

# D2D Coded Caching Schemes for Multiaccess Networks with Combinatorial Access Topology

Rashid Ummer N.T. and B. Sundar Rajan

Department of Electrical Communication Engineering, Indian Institute of Science, Bangalore, India

E-mail: {rashidummer, bsrajan}@iisc.ac.in

**Abstract**—This paper considers wireless device-to-device (D2D) coded caching in a multiaccess network, where the users communicate with each other and each user can access multiple cache nodes. Access topologies derived from two combinatorial designs known as the  $t$ -design and  $t$ -group divisible design ( $t$ -GDD), referred to as the  $t$ -design and  $t$ -GDD topologies respectively, which subsume a few other known topologies, have been studied for the multiaccess coded caching (MACC) network by Cheng *et al.* in [18]. These access topologies are extended to a multiaccess D2D coded caching (MADCC) network and novel MADCC schemes are proposed. MADCC network has been studied so far only for the cyclic wrap-around topology. Apart from the proposed novel MADCC schemes, MADCC schemes are also derived from the existing MACC schemes in [18]. To compare the performance of different MADCC schemes, the metrics of load per user and subpacketization level are used while keeping the number of caches and cache memory size same. The proposed MADCC scheme with  $t$ -design topology performs better in terms of subpacketization level while achieving the same load per user compared to the MADCC scheme derived from the MACC scheme with  $t$ -design topology in [18]. The proposed MADCC scheme with  $t$ -GDD topology performs better in terms of load per user while achieving the same subpacketization level compared to the MADCC scheme derived from the MACC scheme with  $t$ -GDD topology in [18] in some cases. Compared to the existing MADCC scheme with cyclic wrap-around topology, the proposed MADCC scheme with  $t$ -design topology performs better in terms of load per user, and the proposed MADCC scheme with  $t$ -GDD topology performs better in terms of subpacketization level at the expense of an increase in load per user. Additionally, several novel low subpacketization level coded caching schemes are obtained for the original D2D network with dedicated caches.

**Index Terms**—Coded caching, device to device coded caching, multiaccess networks, placement delivery array, D2D placement delivery array, combinatorial design.

## I. INTRODUCTION

Wireless data traffic is rapidly increasing, mainly due to increased video demands [1]. Cache-aided communication leverages the temporal variability in the network traffic. During off-peak hours, content is placed in user caches by the central server (the placement phase), enabling coded multicast transmissions by the server during peak times to meet all user demands (the delivery phase). In the seminal paper [2], Maddah-Ali and Niesen proposed a coded caching scheme (referred to as the MAN scheme) for an error-free broadcast network where a central server with a library of  $N$  files serves  $K$  users, each having a cache memory of  $M$  files. The objective is to minimize the worst-case transmission load during the delivery phase in the peak time. The MAN scheme's

transmission load is optimal under uncoded data placement when  $N \geq K$  [3]. However, achieving optimal transmission load requires subpacketization of files into  $F$  packets, which grows exponentially with the number of users for a given caching ratio  $\frac{M}{N}$ . A single array called Placement Delivery Array (PDA), which describes both the placement phase and the delivery phase of a centralized coded caching system with the uncoded placement and one-shot delivery, was introduced by Yan *et al.* in [4]. Low subpacketization level coded caching schemes can be obtained by constructing appropriate PDAs. Various coded caching schemes using PDAs have been extensively studied in the literature.

Coded caching in a wireless D2D network is first studied by Ji *et al.* in [5] (referred to as the JCM scheme). In a D2D network consisting of  $K$  users each with a cache of  $M$  files, a central server with a library of  $N$  files first places the data in the user cache memories and all the user's demands are served by inter-user coded multicast transmissions in the delivery phase. The transmission load of the JCM scheme is shown to be order optimal in [5] and [6]. Like the MAN scheme, the JCM scheme also requires a subpacketization level that grows exponentially with the number of users for a given  $\frac{M}{N}$ . Motivated by the concept of PDA, Wang *et al.* in [7] proposed an array called D2D placement delivery array (DPDA) which characterizes both the phases of a D2D coded caching scheme with the uncoded placement and one-shot delivery. Low subpacketization level D2D coded caching schemes can be obtained by constructing appropriate DPDA. A procedure to obtain a DPDA from a given regular PDA is also discussed in [7]. Direct construction of a few classes of DPDA are discussed in [8] and [9].

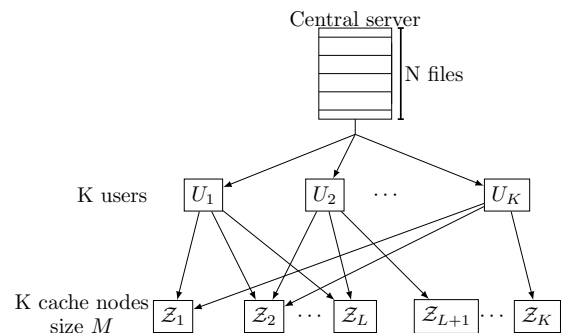


Fig. 1: Multiaccess coded caching network model.

Caching at the wireless edge nodes is a widely used

technique in communication systems. Motivated by that, a multiaccess coded caching (MACC) model, depicted in Fig.1, consisting of a central server with a library of  $N$  files connected to  $K$  cache-less users and  $K$  cache nodes each having a memory of  $M$  files, was first proposed in [10]. Each user can access, without any access cost,  $L$  neighbouring cache nodes with a cyclic wrap-around topology. MACC schemes for this cyclic wrap-around topology are also studied in [11], [12] and [13]. A MACC scheme using MAN scheme, in which the number of users  $K = \binom{C}{L}$  is large compared to the number of cache nodes  $C$  and each user accesses a distinct set of  $L$  caches, was proposed in [14]. Another access topology using a combinatorial structure called cross resolvable design, consisting of  $K = \binom{m}{L}q^L$  users and  $C = mq$  cache nodes for any positive integer  $m \geq L$  and  $q$ , was considered in [15], [16] and [17]. Recently, Cheng *et al.* in [18] considered the MACC problem with access topology described by two classical combinatorial designs, called the  $t$ -design and  $t$ -group divisible design ( $t$ -GDD). It is shown in [18] that the MACC scheme in [14] is a special case of the scheme in [18] using the  $t$ -design topology and the access topology using the cross resolvable design considered in [15], [16] and [17], is a special case of the  $t$ -GDD topology. Further, it is shown that compared with the schemes in [15], [16] and [17], for a cache memory ratio  $\frac{M}{N} = \frac{1}{q}$ , the scheme in [18] has smaller subpacketization level and transmission load. The access topologies considered in [18] do not cover the cyclic wrap-around topology.

D2D networks in which each user accesses multiple cache nodes have been studied recently for the cyclic wrap-around topology with  $K$  cache-less users and  $K$  cache nodes in [19], referred to as the *WCCWC scheme*. A MADCC network with other access topologies has not been discussed in the literature. Since the  $t$ -design and  $t$ -GDD access topologies cover other known network topologies except for the cyclic wrap-around topology, this paper studies multiaccess coded caching under these topologies for a D2D network. In any MADCC problem, the design parameters are the number of users  $K$ , the number of caches  $\Gamma$ , the number of files  $N$ , the cache memory  $M$  (in files), and the number of caches a user has access to,  $L$ . For a given  $\Gamma$ ,  $N$ ,  $M$  and  $L$ , the number of users  $K$  in two different MADCC schemes differ since  $K$  depends on the user-to-cache access topology. Therefore, to compare two MADCC schemes with different access topologies, the appropriate metric is the *load per user* (or *per user load*), defined as the transmission load  $R$  normalized with the number of users  $K$ . The lower the load per user for a given  $\Gamma$ ,  $N$ ,  $M$  and  $L$ , the better the scheme. If the users can access the caches without any access cost, the  $L$  of the two schemes under comparison need not be the same. Load per user is considered as a metric to compare two MACC schemes, or a MACC scheme and a coded caching scheme with dedicated caches, in [14], [15] and [20]. In this paper, we use the metrics of load per user and subpacketization level to compare different MADCC schemes.

*Notations:* For any set  $\mathcal{A}$ ,  $|\mathcal{A}|$  denotes the cardinality of  $\mathcal{A}$ . For a set  $\mathcal{A}$  and a positive integer  $i \leq |\mathcal{A}|$ ,  $\binom{\mathcal{A}}{i}$  denotes all the  $i$ -sized subsets of  $\mathcal{A}$ . For sets  $\mathcal{A}$  and  $\mathcal{B}$ ,  $\mathcal{A} \setminus \mathcal{B}$  denotes the elements in  $\mathcal{A}$  but not in  $\mathcal{B}$ . For any positive integer  $n$ ,  $[n]$  denotes the set  $\{1, 2, \dots, n\}$ . For notational simplicity, we

write a set  $\{a, b, c, d\}$  in the form  $abcd$ . For a vector  $\vec{x}$  with  $n$  entries, for any  $i \in [n]$ ,  $\vec{x}(i)$  denotes the  $i^{\text{th}}$  entry of  $\vec{x}$ , and for any  $\mathcal{T} \subseteq [n]$ ,  $\vec{x}(\mathcal{T})$  denotes the vector containing the entries of  $\vec{x}$  at the indices specified in  $\mathcal{T}$ . For any two vectors  $\vec{x}$  and  $\vec{y}$  with same number of entries,  $d(\vec{x}, \vec{y})$  denotes the number of entries in which  $\vec{x}$  and  $\vec{y}$  differ. For notational simplicity, we write a vector  $\vec{x} = (x_1, x_2, \dots, x_n)$  in the form  $x_1x_2\dots x_n$ . The *occurrence number* of an element  $x$  in a sequence (or a collection, such as a set of rows in an array) at position  $i$  is defined as the number of times  $x$  has appeared in the sequence up to and including position  $i$ .

### A. Contributions

We studied the wireless device-to-device (D2D) coded caching in a multiaccess network with access topology described by a class of combinatorial designs, which has not been previously explored in the literature. To compare the performance of different MADCC schemes, the metrics of load per user and subpacketization level are used while keeping the number of caches and cache memory size same. The contributions of this paper are summarized below:

- By using the properties of combinatorial  $t$ -design, a novel MADCC scheme with  $t$ -design topology is proposed. Another MADCC scheme is derived from the MACC scheme with  $t$ -design topology described in [18], referred to as the *derived CWEG scheme with  $t$ -design topology*. The proposed MADCC scheme with  $t$ -design topology performs better in terms of subpacketization level while achieving the same load per user compared to the derived CWEG scheme with  $t$ -design topology. Compared to the WCCWC scheme, the proposed scheme with  $t$ -design topology performs better in terms of load per user, while the subpacketization level is equal in some cases and varies (smaller or larger) in others.
- By using the properties of combinatorial  $t$ -group divisible design and orthogonal arrays, a novel MADCC scheme with  $t$ -GDD topology is proposed. Another MADCC scheme is derived from the MACC scheme with  $t$ -GDD topology described in [18], referred to as the *derived CWEG scheme with  $t$ -GDD topology*. The proposed MADCC scheme with  $t$ -GDD topology performs better in terms of load per user while achieving the same subpacketization level compared to the derived CWEG scheme with  $t$ -GDD topology in some cases. In other cases, the proposed MADCC scheme requires a lesser subpacketization level at the expense of an increase in load per user. Compared to the WCCWC scheme, the proposed scheme with  $t$ -GDD topology performs better in terms of subpacketization level at the expense of an increase in load per user.
- Additionally, from the proposed MADCC schemes, several novel classes of low subpacketization level coded caching schemes for the original D2D network, where each user has its own cache, are obtained. In addition to that, another novel D2D scheme is obtained using  $t$ -GDDs and orthogonal arrays.

### B. Organization

The rest of the paper is organized as follows. Section II briefly describes the original D2D network model and

reviews the preliminaries of DPDA. Section III discusses the MADCC network model and the arrays used to obtain MADCC schemes. Useful definitions and properties of combinatorial designs are presented in Section IV. The proposed MADCC scheme with  $t$ -design topology and its performance analysis are discussed in Section V. The proposed MADCC scheme with  $t$ -GDD topology and its performance analysis are discussed in Section VI. The coded caching schemes for the original D2D network obtained from the proposed MADCC schemes are discussed in Section VII. Section VIII concludes the paper.

## II. ORIGINAL D2D CODED CACHING

In this section, first we review the original D2D coded caching network model in [5] and then illustrate with example the concept of DPDA proposed in [7] to obtain D2D coded caching schemes.

### A. D2D Network model

An  $F$ -division  $(K, M, N)$  D2D coded caching network, depicted in Fig.2, consists of a central server with a library of  $N$  files  $\{W_n : n \in [N]\}$  each of size  $B$  bits and  $K \leq N$  users  $\{U_k : k \in [K]\}$ , each having a dedicated cache memory of  $M$  files, where  $M < N$ . This network is referred to as the *original D2D network* in this paper. The condition  $M \geq \frac{N}{K}$  is assumed to ensure that any possible demands can be met using the user cache contents.

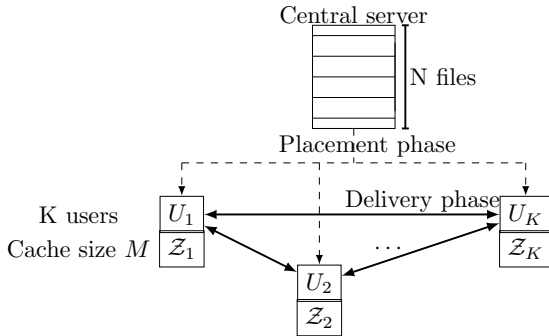


Fig. 2: D2D coded caching network model.

The D2D coded caching scheme operates in two phases.

- **Placement phase:** During this phase, each file  $W_n$  is split into  $F$  non-overlapping packets, i.e.,  $W_n = \{W_{n,f} : f \in [F]\}$ . Each user  $U_k$ , where  $k \in [K]$ , caches  $MB$  bits in its cache denoted by  $Z_k$ , with *uncoded data placement*, meaning that the  $MB$  bits are taken directly out of the total  $NB$  bits in the library. During the placement phase, the later demands of the users are unknown.

- **Delivery phase:** During this phase, each user requests a file from  $\{W_n : n \in [N]\}$ , with the set of requested files represented by a demand vector  $\vec{d} = (d_1, \dots, d_K)$ . For a given  $\vec{d}$ , each user broadcasts a coded message  $X_{k,\vec{d}}$  consisting of  $S_{k,\vec{d}}$  packets, utilizing its cache content and transmitting to all other users over an error-free shared medium. The delivery is assumed to be *one-shot*, meaning that each user can recover any bit of its requested file using its own cache content

and at most one transmission from other users. Through these transmissions and their cache, each user retrieves their requested file. The corresponding worst-case transmission load  $R$  normalized to the file size is given by

$$R \triangleq \max_{\vec{d}} \frac{\sum_{k=1}^K S_{k,\vec{d}}}{F}. \quad (1)$$

### B. DPDA

In this subsection, we review the definition of DPDA and the algorithm for obtaining a D2D-coded caching scheme for the original D2D network from a given DPDA. A DPDA is a PDA that satisfies an additional property, so first, we review the definition of a PDA.

**Definition 1 (PDA).** [4] For positive integers  $K, F, Z$  and  $S$ , an  $F \times K$  array  $\mathbf{P} = (p_{j,k})$ ,  $j \in [F]$  and  $k \in [K]$ , composed of a specific symbol  $\star$  and  $S$  non-negative integers  $[S]$ , is called a  $(K, F, Z, S)$  placement delivery array (PDA) if it satisfies the following conditions:

C1. The symbol  $\star$  appears  $Z$  times in each column.

C2. Each integer occurs at least once in the array.

C3. For any two distinct entries  $p_{j_1,k_1}$  and  $p_{j_2,k_2}$ ,

$p_{j_1,k_1} = p_{j_2,k_2} = s$  is an integer only if (a)  $j_1 \neq j_2$ ,  $k_1 \neq k_2$ , i.e., they lie in distinct rows and distinct columns, and (b)  $p_{j_1,k_2} = p_{j_2,k_1} = \star$ .

If each integer appears  $g$  times in  $\mathbf{P}$  where  $g$  is a constant, then  $\mathbf{P}$  is said to be a  $g$ -regular  $(K, F, Z, S)$  PDA or  $g - (K, F, Z, S)$  PDA.

**Definition 2 (DPDA).** [7] A  $(K, F, Z, S)$  PDA  $\mathbf{P} = (p_{j,k})$ ,  $j \in [F]$  and  $k \in [K]$  is called a  $(K, F, Z, S)$  DPDA if an additional property described below is satisfied.

C4. There is a mapping  $\phi$  from  $[S]$  to the users  $[K]$  such that if  $p_{j,k} = s$  for any  $s \in [S]$ , then  $p_{j,\phi(s)} = \star$ .

Given a DPDA, a D2D coded caching scheme can be obtained using Algorithm 1 as explained in Theorem 1.

**Theorem 1.** [7] For a given  $(K, F, Z, S)$  DPDA  $\mathbf{P} = (p_{j,k})_{F \times K}$ , a  $(K, M, N)$  D2D coded caching scheme can be obtained with subpacketization  $F$  and  $\frac{M}{N} = \frac{Z}{F}$  using Algorithm 1. For any demand vector  $\vec{d}$ , the demands of all the users are met with a transmission load of  $R = \frac{S}{F}$ .

Example 1 illustrates Algorithm 1 and Theorem 1.

**Example 1.** It is easy to see that the following array  $\mathbf{P}$  is a  $(4, 4, 2, 4)$  DPDA. The mapping  $\phi(s)$  here is the identity function.

$$\mathbf{P} = \begin{array}{c|cccc} & 1 & 2 & 3 & 4 \\ \hline 1 & \star & 3 & \star & 1 \\ 2 & 3 & \star & \star & 2 \\ 3 & \star & 4 & 1 & \star \\ 4 & 4 & \star & 2 & \star \end{array}$$

Based on this DPDA  $\mathbf{P}$ , one can obtain a 4-division  $(4, 2, 4)$  D2D coded caching scheme using Algorithm 1 as follows.

- **Placement phase:** From line 2 of Algorithm 1, each file  $W_n, \forall n \in [4]$  is split into 4 packets, i.e.,  $W_n =$

---

**Algorithm 1** [7] D2D Coded caching scheme based on DPDA
 

---

```

1: procedure PLACEMENT( $\mathbf{P}, \mathcal{W}$ )
2:   Split each file  $W_n$  in  $\mathcal{W}$  into  $F$  packets:  $W_n = \{W_{n,j} : j \in [F]\}$ 
3:   for  $k \in [K]$  do
4:      $\mathcal{Z}_k \leftarrow \{W_{n,j} : p_{j,k} = *, \forall n \in [N]\}$ 
5:   end for
6: end procedure
7: procedure DELIVERY( $\mathbf{P}, \mathcal{W}, \phi, \vec{d}$ )
8:   for  $s \in [S]$  do
9:     User  $\phi(s)$  sends  $\bigoplus_{p_{j,k=s,j} \in [F], k \in [K]} W_{d_k,j}$ 
10:  end for
11: end procedure

```

---

$\{W_{n,1}, W_{n,2}, W_{n,3}, W_{n,4}\}$ . By line 3–5 of Algorithm 1, each user caches the packets as follows:

$$\begin{aligned} \mathcal{Z}_1 &= \{W_{n,1}, W_{n,3}\}, \mathcal{Z}_2 = \{W_{n,2}, W_{n,4}\}, \\ \mathcal{Z}_3 &= \{W_{n,1}, W_{n,2}\}, \mathcal{Z}_4 = \{W_{n,3}, W_{n,4}\}, \forall n \in [4]. \end{aligned}$$

• **Delivery phase:** Let the demand vector  $\vec{d} = \{4, 2, 1, 3\}$ . By line 8–10 of Algorithm 1, users 1 to 4 transmits  $W_{3,1} \oplus W_{1,3}, W_{3,2} \oplus W_{1,4}, W_{4,2} \oplus W_{2,1}$  and  $W_{4,4} \oplus W_{2,3}$  respectively. Each user can thus recover the requested file. For example, consider user 1 whose demanded file is  $W_4$ . It has in its cache the packets  $W_{4,1}$  and  $W_{4,3}$  of the requested file  $W_4$ . From the transmission  $W_{4,2} \oplus W_{2,1}$  by user 3, user 1 can recover  $W_{4,2}$  since it has  $W_{2,1}$  in its cache. From the transmission  $W_{4,4} \oplus W_{2,3}$  by user 4, user 1 can recover  $W_{4,4}$  since it has  $W_{2,3}$  in its cache. Thus user 1 gets all the 4 packets of the requested file  $W_4$ .

There are 4 transmissions in this example, one by each user, with each transmission being the size of a packet. Therefore  $R = \frac{4}{4} = 1$  files as mentioned in Theorem 1.

### III. MULTIACCESS D2D CODED CACHING

An  $F$ -division  $(L, K, \Gamma, M, N)$  multiaccess D2D coded caching network with access topology  $\mathfrak{B}$ , depicted in Fig.3, consists of a central server with a library of  $N$  files  $\{W_n : n \in [N]\}$  each of size  $B$  bits,  $K \leq N$  cache-less users  $\{U_k : k \in [K]\}$  and  $\Gamma$  cache nodes  $\{\mathcal{Z}_\gamma : \gamma \in [\Gamma]\}$ , each having a cache memory of  $M$  files, where  $M \leq \frac{N}{L}$ . The set of cache nodes accessible to the user  $U_k$  is denoted by  $\mathcal{B}_k$ , and each user can access a distinct set of  $L$  cache nodes, i.e.,  $|\mathcal{B}_k| = L$ , without any access cost. The access topology  $\mathfrak{B} = \{\mathcal{B}_k \mid k \in [K]\}$ . The condition  $M \geq \frac{N}{LK}$  is assumed to ensure that any possible demands can be met using the cache contents.

An  $F$ -division  $(L, K, \Gamma, M, N)$  MADCC scheme also operates in two phases.

• **Placement phase:** During this phase, each file  $W_n$  is split into  $F$  non-overlapping packets. Each cache node  $\mathcal{Z}_\gamma$ , where  $\gamma \in [\Gamma]$ , caches  $MB$  bits with *uncoded data placement*. The later demands of the users are unknown during this phase.

• **Delivery phase:** During this phase, each user requests a file from  $\{W_n : n \in [N]\}$ . For a given demand vector  $\vec{d}$ , using

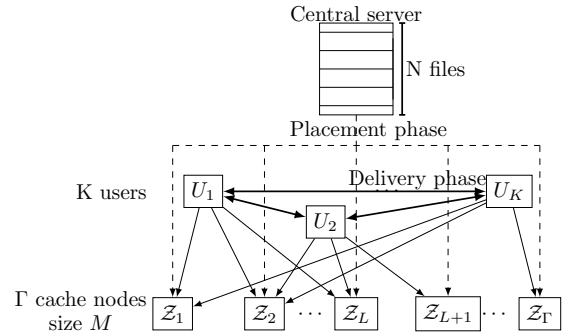


Fig. 3: Multiaccess D2D coded caching network model.

the cache contents it can access, each user broadcasts a coded message  $X_{k,\vec{d}}$  consisting of  $S_{k,\vec{d}}$  packets to all other users over an error-free shared medium. The delivery is assumed to be *one-shot*. Through these transmissions and the accessible cache contents, all the users retrieve their requested file. The corresponding load  $R$  normalized to the file size is given by (1). The objective is to design D2D coded caching schemes with dedicated caches and MADCC schemes with both the transmission load and the subpacketization level as small as possible.

The placement and delivery strategies of the MACC scheme have been characterized by three arrays, namely *node-placement array*, *user-retrieve array* and *user-delivery array*, in [12] and [18]. To characterize the placement and delivery strategy of the WCCWC scheme, the authors used two arrays, namely *caching array* and *delivery array*. We also use two arrays, *placement array* and *delivery array*, to characterize the proposed MADCC schemes, defined as follows.

**Definition 3.** • (*Placement array*). An  $F \times \Gamma$  placement array  $\mathbf{Z}$  consists of star (\*) and null, where  $F$  and  $\Gamma$  represent the subpacketization level and the number of cache-nodes, respectively. For any integers  $f \in [F]$  and  $\gamma \in [\Gamma]$ , the entry  $\mathbf{Z}(f, \gamma)$  is star if and only if the  $\gamma^{\text{th}}$  cache node caches the  $f^{\text{th}}$  packet of each  $W_n$  where  $n \in [N]$ . Let the number of stars in a column be  $Z'$ , then the cache memory ratio  $\frac{M}{N} = \frac{Z'}{F}$ .

• (*Delivery array*). An  $F \times K$  delivery array  $\mathbf{Q}$  consists of elements from  $\{*\} \cup [S]$ , where  $F$  and  $K$  represent the subpacketization level and the number of users, respectively. For any integers  $f \in [F]$  and  $k \in [K]$ , the entry  $\mathbf{Q}(f, k)$  is a star if and only if the  $k^{\text{th}}$  user can retrieve the  $f^{\text{th}}$  packet of each  $W_n$  where  $n \in [N]$  from its connected cache nodes. Each integer  $s \in [S]$  represents one multicast message by a user  $\phi(s)$ , and  $S$  represents the total number of multicast messages sent in the delivery phase. To ensure that each user's demand is satisfied, the delivery array  $\mathbf{Q}$  should be a DPDA. Therefore, by Theorem 1, the transmission load of the MADCC scheme is  $R = \frac{S}{F}$ .

The MADCC network has been studied so far only for the cyclic wrap-around topology, that is the WCCWC scheme. The caching array (equivalent to the placement array) and the delivery array of the WCCWC scheme are derived through a transform over an existing regular PDA that further satisfies two additional properties. For any positive integers  $K_0$  and  $t_0 \in [K_0]$ ,

there always exists a  $(t_0 + 1) - \binom{K_0}{t_0}, \binom{K_0-1}{t_0-1}, \binom{K_0}{t_0+1}$  PDA corresponding to the MAN scheme, referred to as the MAN PDA [4]. The authors in [19] have shown that the MAN PDA satisfies those two additional properties and thus obtain the WCCWC scheme given in the following Theorem.

**Theorem 2.** [19] (WCCWC scheme) Given a positive integer  $r$  ( $r > 1$ ) and a  $(t_0 + 1) - \binom{K_0}{t_0}, \binom{K_0-1}{t_0-1}, \binom{K_0}{t_0+1}$  MAN PDA, there always exists a  $\binom{K_0}{t_0} t_0 [(r-1)K_0 + t_0]$ -division  $(r, (r-1)K_0 + t_0, (r-1)K_0 + t_0, M, N)$  multiaccess D2D coded caching scheme with cyclic wrap-around topology with the cache memory  $\frac{M}{N} = \frac{t_0}{(r-1)K_0 + t_0}$  and the transmission load of  $R = \frac{(K_0 - t_0)(r-1)}{t_0}$ .

#### IV. COMBINATORIAL DESIGNS

Some basic useful definitions from combinatorial design are described in this subsection. For further reading on this, readers can refer to [21] and [22].

**Definition 4** (Design  $(\mathcal{X}, \mathcal{A})$ ). [21] A design is a pair  $(\mathcal{X}, \mathcal{A})$  such that the following properties are satisfied:

1.  $\mathcal{X}$  is a set of elements called points, and
2.  $\mathcal{A}$  is a collection (i.e., multiset) of nonempty subsets of  $\mathcal{X}$  called blocks.

A design is called a *simple design* if it does not contain repeated blocks.

**Definition 5** ( $t - (v, k, \lambda)$  design). [21] Let  $v, k, \lambda$  and  $t$  be positive integers such that  $v > k \geq t$ . A  $t - (v, k, \lambda)$  design is a design  $(\mathcal{X}, \mathcal{A})$  such that the following properties are satisfied:

1.  $|\mathcal{X}| = v$ ,
2. each block contains exactly  $k$  points, and
3. every set of  $t$  distinct points is contained in exactly  $\lambda$  blocks.

The general term  $t$ -design is used to indicate any  $t - (v, k, \lambda)$  design. A  $t$ -design with  $\lambda = 1$  ( $t - (v, k, 1)$  design) is called a Steiner system and often denoted as  $S(t, k, v)$ . A  $t$ -design with  $t = 2$  is called a balanced incomplete block design (BIBD). The existence and construction of  $t$ -designs are discussed in [21], [22], [23] and [24]. For convenience, we write blocks in the form  $abc$  rather than  $\{a, b, c\}$ .

**Example 2.**  $\mathcal{X} = \{1, 2, 3, 4, 5, 6, 7\}$ ,  $\mathcal{A} = \{124, 235, 346, 457, 156, 267, 137\}$  is a  $2 - (7, 3, 1)$  design, i.e., a  $(7, 3, 1)$  BIBD and  $\mathcal{X} = \{1, 2, 3, 4, 5, 6, 7, 8\}$ ,  $\mathcal{A} = \{1256, 127, 1357, 1368, 1458, 1467, 1234, 3456, 3478, 2457, 2468, 2358, 2367, 5678\}$  is a  $3 - (8, 4, 1)$  design.

The following theorems are useful in the construction of MADCC schemes with  $t$ -design topology in Section V.

**Theorem 3.** [21] Let  $(\mathcal{X}, \mathcal{A})$  is a  $t - (v, k, \lambda)$  design. Suppose that  $\mathcal{Y} \subseteq \mathcal{X}$ , where  $|\mathcal{Y}| = s \leq t$ . Then there are exactly  $\lambda_s = \frac{\lambda \binom{v-s}{k-s}}{\binom{k-s}{t-s}}$  blocks in  $\mathcal{A}$  that contains all the points in  $\mathcal{Y}$ .

Thus the number of blocks in  $\mathcal{A} = \lambda_0 = \frac{\lambda \binom{v}{k}}{\binom{k}{t}}$ .

**Theorem 4.** [21] Let  $(\mathcal{X}, \mathcal{A})$  be a  $t - (v, k, \lambda)$  design. Suppose that  $\mathcal{Y}, \mathcal{Z} \subseteq \mathcal{X}$ , where  $\mathcal{Y} \cap \mathcal{Z} = \emptyset$ ,  $|\mathcal{Y}| = i$ ,  $|\mathcal{Z}| = j$ , and

$i + j \leq t$ . Then there are exactly  $\lambda_i^j = \frac{\lambda \binom{v-i-j}{k-i}}{\binom{v-i}{k-i}}$  blocks in  $\mathcal{A}$  that contains all the points in  $\mathcal{Y}$  and none of the points in  $\mathcal{Z}$ .

The following is an immediate corollary of Theorem 3.

**Corollary 1.** [21] Suppose that  $(\mathcal{X}, \mathcal{A})$  is a  $t - (v, k, \lambda)$  design, and  $1 \leq s \leq t$ . Then  $(\mathcal{X}, \mathcal{A})$  is an  $s - (v, k, \lambda_s)$  design, where  $\lambda_s = \frac{\lambda \binom{v-s}{k-s}}{\binom{k-s}{t-s}}$ .

**Definition 6** (Dual design). [18] For any design  $(\mathcal{X}, \mathcal{A})$ , its dual design  $(\mathcal{U}, \mathcal{V})$  is defined as follows: The blocks in  $\mathcal{A}$  is regarded as the points in  $\mathcal{U}$  and the points in  $\mathcal{X}$  as blocks in  $\mathcal{V}$ , where in the dual design each point represented by  $A \in \mathcal{A}$  is contained by a block represented by  $x \in \mathcal{X}$  if and only if  $x \in A$ ; then the resulting design  $(\mathcal{U}, \mathcal{V})$  is called the dual design of  $(\mathcal{X}, \mathcal{A})$ . A design is a dual design of its dual design.

**Example 3.** The dual design of the  $2 - (7, 3, 1)$  design in Example 2 is the design  $(\mathcal{U}, \mathcal{V})$ , where  $\mathcal{U} = \{124, 235, 346, 457, 156, 267, 137\}$  and  $\mathcal{V} = \{\{124, 156, 137\}, \{124, 235, 267\}, \{235, 346, 137\}, \{124, 346, 457\}, \{235, 457, 156\}, \{346, 156, 267\}, \{457, 267, 137\}\}$ .

**Definition 7** (Resolvable design). [21] A parallel class  $\mathcal{P}$  in a design  $(\mathcal{X}, \mathcal{A})$  is a subset of disjoint blocks from  $\mathcal{A}$  whose union is  $\mathcal{X}$ . A partition of  $\mathcal{A}$  into  $r$  parallel classes is called a resolution, and  $(\mathcal{X}, \mathcal{A})$  is said to be a resolvable design if  $\mathcal{A}$  has at least one resolution.

Resolvable designs are discussed in [21], [22] and [25]. Construction of resolvable designs from linear block codes is discussed in [26]. Given an  $(n, k)$  linear code over  $GF(q)$ , by using the procedure explained in [26], a resolvable design  $(\mathcal{X}, \mathcal{A})$  with  $|\mathcal{X}| = q^k$ ,  $|\mathcal{A}| = nq$ , block size  $q^{k-1}$  and  $n$  parallel classes is obtained.

**Example 4.**  $\mathcal{X} = \{1, 2, 3, 4\}$ ,  $\mathcal{A} = \{12, 13, 14, 23, 24, 34\}$  is a resolvable design which can be partitioned into 3 parallel classes  $\mathcal{P}_1 = \{12, 34\}$ ,  $\mathcal{P}_2 = \{13, 24\}$  and  $\mathcal{P}_3 = \{14, 23\}$ .

**Example 5.** From a  $(4, 2)$  linear code over  $GF(3)$ , by using the procedure explained in [26], a resolvable design with  $\mathcal{X} = \{0, 1, 2, 3, 4, 5, 6, 7, 8\}$  and  $\mathcal{A} = \{012, 345, 678, 036, 147, 258, 057, 138, 246, 048, 237, 156\}$  is obtained, which can be partitioned into 4 parallel classes  $\mathcal{P}_1 = \{012, 345, 678\}$ ,  $\mathcal{P}_2 = \{036, 147, 258\}$ ,  $\mathcal{P}_3 = \{057, 138, 246\}$  and  $\mathcal{P}_4 = \{048, 237, 156\}$ .

For a given resolvable design  $(\mathcal{X}, \mathcal{A})$  with  $|\mathcal{X}| = v$ ,  $|\mathcal{A}| = b$ , block size  $k$  and number of parallel classes  $r$ , there are exactly  $\frac{b}{r}$  blocks in each parallel class. Since the blocks in each parallel class are disjoint, the number of blocks in every parallel class is  $\frac{b}{r} = \frac{v}{k}$ . A special class of resolvable design, known as cross resolvable design, was introduced in [15] and is defined as follows.

**Definition 8** (Cross Resolvable Design). [15] For any resolvable design  $(\mathcal{X}, \mathcal{A})$  with  $r$  parallel classes, if there exist at least one  $i \in \{2, 3, \dots, r\}$  such that the cardinality of intersection of  $i$  blocks drawn from any  $i$  distinct parallel classes, denoted by  $\mu_i$ , exists and this value remains same ( $\mu_i \neq 0$ ) for all possible choices of blocks, then  $(\mathcal{X}, \mathcal{A})$  is said

to be a Cross Resolvable Design (CRD). A CRD for which  $\mu_r$  exists is called a Maximal Cross Resolvable Design (MCRD).

For convenience, we denote a CRD  $(\mathcal{X}, \mathcal{A})$  with  $|\mathcal{X}| = v$ ,  $|\mathcal{A}| = b$ , block size  $k$ , number of parallel classes  $r$  and  $\mu_t = \lambda_t$ , as a  $t - (v, k, b, r, \lambda_t)$  CRD.

**Example 6.** It can be verified that the resolvable design in Example 4 is a  $2 - (4, 2, 6, 3, 1)$  CRD. If  $\mathcal{A} = \{12, 13, 24, 34\}$ , then it is a  $2 - (4, 2, 4, 2, 1)$  MCRD, where  $\mathcal{P}_1 = \{12, 34\}$  and  $\mathcal{P}_2 = \{13, 24\}$ .

**Example 7.**  $\mathcal{X} = \{1, 2, 3, 4, 5, 6\}$ ,  $\mathcal{A} = \{12, 13, 14, 25, 26, 34, 35, 46, 56\}$ , is a resolvable design with  $\mathcal{P}_1 = \{12, 34, 56\}$ ,  $\mathcal{P}_2 = \{13, 25, 46\}$  and  $\mathcal{P}_3 = \{14, 26, 35\}$ . But it is not a CRD since  $|A_i \cap A_j| \in \{0, 1\}$  for any  $A_i \in \mathcal{P}_i, A_j \in \mathcal{P}_j, i \neq j$ .

Next we review two other combinatorial structures, known as orthogonal arrays and group divisible designs, which we will use in our MADCC schemes with  $t$ -GDD topology in Section VI.

**Definition 9** (Orthogonal Array). [21] Let  $t, v, r$  and  $\lambda$  be positive integers such that  $r \geq t \geq 2$ . A  $t - (v, r, \lambda)$  orthogonal array (denoted as  $t - (v, r, \lambda)$ -OA) is a pair  $(\mathcal{X}, \mathbf{D})$  such that the following properties are satisfied:

1.  $\mathcal{X}$  is a set of  $v$  elements called points,
2.  $\mathbf{D}$  is a  $\lambda v^t$  by  $r$  array whose entries are chosen from the set  $\mathcal{X}$ ,
3. within any  $t$  columns of  $\mathbf{D}$ , every  $t$ -tuple of points is contained in exactly  $\lambda$  rows.

An orthogonal array  $(\mathcal{X}, \mathbf{D})$  is a simple orthogonal array if all the rows in  $\mathbf{D}$  are different. The existence and construction of orthogonal arrays are discussed in [21] and [22].

**Example 8.**

$$\mathcal{X} = \{0, 1\}, \quad \mathbf{D} = \begin{pmatrix} 1 & 1 & 0 \\ 0 & 0 & 0 \\ 1 & 0 & 1 \\ 0 & 1 & 1 \end{pmatrix} \text{ is a } 2 - (2, 3, 1) - \text{OA}.$$

The existence of a one-to-one mapping between cross resolvable designs and orthogonal arrays is shown in [18] and is stated in the following theorem.

**Theorem 5.** [18] There is a one-to-one mapping between a  $t - (v, r, \lambda)$ -OA and a  $t - (\lambda v^r, \lambda v^{r-1}, vr, r, \lambda)$  CRD.

The following example illustrates Theorem 5.

**Example 9.**

$$\mathcal{X} = \{0, 1\}, \quad \mathbf{D} = \begin{pmatrix} 1 & 1 & 1 & 1 & 1 & 1 & 1 \\ 1 & 1 & 1 & 0 & 0 & 0 & 0 \\ 1 & 0 & 0 & 1 & 1 & 0 & 0 \\ 1 & 0 & 0 & 0 & 0 & 1 & 1 \\ 0 & 1 & 0 & 1 & 0 & 1 & 0 \\ 0 & 1 & 0 & 0 & 1 & 0 & 1 \\ 0 & 0 & 1 & 1 & 0 & 0 & 1 \\ 0 & 0 & 1 & 0 & 1 & 1 & 0 \end{pmatrix}$$

is a  $2 - (2, 7, 2) - \text{OA}$ . By using the procedure explained in [18], a  $2 - (8, 4, 14, 7, 2)$  CRD with  $\mathcal{X} = \{1, 2, 3, 4, 5, 6, 7, 8\}$

and  $\mathcal{A} = \{1234, 5678, 1256, 3478, 1278, 3456, 1357, 2468, 1368, 2457, 1458, 2367, 1467, 2358\}$  is obtained, which can be partitioned into 7 parallel classes  $\mathcal{P}_1 = \{1234, 5678\}$ ,  $\mathcal{P}_2 = \{1256, 3478\}$ ,  $\mathcal{P}_3 = \{1278, 3456\}$ ,  $\mathcal{P}_4 = \{1357, 2468\}$ ,  $\mathcal{P}_5 = \{1368, 2457\}$ ,  $\mathcal{P}_6 = \{1458, 2367\}$  and  $\mathcal{P}_7 = \{1467, 2358\}$ .

In [27], it is shown that for any positive integers  $m$  and  $q$ , where  $m \geq 2$  and  $q \geq 2$ , there always exists an  $(m - 1) - (q, m, 1)$  OA, referred to by the authors as a proper orthogonal array. This result is stated in the following lemma.

**Lemma 1.** [27] For any  $m \geq 2$  and  $q \geq 2$ , there exist a  $(m - 1) - (q, m, 1)$  OA  $(\mathcal{Y}, \mathbf{D})$ , in which  $\mathcal{Y} = [q]$  and the rows of  $\mathbf{D}$  are the vectors given by  $\{(d_1, d_2, d_3, \dots, d_{m-1}, d_m) : (d_1, d_2, \dots, d_{m-1}) \in [q]^{m-1}, \sum_{i=1}^m d_i \pmod{q} \text{ is a constant}\}$ .

The existence of an equivalence between orthogonal arrays with  $\lambda = 1$  and maximum distance separable codes (MDS codes) is shown in [21]. Next, we review the definition of an MDS code. For any prime power  $q$ ,  $\mathbb{F}_q^n$  denotes the vector space of all  $n$ -tuples over the finite field  $\mathbb{F}_q$ . An  $(n, M, q)$ -code  $\mathcal{C}$  is a non-empty subset  $\mathcal{C} \subseteq \mathbb{F}_q^n$ , with  $|\mathcal{C}| = M$ . If  $\mathcal{C}$  is a  $s$ -dimensional subspace of  $\mathbb{F}_q^n$ , then  $\mathcal{C}$  is called an  $[n, s]_q$  linear code over  $\mathbb{F}_q$ . Each vector in  $\mathcal{C}$  is called a codeword. An  $[n, s]_q$  linear code  $\mathcal{C}$  has  $M = q^s$  codewords. The smallest distance between distinct codewords is called the minimum distance of the code  $\mathcal{C}$ . An  $(n, M, q)$ -code  $\mathcal{C}$  with minimum distance  $d$  is denoted as an  $(n, M, d, q)$ -code. For an  $(n, M, d, q)$ -code  $\mathcal{C}$ ,  $M \leq q^{n-d+1}$  (Singleton Bound) [21]. A code in which the Singleton Bound is met with equality is called a maximum distance separable code (MDS code). An  $(n, M, d, q)$  MDS code is also denoted as  $[n, s]_q$  MDS code, where  $d = n - s + 1$ . The equivalence between orthogonal arrays with  $\lambda = 1$  and MDS codes is stated in the following theorem.

**Theorem 6.** [21] An  $(n, M, d, q)$ -code in which  $M = q^{n-d+1}$ , i.e. an  $(n, M, d, q)$  MDS code, is equivalent to a  $t - (q, n, 1)$  OA in which  $t = n - d + 1$ .

From Theorem 6, we can obtain the following lemma.

**Lemma 2.** For a  $t - (v, r, 1)$ -OA  $(\mathcal{X}, \mathbf{D})$ ,  $d_{\min}(\mathbf{D}) \triangleq \min_{\substack{i, j \in [v^t], i \neq j \\ j^{\text{th}} \text{ row of } \mathbf{D}}} d(\vec{D}_i, \vec{D}_j) = r - t + 1$ , where  $\vec{D}_i$  denotes the  $i^{\text{th}}$  row of  $\mathbf{D}$ .

*Proof:* By Theorem 6, a  $t - (v, r, 1)$ -OA  $(\mathcal{X}, \mathbf{D})$  is equivalent to an  $(n, M, d, q)$ -MDS code  $\mathcal{C}$ , where the codewords of  $\mathcal{C}$  are the  $v^t$  rows of  $\mathbf{D}$ . The minimum distance of this MDS code  $d(\mathcal{C}) = r - t + 1$ . Thus,  $d(\mathcal{C}) = \min_{i, j \in [v^t]} d(\vec{D}_i, \vec{D}_j) = r - t + 1$ . ■

**Lemma 3.** [28] For any positive integers  $n$  and  $s$  with  $s \leq n$  and for any prime power  $q$ , let  $\mathcal{C}$  be an  $[n, s]_q$  MDS code. Then  $\bigcup_{\vec{c} \in \mathcal{C}} \mathcal{E}_{\mathcal{C}}(\vec{c}, n - s) = \mathbb{F}_q^n$ , where, for each codeword  $\vec{c} \in \mathcal{C}$ ,  $\mathcal{E}_{\mathcal{C}}(\vec{c}, n - s)$  is the Hamming sphere with radius  $n - s$  and centre  $\vec{c}$ , i.e.,  $\mathcal{E}_{\mathcal{C}}(\vec{c}, n - s) = \{\vec{e} \in \mathbb{F}_q^n \mid d(\vec{e}, \vec{c}) \leq n - s\}$ .

**Definition 10** ( $t$ -GDD). [29] Let  $v$  be a non-negative integer,  $\lambda$  and  $t$  be positive integers and  $K$  be a set of positive integers. A  $t$ -group divisible design ( $t$ -GDD) of order  $v$ , index  $\lambda$  and

block sizes from  $K$  is a triple  $(\mathcal{X}, \mathcal{G}, \mathcal{A})$  where

1.  $\mathcal{X}$  is a set of  $v$  elements called points,
2.  $\mathcal{G} = \{G_1, G_2, \dots\}$  is a non-empty subsets of  $\mathcal{X}$  which partition  $\mathcal{X}$  called groups,
3.  $\mathcal{A}$  is a family of subsets of  $\mathcal{X}$  each of cardinality from  $K$  called blocks such that each block intersects any given group in at most one point,
4. each  $t$ -set of points from  $t$  distinct groups is in exactly  $\lambda$  blocks.

The above definition of  $t$ -GDD is a generalization of the concept of group divisible design discussed in [21] for  $t \geq 2$ , with the latter corresponding to the case where  $t = 2$ .  $t$ -GDDs with equal group sizes are called uniform. We denote a  $t$ -GDD with block size  $k$  and  $m$  groups of uniform group size  $q$  (therefore  $v = mq$ ) as  $t - (m, q, k, \lambda)$  GDD. We consider  $t - (m, q, k, \lambda)$  GDDs as access topology for our MADCC schemes in Section VI. When  $q = 1$ , the  $t - (m, q, k, \lambda)$  GDD is exactly the  $t - (m, k, \lambda)$  design. In a  $t - (m, q, k, \lambda)$  GDD, the number of blocks in  $\mathcal{A}$  is  $\frac{\lambda \binom{m}{t} q^t}{\binom{k}{t}}$  [30].

**Example 10.**  $\mathcal{X} = \{1, 2, 3, 4, 5, 6\}$ ,  $\mathcal{G} = \{G_1 = \{1, 2\}, G_2 = \{3, 4\}, G_3 = \{5, 6\}\}$  and  $\mathcal{A} = \{\{1, 3, 5\}, \{2, 3, 6\}, \{1, 4, 6\}, \{2, 4, 5\}\}$  is a  $2 - (3, 2, 3, 1)$  GDD.

**Theorem 7.** [30] Suppose that  $(\mathcal{X}, \mathcal{G}, \mathcal{A})$  is a  $t - (m, q, k, \lambda)$  GDD. Then, for any  $i \in [t]$ , a  $t - (m, q, k, \lambda)$  GDD is also a  $i - (m, q, k, \lambda_i)$  GDD with  $\lambda_i = \frac{\lambda q^{t-i} \binom{m-i}{t-i}}{\binom{k-i}{t-i}}$ .

From Theorem 7 we can say that in a  $t - (m, q, k, \lambda)$  GDD, for any  $i \in [t]$ , each  $i$ -set of points from  $i$  distinct groups is in exactly  $\lambda_i = \frac{\lambda q^{t-i} \binom{m-i}{t-i}}{\binom{k-i}{t-i}}$  blocks.

**Remark 1** (Point representation of  $t$ -GDD). [18] In a  $t - (m, q, k, \lambda)$  GDD for any  $u \in [m]$  and  $v \in [q]$ , the  $v^{\text{th}}$  point of the  $u^{\text{th}}$  group is denoted by a vector  $(u, v)$ .

**Example 11.** By using Remark 1, the  $2 - (3, 2, 3, 1)$  GDD in Example 10 can be represented as  $\mathcal{X} = \{(1, 1), (1, 2), (2, 1), (2, 2), (3, 1), (3, 2)\}$ ,  $\mathcal{G} = \{G_1 = \{(1, 1), (1, 2)\}, G_2 = \{(2, 1), (2, 2)\}, G_3 = \{(3, 1), (3, 2)\}\}$  and  $\mathcal{A} = \{\{(1, 1), (2, 1), (3, 1)\}, \{(1, 2), (2, 1), (3, 2)\}, \{(1, 1), (2, 2), (3, 2)\}, \{(1, 2), (2, 2), (3, 1)\}\}$ .

The following lemma is proved in [18].

**Lemma 4.** [18] The dual of a  $t - (v, k, b, r, \lambda_t)$  cross resolvable design  $(\mathcal{X}, \mathcal{A})$  with parallel classes  $\{\mathcal{P}_1, \mathcal{P}_2, \dots, \mathcal{P}_r\}$  is a  $t - (r, \frac{v}{k}, r, \lambda)$  GDD  $(\mathcal{U}, \mathcal{G}, \mathcal{V})$  with  $\mathcal{G} = \{G_1 = \mathcal{P}_1, G_2 = \mathcal{P}_2, \dots, G_r = \mathcal{P}_r\}$ .

**Example 12.** The dual of the  $2 - (4, 2, 6, 3, 1)$  CRD in Example 6 is a  $2 - (3, 2, 3, 1)$  GDD  $(\mathcal{U}, \mathcal{G}, \mathcal{V})$  with  $\mathcal{U} = \{12, 13, 14, 23, 24, 34\}$ ,  $\mathcal{G} = \{\{12, 34\}, \{13, 24\}, \{14, 23\}\}$  and  $\mathcal{V} = \{\{12, 13, 14\}, \{12, 23, 24\}, \{13, 23, 34\}, \{14, 24, 34\}\}$ .

We can always construct a  $t$ -GDD for any positive integers  $t$  and  $m$  with  $1 < t < m$ , and  $q \geq 2$ , as stated in the following lemma.

**Lemma 5.** For any positive integers  $t$  and  $m$  with  $1 < t < m$ , and  $q \geq 2$ , there always exists a  $t - (m, q, t, 1)$  GDD.

*Proof:* Consider any positive integers  $t$  and  $m$  with  $1 < t < m$ , and  $q \geq 2$ . Take  $\mathcal{X} = \{(u, v) : u \in [m], v \in [q]\}$ ,  $\mathcal{G} = \{G_1, G_2, \dots, G_m\}$  where  $G_u = \{(u, 1), (u, 2), \dots, (u, q)\}$ ,  $\forall u \in [m]$  and  $\mathcal{A}$  is the collection of all  $t$ -set of points selected from  $t$  distinct groups among the  $m$  groups. That is,  $\mathcal{A} = \{A_1, A_2, \dots, A_{\binom{m}{t} q^t}\}$  :  $A_i = \{(u_{i_1}, v_{i_1}), (u_{i_2}, v_{i_2}), \dots, (u_{i_t}, v_{i_t})\}$ ,  $u_{i_1} \neq u_{i_2} \neq \dots \neq u_{i_t}$ ,  $u_{i_j} \in [m], v_{i_j} \in [q], \forall j \in [t], \forall i \in [\binom{m}{t} q^t]$ . It is easy to see that  $(\mathcal{X}, \mathcal{G}, \mathcal{A})$  is a  $t - (m, q, t, 1)$  GDD. ■

## V. MADCC SCHEMES WITH $t$ -DESIGN TOPOLOGY

We first define the term  $t$ -design topology.

**Definition 11** ( $t$ -design topology). [18] Let  $(\mathcal{X}, \mathcal{A})$  be a  $t - (v, k, \lambda)$  design. A  $t$ -design topology is defined as an access topology  $\mathfrak{B}$  in which

1. the users are represented by the blocks  $A \in \mathcal{A}$ ,
2. the cache nodes are represented by the points  $x \in \mathcal{X}$ ,
3. and the user  $\{U_A : A \in \mathcal{A}\}$  can access all the caches  $x$  such that  $x \in A$ , i.e.,  $\mathfrak{B} = \mathcal{A}$ .

In this section, we propose a novel MADCC scheme with  $t$ -design topology and obtain the derived CWEG scheme with the same topology. We then compare the proposed scheme with the derived CWEG scheme and the WCCWC scheme, using the metrics of load per user and subpacketization level while keeping the number of caches and cache memory size same.

### A. MADCC schemes with $t$ -design topology

In this subsection, we first propose a novel  $(k, \frac{\lambda \binom{v}{t}}{\binom{k}{t}}, v, M, N)$  MADCC scheme given by Theorem 8 in which the access topology is described by a  $t - (v, k, \lambda)$  design. We then obtain the derived CWEG scheme with  $t$ -design topology. The MADCC schemes are characterized by the placement array and the delivery array, as defined in Section III.

**Theorem 8.** Given a  $t - (v, k, \lambda)$  design  $(\mathcal{X}, \mathcal{A})$ , there exist a  $\binom{v}{i} \binom{k}{t-i}$ -division  $(k, \frac{\lambda \binom{v}{t}}{\binom{k}{t}}, v, M, N)$  multiaccess D2D coded caching system with access topology  $\mathfrak{B} = \mathcal{A}$ , for which the following memory-load points are achievable,

$$\left(\frac{M}{N}, R\right) = \left(\frac{i}{v}, \frac{\lambda \binom{v-i}{k}}{\binom{v-t}{k-t} \binom{t}{i}}\right), \quad (2)$$

for each  $i \in [t-1]$ .

*Proof:* Given a  $t - (v, k, \lambda)$  design  $(\mathcal{X}, \mathcal{A})$ , the cache nodes are represented by the points in  $\mathcal{X}$ , therefore,  $\Gamma = v$ . The users are represented by the blocks  $A \in \mathcal{A}$ , therefore,  $K = \frac{\lambda \binom{v}{t}}{\binom{k}{t}}$ . The access topology  $\mathfrak{B} = \mathcal{A}$ , i.e., the user  $\{U_A : A \in \mathcal{A}\}$  can access all the caches  $\{x \in \mathcal{X} : x \in A\}$ . Therefore,  $L = |\mathcal{A}| = k$ . Now we describe our MADCC scheme by constructing the placement array and the delivery

array.

### I. Placement array

The central server first splits each file  $\{W_n : n \in [N]\}$  into  $\binom{v}{i}$ , where  $i \in [t-1]$ , non-overlapping packets, i.e.,  $\{W_n = W_{n,\mathcal{D}} : \mathcal{D} \in \binom{[v]}{i}, n \in [N]\}$ . We further divide each packet  $W_{n,\mathcal{D}}$  into  $\binom{k}{t-i}$  sub-packets, i.e.,  $\{W_{n,\mathcal{D}} = W_{n,\mathcal{D}}^{\mathcal{T}} : \mathcal{T} \in \binom{[k]}{t-i}, \mathcal{D} \in \binom{[v]}{i}, n \in [N]\}$ . Therefore,  $F = \binom{v}{i} \binom{k}{t-i}$ . Now we construct an  $\binom{v}{i} \binom{k}{t-i} \times v$  placement array  $\mathbf{Z} = (Z_{(\mathcal{D},\mathcal{T}),x})_{\mathcal{D} \in \binom{[v]}{i}, \mathcal{T} \in \binom{[k]}{t-i}, x \in \mathcal{X}}$ , whose rows are indexed by  $(\mathcal{D}, \mathcal{T})$  and columns are indexed by  $x$ , as follows.

$$Z_{(\mathcal{D},\mathcal{T}),x} = \begin{cases} \star & \text{if } x \in \mathcal{D} \\ \text{null} & \text{otherwise.} \end{cases} \quad (3)$$

From (3), it can be seen that the sub-packets cached in each cache node  $x \in \mathcal{X}$  is  $\mathcal{Z}_x = \{W_{n,\mathcal{D}}^{\mathcal{T}} : x \in \mathcal{D}, \mathcal{D} \in \binom{[v]}{i}, \mathcal{T} \in \binom{[k]}{t-i}, n \in [N]\}$ . Therefore, the number of sub-packets of each file cached in each cache node, which is same as the number of stars in each column of  $\mathbf{Z}$ , is  $Z' = \binom{v-1}{i-1} \binom{k}{t-i}$ . Therefore, the cache memory ratio  $\frac{M}{N} = \frac{Z'}{F} = \frac{\binom{v-1}{i-1} \binom{k}{t-i}}{\binom{v}{i} \binom{k}{t-i}} = \frac{i}{v}$ .

### II. Delivery array

Each user  $\{U_A : A \in \mathcal{A}\}$  can access the contents in the cache nodes  $\{x : x \in A\}$ . Therefore, the sub-packets that the user  $U_A$  can retrieve, denoted by  $\mathcal{Z}_A$ , is  $\{W_{n,\mathcal{D}}^{\mathcal{T}} : A \cap \mathcal{D} \neq \emptyset, \mathcal{D} \in \binom{[v]}{i}, \mathcal{T} \in \binom{[k]}{t-i}, n \in [N]\}$ . Since the number of users is  $\frac{\lambda \binom{v}{t}}{\binom{k}{t}}$ , we construct a  $\binom{v}{i} \binom{k}{t-i} \times \frac{\lambda \binom{v}{t}}{\binom{k}{t}}$  delivery array  $\mathbf{Q} = (Q_{(\mathcal{D},\mathcal{T}),A})_{\mathcal{D} \in \binom{[v]}{i}, \mathcal{T} \in \binom{[k]}{t-i}, A \in \mathcal{A}}$ , as follows.

$$Q_{(\mathcal{D},\mathcal{T}),A} = \begin{cases} \star & \text{if } A \cap \mathcal{D} \neq \emptyset \\ (\mathcal{D} \cup A(\mathcal{T}))_{\alpha(\mathcal{D},A(\mathcal{T}))} & \text{otherwise,} \end{cases} \quad (4)$$

where  $A(\mathcal{T})$  represents the points in  $A$  with index in  $\mathcal{T}$  and  $\alpha(\mathcal{D}, A(\mathcal{T}))$  is the occurrence number of  $\mathcal{D} \cup A(\mathcal{T})$  in  $\mathbf{Q}$  from top to bottom and left to right for a given  $\mathcal{D}$ .

**Claim 1.** *The delivery array  $\mathbf{Q}$  is in fact a  $\left(\frac{\lambda \binom{v}{t}}{\binom{k}{t}}, \binom{v}{i} \binom{k}{t-i}, \binom{v}{i} - \binom{v-k}{i} \binom{k}{t-i}, \frac{\lambda \binom{v}{t} \binom{v-t}{k-t-i}}{\binom{v-t}{k-t-i}}\right)$  DPDA.*

Proof of Claim 1 is given in Appendix A. Since  $\mathbf{Q}$  is a DPDA, each user's demand can be satisfied with a transmission load  $R = \frac{S}{F} = \frac{\lambda \binom{v}{t} \binom{v-t}{k-t-i}}{\binom{v-t}{k-t-i} \binom{v}{i} \binom{k}{t-i}} = \frac{\lambda \binom{v-i}{k}}{\binom{v-t}{k-t-i} \binom{v}{i}}$ . ■

The following example illustrates Theorem 8.

**Example 13.** *From the  $2 - (7, 3, 1)$  design in Example 2 and for  $i = 1$ , a 21-division  $(3, 7, 7, 1, 7)$  MADCC scheme with access topology  $\mathfrak{B} = \mathcal{A}$  is obtained as follows. The 7 cache nodes are represented by the 7 points in  $\mathcal{X}$  and the 7 users are represented by the 7 blocks in  $\mathcal{A}$  and each user can access 3 cache nodes that are represented by the 3 points in the corresponding block. Each file is divided into  $7 \times 3 = 21$  sub-packets, i.e.,  $\{W_n = W_{n,\mathcal{D}}^{\mathcal{T}} : \mathcal{D} \in [7], \mathcal{T} \in [3], \forall n \in [7]\}$ . Then by (3), we obtain the  $21 \times 7$  placement array shown in Fig.4. From this placement array, the sub-packets cached by*

Sub-packet label	Cache node set $\mathcal{X}$							
	$\mathcal{D}, \mathcal{T}$	1	2	3	4	5	6	7
$\{1\}, \{1\}$		*						
$\{2\}, \{1\}$			*					
$\{3\}, \{1\}$				*				
$\{4\}, \{1\}$					*			
$\{5\}, \{1\}$						*		
$\{6\}, \{1\}$							*	
$\{7\}, \{1\}$								*
$\{1\}, \{2\}$		*						
$\{2\}, \{2\}$			*					
$\{3\}, \{2\}$				*				
$\{4\}, \{2\}$					*			
$\{5\}, \{2\}$						*		
$\{6\}, \{2\}$							*	
$\{7\}, \{2\}$								*
$\{1\}, \{3\}$		*						
$\{2\}, \{3\}$			*					
$\{3\}, \{3\}$				*				
$\{4\}, \{3\}$					*			
$\{5\}, \{3\}$						*		
$\{6\}, \{3\}$							*	
$\{7\}, \{3\}$								*

Fig. 4: Placement array in Example 13.

the cache-nodes can be written as follows.

$$\mathcal{Z}_1 = \{W_{n,1}^{\mathcal{T}}\}, \mathcal{Z}_2 = \{W_{n,2}^{\mathcal{T}}\}, \mathcal{Z}_3 = \{W_{n,3}^{\mathcal{T}}\}, \mathcal{Z}_4 = \{W_{n,4}^{\mathcal{T}}\}, \mathcal{Z}_5 = \{W_{n,5}^{\mathcal{T}}\}, \mathcal{Z}_6 = \{W_{n,6}^{\mathcal{T}}\}, \mathcal{Z}_7 = \{W_{n,7}^{\mathcal{T}}\}, \forall \mathcal{T} \in [3], \forall n \in [7].$$

By (4), we obtain the  $21 \times 7$  delivery array shown in Fig.5. To

Sub-packet label	User set $\mathcal{A}$							
	$\mathcal{D}, \mathcal{T}$	$U_{124}$	$U_{235}$	$U_{346}$	$U_{457}$	$U_{156}$	$U_{267}$	$U_{137}$
$\{1\}, \{1\}$		*	12 <sub>1</sub>	13 <sub>1</sub>	14 <sub>1</sub>	*	12 <sub>2</sub>	*
$\{2\}, \{1\}$		*	*	23 <sub>1</sub>	24 <sub>1</sub>	12 <sub>1</sub>	*	12 <sub>2</sub>
$\{3\}, \{1\}$		13 <sub>1</sub>	*	*	34 <sub>1</sub>	13 <sub>2</sub>	23 <sub>1</sub>	*
$\{4\}, \{1\}$		*	24 <sub>1</sub>	*	*	14 <sub>1</sub>	24 <sub>2</sub>	14 <sub>2</sub>
$\{5\}, \{1\}$		15 <sub>1</sub>	*	35 <sub>1</sub>	*	*	25 <sub>1</sub>	15 <sub>2</sub>
$\{6\}, \{1\}$		16 <sub>1</sub>	26 <sub>1</sub>	*	46 <sub>1</sub>	*	*	16 <sub>2</sub>
$\{7\}, \{1\}$		17 <sub>1</sub>	27 <sub>1</sub>	37 <sub>1</sub>	*	17 <sub>2</sub>	*	*
$\{1\}, \{2\}$		*	13 <sub>2</sub>	14 <sub>2</sub>	15 <sub>1</sub>	*	16 <sub>1</sub>	*
$\{2\}, \{2\}$		*	*	24 <sub>2</sub>	25 <sub>1</sub>	25 <sub>2</sub>	*	23 <sub>2</sub>
$\{3\}, \{2\}$		23 <sub>2</sub>	*	*	35 <sub>1</sub>	35 <sub>2</sub>	36 <sub>1</sub>	*
$\{4\}, \{2\}$		*	34 <sub>1</sub>	*	*	45 <sub>1</sub>	46 <sub>1</sub>	34 <sub>2</sub>
$\{5\}, \{2\}$		25 <sub>1</sub>	*	45 <sub>1</sub>	*	*	56 <sub>1</sub>	35 <sub>2</sub>
$\{6\}, \{2\}$		26 <sub>2</sub>	36 <sub>1</sub>	*	56 <sub>1</sub>	*	*	36 <sub>2</sub>
$\{7\}, \{2\}$		27 <sub>2</sub>	37 <sub>2</sub>	47 <sub>1</sub>	*	57 <sub>1</sub>	*	*
$\{1\}, \{3\}$		*	15 <sub>2</sub>	16 <sub>2</sub>	17 <sub>1</sub>	*	17 <sub>2</sub>	*
$\{2\}, \{3\}$		*	*	26 <sub>1</sub>	27 <sub>1</sub>	26 <sub>2</sub>	*	27 <sub>2</sub>
$\{3\}, \{3\}$		34 <sub>1</sub>	*	*	37 <sub>1</sub>	36 <sub>2</sub>	37 <sub>2</sub>	*
$\{4\}, \{3\}$		*	45 <sub>2</sub>	*	*	46 <sub>2</sub>	47 <sub>1</sub>	47 <sub>2</sub>
$\{5\}, \{3\}$		45 <sub>2</sub>	*	56 <sub>2</sub>	*	*	57 <sub>1</sub>	57 <sub>2</sub>
$\{6\}, \{3\}$		46 <sub>2</sub>	56 <sub>2</sub>	*	67 <sub>1</sub>	*	*	67 <sub>2</sub>
$\{7\}, \{3\}$		47 <sub>2</sub>	57 <sub>2</sub>	67 <sub>1</sub>	*	67 <sub>2</sub>	*	*

Fig. 5: Delivery array in Example 13.

make clear how the subscript  $\alpha(\mathcal{D}, A(\mathcal{T}))$  is written, consider the case  $\mathcal{D} = \{1\}$ . From Theorem 4, it is known that the number of blocks in  $\mathcal{A}$  that contain any subset of size  $t-1 = 1$  but do not contain the point  $\mathcal{D} = \{1\}$  is  $\lambda_1^1 = 2$ . Therefore, for  $\mathcal{D} = \{1\}$  and  $\forall \mathcal{T} \in [3]$ , a specific  $\mathcal{D} \cup A(\mathcal{T}) = \{1\} \cup A(\mathcal{T})$  appears twice all together in the rows  $\{1\}, \{\mathcal{T}\}$ . Therefore,  $\alpha(\mathcal{D}, A(\mathcal{T}))$  can take values 1 and 2 depending on



the occurrence of  $\{1\} \cup A(\mathcal{T})$  from top to bottom and left to right in  $\mathcal{Q}$  as shown in Fig.6.

Sub-packet label	User set $\mathcal{A}$						
	$U_{124}$	$U_{235}$	$U_{346}$	$U_{457}$	$U_{156}$	$U_{267}$	$U_{137}$
$\{1\}, \{1\}$	*	$12_1$	$13_1$	$14_1$	*	$12_2$	*
$\{1\}, \{2\}$	*	$13_2$	$14_2$	$15_1$	*	$16_1$	*
$\{1\}, \{3\}$	*	$15_2$	$16_2$	$17_1$	*	$17_2$	*

Fig. 6: Rows with  $\mathcal{D} = \{1\}$  in the delivery array in Example 13.

From this delivery array, the sub-packets retrieved by the users  $U_A : A \in \{124, 235, 346, 457, 156, 267, 137\}$  can be written as follows.

$$\begin{aligned} \mathcal{Z}_{124} &= \{W_{n,1}^{\mathcal{T}}, W_{n,2}^{\mathcal{T}}, W_{n,4}^{\mathcal{T}}\}, \mathcal{Z}_{235} = \{W_{n,2}^{\mathcal{T}}, W_{n,3}^{\mathcal{T}}, W_{n,5}^{\mathcal{T}}\}, \\ \mathcal{Z}_{346} &= \{W_{n,3}^{\mathcal{T}}, W_{n,4}^{\mathcal{T}}, W_{n,6}^{\mathcal{T}}\}, \mathcal{Z}_{457} = \{W_{n,4}^{\mathcal{T}}, W_{n,5}^{\mathcal{T}}, W_{n,7}^{\mathcal{T}}\}, \\ \mathcal{Z}_{156} &= \{W_{n,1}^{\mathcal{T}}, W_{n,5}^{\mathcal{T}}, W_{n,6}^{\mathcal{T}}\}, \mathcal{Z}_{267} = \{W_{n,2}^{\mathcal{T}}, W_{n,6}^{\mathcal{T}}, W_{n,7}^{\mathcal{T}}\}, \\ \mathcal{Z}_{137} &= \{W_{n,1}^{\mathcal{T}}, W_{n,3}^{\mathcal{T}}, W_{n,7}^{\mathcal{T}}\}, \forall \mathcal{T} \in [3], \forall n \in [7]. \end{aligned}$$

It can be verified that the delivery array in Fig.5 is a  $(7, 21, 9, 42)$  DPDA and therefore, using Algorithm 1, we obtain the scheme with load  $R = \frac{S}{F} = 2$  and subpacketization level  $F = 21$ . The mapping from non-star entries to the users is  $\phi(ab_\alpha) = U_A$  such that  $\{ab\} \subset A$ . Since every  $t = 2$  sized subset appears in exactly one block, there is a unique user corresponding to each non-star entry and each user broadcasts  $\binom{3}{2} \times 2 = 6$  messages.

By slightly modifying the MADCC scheme in Theorem 8, we can obtain the following MADCC scheme in Corollary 2.

**Corollary 2.** Given a  $t - (v, k, \lambda)$  design  $(\mathcal{X}, \mathcal{A})$ , it is possible to get a  $\binom{v}{i} \binom{k}{t-i}$ -division  $(k, \frac{\lambda \binom{v}{i}}{\binom{k-t}{i+t-1}}, v, M, N)$  multiaccess D2D coded caching system with access topology  $\mathfrak{B} = \mathcal{A}$ , for which the following memory-load points are achievable,

$$\left(\frac{M}{N}, R\right) = \left(\frac{i}{v}, \frac{\lambda \binom{v-i}{k}}{\binom{k-t}{i+t-1} \binom{i}{i}}\right), \quad (5)$$

for each  $i \in [\min(t, k-t+1)]$ , provided for any  $\mathcal{Y} \subseteq A \in \mathcal{A}$  with  $t < |\mathcal{Y}| \leq k$ , the number of blocks in  $\mathcal{A}$  that contain  $\mathcal{Y}$ ,  $\lambda(\mathcal{Y})$ , is same for all  $\mathcal{Y}$ .

Proof is given in Appendix B.  $\blacksquare$

The following example illustrates Corollary 2.

**Example 14.**  $\mathcal{X} = \{1, 2, 3, 4, 5, 6\}$ ,  $\mathcal{A} = \{124, 126, 134, 135, 156, 235, 236, 245, 346, 456\}$  is a  $2 - (6, 3, 2)$  design. From this design and for  $i = 2$ , a 45-division  $(3, 10, 6, 2, 6)$  MADCC scheme with access topology  $\mathfrak{B} = \mathcal{A}$  is obtained as follows. The 6 cache nodes are represented by the 6 points in  $\mathcal{X}$  and the 10 users are represented by the 10 blocks in  $\mathcal{A}$  and each user can access 3 cache nodes that are represented by the 3 points in the corresponding block. Each file is divided into  $\binom{6}{2} \times \binom{3}{1} = 45$  sub-packets, i.e.,  $\{W_n = W_{n,\mathcal{D}}^{\mathcal{T}} : \mathcal{D} \in \binom{[6]}{2}, \mathcal{T} \in [3], \forall n \in [6]\}$ . Then by (3), we obtain the  $45 \times 6$  placement array shown in Fig.7a. By (4), we obtain the  $45 \times 10$  delivery array shown in Fig.7b. It can be

verified that the delivery array in Fig.7b is a  $(10, 45, 36, 30)$  DPDA. Here,  $|\mathcal{D} \cup A(\mathcal{T})| = k = 3$  and it can be seen that for any given  $\mathcal{D}$ ,  $\lambda_1^2 = 2$  if  $\mathcal{T}$  is such that  $\mathcal{D} \cup A(\mathcal{T}) = A_i \in \mathcal{A}$  and  $\lambda_1^2 = 1$  if  $\mathcal{T}$  is such that  $\mathcal{D} \cup A(\mathcal{T}) \neq A_i \in \mathcal{A}$ . Therefore, the number of distinct non-star entries  $S = b \times 2 + \binom{v}{3} - b = 10 \times 2 + (20 - 10) \times 1 = 30$  as evident from the delivery array. Here, the mapping is  $\{\phi((\mathcal{D} \cup A(\mathcal{T}))_{\alpha(\mathcal{D}, A(\mathcal{T}))}) = U_{A_i} : |(\mathcal{D} \cup A(\mathcal{T})) \cap A_i| \geq 2\}$ . Thus, here if  $\mathcal{D} \cup A(\mathcal{T}) = A_i \in \mathcal{A}$ , there are 4 users satisfying this condition and any one of them can perform the transmission. If  $\mathcal{D} \cup A(\mathcal{T}) \neq A_i \in \mathcal{A}$ , there are 6 users satisfying this condition and any one of them can perform the transmission.

**Remark 2.** For  $i = 1$ , the MADCC schemes in Theorem 8 and in Corollary 2 are the same. For  $2 \leq i \leq t-1$ , both Theorem 8 and Corollary 2 give MADCC schemes for the same cache memories, but with different  $F$  and  $R$ . For  $i = t$ , Corollary 2 gives a MADCC scheme at a new memory point not covered by Theorem 8. For example, for a  $3 - (8, 4, 1)$  design and  $i = 2$ , the MADCC scheme given by Theorem 8 has  $F = 112$  and  $R = 1$ , whereas, MADCC scheme given by Corollary 2 has  $F = 168$  and  $R = 0.5$ , both for the same memory ratio  $\frac{M}{N} = \frac{1}{4}$ .

Next, we discuss the derived CWEG scheme with  $t$ -design topology. Given a  $(g+1) - (K, F, Z, S)$  PDA, Wang *et al.* in [7] proposed a method to construct a  $(K, gF, gZ, (g+1)S)$  DPDA. Therefore, whenever the user-retrieve array (equivalent to the delivery array) designed for the MACC scheme with  $t$ -design topology in [18] is a  $(g+1) - (K, F, Z, S)$  regular PDA, it can be transformed into a  $(K, gF, gZ, (g+1)S)$  DPDA to obtain the derived CWEG scheme with  $t$ -design topology, for the same system parameters. The placement array of this derived CWEG scheme will be the same as the node-placement array designed for the MACC scheme with  $t$ -design topology in [18], except the number of sub-packets to which each packet is divided gets increased by a factor of  $g$ . For a  $t - (v, k, 1)$  design and  $i = 1$ , for a cache memory  $\frac{M}{N} = \frac{1}{v}$ , the user-retrieve array in [18] is a  $(t+1) - \left(\binom{v}{t}, v\binom{k}{t}, k\binom{k}{t}, \binom{v}{t+1} - \binom{v}{t}\binom{k}{t+1}\right)$  PDA. Therefore the delivery array of the corresponding derived CWEG scheme with  $t$ -design topology is a  $\left(\binom{v}{t}, vt\binom{k}{t}, kt\binom{k}{t}, (t+1)\left(\binom{v}{t+1} - \binom{v}{t}\binom{k}{t+1}\right)\right)$  DPDA. In the resulting MADCC scheme, there are  $v$  caches each having a memory  $\frac{M}{N} = \frac{1}{v}$ . The transmission load of the derived CWEG scheme with  $t$ -design topology is given by,  $R = \frac{S}{F} = \frac{(t+1)\left(\binom{v}{t+1} - \binom{v}{t}\binom{k}{t+1}\right)}{vt\binom{k}{t}} = \frac{(t+1)\left(\binom{v}{t} \frac{v-k}{t+1}\right)}{vt\binom{k}{t}} = \frac{(v-1)}{\binom{v-t}{k-t}}$ . The derived CWEG scheme with  $t$ -design topology is stated as the following theorem.

**Theorem 9.** (Derived CWEG scheme with  $t$ -design topology) Given a  $t - (v, k, 1)$  design  $(\mathcal{X}, \mathcal{A})$ , there exist a  $vt\binom{k}{t}$ -division  $(k, \binom{v}{t}, v, M, N)$  multiaccess D2D coded caching system with access topology  $\mathfrak{B} = \mathcal{A}$ , for which the following memory-load

point is achievable,

$$\left(\frac{M}{N}, R\right) = \left(\frac{1}{v}, \frac{\binom{v-1}{k}}{\binom{v-t}{k-t}t}\right). \quad (6)$$

### B. Performance analysis of the proposed MADCC scheme with $t$ -design topology

In this subsection, we carry out comparison of the proposed MADCC scheme with  $t$ -design topology in Theorem 8, the derived CWEG scheme with  $t$ -design topology in Theorem 9 and the WCCWC scheme mentioned in Theorem 2, using the metrics of load per user and subpacketization level while keeping the number of caches and cache memory size same. By choosing the parameters, a  $t-(v, k, 1)$  design and  $i = 1$  for the proposed scheme in Theorem 8, a  $t-(v, k, 1)$  design for the

scheme in Theorem 9, for positive integers  $r > 1$ ,  $t_0 = 1$  and  $K_0 = \frac{v-1}{r-1} \geq 1$  for the scheme in [19] mentioned in Theorem 2, MADCC schemes are obtained with  $v$  number of caches each having a cache memory of  $\frac{M}{N} = \frac{1}{v}$ . These schemes are compared in Table I. It is seen that, under the same  $t$ -design topology, our proposed scheme in Theorem 8 performs better than the derived CWEG scheme in Theorem 9 in terms of subpacketization level while achieving the same load per user.

That is,  $\frac{F_{proposed}}{F_{derived}} = \frac{v \binom{k}{t-1}}{vt \binom{k}{t}} = \frac{1}{k-t+1}$ . Comparing the proposed scheme in Theorem 8 and the WCCWC scheme, it is seen that the proposed scheme performs better in terms of load per user for a given  $\Gamma$ ,  $\frac{M}{N}$  and  $L$  while the subpacketization level is equal in some cases and varies (smaller or larger) in others. That is, when  $k = r$ ,  $\frac{\text{Load per user}_{proposed}}{\text{Load per user}_{cyclicwrap-around}} = \frac{1}{t}$ . The

Sub-packet label $\mathcal{D}, \mathcal{T}$	Cache node set $\mathcal{X}$						Sub-packet label $\mathcal{D}, \mathcal{T}$	User set $\mathcal{A}$									
	1	2	3	4	5	6		$U_{124}$	$U_{126}$	$U_{134}$	$U_{135}$	$U_{156}$	$U_{235}$	$U_{236}$	$U_{245}$	$U_{346}$	$U_{456}$
{12}, {1}	*	*					{12}, {1}	*	*	*	*	*	*	*	*	123 <sub>1</sub>	124 <sub>1</sub>
{13}, {1}	*		*				{13}, {1}	*	*	*	*	*	*	*	123 <sub>1</sub>	*	134 <sub>1</sub>
{14}, {1}	*			*			{14}, {1}	*	*	*	*	*	124 <sub>1</sub>	124 <sub>2</sub>	*	*	*
{15}, {1}	*				*		{15}, {1}	*	*	*	*	*	*	125 <sub>1</sub>	*	135 <sub>1</sub>	*
{16}, {1}	*					*	{16}, {1}	*	*	*	*	*	126 <sub>1</sub>	*	126 <sub>2</sub>	*	*
{23}, {1}		*	*				{23}, {1}	*	*	*	*	123 <sub>1</sub>	*	*	*	*	234 <sub>1</sub>
{24}, {1}		*		*			{24}, {1}	*	*	*	124 <sub>1</sub>	124 <sub>2</sub>	*	*	*	*	*
{25}, {1}		*			*		{25}, {1}	*	*	125 <sub>1</sub>	*	*	*	*	*	235 <sub>2</sub>	*
{26}, {1}		*				*	{26}, {1}	*	*	126 <sub>1</sub>	126 <sub>2</sub>	*	*	*	*	*	*
{34}, {1}			*	*			{34}, {1}	*	134 <sub>1</sub>	*	*	134 <sub>2</sub>	*	*	*	*	*
{35}, {1}			*		*		{35}, {1}	135 <sub>1</sub>	135 <sub>2</sub>	*	*	*	*	*	*	*	*
{36}, {1}			*			*	{36}, {1}	136 <sub>1</sub>	*	*	*	*	*	*	236 <sub>1</sub>	*	*
{45}, {1}			*	*	*		{45}, {1}	*	145 <sub>1</sub>	*	*	*	*	245 <sub>1</sub>	*	*	*
{46}, {1}			*			*	{46}, {1}	*	*	*	146 <sub>1</sub>	*	246 <sub>1</sub>	*	*	*	*
{56}, {1}				*	*		{56}, {1}	156 <sub>1</sub>	*	156 <sub>2</sub>	*	*	*	*	*	*	*
{12}, {2}	*	*					{12}, {2}	*	*	*	*	*	*	*	*	124 <sub>2</sub>	125 <sub>1</sub>
{13}, {2}	*		*				{13}, {2}	*	*	*	*	*	*	*	134 <sub>2</sub>	*	135 <sub>1</sub>
{14}, {2}	*			*			{14}, {2}	*	*	*	*	*	134 <sub>1</sub>	134 <sub>2</sub>	*	*	*
{15}, {2}	*				*		{15}, {2}	*	*	*	*	*	*	135 <sub>2</sub>	*	145 <sub>1</sub>	*
{16}, {2}	*					*	{16}, {2}	*	*	*	*	*	136 <sub>1</sub>	*	146 <sub>1</sub>	*	*
{23}, {2}		*	*				{23}, {2}	*	*	*	*	235 <sub>1</sub>	*	*	*	*	235 <sub>2</sub>
{24}, {2}		*		*			{24}, {2}	*	*	*	234 <sub>1</sub>	245 <sub>1</sub>	*	*	*	*	*
{25}, {2}		*			*		{25}, {2}	*	*	235 <sub>1</sub>	*	*	*	*	*	245 <sub>2</sub>	*
{26}, {2}		*				*	{26}, {2}	*	*	236 <sub>1</sub>	236 <sub>2</sub>	*	*	*	*	*	*
{34}, {2}			*	*			{34}, {2}	*	234 <sub>1</sub>	*	*	345 <sub>1</sub>	*	*	*	*	*
{35}, {2}			*		*		{35}, {2}	235 <sub>1</sub>	235 <sub>2</sub>	*	*	*	*	*	*	*	*
{36}, {2}			*			*	{36}, {2}	236 <sub>2</sub>	*	*	*	*	*	*	346 <sub>2</sub>	*	*
{45}, {2}			*	*	*		{45}, {2}	*	245 <sub>2</sub>	*	*	*	*	345 <sub>1</sub>	*	*	*
{46}, {2}			*			*	{46}, {2}	*	*	*	346 <sub>1</sub>	*	346 <sub>2</sub>	*	*	*	*
{56}, {2}				*	*		{56}, {2}	256 <sub>1</sub>	*	356 <sub>1</sub>	*	*	*	*	*	*	*
{12}, {3}	*	*					{12}, {3}	*	*	*	*	*	*	*	*	126 <sub>1</sub>	126 <sub>2</sub>
{13}, {3}	*		*				{13}, {3}	*	*	*	*	*	*	*	135 <sub>2</sub>	*	136 <sub>1</sub>
{14}, {3}	*			*			{14}, {3}	*	*	*	*	*	145 <sub>1</sub>	146 <sub>1</sub>	*	*	*
{15}, {3}	*				*		{15}, {3}	*	*	*	*	*	*	156 <sub>1</sub>	*	156 <sub>2</sub>	*
{16}, {3}	*					*	{16}, {3}	*	*	*	*	*	156 <sub>1</sub>	*	156 <sub>2</sub>	*	*
{23}, {3}		*	*				{23}, {3}	*	*	*	*	236 <sub>1</sub>	*	*	*	*	236 <sub>2</sub>
{24}, {3}		*		*			{24}, {3}	*	*	*	245 <sub>2</sub>	246 <sub>1</sub>	*	*	*	*	*
{25}, {3}		*			*		{25}, {3}	*	*	245 <sub>1</sub>	*	*	*	*	*	256 <sub>1</sub>	*
{26}, {3}		*				*	{26}, {3}	*	*	246 <sub>1</sub>	256 <sub>1</sub>	*	*	*	*	*	*
{34}, {3}			*	*			{34}, {3}	*	346 <sub>1</sub>	*	*	346 <sub>2</sub>	*	*	*	*	*
{35}, {3}			*		*		{35}, {3}	345 <sub>1</sub>	356 <sub>1</sub>	*	*	*	*	*	*	*	*
{36}, {3}			*			*	{36}, {3}	346 <sub>1</sub>	*	*	*	*	*	*	356 <sub>1</sub>	*	*
{45}, {3}			*	*	*		{45}, {3}	*	456 <sub>1</sub>	*	*	*	*	456 <sub>2</sub>	*	*	*
{46}, {3}			*			*	{46}, {3}	*	*	*	456 <sub>1</sub>	*	456 <sub>2</sub>	*	*	*	*
{56}, {3}				*	*		{56}, {3}	456 <sub>1</sub>	*	456 <sub>2</sub>	*	*	*	*	*	*	*

(a) Placement array

(b) Delivery array

Fig. 7: Placement array and delivery array in Example 14.

Schemes and parameters	Number of caches ( $\Gamma$ )	Cache memory $\left(\frac{M}{N}\right)$	Number of users ( $K$ )	Number of caches a user has access to ( $L$ )	Transmission load ( $R$ )	Load per user $\left(\frac{R}{K}\right)$	Subpacketization level ( $F$ )
Proposed scheme with $t$ -design topology in Theorem 8, $t - (v, k, 1)$ design and $i = 1$	$v$	$\frac{1}{v}$	$\binom{v}{k}$	$k$	$\frac{\binom{v-1}{k}}{\binom{v-t}{k-t}}$	$\frac{v-k}{vt}$	$v \binom{k}{t-1}$
Derived CWEG scheme with $t$ -design topology in Theorem 9, $t - (v, k, 1)$ design	$v$	$\frac{1}{v}$	$\binom{v}{k}$	$k$	$\frac{\binom{v-1}{k}}{\binom{v-t}{k-t}}$	$\frac{v-k}{vt}$	$vt \binom{k}{t}$
WCCWC scheme mentioned in Theorem 2, integers $r > 1$ , $t_0 = 1$ and $K_0 = \frac{v-1}{r-1} \geq 1$	$v$	$\frac{1}{v}$	$v$	$r$	$v - r$	$\frac{v-r}{v}$	$\frac{v(v-1)}{r-1}$

TABLE I: Comparison between the proposed scheme in Theorem 8, the derived CWEG scheme in Theorem 9 and the WCCWC scheme mentioned in Theorem 2.

following example illustrates the above comparisons.

**Example 15.** From the  $2 - (7, 3, 1)$  design in Example 2 and for  $i = 1$ , Theorem 8 gives a 21-division  $(3, 7, 7, M, N)$  MADCC scheme, detailed in Example 13, with cache memory  $\frac{M}{N} = \frac{1}{7}$ , load  $R = 2$  and load per user  $\frac{R}{K} = \frac{2}{7}$ . From the  $2 - (7, 3, 1)$  design, the derived CWEG scheme in Theorem 9 gives a 42-division  $(3, 7, 7, M, N)$  MADCC scheme with memory ratio  $\frac{M}{N} = \frac{1}{7}$ , load  $R = 2$  and load per user  $\frac{R}{K} = \frac{2}{7}$ . For  $r = 2$ ,  $t_0 = 1$  and  $K_0 = 6$ , Theorem 2 gives a 42-division  $(2, 7, 7, M, N)$  WCCWC scheme with memory ratio  $\frac{M}{N} = \frac{1}{7}$ , load  $R = 5$  and load per user  $\frac{R}{K} = \frac{5}{7}$ . That is, for the same number of caches and cache memory, the proposed scheme with  $t$ -design topology has an advantage in both load per user and subpacketization level over the WCCWC scheme. Note that the number of caches a user can access is 3 and 2 in the proposed scheme and scheme with cyclic wrap-around topology, respectively. For  $r = 3$ ,  $t_0 = 1$  and  $K_0 = 3$ , Theorem 2 gives a 21-division  $(3, 7, 7, M, N)$  WCCWC scheme with memory ratio  $\frac{M}{N} = \frac{1}{7}$ , load  $R = 4$  and load per user  $\frac{R}{K} = \frac{4}{7}$ . That is, for the same number of caches, cache memory, number of caches accessible to a user, and subpacketization level, the proposed scheme offers an advantage in load per user compared to the WCCWC scheme.

## VI. MADCC SCHEMES WITH $t$ -GDD TOPOLOGY

We first define the term  $t$ -GDD topology.

**Definition 12** ( $t$ -GDD topology). [18] Let  $(\mathcal{X}, \mathcal{G}, \mathcal{A})$  be a  $t - (m, q, k, 1)$  GDD. A  $t$ -GDD topology is defined as an access topology  $\mathfrak{B}$  in which

1. the users are represented by the blocks  $A_i \in \mathcal{A}$ ,
2. the cache nodes are represented by the points  $x \in \mathcal{X}$ ,
3. and the user  $\{U_{A_i} : A_i \in \mathcal{A}\}$  can access all the caches  $x$  such that  $x \in A_i$ , i.e.,  $\mathfrak{B} = \mathcal{A}$ .

In this section, we propose a novel MADCC scheme with  $t$ -GDD topology and obtain the derived CWEG scheme with the same topology. The proposed scheme is compared with the derived CWEG scheme with  $t$ -GDD topology, and the WCCWC scheme, using the metrics of load per user and subpacketization level while keeping the number of caches and cache memory size same.

### A. MADCC schemes with $t$ -GDD topology

In this subsection, we first propose a novel  $(k, \frac{\binom{m}{t}q^t, mq, M, N)$  MADCC scheme given by Theorem 10 in which the access topology is described by a  $t - (m, q, k, 1)$  GDD. We then obtain the derived CWEG scheme with  $t$ -GDD topology. As in Section V, the MADCC schemes are characterized by the placement and delivery array.

**Theorem 10.** Given a  $t - (m, q, k, 1)$  GDD  $(\mathcal{X}, \mathcal{G}, \mathcal{A})$  and if there exists a  $s - (q, m, 1)$  OA  $(\mathcal{Y}, \mathcal{D})$  with  $1 \leq t \leq k \leq s < m$ , then there exist a  $q^s \binom{k}{t}$ -division  $(k, \frac{\binom{m}{t}q^t, mq, M, N)$  multiaccess D2D coded caching system with access topology  $\mathfrak{B} = \mathcal{A}$ , for which the following memory-load point is achievable,

$$\left(\frac{M}{N}, R\right) = \left(\frac{1}{q}, R \leq \frac{(q^m - q^s)q^{t-l} \binom{m-l}{t-l}}{q^s \binom{k}{l} \binom{k-l}{t-l}}\right), \quad (7)$$

for each  $l \in [\min(m - s, t - 1)]$ . Further, the exact value of  $R$  can be computed in the following cases:

- when  $k = t$  and  $s = m - 1$ , we have scheme for  $l = 1$  with  $R = \frac{(q-1)q^{t-1} \binom{m-1}{t-1}}{t}$ .
- when  $k = t$  and  $s = m - t + 1$  with  $s > t$ , for  $l = m - s$ , we have scheme with  $R = \frac{(q^{t-1} - 1)(q-1)(m-t+1)}{t}$ .

*Proof:* Given a  $t - (m, q, k, 1)$  GDD  $(\mathcal{X}, \mathcal{G}, \mathcal{A})$  and a  $s - (q, m, 1)$  OA  $(\mathcal{Y}, \mathcal{D})$  with  $1 \leq t \leq k \leq s < m$ , the cache nodes are represented by the points  $x \in \mathcal{X}$ , therefore,  $\Gamma = mq$ . The users are represented by the blocks  $A_i \in \mathcal{A}$ , therefore,  $K = \frac{\binom{m}{t}q^t}{\binom{k}{t}}$ . The access topology  $\mathfrak{B} = \mathcal{A}$ , i.e., the user  $\{U_{A_i} : A_i \in \mathcal{A}\}$  can access all the caches  $\{x : x \in A_i\}$ . Therefore,  $L = |A_i| = k$ . We use the point representation of GDD as mentioned in Remark 1. That is, the  $t - (m, q, k, 1)$  GDD  $(\mathcal{X}, \mathcal{G}, \mathcal{A})$  can be represented as follows.  $\mathcal{X} = \{(u, v) : u \in [m], v \in [q]\}$ ,  $\mathcal{G} = \{G_1, G_2, \dots, G_m\}$  where  $G_u = \{(u, 1), (u, 2), \dots, (u, q)\}$ ,  $\forall u \in [m]$  and  $\mathcal{A} = \{A_1, A_2, \dots, A_K\}$  where  $A_i = \{(u_{i,1}, v_{i,1}), (u_{i,2}, v_{i,2}), \dots, (u_{i,k}, v_{i,k})\}$ ,  $1 \leq u_{i,1} < u_{i,2} < \dots < u_{i,k} \leq m$ ,  $1 \leq v_{i,1}, v_{i,2}, \dots, v_{i,k} \leq q$ . Now we describe our MADCC scheme by constructing the placement array and the delivery array.

#### 1. Placement array

The cache placement is based on the  $s - (q, m, 1)$  OA  $(\mathcal{Y}, \mathbf{D})$  where  $|\mathcal{Y}| = q$  and  $\mathbf{D} = (D_{(j,u)})_{j \in [q^s], u \in [m]}$ . The  $j^{\text{th}}$  row of  $\mathbf{D}$  is denoted by  $\vec{D}_j$ . The central server first splits each file  $\{W_n : n \in [N]\}$  into  $q^s$  non-overlapping packets and each packet is denoted by the rows of  $\mathbf{D}$ , i.e.,  $\{W_n = W_{n, \vec{D}_j} : j \in [q^s], n \in [N]\}$ . We further divide each packet  $W_{n, \vec{D}_j}$  into  $\binom{k}{l}$  sub-packets, i.e.,  $\{W_{n, \vec{D}_j} = W_{n, \vec{D}_j}^{\mathcal{T}} : \mathcal{T} \in \binom{[k]}{l}, l \in [m-s], j \in [q^s], n \in [N]\}$ . Therefore,  $F = q^s \binom{k}{l}$ . Now we construct an  $q^s \binom{k}{l} \times mq$  placement array  $\mathbf{Z} = (Z_{(\vec{D}_j, \mathcal{T}), (u, v)})_{j \in [q^s], \mathcal{T} \in \binom{[k]}{l}, u \in [m], v \in [q]}$ , whose rows indexed by  $(\vec{D}_j, \mathcal{T})$  and columns indexed by  $(u, v)$ , as follows.

$$Z_{(\vec{D}_j, \mathcal{T}), (u, v)} = \begin{cases} \star & \text{if } D_{(j,u)} = v \\ \text{null} & \text{otherwise.} \end{cases} \quad (8)$$

From (8), it can be seen that the sub-packets cached in each cache node denoted by  $(u, v) : u \in [m], v \in [q]$  is  $\mathcal{Z}_{(u, v)} = \{W_{n, \vec{D}_j}^{\mathcal{T}} : D_{(j,u)} = v, j \in [q^s], \mathcal{T} \in \binom{[k]}{l}, n \in [N]\}$ . Therefore, the number of sub-packets of each file cached in each cache node, which is same as the number of stars in each column of  $\mathbf{Z}$ , is  $Z' = q^{s-1} \binom{k}{l}$ . Therefore, the cache memory ratio  $\frac{M}{N} = \frac{Z'}{F} = \frac{q^{s-1} \binom{k}{l}}{q^s \binom{k}{l}} = \frac{1}{q}$ .

## II. Delivery array

A user  $U_{A_i}$ , where  $A_i = \{(u_{i,1}, v_{i,1}), (u_{i,2}, v_{i,2}), \dots, (u_{i,k}, v_{i,k})\}$ , can access the contents in the cache nodes  $(u_{i,j}, v_{i,j}), j \in [k]$ . Let  $\vec{\psi}(A_i)$  and  $\vec{\varphi}(A_i)$  represent the vectors consisting of the first and second coordinates of each point in  $A_i$ , respectively, i.e.,  $\vec{\psi}(A_i) = (u_{i,1}, u_{i,2}, \dots, u_{i,k})$  and  $\vec{\varphi}(A_i) = (v_{i,1}, v_{i,2}, \dots, v_{i,k})$ . Then from (8), the sub-packets that the user  $U_{A_i}$  can retrieve, denoted by  $\mathcal{Z}_{A_i}$ , is  $\{W_{n, \vec{D}_j}^{\mathcal{T}} : d(\vec{D}_j(\vec{\psi}(A_i)), \vec{\varphi}(A_i)) < k, j \in [q^s], \mathcal{T} \in \binom{[k]}{l}, n \in [N]\}$ , where  $\vec{D}_j(\vec{\psi}(A_i))$  denotes the vector containing the entries of  $\vec{D}_j$  at the indices specified in  $\vec{\psi}(A_i)$ . Since the number of users is  $\frac{\binom{m}{l} q^t}{\binom{k}{l}}$ , we construct a  $q^s \binom{k}{l} \times \frac{\binom{m}{l} q^t}{\binom{k}{l}}$  delivery array  $\mathbf{Q} = (Q_{(\vec{D}_j, \mathcal{T}), A_i})_{j \in [q^s], \mathcal{T} \in \binom{[k]}{l}, A_i \in \mathcal{A}}$ , as follows.

$$Q_{(\vec{D}_j, \mathcal{T}), A_i} = \begin{cases} \star & \text{if } d(\vec{D}_j(\vec{\psi}(A_i)), \vec{\varphi}(A_i)) < k \\ \vec{e}_{\alpha(\vec{e})} & \text{otherwise,} \end{cases} \quad (9)$$

where  $\vec{e} = (e_1, e_2, \dots, e_m) \in [q]^m$  such that for each  $n \in [m]$ ,

$$e_n = \begin{cases} \vec{\varphi}(A_i)(h) & \text{if } n = \vec{\psi}(A_i)(h) \in \mathcal{T} \text{ for some } h \in [k] \\ \vec{D}_j(n) & \text{otherwise,} \end{cases} \quad (10)$$

and  $\alpha(\vec{e})$  is the occurrence number of  $\vec{e}$  in  $\mathbf{Q}$  from top to bottom and left to right for a given  $\vec{D}_j$ .

**Claim 2.** The delivery array  $\mathbf{Q}$  is in fact a  $(\frac{\binom{m}{l} q^t}{\binom{k}{l}}, q^s \binom{k}{l}, (q^s - (q-1)^k q^{s-k}) \binom{k}{l}, S)$  DPDA, where  $S \leq \frac{(q^m - q^s) q^{t-l} \binom{m-l}{t-l}}{\binom{k-l}{t-l}}$ .

Proof of Claim 2 is given in *Appendix C*. The exact value of  $S$  is computed in *Appendix D* for two cases: (i) when  $k = t$  and  $s = m - 1$ , and (ii) when  $k = t$  and  $s = m - t + 1$ . Since  $\mathbf{Q}$  is a DPDA, each user's demand can be satisfied with a transmission load  $R = \frac{S}{F} \leq \frac{(q^m - q^s) q^{t-l} \binom{m-l}{t-l}}{q^s \binom{k}{l} \binom{k-l}{t-l}}$ . ■

The following example illustrates Theorem 10.

**Example 16.** In this example, for convenience we write a tuple  $(a, b)$  as  $ab$ .  $\mathcal{X} = \{11, 12, 13, 21, 22, 23, 31, 32, 33\}$ ,  $\mathcal{G} = \{G_1 = \{11, 12, 13\}, G_2 = \{21, 22, 23\}, G_3 = \{31, 32, 33\}\}$  and  $\mathcal{A} = \{\{11, 21\}, \{11, 22\}, \{11, 23\}, \{11, 31\}, \{11, 32\}, \{11, 33\}, \{12, 21\}, \{12, 22\}, \{12, 23\}, \{12, 31\}, \{12, 32\}, \{12, 33\}, \{13, 21\}, \{13, 22\}, \{13, 23\}, \{13, 31\}, \{13, 32\}, \{13, 33\}, \{21, 31\}, \{21, 32\}, \{21, 33\}, \{22, 31\}, \{22, 32\}, \{22, 33\}, \{23, 31\}, \{23, 32\}, \{23, 33\}\}$  is a  $2 - (3, 3, 2, 1)$  GDD.

$$\mathcal{Y} = \{1, 2, 3\}, \quad \mathbf{D} = \begin{pmatrix} 1 & 1 & 1 \\ 1 & 2 & 3 \\ 1 & 3 & 2 \\ 2 & 1 & 3 \\ 2 & 2 & 2 \\ 2 & 3 & 1 \\ 3 & 1 & 2 \\ 3 & 3 & 3 \end{pmatrix} \text{ is a } 2 - (3, 3, 1) \text{ OA.}$$

By using this  $2 - (3, 3, 2, 1)$  GDD and  $2 - (3, 3, 1)$  OA, for  $l = 1$ , a 18-division  $(2, 27, 9, 3, 9)$  MADCC scheme with access topology  $\mathfrak{B} = \mathcal{A}$  can be obtained as follows. The 9 cache nodes are represented by the 9 points in  $\mathcal{X}$  and the 27 users are represented by the 27 blocks in  $\mathcal{A}$  and each user can access 2 cache nodes that are represented by the 2 points in the corresponding block. Each file is divided into  $9 \times 2 = 18$  sub-packets, i.e.,  $\{W_n = W_{n, \vec{D}_j}^{\mathcal{T}} : \mathcal{T} \in \binom{[2]}{1}, j \in [9], \forall n \in [18]\}$ . Then by (8), we obtain the  $18 \times 9$  placement array shown in Fig.8. From this placement array, the sub-packets cached by

Sub-packet label $(\vec{D}_j, \mathcal{T})$	Cache node set $\mathcal{X}$								
	11	12	13	21	22	23	31	32	33
111, {1}	*			*			*		
123, {1}	*				*				*
132, {1}	*					*		*	
213, {1}		*		*					*
222, {1}		*			*			*	
231, {1}		*				*	*		
312, {1}			*	*				*	
321, {1}			*		*		*		
333, {1}			*			*			*
111, {2}	*			*			*		
123, {2}	*				*				*
132, {2}	*					*		*	
213, {2}		*		*					*
222, {2}		*			*			*	
231, {2}		*				*	*		
312, {2}			*	*				*	
321, {2}			*		*		*		
333, {2}			*			*			*

Fig. 8: Placement array in Example 16.

Sub-packet label	User set $\mathcal{A}$																										
$(\vec{D}_j, \mathcal{T})$	$U_{11,21}$	$U_{11,22}$	$U_{11,23}$	$U_{11,31}$	$U_{11,32}$	$U_{11,33}$	$U_{12,21}$	$U_{12,22}$	$U_{12,23}$	$U_{12,31}$	$U_{12,32}$	$U_{12,33}$	$U_{13,21}$	$U_{13,22}$	$U_{13,23}$	$U_{13,31}$	$U_{13,32}$	$U_{13,33}$	$U_{21,31}$	$U_{21,32}$	$U_{21,33}$	$U_{22,31}$	$U_{22,32}$	$U_{22,33}$	$U_{23,31}$	$U_{23,32}$	$U_{23,33}$
111, {1}	*	*	*	*	*	*	*	211 <sub>1</sub>	211 <sub>2</sub>	*	211 <sub>3</sub>	211 <sub>4</sub>	*	311 <sub>1</sub>	311 <sub>2</sub>	*	311 <sub>3</sub>	311 <sub>4</sub>	*	*	*	*	121 <sub>1</sub>	121 <sub>2</sub>	*	131 <sub>1</sub>	131 <sub>2</sub>
123, {1}	*	*	*	*	*	*	223 <sub>1</sub>	*	223 <sub>2</sub>	223 <sub>3</sub>	223 <sub>4</sub>	*	323 <sub>1</sub>	*	323 <sub>2</sub>	323 <sub>3</sub>	323 <sub>4</sub>	*	113 <sub>1</sub>	113 <sub>2</sub>	*	*	*	*	133 <sub>1</sub>	133 <sub>2</sub>	*
132, {1}	*	*	*	*	*	*	232 <sub>1</sub>	232 <sub>2</sub>	*	232 <sub>3</sub>	*	232 <sub>4</sub>	332 <sub>1</sub>	332 <sub>2</sub>	*	332 <sub>3</sub>	*	332 <sub>4</sub>	112 <sub>1</sub>	*	112 <sub>2</sub>	122 <sub>1</sub>	*	122 <sub>2</sub>	*	*	*
213, {1}	*	113 <sub>1</sub>	113 <sub>2</sub>	113 <sub>3</sub>	113 <sub>4</sub>	*	*	*	*	*	*	*	*	313 <sub>1</sub>	313 <sub>2</sub>	313 <sub>3</sub>	313 <sub>4</sub>	*	*	*	*	223 <sub>1</sub>	223 <sub>2</sub>	*	233 <sub>1</sub>	233 <sub>2</sub>	*
222, {1}	122 <sub>1</sub>	*	122 <sub>2</sub>	122 <sub>3</sub>	*	122 <sub>4</sub>	*	*	*	*	*	*	322 <sub>1</sub>	*	322 <sub>2</sub>	322 <sub>3</sub>	*	322 <sub>4</sub>	212 <sub>1</sub>	*	212 <sub>2</sub>	*	*	*	232 <sub>1</sub>	*	232 <sub>2</sub>
231, {1}	131 <sub>1</sub>	131 <sub>2</sub>	*	*	131 <sub>3</sub>	131 <sub>4</sub>	*	*	*	*	*	*	331 <sub>1</sub>	331 <sub>2</sub>	*	*	331 <sub>3</sub>	331 <sub>4</sub>	*	211 <sub>1</sub>	211 <sub>2</sub>	*	221 <sub>1</sub>	221 <sub>2</sub>	*	*	*
312, {1}	*	112 <sub>1</sub>	112 <sub>2</sub>	112 <sub>3</sub>	*	112 <sub>4</sub>	*	212 <sub>1</sub>	212 <sub>2</sub>	212 <sub>3</sub>	*	212 <sub>4</sub>	*	*	*	*	*	*	*	*	*	322 <sub>1</sub>	*	322 <sub>2</sub>	332 <sub>1</sub>	*	332 <sub>2</sub>
321, {1}	121 <sub>1</sub>	*	121 <sub>2</sub>	*	121 <sub>3</sub>	121 <sub>4</sub>	221 <sub>1</sub>	*	221 <sub>2</sub>	*	221 <sub>3</sub>	221 <sub>4</sub>	*	*	*	*	*	*	*	311 <sub>1</sub>	311 <sub>2</sub>	*	*	*	*	331 <sub>1</sub>	331 <sub>2</sub>
333, {1}	133 <sub>1</sub>	133 <sub>2</sub>	*	133 <sub>3</sub>	133 <sub>4</sub>	*	233 <sub>1</sub>	233 <sub>2</sub>	*	233 <sub>3</sub>	233 <sub>4</sub>	*	*	*	*	*	*	*	313 <sub>1</sub>	313 <sub>2</sub>	*	323 <sub>1</sub>	323 <sub>2</sub>	*	*	*	*
111, {2}	*	*	*	*	*	*	121 <sub>3</sub>	131 <sub>3</sub>	*	112 <sub>1</sub>	113 <sub>1</sub>	*	121 <sub>4</sub>	131 <sub>4</sub>	*	112 <sub>2</sub>	113 <sub>2</sub>	*	*	*	*	112 <sub>3</sub>	113 <sub>3</sub>	*	112 <sub>4</sub>	113 <sub>4</sub>	
123, {2}	*	*	*	*	*	*	113 <sub>3</sub>	*	133 <sub>3</sub>	121 <sub>1</sub>	122 <sub>1</sub>	*	113 <sub>4</sub>	*	133 <sub>4</sub>	121 <sub>2</sub>	122 <sub>2</sub>	*	121 <sub>3</sub>	122 <sub>3</sub>	*	*	*	*	121 <sub>4</sub>	122 <sub>4</sub>	*
132, {2}	*	*	*	*	*	*	112 <sub>3</sub>	123 <sub>3</sub>	*	131 <sub>1</sub>	*	133 <sub>1</sub>	112 <sub>4</sub>	122 <sub>4</sub>	*	131 <sub>2</sub>	*	133 <sub>2</sub>	131 <sub>3</sub>	*	133 <sub>3</sub>	131 <sub>4</sub>	*	133 <sub>4</sub>	*	*	*
213, {2}	*	223 <sub>3</sub>	233 <sub>3</sub>	211 <sub>1</sub>	212 <sub>1</sub>	*	*	*	*	*	*	*	*	223 <sub>4</sub>	233 <sub>4</sub>	211 <sub>2</sub>	212 <sub>2</sub>	*	*	*	*	211 <sub>3</sub>	212 <sub>3</sub>	*	211 <sub>4</sub>	212 <sub>4</sub>	*
222, {2}	212 <sub>3</sub>	*	232 <sub>3</sub>	221 <sub>1</sub>	*	223 <sub>1</sub>	*	*	*	*	*	*	212 <sub>4</sub>	*	232 <sub>4</sub>	221 <sub>2</sub>	*	223 <sub>2</sub>	221 <sub>3</sub>	*	223 <sub>3</sub>	*	*	*	221 <sub>4</sub>	*	223 <sub>4</sub>
231, {2}	211 <sub>3</sub>	221 <sub>3</sub>	*	*	232 <sub>1</sub>	233 <sub>1</sub>	*	*	*	*	*	*	211 <sub>4</sub>	221 <sub>4</sub>	*	*	232 <sub>2</sub>	233 <sub>2</sub>	*	232 <sub>3</sub>	233 <sub>3</sub>	*	232 <sub>4</sub>	233 <sub>4</sub>	*	*	*
312, {2}	*	322 <sub>3</sub>	332 <sub>3</sub>	311 <sub>1</sub>	*	313 <sub>1</sub>	*	322 <sub>4</sub>	332 <sub>4</sub>	311 <sub>2</sub>	*	313 <sub>2</sub>	*	*	*	*	*	*	*	*	*	311 <sub>3</sub>	*	313 <sub>3</sub>	311 <sub>4</sub>	*	313 <sub>4</sub>
321, {2}	311 <sub>3</sub>	*	331 <sub>3</sub>	*	322 <sub>1</sub>	323 <sub>1</sub>	311 <sub>4</sub>	*	331 <sub>4</sub>	*	322 <sub>2</sub>	323 <sub>2</sub>	*	*	*	*	*	*	*	322 <sub>3</sub>	323 <sub>3</sub>	*	*	*	322 <sub>4</sub>	323 <sub>4</sub>	*
333, {2}	313 <sub>3</sub>	323 <sub>3</sub>	*	331 <sub>1</sub>	332 <sub>1</sub>	*	313 <sub>4</sub>	323 <sub>4</sub>	*	331 <sub>2</sub>	332 <sub>2</sub>	*	*	*	*	*	*	*	331 <sub>3</sub>	332 <sub>3</sub>	*	331 <sub>4</sub>	332 <sub>4</sub>	*	*	*	*

Fig. 9: Delivery array in Example 16.

Sub-packet label	User set $\mathcal{A}$																										
$(\vec{D}_j, \mathcal{T})$	$U_{11,21}$	$U_{11,22}$	$U_{11,23}$	$U_{11,31}$	$U_{11,32}$	$U_{11,33}$	$U_{12,21}$	$U_{12,22}$	$U_{12,23}$	$U_{12,31}$	$U_{12,32}$	$U_{12,33}$	$U_{13,21}$	$U_{13,22}$	$U_{13,23}$	$U_{13,31}$	$U_{13,32}$	$U_{13,33}$	$U_{21,31}$	$U_{21,32}$	$U_{21,33}$	$U_{22,31}$	$U_{22,32}$	$U_{22,33}$	$U_{23,31}$	$U_{23,32}$	$U_{23,33}$
111, {1}	*	*	*	*	*	*	*	211 <sub>1</sub>	211 <sub>2</sub>	*	211 <sub>3</sub>	211 <sub>4</sub>	*	311 <sub>1</sub>	311 <sub>2</sub>	*	311 <sub>3</sub>	311 <sub>4</sub>	*	*	*	*	121 <sub>1</sub>	121 <sub>2</sub>	*	131 <sub>1</sub>	131 <sub>2</sub>
111, {2}	*	*	*	*	*	*	121 <sub>3</sub>	131 <sub>3</sub>	*	112 <sub>1</sub>	113 <sub>1</sub>	*	121 <sub>4</sub>	131 <sub>4</sub>	*	112 <sub>2</sub>	113 <sub>2</sub>	*	*	*	*	112 <sub>3</sub>	113 <sub>3</sub>	*	112 <sub>4</sub>	113 <sub>4</sub>	

Fig. 10: Rows with  $\vec{D}_j = 111$  in the delivery array in Example 16.

the cache-nodes can be written as follows.

$$\begin{aligned} \mathcal{Z}_{11} &= \{W_{n,111}^T, W_{n,123}^T, W_{n,132}^T\}, \mathcal{Z}_{12} = \{W_{n,213}^T, W_{n,222}^T, \\ &W_{n,231}^T\}, \mathcal{Z}_{13} = \{W_{n,312}^T, W_{n,321}^T, W_{n,333}^T\}, \mathcal{Z}_{21} = \{W_{n,111}^T, \\ &W_{n,213}^T, W_{n,312}^T\}, \mathcal{Z}_{22} = \{W_{n,123}^T, W_{n,222}^T, W_{n,321}^T\}, \mathcal{Z}_{23} = \\ &\{W_{n,132}^T, W_{n,231}^T, W_{n,333}^T\}, \mathcal{Z}_{31} = \{W_{n,111}^T, W_{n,231}^T, W_{n,321}^T\}, \\ &\mathcal{Z}_{32} = \{W_{n,132}^T, W_{n,222}^T, W_{n,312}^T\}, \mathcal{Z}_{33} = \{W_{n,123}^T, W_{n,213}^T, \\ &W_{n,333}^T\}, \forall \mathcal{T} \in [2], \forall n \in [18]. \end{aligned}$$

By (9), we obtain the  $18 \times 27$  delivery array shown in Fig.9.

To make clear how the subscript  $\alpha(\vec{e})$  is written, consider the case  $\vec{D}_j = 111$  and  $\vec{e} = 131$ . The vectors  $\vec{D}_j$  and  $\vec{e}$  differ at the second index, where  $\vec{e}(2) = 3$ . Therefore, by (10),  $\vec{e} = 131$  will appear in those  $A_i$  in which  $d(111(\vec{\psi}(A_i)), \vec{\varphi}(A_i)) = 2$  and  $(2, \vec{e}(2)) = (2, 3) \subset A_i$ . There are 4 such columns. Therefore,  $\vec{e} = 131$  appears 4 times all together in the rows  $(111, \mathcal{T})$ , where  $\mathcal{T} \in \binom{[2]}{1}$ . Therefore,  $\alpha(131)$  takes values from 1 to 4 depending on the occurrence of 131 from top to bottom and left to right in  $\mathbf{Q}$ , in the rows corresponding to  $\vec{D}_j = 111$ , as shown in Fig.10. Note that  $\alpha(\vec{e})$  takes values from 1 to 4 for all  $\vec{e}$ .

It can be verified that the delivery array in Fig.9 is a  $(27, 18, 10, 72)$  DPDA and therefore, using Algorithm 1, we obtain the scheme with load  $R = \frac{S}{F} = 4$  and subpacketization level  $F = 18$ . The mapping  $\phi$  from the non-star entries  $\vec{e}_{\alpha(\vec{e})}$  to the users  $\{U_{A_{i'}} : A_{i'} \in \mathcal{A}\}$ ,  $\{\phi(\vec{e}_{\alpha(\vec{e})}) = U_{A_{i'}}\}$ , is such that the block  $U_{A_{i'}}$  contains any of the  $t$ -set of points among the points  $\{(1, e_1), (2, e_2), \dots, (m, e_m)\}$ . For example, consider the non-star entry 113<sub>1</sub>. The user which perform the

coded transmission corresponding to the non-star entry 113<sub>1</sub> is the user  $U_{A_{i'}}$  such that the block  $A_{i'}$  contains any of the 2-set of points among the points  $\{(1, 1), (2, 1), (3, 3)\}$ . There are exactly 3 users,  $U_{11,21}$ ,  $U_{11,33}$  and  $U_{21,33}$ , satisfying this condition and anyone can perform the transmission.

Next, we discuss the derived CWEG scheme with  $t$ -GDD topology. We consider a case where the user-retrieve array (equivalent to the delivery array) designed for the MACC scheme with  $t$ -GDD topology in [18] is a  $(g+1)-(K, F, Z, S)$  regular PDA and exact value of  $S$  is known. The placement array of the derived CWEG scheme with  $t$ -GDD topology will be the same as the node-placement array designed for the MACC scheme with  $t$ -GDD topology in [18], except the number of sub-packets to which each packet is divided gets increased by a factor of  $g$ . For a given  $t - (m, q, k, 1)$  GDD and a  $s - (q, m, 1)$  OA with  $1 \leq t \leq k \leq s \leq m$ , the user-retrieve array of the MACC scheme with  $t$ -GDD topology in [18] is a  $\left(\binom{m}{t}q^t, q^s \binom{k}{t}, (q^s - (q-1)^k q^{s-k}) \binom{k}{t}, S\right)$  PDA, where  $S \leq (q-1)^t q^m$ . When  $k = t$  and  $s = m-1$ ,  $S = (q-1)^t q^{m-1}$  and the regularity of PDA is  $g = \binom{m}{t}$ . Therefore, when  $k = t$  and  $s = m-1$ , the delivery array of the derived CWEG scheme with  $t$ -GDD topology is a  $\left(\binom{m}{t}q^t, \left(\binom{m}{t} - 1\right)q^{m-1}, \left(\binom{m}{t} - 1\right)q^{m-1} \left(1 - \left(\frac{q-1}{q}\right)^t\right), \binom{m}{t}(q-1)^t q^{m-1}\right)$  DPDA. In the resulting MADCC scheme, there are  $m$  caches each having a memory  $\frac{M}{N} = \frac{1}{q}$ . The transmission load is given by,  $R = \frac{S}{F} = \frac{\binom{m}{t}(q-1)^t}{\binom{m}{t}-1}$ . The derived CWEG scheme with  $t$ -GDD topology is stated as the following theorem.

**Theorem 11.** (Derived CWEG scheme with  $t$ -GDD topology) Given a  $t - (m, q, t, 1)$  GDD  $(\mathcal{X}, \mathcal{G}, \mathcal{A})$  and a  $(m - 1) - (q, m, 1)$  OA  $(\mathcal{Y}, \mathbf{D})$ , there exist a  $\binom{m}{t} - 1$   $q^{m-1}$ -division  $(t, \binom{m}{t} q^t, mq, M, N)$  multiaccess D2D coded caching system with access topology  $\mathfrak{B} = \mathcal{A}$ , for which the following memory-load point is achievable,

$$\left(\frac{M}{N}, R\right) = \left(\frac{1}{q}, \frac{\binom{m}{t}(q-1)^t}{\binom{m}{t}-1}\right). \quad (11)$$

Note that, for any positive integers  $t, m$  and  $q$ , with  $1 < t < m$  and  $q \geq 2$ , there always exists a  $(m - 1) - (q, m, 1)$  OA given by Lemma 1 and a  $t - (m, q, t, 1)$  GDD given by Lemma 5.

### B. Performance Analysis of the proposed MADCC scheme with $t$ -GDD topology

In this subsection, we carry out a comparison of the proposed MADCC scheme with  $t$ -GDD topology in Theorem 10, the derived CWEG scheme with  $t$ -GDD topology in Theorem 11 and the WCCWC scheme mentioned in Theorem 2, using the metrics of load per user and subpacketization level while keeping the number of caches and cache memory size same. By choosing the parameters, a  $t - (m, q, t, 1)$  GDD, a  $(m - 1) - (q, m, 1)$  OA and  $l = 1$  for the proposed scheme in Theorem 10, a  $t - (m, q, t, 1)$  GDD and a  $(m - 1) - (q, m, 1)$  OA for the derived CWEG scheme in Theorem 11, for positive integers  $r > 1, t_0 = m$  and  $K_0 = \frac{m(q-1)}{r-1} \geq m$  for the WCCWC scheme mentioned in Theorem 2, MADCC schemes are obtained with  $mq$  number of caches each having a cache memory of  $\frac{M}{N} = \frac{1}{q}$ . These schemes are compared in Table II.

From Table II, it is seen that under the same  $t$ -GDD topology,  $\frac{F_{proposed}}{F_{derived}} = \frac{t}{\binom{m}{t}-1}$  and  $\frac{\text{Load per user}_{proposed}}{\text{Load per user}_{derived}} = \frac{\binom{m}{t}-1}{m}$ . That is, when  $t = m - 1$ , for any  $q$ , both the proposed scheme in Theorem 10 and the derived CWEG scheme in Theorem 11 have the same subpacketization level, but the load per user of the proposed scheme is  $\frac{m-1}{m}$  of that of the derived CWEG scheme with  $t$ -GDD topology. For other values of  $m$  and  $t$ , the proposed MADCC scheme with  $t$ -GDD topology requires a lesser subpacketization level at the expense of an increase

in load per user. Comparing the proposed MADCC scheme in Theorem 10 with the WCCWC mentioned in Theorem 2, it is seen that the proposed scheme has a significant advantage in terms of subpacketization level at the expense of an increase in load per user, for a given  $\Gamma, \frac{M}{N}$  and  $L$ . The MADCC scheme with  $t$ -GDD topology supports more users than the WCCWC scheme. The following example illustrates the above comparisons.

**Example 17.** From a  $2 - (3, 3, 2, 1)$  GDD and a  $2 - (3, 3, 1)$  OA, Theorem 10 gives a 18-division  $(2, 27, 9, M, N)$  MADCC scheme, detailed in Example 16, with cache memory  $\frac{M}{N} = \frac{1}{3}$ , load  $R = 4$  and load per user  $\frac{R}{K} = 0.148$ . Using the same  $2 - (3, 3, 2, 1)$  GDD and  $2 - (3, 3, 1)$  OA, the derived CWEG scheme in Theorem 11 gives a 18-division  $(2, 27, 9, M, N)$  MADCC scheme with cache memory  $\frac{M}{N} = \frac{1}{3}$ , load  $R = 6$  and load per user  $\frac{R}{K} = 0.222$ . For  $r = 2, t_0 = 3$  and  $K_0 = 6$ , Theorem 2 gives a 540-division  $(2, 9, 9, M, N)$  WCCWC scheme with cache memory  $\frac{M}{N} = \frac{1}{3}$ , load  $R = 1$  and load per user  $\frac{R}{K} = 0.111$ . That is, for the same number of caches, cache memory, and number of caches accessible to a user, the proposed MADCC scheme in Theorem 10 requires a subpacketization level of 18, whereas the scheme in [19] with cyclic wrap-around topology requires a significantly higher subpacketization level of 540, though with a small increase in load per user from 0.111 to 0.148.

## VII. D2D CODED CACHING SCHEMES FOR THE ORIGINAL D2D NETWORK

In this section we obtain coded caching schemes for the original D2D network with dedicated caches. Since the delivery array of the MADCC schemes discussed in Section V and Section VI are DPDAs, coded caching schemes for the original D2D network can be obtained directly from the deliver arrays of the proposed MADCC schemes by using Algorithm 1, as stated in the following corollaries.

**Corollary 3.** (DPDA via Theorem 8) Given a  $t - (v, k, \lambda)$  design, for any  $i \in [t - 1]$ , there exists a  $\left(\frac{\lambda \binom{v}{t}}{\binom{k}{t}}, \binom{v}{i} \binom{k}{t-i}, \left(\binom{v}{i} - \binom{v-k}{i}\right) \binom{k}{t-i}, \frac{\lambda \binom{v}{t} \binom{v-t}{k-t+i}}{\binom{v-t}{k-t}}\right)$  DPDA

Schemes and parameters	Number of caches ( $\Gamma$ )	Cache memory $\left(\frac{M}{N}\right)$	Number of users ( $K$ )	Number of caches a user has access to ( $L$ )	Transmission load ( $R$ )	Load per user $\left(\frac{R}{K}\right)$	Subpacketization level ( $F$ )
Proposed scheme with $t$ -GDD topology in Theorem 10, $t - (m, q, t, 1)$ GDD, $(m - 1) - (q, m, 1)$ OA and $l = 1$	$mq$	$\frac{1}{q}$	$\binom{m}{t} q^t$	$t$	$\frac{\binom{m-1}{t-1}(q-1)^t}{t}$	$\frac{1}{m} \left(\frac{q-1}{q}\right)^t$	$tq^{m-1}$
Derived CWEG scheme with $t$ -GDD topology in Theorem 11, $t - (m, q, t, 1)$ GDD and $(m - 1) - (q, m, 1)$ OA	$mq$	$\frac{1}{q}$	$\binom{m}{t} q^t$	$t$	$\frac{\binom{m}{t}(q-1)^t}{\binom{m}{t}-1}$	$\frac{1}{\binom{m}{t}-1} \left(\frac{q-1}{q}\right)^t$	$\left(\binom{m}{t} - 1\right) q^{m-1}$
WCCWC scheme mentioned in Theorem 2, integers $r > 1, t_0 = m$ and $K_0 = \frac{m(q-1)}{r-1} \geq m$	$mq$	$\frac{1}{q}$	$mq$	$r$	$q - r$	$\frac{q-r}{mq}$	$\left(\frac{m(q-1)}{r-1}\right) m^2 q$

TABLE II: Comparison between the proposed scheme in Theorem 10, the derived CWEG scheme in Theorem 11 and the WCCWC scheme mentioned in Theorem 2.

which gives a D2D coded caching scheme with memory ratio  $\frac{M}{N} = 1 - \frac{\binom{v-k}{i}}{\binom{v}{i}}$  and transmission load  $R = \frac{\lambda \binom{v-i}{k-t}}{\binom{v-t}{k-t} \binom{t}{i}}$ .

**Corollary 4.** (DPDA via Corollary 2) Given a  $t - (v, k, \lambda)$  design, for any  $i \in [\min(t, k - t + 1)]$ , there exists a  $\left( \frac{\lambda \binom{v}{k}}{\binom{v}{i}} \binom{k}{t-1}, \binom{v}{i} \binom{k}{t-1}, \binom{v-i}{i} \binom{k}{t-1}, \frac{\lambda \binom{v-i+t-1}{k-t+1}}{\binom{v-t}{k-t}} \right)$  DPDA which gives a D2D coded caching scheme with memory ratio  $\frac{M}{N} = 1 - \frac{\binom{v-k}{i}}{\binom{v}{i}}$  and transmission load  $R = \frac{\lambda \binom{v-k}{k-t}}{\binom{v-t}{k-t} \binom{t+i-1}{i}}$ , provided for any  $\mathcal{Y} \subseteq A \in \mathcal{A}$  with  $t < |\mathcal{Y}| \leq k$ , the number of blocks in  $A$  that contain  $\mathcal{Y}$ ,  $\lambda(\mathcal{Y})$ , is same for all  $\mathcal{Y}$ .

**Corollary 5.** (DPDA via Theorem 10) Given a  $t - (m, q, k, 1)$  GDD  $(\mathcal{X}, \mathcal{G}, \mathcal{A})$  and if there exists a  $s - (q, m, 1)$  OA  $(\mathcal{Y}, \mathbf{D})$  with  $1 \leq t \leq k \leq s < m$ , then there exist a  $\left( \frac{\binom{m}{t} q^t}{\binom{m}{k}}, q^s \binom{k}{l}, (q^s - (q-1)^k q^{s-k}) \binom{k}{l}, S \leq \frac{(q^m - q^s) q^{t-l} \binom{m-l}{t-l}}{\binom{k-l}{t-l}} \right)$  DPDA, for each  $l \in [\min(m-s, t-1)]$ , which gives a D2D coded caching scheme with memory ratio  $\frac{M}{N} = 1 - \left( \frac{q-1}{q} \right)^k$  and transmission load  $R \leq \frac{(q^m - q^s) q^{t-l} \binom{m-l}{t-l}}{q^s \binom{k}{l} \binom{k-l}{t-l}}$ . Further, the exact value of  $R$  can be computed in the following cases:

- when  $k = t$  and  $s = m - 1$ , we have scheme for  $l = 1$  with  $R = \frac{(q-1)^t \binom{m-1}{t-1}}{t}$ .
- when  $k = t$  and  $s = m - t + 1$  with  $s > t$ , for  $l = m - s$ , we have scheme with  $R = \frac{(q^{t-1} - 1)(q-1)(m-t+1)}{t}$ .

From Corollary 3, we can obtain the following corollary.

**Corollary 6.** For any positive integers  $k$  and  $n$  such that  $k \leq \frac{n}{2}$ , there exist a  $\left( \binom{n}{k}, M, N \right)$  D2D coded caching scheme, for which the following memory-load points are achievable,

$$\left( \frac{M}{N}, R \right) = \left( 1 - \frac{\binom{n-k}{i}}{\binom{n}{i}}, \frac{\binom{n-i}{k}}{\binom{k-1}{i}} \right) \text{ with } F = \binom{n}{i} \binom{k}{i+1},$$

for each  $i \in [k-2]$  and

$$\left( \frac{M}{N}, R \right) = \left( 1 - \frac{\binom{k}{j}}{\binom{n}{j}}, \frac{\binom{n-j}{k-j}}{\binom{k-1}{j}} \right) \text{ with } F = \binom{n}{j} \binom{n-k}{k-j-1},$$

for each  $j \in [\min(n-k-2, k)]$ .

Proof is given in Appendix E. ■

Following example illustrates Corollary 6.

**Example 18.** For  $n = 8$  and  $k = 3$ , by Corollary 6, we obtain a  $(56, M, N)$  D2D coded caching scheme at 4 memory points listed in Table III.

$i/j$	$\frac{M}{N}$	$F$	$R$
$i = 1$	0.375	24	17.5
$j = 1$	0.625	80	5.25
$j = 2$	0.892	280	1
$j = 3$	0.982	280	0.25

TABLE III: D2D coded caching schemes by Corollary 6 for  $n = 8, k = 3$  for different  $i$  and  $j$  values.

From Corollary 5, we can obtain the following corollary.

**Corollary 7.** For any positive integers  $t$  and  $m$  with  $1 < t < m$ , and  $q \geq 2$ , there exist a  $\left( \binom{m}{t} q^t, M, N \right)$  D2D coded caching scheme with  $F = q^{m-1} t$ ,  $\frac{M}{N} = 1 - \left( \frac{q-1}{q} \right)^t$  and  $R = \frac{(q-1)^t \binom{m-1}{t-1}}{t}$ .

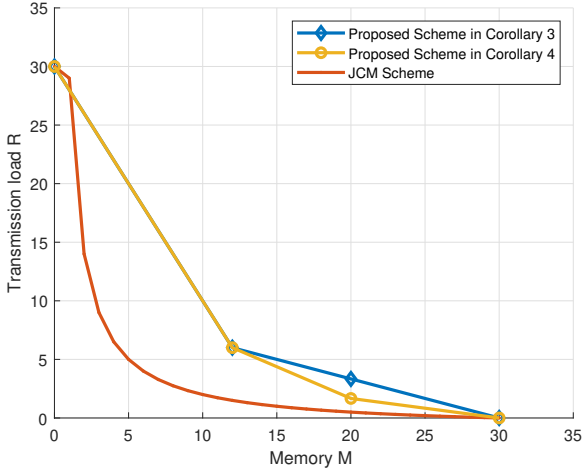
*Proof:* For any positive integers  $t$  and  $m$  with  $1 < t < m$ , and  $q \geq 2$ , there always exists a  $(m-1) - (q, m, 1)$  OA  $(\mathcal{Y}, \mathbf{D})$  given by Lemma 1 and a  $t - (m, q, t, 1)$  GDD  $(\mathcal{X}, \mathcal{G}, \mathcal{A})$  given by Lemma 5. Using this  $(m-1) - (q, m, 1)$  OA and a  $t - (m, q, t, 1)$  GDD, Corollary 5 gives a  $\left( \binom{m}{t} q^t, q^{m-1} t, (q^{m-1} - (q-1)^t q^{m-t-1}) t, q^{m-1} (q-1)^t \binom{m-1}{t-1} \right)$  DPDA. Using this DPDA, Algorithm 1 gives a  $\left( \binom{m}{t} q^t, M, N \right)$  D2D coded caching scheme with  $F = q^{m-1} t$ ,  $\frac{M}{N} = 1 - \left( \frac{q-1}{q} \right)^t$  and  $R = \frac{(q-1)^t \binom{m-1}{t-1}}{t}$ . ■

Now we compare the transmission load and the subpacketization level of above obtained D2D schemes in Corollaries 3, 4 and 5 with that of the known D2D coded caching schemes with the same  $K$  and  $\frac{M}{N}$ .

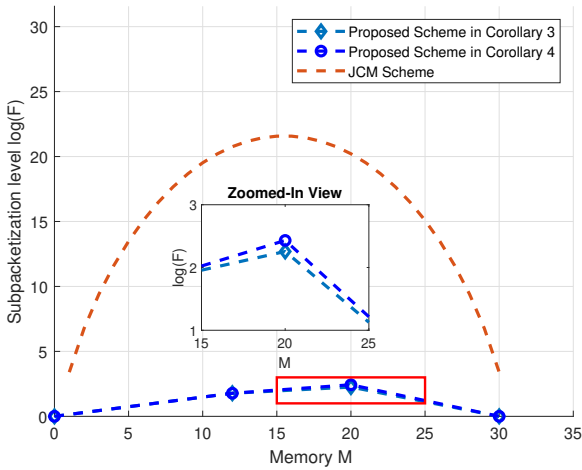
• *Comparison with the JCM scheme:* First we compare the obtained D2D schemes in Corollary 3 and Corollary 4 with the JCM scheme. For  $K = \frac{\lambda \binom{v}{t}}{\binom{k}{t}}$  and  $\frac{M}{N} = 1 - \frac{\binom{v-k}{i}}{\binom{v}{i}}$ , we have  $\frac{KM}{N} = \frac{\lambda \binom{v}{t}}{\binom{k}{t}} \left( 1 - \frac{\binom{v-k}{i}}{\binom{v}{i}} \right) = \frac{\lambda \binom{v}{t}}{\binom{k}{t}} - \frac{\lambda \binom{v}{t} \binom{v-k}{i}}{\binom{k}{t} \binom{v}{i}} = \frac{\lambda \binom{v}{t}}{\binom{k}{t}} - \frac{\lambda \binom{v-i}{k-t}}{\binom{k-t}{i}} = K - \lambda_0^i$ , where  $\lambda_0^i$  is the number of blocks that contain none of the  $i$  points. Since  $\frac{KM}{N} \leq K$  is an integer, for the same number of users  $K$  and memory ratio  $\frac{M}{N}$  in Corollary 3 and Corollary 4, the JCM scheme gives a transmission load  $R = \frac{\binom{v-k}{i}}{\binom{v}{i} - \binom{v-k}{i}}$  and subpacketization level  $F = (K - \lambda_0^i) \binom{K}{K - \lambda_0^i}$ . That is, compared to the JCM scheme, proposed schemes in Corollary 3 and Corollary 4 have significantly lesser subpacketization level at the expense of an increase in  $R$ . The following example illustrates this.

**Example 19.** For a  $3 - (10, 4, 1)$  design, both Corollary 3 and Corollary 4 give D2D schemes at two memory points  $M = 12$  and  $M = 20$  for  $K = 30$  and  $N = 30$ .  $(M, R) = (0, 30)$  and  $(30, 0)$  are two trivial achievable points. By memory sharing, schemes at other memory points can be obtained. The obtained transmission load and required subpacketization level at various memory points are plotted in Fig.11a and Fig.11b respectively. The proposed DPDA's have the advantage of subpacketization compared to the JCM scheme.

For  $k = t$  and  $s = m - 1$ , Corollary 5 give D2D schemes with  $K = \binom{m}{t} q^t$ ,  $\frac{M}{N} = 1 - \left( \frac{q-1}{q} \right)^t$ ,  $F = q^{m-1} t$  and  $R = \frac{(q-1)^t \binom{m-1}{t-1}}{t}$ . For this  $K$  and  $\frac{M}{N}$ , we have  $\frac{KM}{N} = \binom{m}{t} (q^t - (q-1)^t) = K' < K$  is an integer and therefore, the JCM scheme requires a subpacketization level  $F = K' \binom{K}{K'}$  and has  $R = \frac{(q-1)^t}{q^t - (q-1)^t}$ . Thus, compared to the JCM scheme, proposed schemes in Corollary 5 have significantly lesser subpacketization level at the expense of an increase in  $R$ .



(a) The transmission loads as a function of memory of schemes in Corollary 3, Corollary 4 and the JCM scheme.



(b) The subpacketization levels as a function of memory of schemes in Corollary 3, Corollary 4 and the JCM scheme.

Fig. 11

• *Comparison with D2D schemes obtainable by transforming regular PDAs:* In the literature, there exist no direct DPDA constructions with the same  $K$  and  $\frac{M}{N}$  as in Corollaries 3, 4 and 5. Given a  $(g+1) - (K, F, Z, S)$  PDA, Wang *et al.* in [7] proposed a method to construct a  $(K, gF, gZ, (g+1)S)$  DPDA. That is, given a  $(g+1) - (K, F, Z, S)$  PDA, we can obtain a D2D scheme with  $K$  users,  $\frac{M}{N} = \frac{Z}{F}$ , subpacketization level  $gF$  and transmission load  $\frac{(g+1)S}{gF}$ . We compare our proposed DPDAs with the schemes obtained by transforming known regular PDAs with the same  $K$  and  $\frac{M}{N}$ . Given a  $t - (v, k, 1)$  design and  $i = 1$ , [18] constructs a  $(t+1) - \left( \binom{v}{t}, v \binom{k}{t}, k \binom{k}{t}, \binom{v}{t+1} - \binom{v}{t} \binom{k}{t+1} \right)$  PDA. Transforming this PDA gives a D2D scheme with  $K = \binom{v}{t}$ ,  $\frac{M}{N} = \frac{k}{v}$ ,  $F = tv \binom{k}{t}$  and  $R = \frac{(v-1) \binom{k}{k-t}}{\binom{k}{t}}$ . From a  $t - (v, k, 1)$  design, for  $i = 1$ , Corollary 3 and Corollary 4 give a D2D

scheme, for the same  $K$  and  $\frac{M}{N}$ , with  $F = v \binom{k}{t-1}$  and  $R = \frac{\binom{v-1}{k-t}}{\binom{k}{k-t}}$ . That is, Corollary 3 and Corollary 4 give schemes that achieve the same transmission load as scheme in [18] with a subpacketization level reduced by a factor of  $(k-t+1)$ .

For any positive integers  $q, m$  and  $t$  with  $q \geq 2$  and  $t < m$ , [31] and [32] construct a  $\binom{m}{t} - \left( \binom{m}{t} q^t, q^m, q^m - q^{m-t}(q-1)^t, q^m (q-1)^t \right)$  PDA. For any positive integers  $q, m$  and  $t$  with  $q \geq 2$  and  $t < m$ , [28] and [18] give a  $\binom{m}{t} - \left( \binom{m}{t} q^t, q^{m-1}, q^{m-1} - q^{m-t-1}(q-1)^t, q^{m-1}(q-1)^t \right)$  PDA. That is, for the same  $K = \binom{m}{t} q^t$  and  $\frac{M}{N} = 1 - \left( \frac{q-1}{q} \right)^t$ , both PDAs achieve same  $R = (q-1)^t$ , but the subpacketization level of the second PDA is reduced by a factor of  $q$ . By transforming these two regular PDAs, D2D schemes can be obtained with  $F = \left( \binom{m}{t} - 1 \right) q^m$ ,  $R = \frac{\binom{m}{t} - 1}{\binom{m}{t}} (q-1)^t$  and  $F = \left( \binom{m}{t} - 1 \right) q^{m-1}$ ,  $R = \frac{\binom{m}{t} - 1}{\binom{m}{t}} (q-1)^t$ , respectively. Comparing these D2D schemes with the scheme in Corollary 7, it can be seen that the proposed scheme in Corollary 7 has the advantage in subpacketization level at the expense of an increase in transmission load.

In addition to the D2D schemes for the original D2D network obtained from the proposed MADCC schemes, another novel D2D scheme is obtained using  $t$ -GDDs and orthogonal arrays, as stated in the following theorem.

**Theorem 12.** *For any positive integers  $t$  and  $m$  with  $1 < t < m$ , and  $q \geq 2$ , there exist a  $(q^{m-1}, M, N)$  D2D coded caching scheme with  $F = \binom{m}{t} q^t$ ,  $\frac{M}{N} = 1 - \left( \frac{q-1}{q} \right)^t$  and  $R = \frac{(q-1)^t q^{m-t-1}}{\binom{m}{t}}$ .*

*Proof:* For any positive integers  $t, m$  and  $q$ , with  $1 < t < m$  and  $q \geq 2$ , there always exists a  $(m-1) - (q, m, 1)$  OA  $(\mathcal{Y}, \mathbf{D})$  given by Lemma 1 and a  $t - (m, q, t, 1)$  GDD  $(\mathcal{X}, \mathcal{G}, \mathcal{A})$  given by Lemma 5.  $\vec{\psi}(A_i)$  and  $\vec{\varphi}(A_i)$  represent the vectors consisting of the first and second coordinates of each point in  $A_i$ , respectively, for each block  $A_i \in \mathcal{A}$ . We construct an array  $\mathbf{P}$  whose rows are indexed by the blocks  $A \in \mathcal{A}$ , and columns are indexed by the rows of  $\mathbf{D}$ , i.e.,  $\{\vec{D}_j, j \in [q^{m-1}]\}$ . Since the number of blocks in  $\mathcal{A}$  is  $\binom{m}{t} q^t$  and number of rows in  $\mathbf{D}$  is  $q^{m-1}$ , we construct a  $\binom{m}{t} q^t \times q^{m-1}$  array  $\mathbf{P} = \left( P_{A_i, \vec{D}_j} \right)_{A_i \in \mathcal{A}, j \in [q^{m-1}]}$ , as follows.

$$P_{A_i, \vec{D}_j} = \begin{cases} \star & \text{if } d(\vec{D}_j(\vec{\psi}(A_i)), \vec{\varphi}(A_i)) < t \\ \vec{e}_{\alpha(\vec{e})} & \text{otherwise,} \end{cases} \quad (12)$$

where  $\vec{e} = (e_1, e_2, \dots, e_m) \in [q]^m$  such that for each  $i \in [m]$ ,

$$e_i = \begin{cases} \vec{\varphi}(A_i)(h) & \text{if } i = \vec{\psi}(A_i)(h) \text{ for some } h \in [t] \\ \vec{D}_j(i) & \text{otherwise,} \end{cases} \quad (13)$$

and  $\alpha(\vec{e})$  is the occurrence number of  $\vec{e}$  from left to right in a given row  $A_i$ .

**Claim 3.** *The array  $\mathbf{P}$  is in fact a  $(q^{m-1}, \binom{m}{t} q^t, (q^t - (q-1)^t) \binom{m}{t}, (q-1)^t q^{m-1})$  DPDA.*



Proof of Claim 3 is given in *Appendix F*. By Theorem 1, the obtained DPDA gives a  $(q^{m-1}, M, N)$  D2D coded caching scheme with  $F = \binom{m}{t} q^t$ ,  $\frac{M}{N} = 1 - \left(\frac{q-1}{q}\right)^t$  and  $R = \frac{(q-1)^t q^{m-t-1}}{\binom{m}{t}}$ . ■

The following example illustrates Theorem 12.

**Example 20.** Consider  $t = 2$ ,  $q = 2$  and  $m = 3$ . For  $q = 2$  and  $m = 2$ , Lemma 1 gives a  $2 - (2, 3, 1)$  OA  $(\mathcal{Y}, \mathbf{D})$  where,

$$\mathcal{Y} = \{1, 2\} \text{ and } \mathbf{D} = \begin{pmatrix} 1 & 1 & 1 \\ 2 & 1 & 2 \\ 1 & 2 & 2 \\ 2 & 2 & 1 \end{pmatrix}. \text{ For } t = 2, q = 2$$

and  $m = 3$ , Lemma 5 gives a  $2 - (3, 2, 2, 1)$  GDD with  $\mathcal{X} = \{(1, 1), (1, 2), (2, 1), (2, 2), (3, 1), (3, 2)\}$ ,  $\mathcal{G} = \{G_1 = \{(1, 1), (1, 2)\}, G_2 = \{(2, 1), (2, 2)\}, G_3 = \{(3, 1), (3, 2)\}\}$  and  $\mathcal{A} = \{\{(1, 1), (2, 1)\}, \{(1, 1), (2, 2)\}, \{(1, 1), (3, 1)\}, \{(1, 1), (3, 2)\}, \{(1, 2), (2, 1)\}, \{(1, 2), (2, 2)\}, \{(1, 2), (3, 1)\}, \{(1, 2), (3, 2)\}, \{(2, 1), (3, 1)\}, \{(2, 1), (3, 2)\}, \{(2, 2), (3, 1)\}, \{(2, 2), (3, 2)\}\}$ . An array whose rows are indexed by the blocks  $A \in \mathcal{A}$ , and columns are indexed by the rows of  $\mathbf{D}$  can be obtained using (12) and (13), as shown in Fig.12. In this example, we discard the subscript  $\alpha$  since  $\alpha$  takes value only 1. It can be verified that the array in Fig.12 is a  $(4, 12, 9, 4)$  DPDA. Therefore, by using Algorithm 1, a  $(4, M, N)$  D2D coded caching scheme can be obtained with  $F = 12$ ,  $\frac{M}{N} = \frac{3}{4}$  and  $R = \frac{1}{3}$ .

We summarize all the newly obtained D2D coded caching schemes with dedicated caches discussed in this section in Table IV.

## VIII. CONCLUSION

In this paper, we considered a multiaccess D2D coded caching network with access topologies derived from the two classical combinatorial designs known as the  $t$ -design and  $t$ -group divisible design and developed low subpacketization level schemes. Using the metrics of load per user and subpacketization level, we compared the proposed schemes with the derived CWEG schemes and the existing WCCWC scheme

Sub-packet label	User $\vec{D}_j$			
	$A_i \in \mathcal{A}$	111	212	122
$(1, 1), (2, 1)$	*	*	*	111
$(1, 1), (2, 2)$	*	122	*	*
$(1, 1), (3, 1)$	*	111	*	*
$(1, 1), (3, 2)$	*	*	*	122
$(1, 2), (2, 1)$	*	*	212	*
$(1, 2), (2, 2)$	221	*	*	*
$(1, 2), (3, 1)$	*	*	221	*
$(1, 2), (3, 2)$	212	*	*	*
$(2, 1), (3, 1)$	*	*	111	*
$(2, 1), (3, 2)$	*	*	*	212
$(2, 2), (3, 1)$	*	221	*	*
$(2, 2), (3, 2)$	122	*	*	*

Fig. 12: DPDA in Example 20.

while keeping the number of caches and cache memory size same. Further, we obtained several novel classes of low subpacketization level coded caching schemes for the original D2D network, where each user has its own cache.

## ACKNOWLEDGEMENT

This work was supported partly by the Science and Engineering Research Board (SERB) of Department of Science and Technology (DST), Government of India, through J.C Bose National Fellowship to B. Sundar Rajan.

## APPENDIX A

### PROOF OF CLAIM 1

By (4), a non-star entry  $(\mathcal{D} \cup A(\mathcal{T}))_{\alpha(\mathcal{D}, A(\mathcal{T}))}$  occur only when  $A \cap \mathcal{D} = \emptyset$ . Therefore,  $A(\mathcal{T}) \cap \mathcal{D} = \emptyset$  and  $|\mathcal{D} \cup A(\mathcal{T})| = i + (t - i) = t$ . Therefore, the number of possible  $\mathcal{D} \cup A(\mathcal{T})$  is  $\binom{v}{t}$ . Consider a specific non-star entry  $(\mathcal{D} \cup A(\mathcal{T}))_{\alpha(\mathcal{D}, A(\mathcal{T}))}$ .

Schemes and parameters	Number of users ( $K$ )	Cache memory $\left(\frac{M}{N}\right)$	Transmission load ( $R$ )	Subpacketization level ( $F$ )
<b>Corollary 3</b> , $t - (v, k, \lambda)$ design, $i \in [t - 1]$	$\frac{\lambda \binom{v}{t}}{\binom{k}{t}}$	$1 - \frac{\binom{v-k}{i}}{\binom{v}{i}}$	$\frac{\lambda \binom{v-i}{k}}{\binom{v-t}{k-t} \binom{t}{i}}$	$\binom{v}{i} \binom{k}{t-i}$
<b>Corollary 4</b> , $t - (v, k, \lambda)$ design, $i \in [\min(t, k - t + 1)]$	$\frac{\lambda \binom{v}{t}}{\binom{k}{t}}$	$1 - \frac{\binom{v-k}{i}}{\binom{v}{i}}$	$\frac{\lambda \binom{v-i}{k}}{\binom{v-t}{k-t} \binom{t-1}{i}}$	$\binom{v}{i} \binom{k}{t-1}$
<b>Corollary 5</b> , $t - (m, q, k, 1)$ GDD, $s - (q, m, 1)$ OA with $1 \leq t \leq k \leq s < m$ , $l \in [\min(m - s, t - 1)]$	$\frac{\binom{m}{t} q^t}{\binom{k}{t}}$	$1 - \left(\frac{q-1}{q}\right)^k$	$\leq \frac{(q^m - q^s) q^{t-l} \binom{m-l}{t-l}}{q^s \binom{k}{l} \binom{k-l}{t-l}}$	$q^s \binom{k}{l}$
<b>Corollary 6</b> , any positive integers $k$ and $n$ such that $k \leq \frac{n}{2}$ , $i \in [k - 2]$ and $j \in [\min(n - k - 2, k)]$	$\binom{n}{k}$	$1 - \frac{\binom{n-k}{i}}{\binom{n}{i}}$	$\frac{\binom{n-i}{k}}{\binom{k-1}{i}}$	$\binom{n}{i} \binom{k}{i+1}$
		$1 - \frac{\binom{n-k}{j}}{\binom{n}{j}}$	$\frac{\binom{n-j}{k-j}}{\binom{k-1}{j}}$	$\binom{n}{j} \binom{n-k}{k-j-1}$
<b>Corollary 7</b> , any positive integers $t$ and $m$ such that $1 < t < m$ , and $q \geq 2$	$\binom{m}{t} q^t$	$1 - \left(\frac{q-1}{q}\right)^t$	$\frac{(q-1)^t \binom{m-1}{t-1}}{t}$	$q^{m-1} t$
<b>Theorem 12</b> , any positive integers $t$ and $m$ such that $1 < t < m$ , and $q \geq 2$	$q^{m-1}$	$1 - \left(\frac{q-1}{q}\right)^t$	$\frac{(q-1)^t q^{m-t-1}}{\binom{m}{t}}$	$\binom{m}{t} q^t$

TABLE IV: New D2D coded caching schemes for the original D2D network obtained in this paper

Then, by Theorem 4, there are exactly  $\lambda_{t-i}^i = \frac{\lambda \binom{v-(t-i)-i}{k-(t-i)}}{\binom{v-t}{k-t}}$  blocks in  $\mathcal{A}$  that contains all the points in  $A(\mathcal{T})$  and none of the points in  $\mathcal{D}$ . Therefore by (4), for a given  $\mathcal{D}$ , a specific  $\mathcal{D} \cup A(\mathcal{T})$  occurs  $\frac{\lambda \binom{v-t}{k-t+i}}{\binom{v-t}{k-t}}$  times in  $\mathbf{Q}$ . Therefore,  $\alpha(\mathcal{D}, A(\mathcal{T})) \in \left[ \frac{\lambda \binom{v-t}{k-t+i}}{\binom{v-t}{k-t}} \right]$ . Thus, the number of non-star entries  $S = \binom{v}{t} \frac{\lambda \binom{v-t}{k-t+i}}{\binom{v-t}{k-t}}$ .

From (4), it can be seen that the non-star entries in each column  $A \in \mathcal{A}$  occur in those rows  $(\mathcal{D}, \mathcal{T})$  such that  $A \cap \mathcal{D} = \emptyset$ . Since  $|\mathcal{D}| = i$  and  $|A| = k$ , there are  $\binom{v-k}{i}$  non-star entries, for a given  $\mathcal{T}$ , in each column. Therefore, each column has  $\binom{v-k}{i} \binom{k}{t-i}$  non-star entries. That is, the number of stars in each column of  $\mathbf{Q}$  is  $Z = \binom{v}{i} - \binom{v-k}{i} \binom{k}{t-i}$ . Thus  $C1$  of DPDA definition holds.  $C2$  is obvious by construction.

Consider the non-star entries  $(\mathcal{D} \cup A(\mathcal{T}))_{\alpha(\mathcal{D}, A(\mathcal{T}))}$  appearing in a column  $A$ . Since  $A(\mathcal{T})$  represents the points in  $A$  with index in  $\mathcal{T}$ ,  $A(\mathcal{T})$  is different for different  $\mathcal{T}$ . For a given  $\mathcal{T}$ , the  $\mathcal{D}$  in the row indices  $(\mathcal{D}, \mathcal{T})$  are different. Thus  $(\mathcal{D} \cup A(\mathcal{T}))_{\alpha(\mathcal{D}, A(\mathcal{T}))}$  appears only once in a given column  $A$ . Since  $\alpha(\mathcal{D}, A(\mathcal{T}))$  denotes the occurrence number of  $\mathcal{D} \cup A(\mathcal{T})$  in  $\mathbf{Q}$  from top to bottom and left to right,  $(\mathcal{D} \cup A(\mathcal{T}))_{\alpha(\mathcal{D}, A(\mathcal{T}))}$  cannot appear more than once in a row. Thus  $C3.(a)$  of DPDA definition holds.

For any two distinct entries  $Q_{(\mathcal{D}_i, \mathcal{T}_i), A_i}$ ,  $Q_{(\mathcal{D}_j, \mathcal{T}_j), A_j}$  with  $(\mathcal{D}_i, \mathcal{T}_i) \neq (\mathcal{D}_j, \mathcal{T}_j)$  and  $A_i \neq A_j$ , let  $Q_{(\mathcal{D}_i, \mathcal{T}_i), A_i} = Q_{(\mathcal{D}_j, \mathcal{T}_j), A_j}$ . Then by (4),  $\mathcal{D}_i \cup A_i(\mathcal{T}_i) = \mathcal{D}_j \cup A_j(\mathcal{T}_j)$ ,  $\mathcal{D}_i \cap A_i(\mathcal{T}_i) = \mathcal{D}_j \cap A_j(\mathcal{T}_j) = \emptyset$  and  $|\mathcal{D}_i| = |\mathcal{D}_j|$ . Therefore,  $\mathcal{D}_i \cap A_j(\mathcal{T}_j) \neq \emptyset$  and  $\mathcal{D}_j \cap A_i(\mathcal{T}_i) \neq \emptyset$ . That is  $\mathcal{D}_i \cap A_j \neq \emptyset$  and  $\mathcal{D}_j \cap A_i \neq \emptyset$ . Therefore, by (4),  $Q_{(\mathcal{D}_i, \mathcal{T}_i), A_j} = \star$  and  $Q_{(\mathcal{D}_j, \mathcal{T}_j), A_i} = \star$ . Thus  $C3.(b)$  of DPDA definition holds.

We define the mapping  $\phi$  from the non-star entries  $(\mathcal{D} \cup A(\mathcal{T}))_{\alpha(\mathcal{D}, A(\mathcal{T}))}$  to the users  $\{U_A : A \in \mathcal{A}\}$  as  $\phi \left( (\mathcal{D} \cup A(\mathcal{T}))_{\alpha(\mathcal{D}, A(\mathcal{T}))} \right) = U_{A_i} : \mathcal{D} \cup A(\mathcal{T}) \subset A_i$ . Since  $|\mathcal{D} \cup A(\mathcal{T})| = t$ , there are exactly  $\lambda$  users satisfying this condition. Also, since  $\mathcal{D} \cup A(\mathcal{T}) \subset A_i$ , by (4),  $Q_{(\mathcal{D}, \mathcal{T}), A_i} = \star$ . Thus  $C4$  of DPDA definition holds. ■

## APPENDIX B

### PROOF OF COROLLARY 2

The MADCC scheme in Corollary 2 is obtained by slightly modifying the MADCC scheme in Theorem 8 as follows. The central server first splits each file  $\{W_n : n \in [N]\}$  into  $\binom{v}{i}$ , where  $i \in [\min(t, k-t+1)]$ , non-overlapping packets and then further divide each packet  $W_{n, \mathcal{D}}$  into  $\binom{k}{t-1}$  sub-packets, i.e.,  $\{W_{n, \mathcal{D}} = W_{n, \mathcal{D}}^{\mathcal{T}} : \mathcal{T} \in \binom{[k]}{t-1}, \mathcal{D} \in \binom{[v]}{i}, n \in [N]\}$ . Therefore,  $F = \binom{v}{i} \binom{k}{t-1}$ . The  $\binom{v}{i} \binom{k}{t-1} \times v$  placement array  $\mathbf{Z} = (Z_{(\mathcal{D}, \mathcal{T}), x})_{\mathcal{D} \in \binom{[v]}{i}, \mathcal{T} \in \binom{[k]}{t-1}, x \in \mathcal{X}}$  and the  $\binom{v}{i} \binom{k}{t-1} \times \frac{\lambda \binom{v}{t}}{\binom{k}{t}}$  delivery array  $\mathbf{Q} = (Q_{(\mathcal{D}, \mathcal{T}), A})_{\mathcal{D} \in \binom{[v]}{i}, \mathcal{T} \in \binom{[k]}{t-1}, A \in \mathcal{A}}$  are defined as in (3) and (4) respectively.

The resulting delivery array will be a  $\left( \frac{\lambda \binom{v}{t}}{\binom{k}{t}}, \binom{v}{i} \binom{k}{t-1}, \left( \binom{v}{i} - \binom{v-k}{i} \right) \binom{k}{t-1}, \frac{\lambda \binom{v}{i+t-1} \binom{v-(i+t-1)}{k-t+1}}{\binom{v-t}{k-t}} \right)$  DPDA. In a  $t$ -design, the properties and uniformity of

subsets of size greater than  $t$  cannot be generalized. For a  $t - (v, k, \lambda)$  design  $(\mathcal{X}, \mathcal{A})$ , let  $\mathcal{D}, \mathcal{Y} \subseteq \mathcal{X}$ , where  $\mathcal{D} \cap \mathcal{Y} = \emptyset$ ,  $|\mathcal{D}| = i \leq t, |\mathcal{Y}| = t-1$ , then by the principle of inclusion-exclusion, the number of blocks  $A \in \mathcal{A}$  that contain all the points in  $\mathcal{Y}$  and none of the points in  $\mathcal{D}$ ,  $\lambda_{t-1}^i(\mathcal{D}, \mathcal{Y}) = \lambda(\mathcal{Y}) + \sum_{\mathcal{D}' \subseteq \mathcal{D}: |\mathcal{D}'| \in [j]} (-1)^j \lambda(\mathcal{D}' \cup \mathcal{Y})$ .

$\lambda(\mathcal{Y}) = \lambda_{t-1}$  and  $\lambda(\mathcal{D}' \cup \mathcal{Y})$  may not be the same for all  $\mathcal{D}'$  and  $\mathcal{Y}$ . Our conjecture is that,  $\lambda(\mathcal{D}' \cup \mathcal{Y})$  is same for all the  $\mathcal{D}'$  and  $\mathcal{Y}$  such that  $\mathcal{D}' \cup \mathcal{Y} \subseteq A \in \mathcal{A}$ .

The  $|\mathcal{D} \cup A(\mathcal{T})| = i+t-1$  and  $t \leq i+t-1 \leq k$  for  $i \in [\min(t, k-t+1)]$ . Since the uniformity of  $\mathcal{D} \cup A(\mathcal{T})$  is different, the number of blocks in  $\mathcal{A}$  that contains all the points in  $A(\mathcal{T})$  and none of the points in  $\mathcal{D}$ ,  $\lambda_{t-1}^i$ , will be different for different  $(t-1)$  sized subsets for a given  $\mathcal{D}$ . The  $i+t-1$  sized set will be either a subset of blocks in the design or not a subset of any block. Thus the values  $\alpha(\mathcal{D}, A(\mathcal{T}))$  can take, will be different for different choices of  $\mathcal{D}$  and  $A(\mathcal{T})$ . For a given  $\mathcal{D} \cup A(\mathcal{T})$ , if the values  $\alpha(\mathcal{D}', A(\mathcal{T}))$  can take is same for all  $\mathcal{D}' \subset \mathcal{D} \cup A(\mathcal{T})$ , then the regularity  $g$  of that non-star entry is  $\binom{i+t-1}{i}$ . Therefore,  $S = \frac{K(F-Z)}{g} = \frac{\lambda \binom{v}{t} \binom{v-k}{i} \binom{k}{t-1}}{\binom{k}{i} \binom{i+t-1}{i}} = \frac{\lambda \binom{v}{i+t-1} \binom{v-(i+t-1)}{k-t+1}}{\binom{v-t}{k-t}}$ . The proof that this delivery array satisfies the conditions  $C1 - C3$  of DPDA definition is similar to the proof in Appendix A. The mapping  $\phi$  from the non-star entries  $(\mathcal{D} \cup A(\mathcal{T}))_{\alpha(\mathcal{D}, A(\mathcal{T}))}$  to the users  $\{U_A : A \in \mathcal{A}\}$  is defined as  $\phi \left( (\mathcal{D} \cup A(\mathcal{T}))_{\alpha(\mathcal{D}, A(\mathcal{T}))} \right) = U_{A_i} : |(\mathcal{D} \cup A(\mathcal{T})) \cap A_i| \geq t$ . Since  $|\mathcal{D} \cup A(\mathcal{T}) \cap A_i| \geq t$ ,  $|A(\mathcal{T})| = t-1$  and  $\mathcal{D} \cap A(\mathcal{T}) = \emptyset$ , it follows that  $\mathcal{D} \cap A_i \neq \emptyset$ . Therefore, by (4),  $Q_{(\mathcal{D}, \mathcal{T}), A_i} = \star$ . Thus  $C4$  of DPDA definition holds. Since  $\mathbf{Q}$  is a DPDA, each user's demand can be satisfied with a transmission load  $R = \frac{S}{F} = \frac{\lambda \binom{v-i}{k}}{\binom{v-t}{k-t} \binom{i+t-1}{i}}$ . ■

## APPENDIX C

### PROOF OF CLAIM 2

By Lemma 2, for the  $s - (q, m, 1)$  OA  $(\mathcal{Y}, \mathcal{D})$ ,  $d_{\min}(\mathcal{D}) = m - s + 1$ . By (9) and (10), for any non-star entry  $\vec{e}_{\alpha(\vec{e})} = (e_1, e_2, \dots, e_m)_{\alpha(\vec{e})}$ , where  $e_n \in [q], \forall n \in [m]$ , occurring in a row  $(\vec{D}_j, \mathcal{T})$ ,  $d(\vec{D}_j, \vec{e}) = l < d_{\min}(\mathcal{D})$ . Therefore,  $\vec{e}$  will not be any of the  $q^s$  rows of  $\mathcal{D}$ . Therefore, there are at most  $q^m - q^s$  different vectors  $\vec{e}$  with length  $m$ . For a given  $\vec{e}$  in a row corresponding to a  $\vec{D}_j$ , let the  $l$  indices at which  $\vec{D}_j$  and  $\vec{e}$  differ be  $\{(u'_1, u'_2, \dots, u'_l)\}$  and the corresponding entries be  $\{(v'_1, v'_2, \dots, v'_l)\}$ . Then, for the given  $\vec{D}_j$ ,  $\vec{e}$  will appear in all the columns  $A_i \in \mathcal{A}$  such that  $d(\vec{D}_j(\vec{\psi}(A_i)), \vec{\varphi}(A_i)) = k$  and  $\{(u'_1, v'_1), (u'_2, v'_2), \dots, (u'_l, v'_l)\} \subset A_i$ . It is hard to find the exact number of occurrence of a given  $\vec{e}$  in a row corresponding to a  $\vec{D}_j$ . By Theorem 7, the number of blocks  $A_i \in \mathcal{A}$  which contain  $\{(u'_1, v'_1), (u'_2, v'_2), \dots, (u'_l, v'_l)\}$  is  $\frac{q^{t-l} \binom{m-l}{t-l}}{\binom{k-l}{t-l}}$ . Therefore,  $\alpha(\vec{e})$  can be at most  $\frac{q^{t-l} \binom{m-l}{t-l}}{\binom{k-l}{t-l}}$ . Thus, the number of non-star entries  $S$  is at most  $\frac{(q^m - q^s) q^{t-l} \binom{m-l}{t-l}}{\binom{k-l}{t-l}}$ .

From (9), it can be seen that the non-star entries in each column  $A_i \in \mathcal{A}$  occur in those rows  $(\vec{D}_j, \mathcal{T})$  such that

$d(\vec{D}_j(\vec{\psi}(A_i)), \vec{\varphi}(A_i)) = k$ . For any given  $A_i \in \mathcal{A}$ , by the property of orthogonal array, the number of possible  $\vec{D}_j$  for which  $d(\vec{D}_j(\vec{\psi}(A_i)), \vec{\varphi}(A_i)) = k$  is  $(q-1)^k q^{s-k}$ . For each  $\vec{D}_j$ , there are  $\binom{k}{l}$  rows of  $\mathbf{Q}$  indexed  $(\vec{D}_j, \mathcal{T})$ . Therefore, each column has  $(q-1)^k q^{s-k} \binom{k}{l}$  non-star entries. That is, the number of stars in each column of  $\mathbf{Q}$  is  $Z = (q^s - (q-1)^k q^{s-k}) \binom{k}{l}$ . Thus C1 of DPDA definition holds. C2 is obvious by construction.

Next we prove by contradiction, that a given non-star entry cannot appear more than once in a column. Assume that  $\vec{e}_{\alpha(\vec{e})}$  appears twice in a column  $A_i$  in the rows  $(\vec{D}_j, \mathcal{T})$  and  $(\vec{D}_{j'}, \mathcal{T}')$ . Then by (9),  $d(\vec{D}_j(\vec{\psi}(A_i)), \vec{\varphi}(A_i)) = d(\vec{D}_{j'}(\vec{\psi}(A_i)), \vec{\varphi}(A_i)) = k$ . By (10),  $d(\vec{D}_j, \vec{e}) = d(\vec{D}_{j'}, \vec{e}) = l$ ,  $\vec{e}(\vec{\psi}(A_i))(\mathcal{T}) = \vec{\varphi}(A_i)(\mathcal{T})$  and  $\vec{e}(\vec{\psi}(A_i))(\mathcal{T}') = \vec{\varphi}(A_i)(\mathcal{T}')$ . That is,  $\vec{e}(\vec{\psi}(A_i))(\mathcal{T} \cup \mathcal{T}') = \vec{\varphi}(A_i)(\mathcal{T} \cup \mathcal{T}')$ . If  $\mathcal{T} = \mathcal{T}'$ , then we get  $d(\vec{D}_j, \vec{D}_{j'}) = l < d_{\min}(\mathcal{D})$ , which is a contradiction. If  $\mathcal{T} \neq \mathcal{T}'$ , then  $|\mathcal{T} \cup \mathcal{T}'| > l$ . Therefore,  $\vec{e}(\vec{\psi}(A_i))(\mathcal{T} \cup \mathcal{T}') = \vec{\varphi}(A_i)(\mathcal{T} \cup \mathcal{T}')$  implies either  $d(\vec{D}_j(\vec{\psi}(A_i)), \vec{\varphi}(A_i)) < k$  or  $d(\vec{D}_j, \vec{e}) > l$ , both of which are contradictions. Thus  $\vec{e}_{\alpha(\vec{e})}$  appear only once in a given column  $A_i$ . Since  $\alpha(\vec{e})$  denotes the occurrence number of  $\vec{e}$  in  $\mathbf{Q}$  from top to bottom and left to right for a given  $\vec{D}_j$ ,  $\vec{e}_{\alpha(\vec{e})}$  cannot appear more than once in a row  $(\vec{D}_j, \mathcal{T})$ . Thus C3.(a) of DPDA definition holds.

Consider two non-star entries  $Q_{(\vec{D}_j, \mathcal{T}), A_i}, Q_{(\vec{D}_{j'}, \mathcal{T}'), A_{i'}}$  with  $(\vec{D}_j, \mathcal{T}) \neq (\vec{D}_{j'}, \mathcal{T}')$  and  $A_i \neq A_{i'}$ , such that  $Q_{(\vec{D}_j, \mathcal{T}), A_i} = Q_{(\vec{D}_{j'}, \mathcal{T}'), A_{i'}} = \vec{e}_{\alpha(\vec{e})}$ . Then by (9) and (10) we have,  $d(\vec{D}_j(\vec{\psi}(A_i)), \vec{\varphi}(A_i)) = d(\vec{D}_{j'}(\vec{\psi}(A_{i'})), \vec{\varphi}(A_{i'})) = k$ ,  $d(\vec{D}_j, \vec{e}) = d(\vec{D}_{j'}, \vec{e}) = l$ ,  $\vec{e}(\vec{\psi}(A_i))(\mathcal{T}) = \vec{\varphi}(A_i)(\mathcal{T})$  and  $\vec{e}(\vec{\psi}(A_{i'}))(\mathcal{T}') = \vec{\varphi}(A_{i'})(\mathcal{T}')$ . If  $(\vec{\psi}(A_i)(\mathcal{T}), \vec{\varphi}(A_i)(\mathcal{T})) = (\vec{\psi}(A_{i'})(\mathcal{T}'), \vec{\varphi}(A_{i'})(\mathcal{T}'))$ , then similar to the proof of condition C3.(a), we get  $d(\vec{D}_j(\vec{\psi}(A_{i'})), \vec{\varphi}(A_{i'})) < k$  and  $d(\vec{D}_{j'}(\vec{\psi}(A_i)), \vec{\varphi}(A_i)) < k$ . Then by (9),  $Q_{(\vec{D}_j, \mathcal{T}), A_{i'}} = *$  and  $Q_{(\vec{D}_{j'}, \mathcal{T}'), A_i} = *$ . If  $\vec{\psi}(A_i)(\mathcal{T}) \neq \vec{\psi}(A_{i'})(\mathcal{T}')$  and  $\vec{\varphi}(A_i)(\mathcal{T}) \neq \vec{\varphi}(A_{i'})(\mathcal{T}')$ , then by (10),  $\vec{e}$  cannot be the same at  $Q_{(\vec{D}_j, \mathcal{T}), A_i}$  and  $Q_{(\vec{D}_{j'}, \mathcal{T}'), A_{i'}}$ . Now consider the case when  $\vec{\psi}(A_i)(\mathcal{T}) \neq \vec{\psi}(A_{i'})(\mathcal{T}')$ . Since  $\vec{\psi}(A_i)(\mathcal{T}) \neq \vec{\psi}(A_{i'})(\mathcal{T}')$ , there exist some  $u_l$  and  $u_{l'}$ , where  $l, l' \in [k]$ , such that  $u_l \in \vec{\psi}(A_i)(\mathcal{T}) \setminus \vec{\psi}(A_{i'})(\mathcal{T}')$  and  $u_{l'} \in \vec{\psi}(A_{i'})(\mathcal{T}') \setminus \vec{\psi}(A_i)(\mathcal{T})$ . Then, by (10),  $e_{u_l} = v_l = \vec{D}_{j'}(u_l)$  and  $e_{u_{l'}} = v_{l'} = \vec{D}_j(u_{l'})$ . Since  $v_l = \vec{D}_{j'}(u_l)$  and  $v_{l'} = \vec{D}_j(u_{l'})$ ,  $d(\vec{D}_{j'}(\vec{\psi}(A_i)), \vec{\varphi}(A_i)) < k$  and  $d(\vec{D}_j(\vec{\psi}(A_{i'})), \vec{\varphi}(A_{i'})) < k$ . Then by (9),  $Q_{(\vec{D}_{j'}, \mathcal{T}'), A_i} = *$  and  $Q_{(\vec{D}_j, \mathcal{T}), A_{i'}} = *$ . Thus C3.(b) of DPDA definition holds.

We define the mapping  $\phi$  from the non-star entries  $\vec{e}_{\alpha(\vec{e})}$  to the users  $\{U_{A_{i'}} : A_{i'} \in \mathcal{A}\}$  as  $\{\phi(\vec{e}_{\alpha(\vec{e})}) = U_{A_{i'}} : \vec{e}(\vec{\psi}(A_{i'}))(\mathcal{Y}) \subseteq \vec{\varphi}(A_{i'})\}$ , for some  $\mathcal{Y} \in \binom{[k]}{t}$ . In other words, for  $\vec{e} = (e_1, e_2, \dots, e_m)$ ,  $\phi(\vec{e}_{\alpha(\vec{e})})$  are those blocks  $U_{A_{i'}}$  which contains any of the  $t$ -set of points among the points  $\{(1, e_1), (2, e_2), \dots, (m, e_m)\}$ . By definition of  $t$ -GDD, every  $t$ -set of points from  $t$  distinct groups is in exactly

$\lambda = 1$  block. Therefore, for any non-star entry, there exist users with the above mapping, and at most there will be  $\binom{m}{t}$  such users. When  $k = t$ , for each non-star entry, there are exactly  $\binom{m}{t}$  users satisfying this condition. If  $\vec{e}(\vec{\psi}(A_{i'}))(\mathcal{Y}) \subseteq \vec{\varphi}(A_{i'})$ , then  $d(\vec{e}(\vec{\psi}(A_{i'})), \vec{\varphi}(A_{i'})) \leq k - t$ . Let  $Q_{(\vec{D}_j, \mathcal{T}), A_i} = \vec{e}_{\alpha(\vec{e})}$ . Then by (10),  $d(\vec{D}_j, \vec{e}) = d(\vec{D}_j(\vec{\psi}(A_i))(\mathcal{T}), \vec{e}(\vec{\psi}(A_i))(\mathcal{T})) = l$ . Thus,  $d(\vec{D}_j(\vec{\psi}(A_{i'})), \vec{\varphi}(A_{i'})) \leq d(\vec{D}_j(\vec{\psi}(A_{i'})), \vec{e}(\vec{\psi}(A_{i'}))) + d(\vec{e}(\vec{\psi}(A_{i'})), \vec{\varphi}(A_{i'})) \leq d(\vec{D}_j, \vec{e}) + k - t = l + k - t < k$ , since  $l < t$ . Therefore by (9),  $Q_{(\vec{D}_j, \mathcal{T}), A_{i'}} = *$ . Thus C4 of DPDA definition holds. Therefore,  $\mathbf{Q}$  is a  $\left(\binom{m}{t} q^t, q^s \binom{k}{l}, (q^s - (q-1)^k q^{s-k}) \binom{k}{l}, S\right)$  DPDA, where  $S \leq \frac{(q^m - q^s) q^{t-l} \binom{m-l}{t-l}}{\binom{k-l}{t-l}}$ . ■

## APPENDIX D

### COMPUTATION OF EXACT VALUE OF $S$ IN CLAIM 2

The values  $\alpha(\vec{e})$  takes can be exactly found when  $k = t$ . When  $k = t$ , the columns  $A_i \in \mathcal{A}$  such that  $d(\vec{D}_j(\vec{\psi}(A_i)), \vec{\varphi}(A_i)) = k$  is noting but the blocks of a  $t - (m, q-1, t, 1)$  GDD. Therefore, the number of non-star entries in a given row is  $(q-1)^t \binom{m}{t}$ . In this, the blocks  $A_i$  such that  $\{(u'_1, v'_1), (u'_2, v'_2), \dots, (u'_l, v'_l)\} \subset A_i$ , by Theorem 7, is  $(q-1)^{t-l} \binom{m-l}{t-l}$ . Therefore,  $\alpha(\vec{e}) \in [(q-1)^{t-l} \binom{m-l}{t-l}]$ . By Lemma2 and (10),  $d(\vec{D}_j, \vec{e}) = l < d_{\min}(\mathbf{D})$ . Therefore,  $\vec{e}$  will not be any of the  $q^s$  rows of  $\mathbf{D}$ . When  $k = t$  and  $s = m-1$ , for  $l = 1$ , it is obvious that for any  $\vec{e}$ , there exist a  $\vec{D}_j$  such that  $d(\vec{D}_j, \vec{e}) = 1$ . Therefore, the number of distinct vectors  $\vec{e}$  in  $\mathbf{Q}$  is equal to  $q^m - q^{m-1}$ . Thus,  $S = (q^m - q^{m-1})(q-1)^{t-1} \binom{m-1}{t-1} = q^{m-1}(q-1)^t \binom{m-1}{t-1}$ .

Now for  $k = t$  and  $s = m - t + 1$  with  $s > t$ , we find the exact number of possible vectors  $\vec{e}$  in  $\mathbf{Q}$ , using the proof technique used in [28]. When  $s = m - t + 1$ , i.e.  $m - s = t - 1$ , consider  $l = m - s$ . A vector  $\vec{e}$  appears in  $\mathbf{Q}$  if and only if there exist a row  $\vec{D}_j$  such that  $d(\vec{D}_j, \vec{e}) = l = m - s$ . By Theorem 6, the  $m - t + 1 - (q, m, 1)$  OA is equivalent to a  $[m, m - t + 1]_q$  MDS code. Therefore, by Lemma 3, we have  $\bigcup_{\vec{D}_j \in \mathcal{D}} \mathcal{E}_{\mathcal{D}}(\vec{D}_j, t-1) = \bigcup_{\vec{D}_j \in \mathcal{D}} \{\vec{e} \in \mathbb{F}_q^m \mid d(\vec{e}, \vec{D}_j) \leq t-1\} = \mathbb{F}_q^m$ . Therefore, for any vector  $\vec{e}$ , there exist a  $\vec{D}_j$  satisfying  $0 < d(\vec{e}, \vec{D}_j) \leq t-1$ . If  $d(\vec{e}, \vec{D}_j) = t-1 = l$ ,  $\vec{e}$  appears in  $\mathbf{Q}$ . If  $0 < d(\vec{e}, \vec{D}_j) < t-1$ , since  $s > t$ , then there exist a vector  $\vec{e}'$  satisfying (i)  $d(\vec{e}', \vec{D}_j) = t-1$  and (ii)  $\vec{e}$  is located on the line generated by  $\vec{D}_j$  and  $\vec{e}'$ . That is,  $\vec{e} = \alpha \vec{D}_j + \beta \vec{e}'$  for some  $\alpha, \beta \in \mathbb{F}_q$ . Therefore,  $\vec{e} = (\alpha + \beta) \vec{D}_j + \beta(\vec{e}' - \vec{D}_j)$  and that implies,  $d(\vec{e}, (\alpha + \beta) \vec{D}_j) = d(\beta \vec{e}', \beta \vec{D}_j) = t-1$ . Since  $(\alpha + \beta) \vec{D}_j \in \mathcal{D}$ ,  $\vec{e}$  appears in  $\mathbf{Q}$ . Therefore, the number of distinct vectors  $\vec{e}$  in  $\mathbf{Q}$  is equal to  $q^m - q^{m-t+1}$ . For  $k = t$  and  $l = t-1$ ,  $\alpha(\vec{e}) \in [(q-1)(m-t+1)]$ . Therefore,  $S = (q^m - q^{m-t+1})(q-1)(m-t+1)$ . ■

APPENDIX E  
PROOF OF COROLLARY 6

For positive integers  $t, m$  and  $n$  such that  $t \leq m < n$ , taking every  $m$ -subset of a  $n$ -set results in a  $t - \binom{n-t}{m-t}$  design. Therefore, for a positive integer  $k \leq \frac{n}{2}$ ,  $m = k$  and  $t = k - 1$ , a  $(k - 1) - (n, k, n - k + 1)$  design is obtained. For this design, Corollary 3 gives a  $\left( \binom{n}{k}, \binom{n}{i} \binom{k}{i+1}, \left( \binom{n}{i} - \binom{n-k}{i} \right) \binom{k}{i+1}, \binom{n}{k-1} \binom{n-k+1}{i+1} \right)$  DPDA, for  $i \in [k - 2]$ . This DPDA results in a  $\left( \binom{n}{k}, M, N \right)$  D2D coded caching scheme with  $\frac{M}{N} = 1 - \frac{\binom{n-k}{i}}{\binom{n}{i}}$  and  $R = \frac{\binom{n-i}{k-i}}{\binom{k-i}{i}}$ . For  $k \leq \frac{n}{2}$ ,  $m = n - k$  and  $t = k - 1$ , a  $(k - 1) - (n, n - k, \binom{n-k+1}{k})$  design is obtained. For this design, Corollary 3 gives a  $\left( \binom{n}{k}, \binom{n}{j} \binom{n-k}{k-j-1}, \left( \binom{n}{j} - \binom{k}{j} \right) \binom{n-k}{k-j-1}, \binom{n}{k-1} \binom{n-k+1}{k-j} \right)$  DPDA, for  $j \in [\min(n - k - 2, k)]$ . This DPDA results in a  $\left( \binom{n}{k}, M, N \right)$  D2D coded caching scheme with  $\frac{M}{N} = 1 - \frac{\binom{k}{j}}{\binom{n}{j}}$  and  $R = \frac{\binom{n-j}{k-j}}{\binom{k-1}{j}}$ . ■

APPENDIX F  
PROOF OF CLAIM 3

The number of users  $K$  is equal to the number of columns in the array  $\mathbf{P}$  and therefore,  $K = q^{m-1}$ . The subpacketization level  $F$  is equal to the number of rows in the array  $\mathbf{P}$  and therefore,  $F = \binom{m}{t} q^t$ . From (12), it can be seen that the non-star entries in each column  $\vec{D}_j, j \in [q^{m-1}]$  occur in those rows  $A \in \mathcal{A}$  such that  $d(\vec{D}_j(\vec{\psi}(A_i)), \vec{\varphi}(A_i)) = t$ . It is known that  $\mathcal{A}$  is the collection of all  $t$ -set of points selected from  $t$  distinct groups among the  $m$  groups. Let  $\vec{D}_j = (d_1, d_2, \dots, d_m)$ , where  $d_i \in [q], \forall i \in [m]$ . Then in the column  $\vec{D}_j$ , the non-star entries occur in those rows  $A \in \mathcal{A}$  which does not contain any of the points  $\{(1, d_1), (2, d_2), \dots, (m, d_m)\}$ . Therefore, each column has  $\binom{m}{t} (q-1)^t$  non-star entries. That is, the number of stars in each column of  $\mathbf{P}$  is  $Z = \binom{m}{t} q^t - \binom{m}{t} (q-1)^t$ . Thus  $C1$  of DPDA definition holds.  $C2$  is obvious by construction.

Since  $\alpha(\vec{e})$  denotes the occurrence number of  $\vec{e}$  from left to right in a given row  $A_i$ , a non-star entry  $\vec{e}_{\alpha(\vec{e})}$  appears only once in a given row  $A_i$ . Consider two non-star entries  $P_{A_i, \vec{D}_j}$  and  $P_{A_{i'}, \vec{D}_j}$  appearing in a column  $\vec{D}_j$ , where  $i \neq j$ . By definition of  $t$ -GDD, each  $t$ -set of points from  $t$  distinct groups is in exactly  $\lambda = 1$  block and since  $|A| = t \forall A \in \mathcal{A}$ , each row  $A$  is distinct. Therefore, if  $\vec{\psi}(A_i) = \vec{\psi}(A_{i'})$ , then  $\vec{\varphi}(A_i) \neq \vec{\varphi}(A_{i'})$ . Thus, by (12) and (13),  $P_{A_i, \vec{D}_j} \neq P_{A_{i'}, \vec{D}_j}$ . If  $\vec{\psi}(A_i) \neq \vec{\psi}(A_{i'})$ , there exist some  $u_l$ , where  $l \in [t]$ , such that  $u_l \in \vec{\psi}(A_i) \setminus \vec{\psi}(A_{i'})$ . Then, by (13),  $P_{A_i, \vec{D}_j}(u_l) = \vec{\varphi}(A_i)(u_l)$  and  $P_{A_{i'}, \vec{D}_j}(u_l) = \vec{D}_j(u_l)$ . Since  $d(\vec{D}_j(\vec{\psi}(A_i)), \vec{\varphi}(A_i)) = t$ ,  $\vec{\varphi}(A_i)(u_l) \neq \vec{D}_j(u_l)$ . Therefore,  $P_{A_i, \vec{D}_j} \neq P_{A_{i'}, \vec{D}_j}$ . That means, a given a non-star entry  $\vec{e}_\alpha$  cannot appear more than once in a column. Thus  $C3(a)$  of PDA definition holds.

Consider two non-star entries  $P_{A_i, \vec{D}_j}, P_{A_{i'}, \vec{D}_{j'}}$  with  $\vec{D}_j \neq \vec{D}_{j'}$  and  $A_i \neq A_{i'}$ , such that  $P_{A_i, \vec{D}_j} = P_{A_{i'}, \vec{D}_{j'}}$ . By definition of  $t$ -GDD, each  $t$ -set of points from  $t$  distinct

groups is in exactly  $\lambda = 1$  block. If  $\vec{\psi}(A_i) = \vec{\psi}(A_{i'})$ , then  $\vec{\varphi}(A_i) \neq \vec{\varphi}(A_{i'})$ . Thus, by (12) and (13),  $P_{A_i, \vec{D}_j} \neq P_{A_{i'}, \vec{D}_{j'}}$ , which is a contradiction. Therefore,  $\vec{\psi}(A_i) \neq \vec{\psi}(A_{i'})$ . Since  $\vec{\psi}(A_i) \neq \vec{\psi}(A_{i'})$ , there exist some  $u_l$  and  $u_{l'}$ , where  $l, l' \in [k]$ , such that  $u_l \in \vec{\psi}(A_i) \setminus \vec{\psi}(A_{i'})$  and  $u_{l'} \in \vec{\psi}(A_{i'}) \setminus \vec{\psi}(A_i)$ . Then, by (13),  $e_{u_l} = \vec{\varphi}(A_i)(u_l)$ ,  $e_{u_{l'}} = \vec{D}_{j'}(u_{l'})$  and  $e_{u_{l'}} = \vec{\varphi}(A_{i'})(u_{l'})$ ,  $e_{u_{l'}} = \vec{D}_j(u_l)$ . Since  $\vec{\varphi}(A_i)(u_l) = \vec{D}_{j'}(u_{l'})$  and  $\vec{\varphi}(A_{i'})(u_{l'}) = \vec{D}_j(u_l)$ , by (12),  $P_{A_i, \vec{D}_j} = \star$  and  $P_{A_{i'}, \vec{D}_{j'}} = \star$ . Thus  $C3(b)$  of PDA definition holds.

We define the mapping  $\phi$  from the non-star entries  $\vec{e}_{\alpha(\vec{e})}$  to the users denoted by the rows of  $\mathcal{D}$ , i.e.,  $\{\vec{D}_j, j \in [q^{m-1}]\}$  as  $\{\phi(\vec{e}_{\alpha(\vec{e})}) = \vec{D}_j : d(\vec{D}_j, \vec{e}) \leq 1\}$ . By Theorem 6, the  $m - 1 - (q, m, 1)$  OA is equivalent to a  $[m, m - 1]_q$  MDS code  $\mathcal{C}$ , where the codewords in  $\mathcal{C}$  are the rows of  $\mathbf{D}$ . That is  $\{\vec{D}_j \in \mathcal{C}, j \in [q^{m-1}]\}$ . Consider a non-star entry  $\vec{e}_{\alpha(\vec{e})}$ . If  $\vec{e} \in \mathcal{C}$ , then there exist a row  $\vec{D}_j = \vec{e}$  and therefore  $d(\vec{D}_j, \vec{e}) = 0$ . If  $\vec{e} \notin \mathcal{C}$ , then for every  $\vec{e} \notin \mathcal{C}$ , there exist at least one codeword  $\vec{D}_j \in \mathcal{C}$  such that  $d(\vec{D}_j, \vec{e}) = 1$ , since  $\mathcal{C}$  is a  $[m, m - 1]_q$  MDS code. Therefore, corresponding to every non-star entry there exist a user mapping. Consider the row in which  $\vec{e}_{\alpha(\vec{e})}$  appear to be  $A_i$ . Then by (13),  $\vec{e}(\vec{\psi}(A_i)) = \vec{\varphi}(A_i)$ . Therefore,  $d(\vec{D}_j(\vec{\psi}(A_i)), \vec{\varphi}(A_i)) = d(\vec{D}_j(\vec{\psi}(A_i)), \vec{e}(\vec{\psi}(A_i))) \leq d(\vec{D}_j, \vec{e}) \leq 1 < t$ . Since,  $d(\vec{D}_j(\vec{\psi}(A_i)), \vec{\varphi}(A_i)) < t$ , by (12),  $P_{A_i, \vec{D}_j} = \star$ . Thus  $C4$  of DPDA definition holds.

Now we calculate the number of distinct non-star entries  $S$  in  $\mathbf{P}$ , using the proof technique used in [28]. We say  $\vec{e}$  occurs in  $\mathbf{P}$  if  $\vec{e}_{\alpha(\vec{e})}$  occurs in  $\mathbf{P}$ . First we will show that, for each  $\vec{e}$  in  $\mathbf{P}$ ,  $\vec{e}$  occurs in exactly  $\binom{m}{t}$  rows and the number of times in each row that  $\vec{e}$  occurs is the same. A vector  $\vec{e} = (e_1, e_2, \dots, e_m)$  will occur in those rows  $A_i \in \mathcal{A}$  such that, for any  $\tau \in \binom{[m]}{t}$ ,  $\vec{\psi}(A_i) = \tau$  and  $\vec{\varphi}(A_i) = \vec{e}(\tau)$ . For each  $\tau$ , there is exactly one such row  $A_i$  and therefore,  $\vec{e}$  occurs in exactly  $\binom{m}{t}$  rows. For a fixed row  $A_i$ , the collection of columns in which  $\vec{e}$  occurs is denoted by  $\mathcal{D}_{A_i, \vec{e}}$ , i.e.,  $\mathcal{D}_{A_i, \vec{e}} = \{\vec{D}_j : \vec{D}_j([m] \setminus \vec{\psi}(A_i)) = \vec{e}([m] \setminus \vec{\psi}(A_i)) \text{ and } \vec{D}_j(\vec{\psi}(A_i)) \neq \vec{e}(\vec{\psi}(A_i))\}$ . By (13), the same  $\vec{e}$  cannot occur in a row  $A_{i'}$  such that  $\vec{\psi}(A_i) = \vec{\psi}(A_{i'})$ . Therefore, consider another fixed row  $A_{i'}$  such that  $|\vec{\psi}(A_i) \cap \vec{\psi}(A_{i'})| = t - 1$ . For this row  $A_{i'}$ , the collection of columns in which  $\vec{e}$  occurs is denoted by  $\mathcal{D}_{A_{i'}, \vec{e}}$ , i.e.,  $\mathcal{D}_{A_{i'}, \vec{e}} = \{\vec{D}_j : \vec{D}_j([m] \setminus \vec{\psi}(A_{i'})) = \vec{e}([m] \setminus \vec{\psi}(A_{i'})) \text{ and } \vec{D}_j(\vec{\psi}(A_{i'})) \neq \vec{e}(\vec{\psi}(A_{i'}))\}$ . Let  $\vec{\psi}(A_i) \setminus \vec{\psi}(A_{i'}) = u$  and  $\vec{\psi}(A_{i'}) \setminus \vec{\psi}(A_i) = u'$ , then clearly  $u \neq u'$ . Since  $(\mathcal{Y}, \mathbf{D})$  is a  $(m - 1) - (q, m, 1)$  OA and  $\vec{D}_j, \forall j \in [q^{m-1}]$  are the rows of  $\mathbf{D}$ , we can define a mapping  $\phi$  from  $\mathcal{D}_{A_i, \vec{e}}$  to  $\mathcal{D}_{A_{i'}, \vec{e}}$  as  $\phi(\vec{D}_j) = \vec{D}_{j'}$ , where  $\vec{D}_j \in \mathcal{D}_{A_i, \vec{e}}, \vec{D}_{j'} \in \mathcal{D}_{A_{i'}, \vec{e}}, \vec{D}_{j'}(l) = \vec{D}_j(l)$  for  $l \in [m] \setminus \{u, u'\}$  and  $\vec{D}_{j'}(u) = e_u$ . Let  $\mathbf{D}(\tau)$  denotes the subarray obtained by taking only the columns of  $\mathbf{D}$  with column index  $k \in \tau$ . Since every row vector in  $[q]^{m-1}$  occurs exactly once in subarray  $\mathbf{D}([m] \setminus \{u'\})$ , there is only one row vector  $\vec{D}_{j'} \in \mathbf{D}$  corresponding to  $\vec{D}_j$ . Moreover, we can show that  $\vec{D}_{j'}(u') \neq e_{u'}$ , which implies  $\vec{D}_{j'} \in \mathcal{D}_{A_{i'}, \vec{e}}$ . Suppose

that  $\vec{D}_{j'}(u') = e_{u'}$ , then the  $(m-1)$  dimensional vector  $\vec{D}_j([m] \setminus \{u\})$  would appear at least twice in  $\mathbf{D}([m] \setminus \{u\})$ , contradicting the fact that  $(\mathcal{Y}, \mathbf{D})$  is a  $(m-1) - (g, m, 1)$  OA. Hence,  $\phi$  defines an injective mapping from  $\mathcal{D}_{A_i, \vec{e}}$  to  $\mathcal{D}_{A_{i'}, \vec{e}}$ . Therefore,  $|\mathcal{D}_{A_i, \vec{e}}| \leq |\mathcal{D}_{A_{i'}, \vec{e}}|$ . Similarly, we can show that  $|\mathcal{D}_{A_{i'}, \vec{e}}| \leq |\mathcal{D}_{A_i, \vec{e}}|$ . Therefore,  $|\mathcal{D}_{A_i, \vec{e}}| = |\mathcal{D}_{A_{i'}, \vec{e}}|$ , which implies that  $\vec{e}$  occurs the same number of times in rows  $A_i$  and  $A_{i'}$ . For any other row  $A_{i''}$  in which  $\vec{e}$  occurs, we can find a sequence  $\vec{\psi}(A_0), \vec{\psi}(A_1), \dots, \vec{\psi}(A_k)$ , such that  $\vec{\psi}(A_0) = \vec{\psi}(A_i)$ ,  $\vec{\psi}(A_k) = \vec{\psi}(A_{i''})$  and  $|\vec{\psi}(A_j) \cap \vec{\psi}(A_{j+1})| = t-1$  for  $0 \leq j \leq k-1$ . Therefore,  $\vec{e}$  occurs the same number of times in rows  $A_i$  and  $A_{i''}$ .

Since  $\vec{e}$  occurs in exactly  $\binom{m}{t}$  rows and the number of times in each row that  $\vec{e}$  occurs is the same, a non-star entry  $\vec{e}_{\alpha(\vec{e})}$  occurs exactly  $\binom{m}{t}$  times in  $\mathbf{P}$ . Therefore,  $S = \frac{K(F-Z)}{\binom{m}{t}} = \frac{q^{m-1} \binom{m}{t} (q-1)^t}{\binom{m}{t}} = q^{m-1} (q-1)^t$ . Therefore,  $\mathbf{P}$  is a  $(q^{m-1}, \binom{m}{t} q^t, (q^t - (q-1)^t) \binom{m}{t}, (q-1)^t q^{m-1})$  DPDA. ■

## REFERENCES

- [1] Ericsson mobility report-June 2024. Available on: <https://www.ericsson.com/en/reports-and-papers/mobility-report/reports/june-2024>
- [2] M. A. Maddah-Ali and U. Niesen, "Fundamental Limits of Caching," in IEEE Transactions on Information Theory, vol. 60, no. 5, pp. 2856-2867, May 2014.
- [3] Q. Yu, M. A. Maddah-Ali and A. S. Avestimehr, "The Exact Rate-Memory Tradeoff for Caching With Uncoded Prefetching," in IEEE Transactions on Information Theory, vol. 64, no. 2, pp. 1281-1296, Feb. 2018.
- [4] Q. Yan, M. Cheng, X. Tang and Q. Chen, "On the Placement Delivery Array Design for Centralized Coded Caching Scheme," in IEEE Transactions on Information Theory, vol. 63, no. 9, pp. 5821-5833, Sept. 2017.
- [5] M. Ji, G. Caire and A. F. Molisch, "Fundamental Limits of Caching in Wireless D2D Networks," in IEEE Transactions on Information Theory, vol. 62, no. 2, pp. 849-869, Feb. 2016.
- [6] Ç. Yapar, K. Wan, R. F. Schaefer and G. Caire, "On the Optimality of D2D Coded Caching With Uncoded Cache Placement and One-Shot Delivery," in IEEE Transactions on Communications, vol. 67, no. 12, pp. 8179-8192, Dec. 2019.
- [7] J. Wang, M. Cheng, Q. Yan and X. Tang, "Placement Delivery Array Design for Coded Caching Scheme in D2D Networks," in IEEE Transactions on Communications, vol. 67, no. 5, pp. 3388-3395, May 2019.
- [8] J. Li and Y. Chang, "New Constructions of D2D Placement Delivery Arrays," in IEEE Communications Letters, vol. 27, no. 1, pp. 85-89, Jan. 2023.
- [9] Rashid Ummer N.T., and B. Sundar Rajan. "D2D Coded Caching from Two Classes of Optimal DPDA's using Cross Resolvable Designs", Available on arXiv: 2409.14350 [cs.IT], Sep 2024.
- [10] J. Hachem, N. Karamchandani and S. N. Diggavi, "Coded Caching for Multi-level Popularity and Access," in IEEE Transactions on Information Theory, vol. 63, no. 5, pp. 3108-3141, May 2017.
- [11] K. S. Reddy and N. Karamchandani, "Rate-Memory Trade-off for Multi-access Coded Caching with Uncoded Placement," 2019 IEEE International Symposium on Information Theory (ISIT), Paris, France, 2019, pp. 1232-1236.
- [12] M. Cheng, K. Wan, D. Liang, M. Zhang and G. Caire, "A Novel Transformation Approach of Shared-Link Coded Caching Schemes for Multiaccess Networks," in IEEE Transactions on Communications, vol. 69, no. 11, pp. 7376-7389, Nov. 2021.
- [13] S. Sasi and B. S. Rajan, "Multi-Access Coded Caching Scheme With Linear Sub-Packetization Using PDAs," in IEEE Transactions on Communications, vol. 69, no. 12, pp. 7974-7985, Dec. 2021.
- [14] P. N. Muralidhar, D. Katyal and B. S. Rajan, "Maddah-Ali-Niesen Scheme for Multi-access Coded Caching," 2021 IEEE Information Theory Workshop (ITW), Kanazawa, Japan, 2021, pp. 1-6.
- [15] D. Katyal, P. N. Muralidhar and B. S. Rajan, "Multi-Access Coded Caching Schemes From Cross Resolvable Designs," in IEEE Transactions on Communications, vol. 69, no. 5, pp. 2997-3010, May 2021.
- [16] P. N. Muralidhar, D. Katyal and B. S. Rajan, "Improved Multi-access Coded Caching Schemes From Cross Resolvable Designs," 2021 IEEE Information Theory Workshop (ITW), Kanazawa, Japan, 2021, pp. 1-6.
- [17] P. N. Muralidhar and B. S. Rajan, "Multi-access Coded Caching from a New Class of Cross Resolvable Designs," 2021 IEEE International Symposium on Information Theory (ISIT), Melbourne, Australia, 2021, pp. 855-860.
- [18] Cheng, Minquan, Kai Wan, Petros Elia, and Giuseppe Caire, "Coded Caching Schemes for Multiaccess Topologies via Combinatorial Design", Available on arXiv: 2310.20239 [cs.IT], Oct 2023.
- [19] X. Wu, M. Cheng, L. Chen, R. Wu and S. Chen, "D2D Assisted Coded Caching Design for Multi-Access Networks," in IEEE Wireless Communications Letters, vol. 13, no. 10, pp. 2702-2706, Oct. 2024.
- [20] K. Vaidya and B. S. Rajan, "Cache-Aided Multi-User Private Information Retrieval Using PDAs," in IEEE Transactions on Communications, vol. 72, no. 2, pp. 991-1004, Feb. 2024.
- [21] Stinson, Douglas Robert. Combinatorial designs: constructions and analysis. Vol. 480. New York: Springer, 2004.
- [22] C. J. Colbourn and J. H. Dinitz, Handbook of combinatorial designs. CRC press, 2006.
- [23] Ray-Chaudhuri, Dijen K., and Richard M. Wilson. "On  $t$ -designs", Osaka J. Math. 12, no.1, pp.737-744, 1975.
- [24] Trung, Tran van. "Constructions for  $t$ -designs and  $s$ -resolvable  $t$ -designs." Designs, Codes and Cryptography, pp.1-12, Jun 2024.
- [25] Hanani, H., Ray-Chaudhuri, D.K. and Wilson, R.M., On resolvable designs. Discrete Mathematics, 3(4), pp.343-357, 1972.
- [26] L. Tang and A. Ramamoorthy, "Coded Caching Schemes With Reduced Subpacketization From Linear Block Codes," in IEEE Transactions on Information Theory, vol. 64, no. 4, pp.3099-3120, April 2018.
- [27] X. Wu, M. Cheng, C. Li and L. Chen, "Design of Coded Caching Schemes through Proper Orthogonal Arrays," 2022 IEEE International Symposium on Information Theory (ISIT), Espoo, Finland, 2022, pp. 1306-1311.
- [28] M. Cheng, J. Wang, X. Zhong and Q. Wang, "A Framework of Constructing Placement Delivery Arrays for Centralized Coded Caching," in IEEE Transactions on Information Theory, vol. 67, no. 11, pp. 7121-7131, Nov. 2021.
- [29] Mohácsy, Hedvig. "The asymptotic existence of group divisible designs of large order with index one", Journal of Combinatorial Theory, Series A 118, no.7, pp.1915-1924, 2011.
- [30] Liu, Sijia, Yue Han, Lijun Ma, Lidong Wang, and Zihong Tian. "A generalization of group divisible  $t$ -designs." Journal of Combinatorial Designs 31, no. 11, pp.575-603, 2023.
- [31] C. Shangguan, Y. Zhang and G. Ge, "Centralized Coded Caching Schemes: A Hypergraph Theoretical Approach," in IEEE Transactions on Information Theory, vol. 64, no. 8, pp. 5755-5766, Aug. 2018.
- [32] M. Cheng, J. Jiang, Q. Yan and X. Tang, "Constructions of Coded Caching Schemes With Flexible Memory Size," in IEEE Transactions on Communications, vol. 67, no. 6, pp. 4166-4176, June 2019.