
Decomposing Interventional Causality into Synergistic, Redundant, and Unique Components

Abel Jansma^{1,2,3}

¹Dutch Institute for Emergent Phenomena, University of Amsterdam, Amsterdam, NL

²Institute of Physics, University of Amsterdam, Amsterdam, NL

³Institute for Logic, Language and Computation, University of Amsterdam, Amsterdam, NL

Abstract

We introduce a novel framework for decomposing interventional causal effects into synergistic, redundant, and unique components, building on the intuition of Partial Information Decomposition (PID) and the principle of Möbius inversion. While recent work has explored a similar decomposition of an observational measure, we argue that a proper causal decomposition must be interventional in nature. We develop a mathematical approach that systematically quantifies how causal power is distributed among variables in a system, using a recently derived closed-form expression for the Möbius function of the redundancy lattice. The formalism is then illustrated by decomposing the causal power in logic gates, cellular automata, and chemical reaction networks. Our results reveal how the distribution of causal power can be context- and parameter-dependent. This decomposition provides new insights into complex systems by revealing how causal influences are shared and combined among multiple variables, with potential applications ranging from attribution of responsibility in legal or AI systems, to the analysis of biological networks or climate models.

1 INTRODUCTION

Causal language is ubiquitous throughout the natural and social sciences. A ball falls towards the earth *because* of a gravitational force, inflation rises *because* of excessive money supply, climate changes *because* of greenhouse gas emissions. In each case, we seek not just to describe what happens, but to understand why it happens—to identify the causal mechanisms underlying the observed phenomenon. Implicit in causal language are claims about the effect of interventions or counterfactual scenarios (we can mitigate

climate change by reducing greenhouse gas emissions, and inflation would not be as high if there had been no excessive money supply). When we study something that is embedded in a web of complex causal interactions, attributing causality can become more difficult, so sophisticated mathematical and computational techniques have been developed that all rely on one of two things: either one is able to directly intervene in the system and study its response, or one requires *a priori* knowledge of the causal dependencies in the system. In this study, we focus on situations in which causal effects are identifiable, and address the question of causal attribution: given that we know the effect of interventions on various variables, how do we attribute the causal power to the different variables? In particular, we are interested in distinguishing between three types of attribution: unique, redundant, or synergistic causal power. Decomposing an effect into these three classes is commonly done in information theory, where it is known as the *Partial Information Decomposition* (PID, [Williams and Beer, 2010]). Given two coinflips, for example, the answer to the question ‘was there an even number of heads’ is carried purely synergistically by the pair of coins, since each coin individually carries no information whatsoever about the answer.

Here we extend this approach to causal effects and define a ‘partial causality decomposition’. Understanding these three different components of causality is crucial to a good understanding and control of complex systems. DiFrisco and Jaeger [2020], for example, already emphasised the importance of identifying and distinguishing redundant and synergistic causality in gene regulatory systems.

Recently, Martínez-Sánchez et al. [2024] demonstrated a technique to decompose an observational measure (based on mutual information) that they refer to as causality. We, however, are of the opinion that a measure of causality should necessarily be interventional, and not accessible from the joint distribution alone. In fact, Pearl uses this as the very definition of a causal quantity [Pearl, 2009]. Still, Martínez-Sánchez et al. [2024] raise an interesting question, namely, is it possible to disentangle the unique, redundant, and syn-

ergistic causal power of a set of variables? We will show that this is indeed possible, drawing inspiration from the Partial Information Decomposition and the use of Möbius inversions in complex systems [Jansma, 2024].

2 BACKGROUND

2.1 PARTIAL ORDERS AND MÖBIUS INVERSION

To show the algebraic structure of the decomposition, we first need to introduce a number of concepts.

Definition 1 (Partially Ordered Set). *A partially ordered set is a tuple (S, \leq) , where S is a set and \leq is a binary relation on S that is reflexive, antisymmetric, and transitive.*

When the ordering is clear from context or irrelevant, we will sometimes use the shorthand S to denote the poset. An example of a partial order is $(\mathcal{P}(T), \subseteq)$, the power set of T ordered by inclusion. Given a poset S and $a, b \in S$, the interval $[a, b]$ is the set $\{x : a \leq x \leq b\}$. If all intervals on S are finite sets, then S is called locally finite. We also define the following:

Definition 2 ((Anti)chains). *Let (S, \leq) be a poset. A subset $T \subseteq S$ is a chain if for all $a, b \in T$, $a \leq b$ or $b \leq a$. If for all $a, b \in T$, $a \leq b$ implies $a = b$, then T is an antichain.*

Note that in particular any single element subset of a poset is both a chain and an antichain.

Functions on S can interact with the partial order in various ways. One such function is the Möbius function:

Definition 3 (Möbius function). *Let (S, \leq) be a locally finite poset. Then the Möbius function $\mu_S : S \times S \rightarrow \mathbb{R}$ is defined as*

$$\mu_S(x, y) = \begin{cases} 1 & \text{if } x = y \\ - \sum_{z: x \leq z < y} \mu_S(x, z) & \text{if } x < y \\ 0 & \text{otherwise} \end{cases} \quad (1)$$

This allows us to state the Möbius inversion theorem (MIT):

Theorem 1 (Möbius inversion theorem, Rota [1964]). *Let (S, \leq) be a locally finite poset. Let $f : S \rightarrow \mathbb{R}$ be a function on S , and let μ_S be the Möbius function on S . Then*

$$f(b) = \sum_{a \leq b} g(a) \iff g(b) = \sum_{a \leq b} \mu_S(a, b) f(a) \quad (2)$$

The Möbius inversion theorem states that sums of a function over a partial order can be inverted using the Möbius function. Because the l.h.s. of (2) can be interpreted as a

discrete integral over the poset, the convolution with the Möbius function on the r.h.s. is often considered as a generalised discrete derivative. Indeed, applying the MIT to the natural numbers with their usual ordering recovers a discrete version of the fundamental theorem of calculus. As many quantities in complex systems correspond to integrals or derivatives over partial orders, the Möbius inversion theorem is a powerful tool in the analysis of such systems [Jansma, 2024].

2.2 DECOMPOSITIONS INTO ANTICHAINS

Principled decomposition into synergistic, redundant, and unique components was first explored by Williams and Beer [2010] in the context of information theory under the name *Partial Information Decomposition* (PID). Their approach forms our main inspiration, so we briefly describe it here. Consider the mutual information $I(X_1, X_2; Y)$ that two variables (X_1, X_2) carry about a variable Y . If $I(X_1, X_2; Y) = v$, then one might ask: *How* are the v bits about Y carried by the pair (X_1, X_2) ? One could imagine that both variables carry the same v bits, so that the information is carried redundantly, or that both variables uniquely carry $\frac{v}{2}$. Another option is that neither variable has information by itself, but it is the joint state of the pair that carries the v bits synergistically. For two variables, one therefore writes

$$I(X_1, X_2; Y) = I_{\partial}(\{X_1\}, Y) + I_{\partial}(\{X_2\}, Y) + I_{\partial}(\{X_1, X_2\}, Y) + I_{\partial}(\{\{X_1\}, \{X_2\}\}, Y) \quad (3)$$

where the ‘partial’ information $I_{\partial}(\{X_i\})$ is the information that variable X_i uniquely carries about Y , $I_{\partial}(\{\{X_1\}, \{X_2\}\})$ is the information that carried redundantly by the two variables, and $I_{\partial}(\{X_1, X_2\})$ is the information that is carried synergistically by the joint state of the pair. Note, however, that the situation becomes more complex if more variables are added. Three variables $\{X_1, X_2, X_3\}$, for example, can carry information redundantly between the joint state of $\{X_1, X_2\}$ and the state of $\{X_3\}$, or synergistically between all three variables, etc. The central insight of the PID is that information can be carried redundantly among all incomparable subsets of variables. Given a set of variables X , the incomparable subsets of X are the *antichains*¹ of $(\mathcal{P}(X), \subseteq)$, denoted $\mathcal{A}(X)$. Some elements of $\mathcal{A}(\{X_1, X_2, X_3\})$ and their interpretation are:

- $\{\{X_1, X_2, X_3\}\} \rightarrow$ synergy among X_1, X_2, X_3
- $\{\{X_1, X_2\}, \{X_2, X_3\}\} \rightarrow$ redundancy between $\{X_1, X_2\}$ and $\{X_2, X_3\}$
- $\{\{X_1\}, \{X_2\}, \{X_3\}\} \rightarrow$ redundancy between X_1, X_2, X_3

The set $\{\{X_1, X_2\}, \{X_1, X_2, X_3\}\}$ is *not* an antichain, because $\{X_1, X_2\} \subseteq \{X_1, X_2, X_3\}$. Terms like this should

¹More specifically, antichains of $(\mathcal{P}(X), \subseteq)$ are also referred to as *Sperner families*.

be excluded because the redundancy between $\{X_1, X_2\}$ and $\{X_1, X_2, X_3\}$ is simply synergistic contribution of $\{\{X_1, X_2\}\}$. We will usually denote sets with uppercase latin letters, and antichains with lowercase greek letters.

A nice property of antichains under this interpretation is that they can be ordered with respect to redundancy by setting

$$\alpha \leq \beta \iff \forall B \in \beta, \exists A \in \alpha : A \subseteq B \quad (4)$$

This ordering is shown for $n = 2, 3, 4$ in Figure 1, and allows us to write the decomposition into antichains as

$$I(X; Y) = \sum_{\alpha \in \mathcal{A}(X): \alpha \leq X} I_{\partial}(\alpha; Y) \quad (5)$$

which can then be inverted using the MIT to find the contribution of each of the types of information:

$$I_{\partial}(\beta; Y) = \sum_{\alpha \leq \beta} \mu_{\mathcal{A}(X)}(\alpha, \beta) I_{\cap}(\alpha; Y) \quad (6)$$

On the r.h.s. of Equation (6), we added a subscript to the mutual information $I_{\cap}(\alpha; Y)$, since it is now evaluated both on sets of variables, but also on other antichains. On a set S of variables, $I_{\cap}(S; Y) = I(S, Y)$, but on a general antichain α , $I_{\cap}(\alpha; Y)$ is the information that the variables in α share about Y (\cap referring to ‘sharedness’). There are many ways to define this, and a significant portion of the PID literature has focused on exploring different approaches to fix the definition of I_{\cap} (see e.g. [Bertschinger et al., 2013, Griffith et al., 2014, Bertschinger et al., 2014, Harder et al., 2013, Ince, 2017, Goodwell and Kumar, 2017]).

A second complication in performing an antichain decomposition is that the number of ways information can be carried among n variables grows superexponentially with n (namely, as the n th Dedekind number). This makes recursively solving the system of equations in (5), or recursively calculating the Möbius function in (6), computationally very expensive. This has limited the PID approach mostly to systems with $n \leq 3$. Recently, however, a closed-form expression for the Möbius function on $\mathcal{A}(X)$ for any n was derived, which can offer a double-exponential speedup and opens up the possibility to study much larger systems [Jansma et al., 2024].

3 INTERVENTIONAL CAUSALITY

3.1 AVERAGE CAUSAL EFFECTS

The central object of study in causality is the average treatment effect [Pearl, 2009]. Given a set of variables $X_S := \{X_i | i \in S\}$, where S is some indexing set, and an outcome variable Y , the average treatment effect (ATE) of X_S on Y is defined as

$$\text{ATE}(X_S; Y) = \mathbb{E}[Y | do(X_S = 1)] - \mathbb{E}[Y | do(X_S = 0)] \quad (7)$$

where the do-operator is used to denote an intervention. The variables X_S are usually taken to be binary ‘treatments’ so that $do(X_S = 1)$ corresponds to applying treatments X_S . The ATE is a measure of the causal power that the set of variables X has on the outcome Y . The most direct way to estimate quantities like (7) is to perform a randomised controlled trial, where the treatment X is randomly assigned to the subjects. In that case, $P(Y | do(X = x)) = P(Y | X = x)$, and the ATE can be estimated from the joint distribution of X and Y . However, randomised controlled trials are expensive, and one commonly has to rely on observational data. In that case, the ATE is not directly observable, because $P(Y | do(X = x)) \neq P(Y | X = x)$. In fact, probabilities under interventions are *by definition* not derivable from the joint distribution only. One always needs additional information about the causal structure, usually given in the form of a directed acyclic graph (DAG) called the causal graph. To estimate the effect of interventions, Pearl [2009] developed rules that relate interventional quantities on the causal graph to observational quantities relative to a different graph, collectively referred to as the do-calculus. By combining knowledge of the joint distribution and the causal graph, one can estimate the effect of interventions, or conclude that an effect is not identifiable. It is these true causal effects, defined in terms of interventions, that we are interested in decomposing.

Since we aim to capture the total causal power in a set of variables, not just the effect of a binary treatment, we slightly modify the ATE to a ‘maximal average causal effect’ by defining:

$$\text{MACE}(X_S; Y) = \max_{x, x' \in \mathcal{X}} (\mathbb{E}[Y | do(X_S = x)] - \mathbb{E}[Y | do(X_S = x')]) \quad (8)$$

Where \mathcal{X} is the set of possible values that X_S can take. Note, however, that this is just one way to characterise causal strength. Other definitions are possible (see e.g. [Janzing et al., 2013]), each of which can be similarly decomposed using our method.

The MACE quantifies the maximal causal power that a set of variables X can exert on Y . This definition has the advantage that it does not rely on *a priori* assumptions about the possible values of the variables, but it no longer captures the direction of the causal effect. It is this quantity that we wish to decompose into synergistic, redundant, and unique components. This makes sense, since while the MACE quantifies the total causal power of a set of variables, it does not tell us *how* this power is distributed among the variables. To understand and steer the behaviour of causal systems, it can be crucial to know if the causal power is redundant, synergistic, or unique.

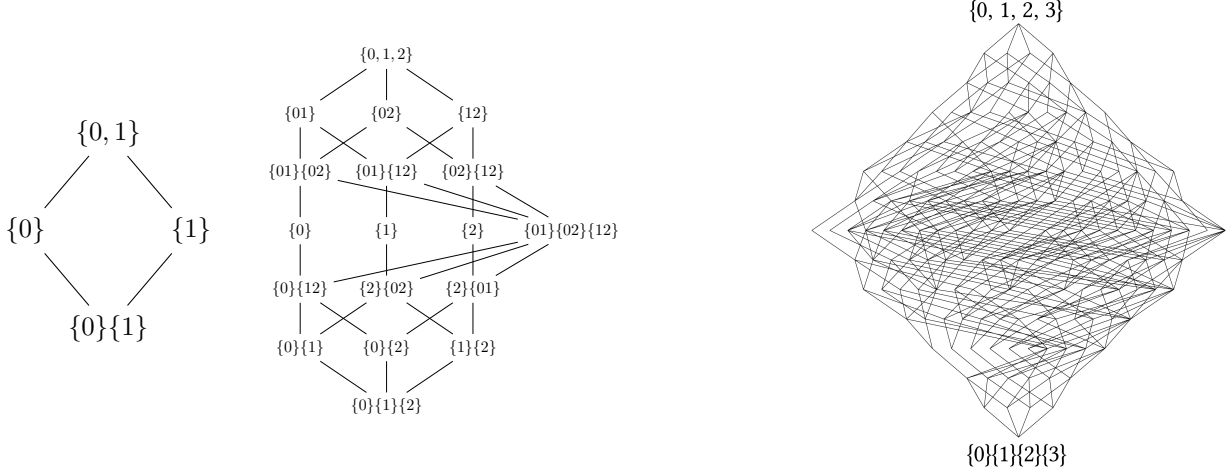


Figure 1: The transitive reduction (Hasse diagram) of the redundancy ordering from Equation (4) for the $n = 2, 3, 4$ variables. The posets contain respectively 4, 18, and 166 antichains.

3.2 DECOMPOSING CAUSAL EFFECTS INTO ANTICHAINS

We decompose the MACE as a sum over the antichains as

$$\text{MACE}(S; Y) = \sum_{\alpha \in \mathcal{A}(S)} C(\alpha; Y) \quad (9)$$

where $C(\alpha; Y)$ denotes the ‘partial causal effect’ of antichain α to the full MACE. This corresponds to a ‘partial causality decomposition’. A Möbius inversion then shows that the partial causal effects can be written as

$$C(\beta; Y) = \sum_{\alpha \subseteq \beta} \mu_{\mathcal{A}_n}(\alpha, \beta) \text{MACE}(\alpha; Y) \quad (10)$$

where $\mu_{\mathcal{A}_n}$ is the Möbius function of the antichain poset $(\mathcal{A}(S), \subseteq)$ which can be calculated using the fast Möbius transform [Jansma et al., 2024]. However, Equation (8) only defined the MACE on a subset of variables, not what the MACE for an antichain of variables is: the redundant MACE. We define the redundant MACE of an antichain α , denoted as $\text{MACE}_{\cap}(\alpha; Y)$, as the minimum of the MACEs of elements of the antichain, since this is the causal power that they share:

$$\text{MACE}_{\cap}(\alpha; Y) = \min_{a \in \alpha} \text{MACE}(a; Y) \quad (11)$$

$$= \min_{a \in \alpha} \max_{x, x'} (\mathbb{E}[Y | do(a = x)] - \mathbb{E}[Y | do(a = x')]) \quad (12)$$

Note, however, that one could come up with different definitions of redundant causality, as long as it reduces to the chosen definition of the causal effects on antichains of cardinality one. One nice property of the MACE_{\cap} is that it is a monotone function on the antichain poset:

Lemma 1. *The function $\text{MACE}_{\cap} : \mathcal{A}_n \rightarrow \mathbb{R}$ is monotonic with respect to the redundancy ordering on \mathcal{A}_n .*

Proof. See Appendix B. \square

This lemma serves to lend some credibility to our claim that the definition of MACE_{\cap} is sensible, but also implies the following:

Theorem 2. *The partial causal effects $C(\alpha; Y)$ are nonnegative.*

Proof. Immediate by inserting Lemma 1 into the proof of Theorem 5 in [Williams and Beer, 2010]. \square

Nonnegativity of causal effects makes intuitive and practical sense. Consider the following:

$$\text{syn}(S; Y) = \sum_{\substack{\alpha \in \mathcal{A}(S) \\ \#a \in \alpha: |a|=1}} C(\alpha; Y) \quad (13)$$

This quantity $\text{syn}(S; Y)$ is the total synergistic causal power within the set of variables S on Y . It is all causal power that you would miss if you only consider individual interventions. Nonnegativity of the $C(\alpha; Y)$ implies that even when not all these terms in the sum can be calculated, a partial sum will still give a lower bound on $\text{syn}(S; Y)$.

4 DECOMPOSING CAUSALITY IN PRACTICE

4.1 CAUSAL POWER IN LOGIC GATES

The causal graph of a logic gate with two inputs is simply a collider structure: $X_1 \rightarrow Y \leftarrow X_2$. In this case, the do-operator reduces to the see-operator (by the back-door criterion $P(Y | do(X)) = P(Y | X)$ if $Y \perp\!\!\!\perp X$ in $G_{\underline{X}}$,

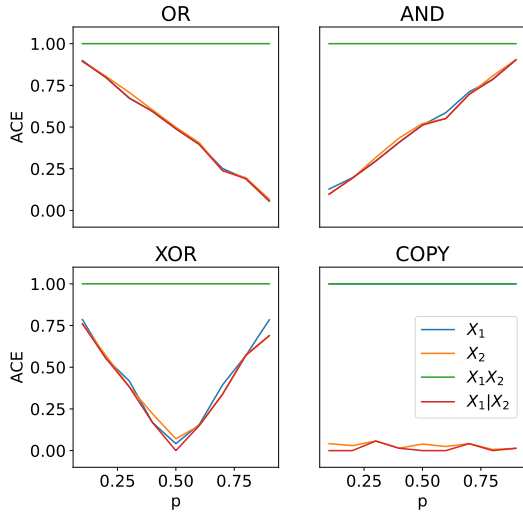


Figure 2: The MACE_\cap of the logical gates as a function of the probability of the inputs. The inputs are set to 1 with a probability $p : 0.1 \leq p \leq 0.9$.

the graph with all arrows out of X removed), that is, $E(Y|do(X_1)) = E(Y|X_1)$, so we can just use the conditional expectation to calculate the MACE.

We simulate noisy logic gates by drawing two inputs $X_1, X_2 \sim \text{Binom}(p)$ for $0.1 \leq p \leq 0.9$, and setting the output to the logical OR, AND, XOR, or COPY of the inputs, where $\text{COPY}(X_1, X_2) = X_1$. The MACE for each of these, as a function of p , is shown in Figure 2. It can be seen that the causal power of the two variables together is always larger than that of the individual variables, or their redundancy (in fact it is maximum). This is a reflection of the fact that the MACE is a monotone function on the antichain poset.

With these MACEs calculated, we can decompose each of them and find the causal contributions $C(\alpha; Y)$, shown in Figure 3.

This shows that the causal contributions indeed disentangle the unique, redundant, and synergistic interventional power of the variables. In the OR gate, at low p the causal power is very redundant: changing either output to a 1 will probably change the output state. In contrast, at high p the only way to affect the outcome is generally to set both variables to 0, which requires synergistic causal control. The inverse is true for the AND gate. Controlling the XOR of the inputs at $p = 0.5$ requires full synergistic control, whereas for large or small p the causal power is mostly redundant because flipping either to 1 at low p , or either to 0 at high p , tends to activate the output. In all logic gates, the unique causal power of an input vanishes as the gates are symmetric under permuting the inputs. In contrast, the causality in the COPY

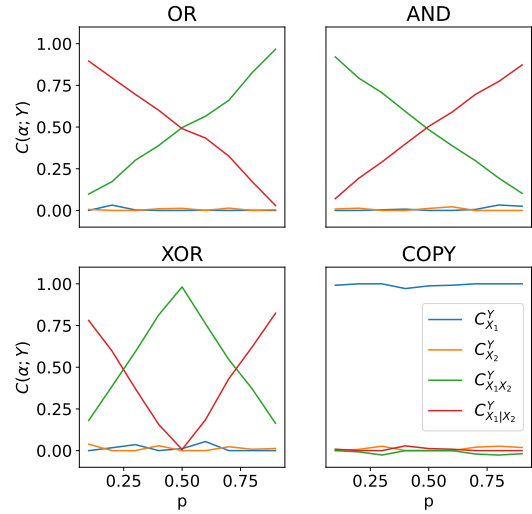
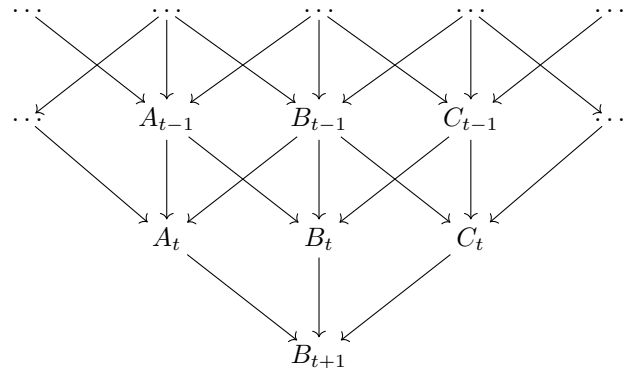


Figure 3: The causal contributions $C(\alpha; Y)$ of the antichains of the logical gates.

gate is completely built from the unique causal power of X_1 .

4.2 CAUSAL POWER IN CELLULAR AUTOMATA IS CONTEXT-DEPENDENT

A more interesting causal structure is that of a cellular automaton. Consider a 1D cellular automaton with N cells, where each cell can be 0 or 1. The state of a cell at time $t + 1$ is determined by the state of itself and its two neighbours at time t . We consider the causal power that the two neighbours of a central site at time t have over the state of the central site at time $t + 1$. The causal graph takes the following form:



The MACE of A can be written as

$$\begin{aligned} & \text{MACE}(A_t; B_{t+1}) \\ &= \max_{s, s'} (\mathbb{E}[B_{t+1}|do(A_t = s)] - \mathbb{E}[B_{t+1}|do(A_t = s')]) \end{aligned} \quad (14)$$

which shows that we need access to quantities like $p(B_{t+1}|do(A_t = s))$. Note that there are a lot of back-door paths from A_t to B_{t+1} , but all are blocked by the set $\{B_t, C_t\}$, so we can write:

$$\begin{aligned} & p(B_{t+1}|do(A_t = a_t)) \\ = & \sum_{b_t, c_t} p(B_{t+1}|A = a_t, B_t = b_t, C_t = c_t)p(B_t = b_t, C_t = c_t) \end{aligned} \quad (15)$$

$$\begin{aligned} & p(B_{t+1}|do(A_t = a_t, C_t = c_t)) \\ = & \sum_{b_t} p(B_{t+1}|A = a_t, B_t = b_t, C_t = c_t)p(B_t = b_t) \end{aligned} \quad (16)$$

$$\begin{aligned} & p(B_{t+1}|do(A_t = a_t, B_t = b_t, C_t = c_t)) \\ = & p(B_{t+1}|A = a_t, B_t = b_t, C_t = c_t) \end{aligned} \quad (17)$$

However, we do not have a clear prior probability distribution on B_t and C_t , so there are multiple ways to evaluate these expressions. First, we consider the ‘maximum entropy’ solution, which simply assumes that the input states are drawn from a uniform distribution. For a single intervention, this implies:

$$p(B_{t+1}|do(A_t = s)) = \frac{1}{4} \sum_{b_t, c_t} p(B_{t+1}|A_t = s, B_t = b_t, C_t = c_t) \quad (18)$$

Decomposing causal effects under this assumption essentially decomposes the causal power encoded in the rule itself. To calculate the MACE we just need to calculate the average effect of A_t on B_{t+1} , conditional on the possible states of B_t and C_t , which can be immediately read of from the rule specification. Another option is to let the inputs always be zero, so that $p(B_t, C_t) = \delta_{B_t,0}\delta_{C_t,0}$, which gives the causal power in the context of the empty state.

Alternatively, we could estimate the prior distribution of B_t and C_t based on data from a simulated automaton, which gives the causal power decomposition of the dynamics given the initial state, not just the rule itself. The prior distribution then depends on the chosen initialisation. We will consider two possible initialisations: a random initialisation, where each cell is drawn from a Bernoulli distribution with $p = 0.5$, and a middle-1 initialisation, where all cells are zero except for the middle cell, which is set to one.

We study the set of rules shown in Figure 4, and their causal decompositions are shown in Figure 5, for both the uniform and zero-based priors, as well as empirical priors based on middle-1 and random initialisations. To get empirical estimates, we simulated automata with 100 cells and periodic boundary conditions that evolved over 10k steps, where the first 500 states were discarded.

The results give a nuanced and context dependent description of the causal power inside the automata. For example, if you want to control the ‘Rule 90’ automata with a single intervention, then this is possible under a middle-1 initialisation, but not under a random initialisation. More details on

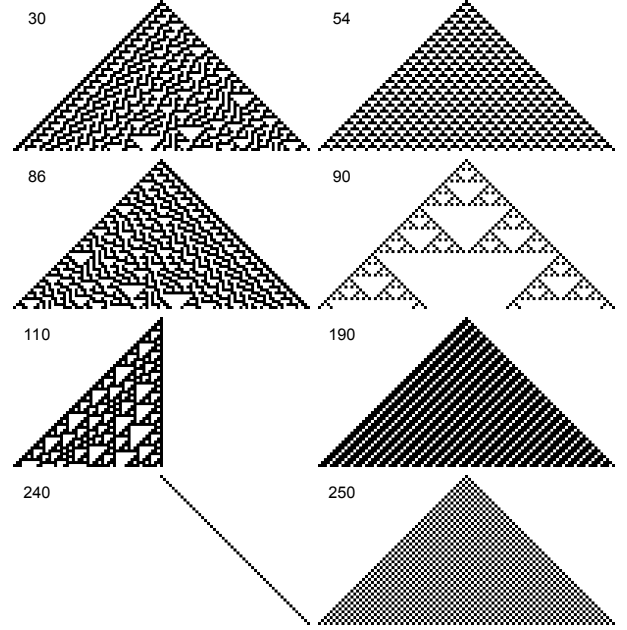


Figure 4: The various cellular automata rules studied, initialised with a single 1 in the middle of a 100-cell array and evolved for 50 steps.

the decomposition for each of the shown rules is available from Appendix B.

4.3 RATE-DEPENDENCY IN THE CAUSAL DECOMPOSITION OF A CHEMICAL NETWORK

We are interested in seeing how the causal decomposition of a system can change as one varies a parameter. To illustrate this, consider the following chemical network. Two chemicals X_1 and X_2 can spontaneously form a molecule Y at rates k_1 and k_2 , but can also come together to form Y at rate k_3 . The molecule Y then spontaneously degrades at rate k_4 . This system can be described by the following ‘chemical reactions’:



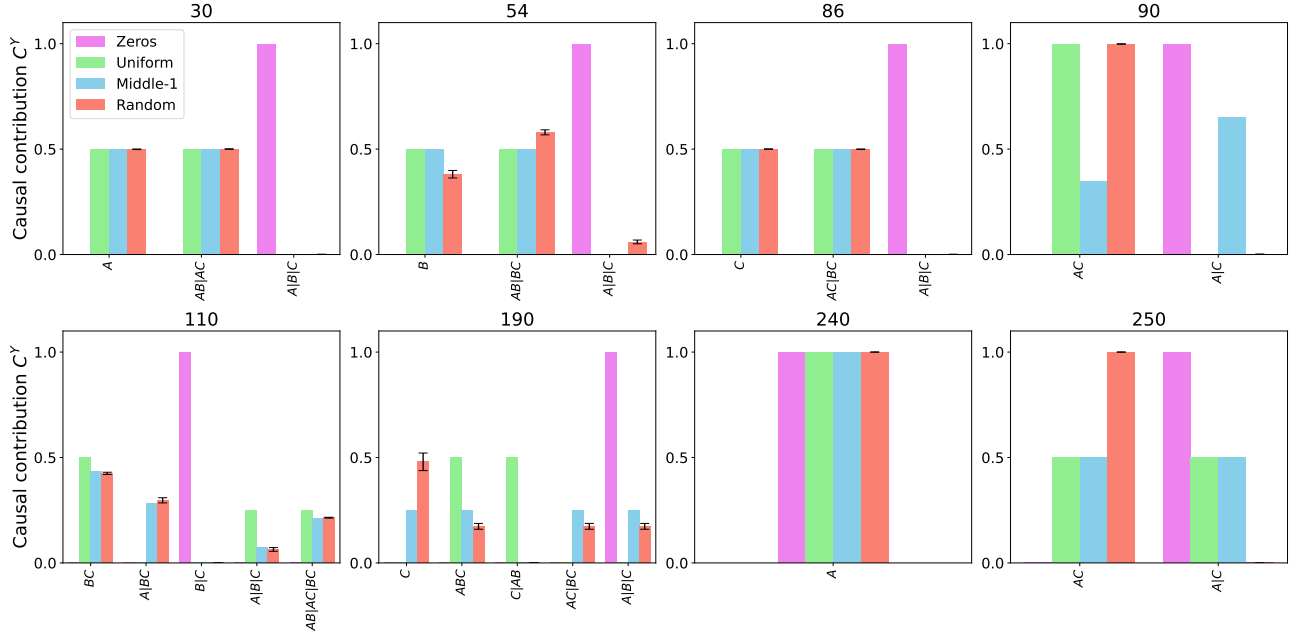


Figure 5: The causal decomposition of the cellular automata as a function of the probability of the inputs. Error bars indicate standard deviation across 20 random initialisations. Only antichains with a causal power of at least 0.01 in at least one context are shown.

The rate equations for this system are

$$\frac{d[X_1]}{dt} = -k_1[X_1] - k_3[X_1] \quad (23)$$

$$\frac{d[X_2]}{dt} = -k_2[X_2] - k_3[X_2] \quad (24)$$

$$\frac{d[Y]}{dt} = k_1[X_1] + k_2[X_2] + k_3[X_1][X_2] - k_4[Y] \quad (25)$$

which implies that the steady state concentration is

$$[Y]_{ss}(X_1, X_2) = \frac{k_1[X_1] + k_2[X_2] + k_3[X_1][X_2]}{k_4} \quad (26)$$

From here on, without loss of generality, we assume that $k_4 = 1$. We imagine that the experimenter is able to modify the concentrations of X_1 and X_2 by adding an amount δ_i to the concentration of X_i , and that the target variable is the normalised concentration $\hat{Y} = \frac{Y}{Y_{ss}(X_1, X_2)}$. Note that the causal structure of this system is still just a collider $X_1 \rightarrow Y \leftarrow X_2$, so to calculate the effect of an intervention on one of the concentrations, we just need to calculate the conditional expectation of Y given the intervention, which is the steady state concentration (assuming that the system equilibrates quickly).

$$E(\hat{Y} | do(\delta_1 = \epsilon)) = \frac{[Y]_{ss}(X_1 + \epsilon, X_2)}{[Y]_{ss}(X_1, X_2)} \quad (27)$$

The MACE of an antichain of variables $\{X_1, X_2\}$ on \hat{Y} is then again simply given by equation (12), where the inner

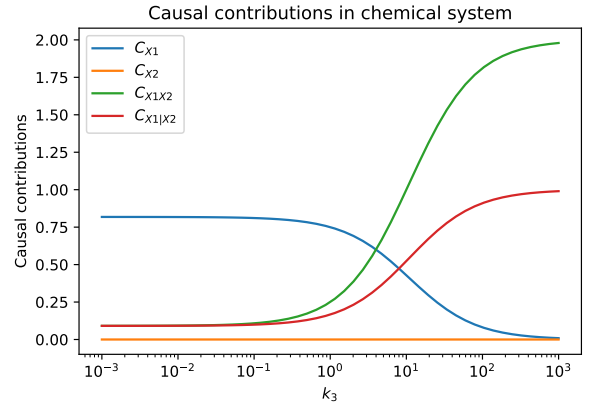


Figure 6: The causal power of perturbations in a chemical system. Parameters are set to $k_1 = 10$, $k_2 = 1$, $[X_1] = [X_2] = \epsilon = 1$.

maximisation is trivial because we assume that the intervention is either of size ϵ or 0. The different causal contributions are shown in Figure 6 as a function of the rate k_3 . At low k_3 , spontaneous synthesis of Y dominates, and since $k_1 > k_2$ almost all casual power lies uniquely with X_1 . At high k_3 , the combinatorial synthesis dominates, which is reflected by the fact that the causal power lies mostly with synergistic control. At high k_3 , the asymmetry in spontaneous synthesis of Y is no longer relevant, so all non-synergetic causal power is left redundant.

5 DISCUSSION

We have presented a principled way to decompose causal effects into synergistic, redundant, and unique components. By studying the decomposition in the context of logic gates, cellular automata, and chemical networks, we have shown that the causal decomposition can intuitively recover the causal structure of the system and reveal the synergetic, redundant, or unique causal power of the different variables. Furthermore, we have shown that the causal decomposition can depend on the dynamical context of the system, or on the value of its parameters. These insights can allow for a more nuanced understanding of the causal structure of a system, and can be used to guide interventions in a system to achieve more desirable outcomes.

The formalism is similar in spirit and algebra to that of the partial information decomposition, but by decomposing an interventional quantity we are able to quantify true causal power. The approach outlined here would in principle work for any macroscopic quantity, in particular for other definitions of causal power than the one in Equation (8), so we encourage and anticipate further exploration of this approach. Our definition of the redundant MACE is deliberately naive to keep the presentation of the general formalism as transparent as possible, but causal decompositions in other contexts, like in climate systems with feedback loops, may require a more sophisticated notion of redundant causality. Janzing et al. [2013], for example, define causal effects in terms of a Kullback-Leibler divergence, which can be similarly decomposed (see e.g. Jansma [2024] for a Möbius inversion of the Kullback-Leibler divergence). More generally, our approach fits into the wider context of deriving Möbius inverses of observable quantities to obtain a fine-grained description of complex systems [Jansma, 2024].

While the aim of this study is similar to that of Martínez-Sánchez et al. [2024], we have taken a very different approach. We believe that decomposing causality fundamentally requires an interventional quantity, so decomposing a quantity derived purely in terms of the joint probability distribution, as is done by Martínez-Sánchez et al. [2024] for the mutual information, cannot yield true causal insight. While Martínez-Sánchez et al. [2024] consider it an advantage of their method that it does not scale with the Dedekind numbers, we believe that the superexponential growth of the number of antichains is a feature, not a bug. It is a reflection of the fact that the number of ways information can be carried among n variables fundamentally grows superexponentially with n . In their approach, [Martínez-Sánchez et al., 2024] only consider redundancies among individual variables, not considering possible redundancies between pairs. For example, they do not include redundancies of the form $\{\{X_1, X_2\}, \{X_3\}\}$, or $\{\{X_1, X_2\}, \{X_3, X_4\}\}$, both of which are significantly nonzero in the cellular automata

studied here. In general, their approach decomposes the total mutual information into $2(2^n - 1) + n$ terms. By not including the full set of redundancies, but still requiring that the sum of the $2(2^n - 1) + n$ terms adds up to the total, their method conflates multiple sources and does not disentangle the causal structure. While their results suggest that their method can be useful in understanding the structure of complex systems, we believe that it does not disentangle redundancy from synergy, and that they do not capture causal quantities. In practice, we believe that the Dedekind scaling does not strongly diminish the applicability of redundancy decompositions like the one introduced here. Our approach can yield very fast full decomposition for up to five variables, the computational bottleneck being the brute-force calculation of the MACE—for which more efficient proxies might be found—not the Möbius inversion. While the fast Möbius transform from Jansma et al. [2024] can be employed to calculate parts of the decomposition on even larger systems, decompositions among more than 5 variables quickly become hard to interpret and are therefore not likely to be of practical relevance (partial causal effects quickly become confusing, since the causal power among n variables can be distributed among up to $\binom{n}{\lfloor n/2 \rfloor}$ sets by Sperner’s Theorem).

The presented decomposition might be used to gain insights in a variety of real-world systems. In systems with complex control, like gene regulation or the climate, there might be a combination of both redundant causality (which could improve robustness) and synergistic causality (which could allow for more efficient or fine-grained control). Understanding how to intervene in living systems to achieve a desired outcome is also a major challenge in synthetic biology and medicine. In the social sciences, one could imagine that individuals can have both redundant and synergistic control over the behaviour of the group. How to attribute responsibility, blame, or rewards in such a social network is both a quantitative and a philosophical/ethical question. We hope that our approach can provide some insight into the former.

Acknowledgements

The author thanks Joris Mooij, Philip Boeken, Patrick Forré, and Rick Quax for helpful comments and suggestions concerning causality, synergy, and an early draft of this manuscript.

A PROOFS

A.1 PROOF OF LEMMA 1

We first prove the following (obvious) fact:

Lemma 2. *The function $\text{MACE} : \mathcal{P}(X) \rightarrow \mathbb{R}$ is monotonic on $(\mathcal{P}(X), \subseteq)$.*

Proof. Assume that $\alpha \subseteq \beta$. Let a^* be the element of α that achieves the maximum, such that $\text{MACE}_\cap(\alpha; Y) = \text{MACE}(a^*; Y)$. Then, since $\alpha \subseteq \beta$, we know that $a^* \in \beta$, so $\text{MACE}_\cap(\beta; Y) \geq \text{MACE}(a^*; Y) = \text{MACE}_\cap(\alpha; Y)$. Therefore, $\alpha \subseteq \beta \implies \text{MACE}_\cap(\alpha; Y) \leq \text{MACE}_\cap(\beta; Y)$. \square

We can now prove Lemma 1:

Lemma 1. *The function $\text{MACE}_\cap : \mathcal{A}_n \rightarrow \mathbb{R}$ is monotonic with respect to the redundancy ordering on \mathcal{A}_n .*

Proof. Recall that $\alpha \leq \beta \iff \forall b \in \beta, \exists a \in \alpha : a \subseteq b$. Now assume that given $\alpha \leq \beta$, we have

$$\text{MACE}_\cap(\beta; Y) < \text{MACE}_\cap(\alpha; Y) \quad (28)$$

$$\implies \min_{b \in \beta} \text{MACE}(b; Y) < \min_{a \in \alpha} \text{MACE}(a; Y) \quad (29)$$

By Lemma 2 Equation (29) can only be true as long as $\nexists b \in \beta, a \in \alpha : a \subseteq b$. However, since $\alpha \leq \beta$, we know that $\forall b \in \beta, \exists a \in \alpha : a \subseteq b$, which is a contradiction. Therefore, $\alpha \leq \beta \implies \text{MACE}_\cap(\alpha; Y) \leq \text{MACE}_\cap(\beta; Y)$. \square

B CAUSAL DECOMPOSITION OF CELLULAR AUTOMATA

We here give further details on how the causal decompositions in Figure 5 relate to the automata rules.

Rule 30 can be written as $B_{t+1} = A_t \text{ XOR } (B_t \text{ OR } C_t)$, which shows that A indeed has some unique causal power, but that there is also synergistic causality between A and C . However, in a context of only zeros, the XOR reduces to a simple OR gate, which makes the causal power fully redundant.

Rule 54 corresponds to $B_{t+1} = (A_t \text{ OR } C_t) \text{ XOR } B_t$ so can be fully redundant in the context of zeros, but contains synergistic causality with B in all other situations. Note, however, that there is redundancy among the two possible pairwise synergies with B .

Rule 86 is the mirrored version of rule 30, which is reflected by the equivariance of their decompositions under $A \leftrightarrow C$.

Rule 90 can be written as $B_{t+1} = A_t \text{ XOR } C_t$, which the causal decomposition correctly reveals as either purely synergistic or redundant causal power among A and C , depending on the context. Only with middle-1 initialisation does the causal power become mixed, which is the initialisation that makes rule 90 evolve a fractal Sierpiński triangle.

Rule 110, famously complex and Turing complete, contains the most complex causal structure of the rules studies here, though this is not visible from the causal decomposition in the context of zeros.

Rule 190 can be written as $B_{t+1} = (A_t \text{ XOR } B_t) \text{ OR } C_t$, which is why the causal power is always fully redundant in the context of zeros, but shows both pure synergy as well as redundancy between AB and C in the uniform background. Under different initialisation, however, the causal decomposition become more complex.

Rule 240 is the exceptionally simple $B_{t+1} = A_t$, which is why every prior results in all causal power lying with A .

Rule 250 is $B_{t+1} = A_t \text{ OR } C_t$, and so, similar to the OR gate from Fig. 3 at $p = 0.5$, contains equal parts synergistic and redundant causal power, except in the context of zeros, or under random initialisation (which under this rule is equivalent to a context of only ones).

References

- Nils Bertschinger, Johannes Rauh, Eckehard Olbrich, and Jürgen Jost. Shared information—new insights and problems in decomposing information in complex systems. In *Proceedings of the European conference on complex systems 2012*, pages 251–269. Springer, 2013.
- Nils Bertschinger, Johannes Rauh, Eckehard Olbrich, Jürgen Jost, and Nihat Ay. Quantifying unique information. *Entropy*, 16(4):2161–2183, 2014.
- James DiFrisco and Johannes Jaeger. Genetic causation in complex regulatory systems: an integrative dynamic perspective. *BioEssays*, 42(6):1900226, 2020.
- Allison E Goodwell and Praveen Kumar. Temporal information partitioning: Characterizing synergy, uniqueness, and redundancy in interacting environmental variables. *Water Resources Research*, 53(7):5920–5942, 2017.
- Virgil Griffith, Edwin KP Chong, Ryan G James, Christopher J Ellison, and James P Crutchfield. Intersection information based on common randomness. *Entropy*, 16(4):1985–2000, 2014.
- Malte Harder, Christoph Salge, and Daniel Polani. Bivariate measure of redundant information. *Physical Review E—Statistical, Nonlinear, and Soft Matter Physics*, 87(1):012130, 2013.
- Robin AA Ince. Measuring multivariate redundant information with pointwise common change in surprisal. *Entropy*, 19(7):318, 2017.
- Abel Jansma. A mereological approach to higher-order structure in complex systems: from macro to micro with möbius. *arXiv preprint arXiv:2404.14423*, 2024.
- Abel Jansma, Pedro AM Mediano, and Fernando E Rosas. The fast möbius transform: An algebraic approach to information decomposition. *arXiv preprint arXiv:2410.06224*, 2024.

Dominik Janzing, David Balduzzi, Moritz Grosse-Wentrup, and Bernhard Schölkopf. Quantifying causal influences. 2013.

Álvaro Martínez-Sánchez, Gonzalo Arranz, and Adrián Lozano-Durán. Decomposing causality into its synergistic, unique, and redundant components. *Nature Communications*, 15(1):9296, 2024.

Judea Pearl. *Causality*. Cambridge university press, 2009.

Gian-Carlo Rota. On the foundations of combinatorial theory i. theory of möbius functions. *Zeitschrift für Wahrscheinlichkeitstheorie und verwandte Gebiete*, 2(4):340–368, 1964.

Paul L Williams and Randall D Beer. Nonnegative decomposition of multivariate information. *arXiv preprint arXiv:1004.2515*, 2010.