

On the Massive MIMO Channel Polarization

Shuiyin Liu

Cyber Security Research and Innovation Centre
Holmes Institute
Melbourne, VIC 3000, Australia
Email: SLiu@Holmes.edu.au

Amin Sakzad

Faculty of Information Technology
Monash University
Melbourne, VIC 3800, Australia
Email: Amin.Sakzad@monash.edu

Abstract—In this work, we demonstrate that an $n \times n$ massive multiple-input multiple-output (MIMO) channel can be polarized using common matrix decomposition techniques: singular value decomposition (SVD) and QR decomposition. With full channel state information (CSI), we show that channel capacity is always attained by freezing certain number of worst subchannels, provided a total power constraint and sufficiently large n . We further prove that the capacity obtained through channel polarization is always greater than that achieved through channel equalization. Finally, we propose a low-complexity precoding scheme based on channel polarization, which outperforms the lattice-reduction-aided precoding scheme, in terms of capacity, decoding error rate, encoding complexity, and CSIT cost.

I. INTRODUCTION

Massive Multiple-Input Multiple-Output (MIMO) is one of the most exciting wireless access technologies for meeting the demands of 5G and future 6G networks. Given the channel state information at the transmitter (CSIT) and at the receiver (CSIR), massive MIMO enables spatial multiplexing and beamforming/precoding techniques, facilitating the simultaneous transmission and reception of multiple data streams to and from multiple users [1]. Despite the advantages of massive MIMO systems, the complexity of precoding and decoding such systems increases as the number of antennas grows. Therefore, low-complexity precoders and decoders are desirable for implementation in massive MIMO systems.

Low-complexity linear precoding techniques, such as zero-forcing (ZF) [2], suffer from a considerable performance penalty. Non-linear precoding techniques, such as vector perturbation [3] and lattice reduction (LR) aided precoding [4], offer improved performance. The idea of precoding schemes [3] [4] is to transform the MIMO system into parallel subchannels that have the same signal-to-noise ratio (SNR). We refer to this concept as *Channel Equalization* (CE). This design concept can also be interpreted as placing the largest signal components along the smallest singular values of the inverse channel matrix, and the smallest signal components along the largest singular values of the inverse channel [3]. However, the matrix representing a large inverse channel is ill-conditioned [5], meaning that the smallest singular value tends to zero as the number of antennas increases. In [6], it shows that the performance of LR aided precoding degrades exponentially as the number of antennas increases. Therefore, CE via LR is not optimal for precoding in massive MIMO systems.

The concept of CE is also commonly used in the design of low-complexity MIMO decoding schemes, including sorted-QR aided decoding [7] and approximate LR decoding [8] [9] [10]. The former sorts the detection sequence by exchanging columns of the channel matrix, while the latter schemes compute an approximate orthogonal basis for the channel matrix using a unimodular transformation. Since permutation is a unimodular transformation, the sorted-QR aided decoding can be considered as a simplified form of approximate LR decoding. Overall, these methods convert MIMO system into subchannels whose SNRs are proportional to diagonal elements of the R matrix from the QR decomposition of the reduced/sorted channel matrix. The optimization criterion follows the same principle as CE: it aims to equalize the diagonal entries of R (subchannel SNRs). However, the SNR gap (in dB) between the approximate LR decoding and maximum-likelihood decoding increases linearly with the number of antennas [11]. Hence, in massive MIMO systems with a large number of antennas, CE is not the optimal decoding method.

The concept of CE appears to conflict with the more advanced design concept of *Channel Polarization* (CP), originally introduced by Arikan [12] for symmetric binary-input memoryless channels. With full CSI, it is well-known that MIMO channel capacity is achieved by using the singular value decomposition (SVD) to create parallel subchannels with SNRs proportional to the singular values, followed by the waterfilling algorithm to allocate more power to subchannels with larger singular values [13]. The entire process is somewhat analogous to CP: converting physical channels into good and bad virtual channels. An interesting question is if the best precoding/decoding strategy for the massive MIMO channel is the same as that in [12], i.e., transmitting useful information bits only in the positions of good subchannels and leaving the positions of bad subchannels “frozen”.

In this work, we aim to develop novel low-complexity precoding and decoding schemes for an $n \times n$ massive MIMO systems, based on the concept of CP rather than CE. First, we prove that with full CSI, the channel capacity is always attained by freezing certain number of subchannels, provided a total power constraint and sufficiently large n . This result holds for SVD and QR decompositions. Second, we prove that the capacity obtained through CP precoding (SVD/QR) is always greater than that achieved through the CE precoding (LR). Finally, we propose a low-complexity precoding scheme

based on CP, where the information bits are transmitted solely through the good subchannels. Simulation results confirm that the proposed CP precoding outperforms the CE precoding in terms of decoding error rate, encoding complexity, and CSIT cost. Our results can be directly applied to the multi-user (MU) downlink channel through block diagonalization [14].

Organization: Section II presents the notation and channel model. Section III addresses the phenomenon of channel polarization in the massive MIMO channel. Section IV gives the proposed precoding scheme based on the channel polarization. Section V concludes with a summary of the findings.

II. SYSTEM MODEL

In this section we provide some definitions and background on Massive MIMO channels.

Definition 1 (Gaussian Random Matrix): A real or complex Gaussian $n \times m$ matrix \mathbf{H} has i.i.d. real or complex zero-mean Gaussian entries with identical variance $1/n$.

Definition 2 (SVD Decomposition): The SVD of an $n \times n$ matrix \mathbf{H} is denoted as $\mathbf{H} = \mathbf{U}\mathbf{\Sigma}\mathbf{V}^*$, where \mathbf{U} and \mathbf{V} are $n \times n$ unitary matrices, \mathbf{V}^* is the conjugate transpose of \mathbf{V} , and $\mathbf{\Sigma}$ is a diagonal matrix with non-negative real numbers on the diagonal, denoted as $\sigma_1(\mathbf{H}) \geq \dots \geq \sigma_n(\mathbf{H}) \geq 0$. The diagonal entries $\sigma_i(\mathbf{H})$ are known as the singular values of \mathbf{H} .

Definition 3 (QR Decomposition): The QR of an $n \times n$ matrix \mathbf{H} is denoted as $\mathbf{H} = \mathbf{Q}\mathbf{R}$, where \mathbf{Q} is an $n \times n$ unitary matrix, and \mathbf{R} is an $n \times n$ upper triangular matrix.

A. MIMO Channel Model

We consider an $n \times n$ MIMO channel:

$$\mathbf{y} = \sqrt{n}\mathbf{H} \cdot \text{Enc}(\mathbf{s}) + \mathbf{z} = \sqrt{n}\mathbf{H}\mathbf{x} + \mathbf{z}, \quad (1)$$

where \mathbf{H} is an $n \times n$ complex Gaussian random matrix, $\mathbf{s} = [s_1, \dots, s_n]^T$ contains the information symbols, the function $\text{Enc}(\cdot)$ encodes \mathbf{s} into a transmitted vector $\mathbf{x} = [x_1, \dots, x_n]^T$, and $\mathbf{y} = [y_1, \dots, y_n]^T$ is the received vector. The components of $\mathbf{z} = [z_1, \dots, z_n]^T$, are i.i.d. complex-valued Gaussian noise with zero mean and variance of σ^2 . We assume that the complex-valued symbols $s_i = \Re(s_i) + \mathcal{J}(s_i)\sqrt{-1}$ satisfy

$$\mathbb{E}(\Re(s_i)^2) = \mathbb{E}(\mathcal{J}(s_i)^2) = 1, \text{ for } 1 \leq i \leq n. \quad (2)$$

We also impose a total power constraint $\mathbb{E}(\|\mathbf{x}\|^2) = P$. The signal-to-noise ratio (SNR) is denoted as P/σ^2 .

B. Channel Equalization (CE) via Solving CVP

We recall the CE based precoding scheme in [3] [4]. Under the total power constraint, the encoding function in (1) is

$$\mathbf{x} = \text{Enc}(\mathbf{s}) = \sqrt{\frac{P}{\mathbb{E}_{\mathbf{s}}(\|(\sqrt{n}\mathbf{H})^{-1}(\mathbf{s} - \tau\mathbf{b})\|^2)}} \cdot (\sqrt{n}\mathbf{H})^{-1}(\mathbf{s} - \tau\mathbf{b}),$$

where $\mathbb{E}_{\mathbf{s}}(\cdot)$ takes the mean over \mathbf{s} , $\tau > 0$ is a design parameter that is chosen to provide a symmetric decoding region around every signal constellation point, and \mathbf{b} is an complex integer vector, chosen to minimize the transmission power:

$$\mathbf{b} = \arg \min_{\mathbf{b}' \in \mathbb{C}^n} \|(\sqrt{n}\mathbf{H})^{-1}(\mathbf{s} - \tau\mathbf{b}')\|. \quad (3)$$

To solve the closest vector problem (CVP) in (3), [3] utilizes sphere decoding [15], whose complexity grows exponentially with n . To enable fast precoding, an approximate CVP decoding method (LR-SIC) was introduced in [4], where the closest vector is substituted with Babai's approximation [16].

For $1 \leq i \leq n$, the receiver computes $y_{n-i} \bmod \tau$, obtaining

$$y'_{n-i} = \sqrt{P/\mathbb{E}_{\mathbf{s}}(\|(\sqrt{n}\mathbf{H})^{-1}(\mathbf{s} - \tau\mathbf{b})\|^2)} \cdot s_{n-i} + z_{n-i}. \quad (4)$$

We define *equalization decomposition* as follows.

Definition 4 (Equalization Decomposition): For the MIMO channel in (1), an equalization decomposition creates n subchannels with equal normalized noise power, denoted as

$$\bar{\eta} = \sigma^2 \mathbb{E}_{\mathbf{s}}(\|(\sqrt{n}\mathbf{H})^{-1}(\mathbf{s} - \tau\mathbf{b})\|^2)/P. \quad (5)$$

Remark 1: The receiver needs to know the value of $\mathbb{E}_{\mathbf{s}}(\|\mathbf{H}^{-1}(\mathbf{s} - \tau\mathbf{b})\|^2)$, which depends on the channel matrix \mathbf{H} . We argue that the CE precoding requires full CSI.

C. From SU-MIMO Precoding to MU-MIMO Precoding

The CE precoding was initially introduced for the MU downlink channel. By applying block diagonalization [14], a single-user (SU) precoding scheme can be extended to the MU scenario. Consider a MU downlink channel with K users and a single base station. The j^{th} user has n antennas, for $1 \leq j \leq K$, and the base has $K \cdot n$ antennas. The channel matrix from the base to the j^{th} user is denoted by $\sqrt{n}\mathbf{H}_j$, where \mathbf{H}_j is an $n \times Kn$ Gaussian random matrix. The signal at the j^{th} user is

$$\mathbf{y}_j = \sum_{i=1}^K \sqrt{n}\mathbf{H}_j \hat{\mathbf{V}}_i \mathbf{x}_i + \mathbf{z}_j = \sqrt{n}\mathbf{H}_j \hat{\mathbf{V}}_j \mathbf{x}_j + \mathbf{z}_j = \sqrt{n}\tilde{\mathbf{H}}_j \mathbf{x}_j + \mathbf{z}_j$$

where $\mathbf{z}_j \in \mathbb{C}^{n \times 1}$ is the noise vector for the j^{th} user. For $1 \leq i \leq K$, $\mathbf{x}_i \in \mathbb{C}^{n \times 1}$ is defined as the transmit vector for the i^{th} user, and $\hat{\mathbf{V}}_i \in \mathbb{C}^{Kn \times n}$ forms an orthogonal basis for the null space of $\hat{\mathbf{H}}_i = [\mathbf{H}_1^T \dots \mathbf{H}_{i-1}^T, \mathbf{H}_{i+1}^T \dots \mathbf{H}_K^T]^T$. Since \mathbf{H}_j and $\hat{\mathbf{V}}_j$ are also independent, $\tilde{\mathbf{H}}_j = \mathbf{H}_j \hat{\mathbf{V}}_j$ is an $n \times n$ Gaussian random matrix [17]. Therefore, the block diagonalization method reduces the MU precoding problem to the SU precoding problem in (1). This reduction enables us to concentrate on the design of SU precoding.

In the remainder of the paper, we will introduce a new design concept that leverages channel polarization (CP). We will also demonstrate that the CE precoding (e.g., LR-SIC) is suboptimal with respect to both capacity and decoding performance compared to CP.

III. MASSIVE MIMO CHANNEL POLARIZATION

A. Channel Polarization (CP) via Decomposition

We define a general format of channel decomposition as:

$$\mathbf{H} = \mathbf{Q}_1 \mathbf{R} \mathbf{Q}_2, \quad (6)$$

where \mathbf{Q}_1 and \mathbf{Q}_2 are unitary matrices and \mathbf{R} is a upper triangular matrix. In this work, we consider two common decompositions of \mathbf{H} : SVD with ($\mathbf{Q}_1 = \mathbf{U}$, $\mathbf{R} = \mathbf{\Sigma}$, $\mathbf{Q}_2 = \mathbf{V}^*$) and QR with ($\mathbf{Q}_1 = \mathbf{Q}$, $\mathbf{R} = \mathbf{R}$, $\mathbf{Q}_2 = \mathbf{I}_n$).

We choose the encoding function in (1) as

$$\mathbf{x} = \text{Enc}(\mathbf{s}) = \mathbf{Q}_2^{-1} \cdot \mathbf{p} \odot \mathbf{s} = \mathbf{Q}_2^{-1} \hat{\mathbf{s}}, \quad (7)$$

where the operation \odot represents the element-wise product, $\mathbf{p} = [\sqrt{p_1/2}, \dots, \sqrt{p_n/2}]^T$ is the power allocation vector whose entries satisfy $\sum_{i=1}^n p_i = P$, and $\hat{\mathbf{s}} = \mathbf{p} \odot \mathbf{s} = [\hat{s}_1, \dots, \hat{s}_n]^T$. Note that $\mathbb{E}(\|\hat{s}_i\|^2) = p_i$ for $1 \leq i \leq n$. With full CSI, the received vector can be rewritten as

$$\mathbf{y}' = \mathbf{Q}_1^{-1} \mathbf{y} = \sqrt{n} \mathbf{R} \hat{\mathbf{s}} + \mathbf{z}', \quad (8)$$

where $\mathbf{y}' = [y'_1, \dots, y'_n]^T$ and $\mathbf{z}' = \mathbf{Q}_1^{-1} \mathbf{z} = [z'_1, \dots, z'_n]^T$. The entries of \mathbf{z}' are i.i.d. complex-valued Gaussian noise with zero mean and variance of σ^2 .

We consider a successive interference cancellation (SIC) decoder, which first decodes \hat{s}_n (and hence s_n) based on y'_n

$$y'_n = \sqrt{n} R_{n,n} \cdot \hat{s}_n + z'_n, \quad (9)$$

where $R_{i,j}$ represents the element of the i^{th} row and the j^{th} column in \mathbf{R} . For the k^{th} iteration, the SIC decoder computes \hat{s}_{n-k+1} using y'_{n-k+1} and the recovered symbols $\{\hat{s}_i\}_{i=n-k+2}^n$:

$$\begin{aligned} \hat{y}_{n-k+1} &= y'_{n-k+1} - \sum_{i=n-k+2}^n \sqrt{n} R_{n-k+1,i} \hat{s}_i \\ &= \sqrt{n} R_{n-k+1,n-k+1} \cdot \hat{s}_{n-k+1} + z'_{n-k+1}. \end{aligned} \quad (10)$$

In summary, the channel decomposition (6) with the SIC process converts the channel (1) into n parallel subchannels:

$$\hat{y}_{n-i} = \sqrt{n} R_{n-i,n-i} \cdot \hat{s}_{n-i} + z'_{n-i}, \text{ for } 1 \leq i \leq n. \quad (11)$$

Let $\{\hat{R}_{i,i}^2\}_{i=1}^n$ denote the sequence obtained by sorting $\{R_{i,i}^2\}_{i=1}^n$ in non-increasing order. For $1 \leq i \leq n$, we define

$$\eta_i = \sigma^2 / (n \hat{R}_{i,i}^2), \quad (12)$$

as the normalized noise power for the i^{th} sorted subchannel. The capacity of (11), denoted as C_{CP} , is given by [13]

$$C_{CP} = C_{k_{opt}}, \text{ where} \quad (13)$$

$$k_{opt} = \arg \max_{k \in [0, n-1]} \left\{ C_k : \max_{p_1 + \dots + p_{n-k} = P} \sum_{i=1}^{n-k} \log \left(1 + \frac{p_i}{\eta_i} \right) \right\}.$$

C_k represents the capacity for *freezing* k worst subchannels in (11). All logarithms are in base 2. For the sake of simplicity, we abuse the notation of p_i to mean the power allocated to the i^{th} sorted subchannel. The optimal allocation of power is achieved by the waterfilling algorithm [18]. To match the CP notation in [12], we define *polarization decomposition* below.

Definition 5 (Polarization Decomposition): For a given SNR, a polarization decomposition in (6) satisfies,

$$\lim_{n \rightarrow \infty} k_{opt} > 0,$$

i.e., the parallel subchannels in (11) contains k_{opt} bad subchannels and $n - k_{opt}$ good subchannels.

In the next subsection, we show that SVD and QR are polarization decompositions for massive MIMO channels.

B. Analysing the Distribution of k_{opt}

Lemma 1 (Expression of k_{opt}): Let w_k be the waterline for C_k , for $1 \leq k \leq n$. It holds

$$k_{opt} = \min_{0 \leq k \leq n-1} \left\{ k : \sum_{i=1}^{n-k-1} (\eta_{n-k} - \eta_i) \leq P \right\}, \text{ and} \quad (14)$$

$$w_{k_{opt}} = \frac{P + \sum_{i=1}^{n-k_{opt}} \eta_i}{n - k_{opt}}. \quad (15)$$

Proof: We write C_k as a function of w_k [13]

$$C_k = \sum_{i=1}^{n-k} \log(1 + (w_k - \eta_i)/\eta_i) = \sum_{i=1}^{n-k} \log(w_k/\eta_i). \quad (16)$$

Step 1: If $\eta_{n-k} > w_k$, we have $C_{k+1} > C_k$. Therefore, we first find the minimum k , denoted as k_{min} , such that $\eta_{n-k_{min}} \leq w_{k_{min}}$. Using the fact that $P = \sum_{i=1}^{n-k_{min}-1} (w_{k_{min}} - \eta_i)$, it holds

$$w_{k_{min}} = \eta_{n-k_{min}} + \frac{P - \sum_{i=1}^{n-k_{min}-1} (\eta_{n-k_{min}} - \eta_i)}{n - k_{min}}. \quad (17)$$

Therefore, k_{min} can be calculated as

$$k_{min} = \min_{0 \leq k \leq n-1} \left\{ k : \sum_{i=1}^{n-k-1} (\eta_{n-k} - \eta_i) \leq P \right\}. \quad (18)$$

In terms of capacity, we have

$$C_{k_{min}} \geq C_{k_{min}-1} \geq \dots \geq C_0. \quad (19)$$

Step 2: We then show $k_{opt} = k_{min}$, by proving $C_{k_{min}} \geq C_{k_{min}+1}$. Let $\Delta = (w_{k_{min}} - \eta_{n-k_{min}})/(n - k_{min} - 1)$. Due to the waterfilling, it holds $w_{k_{min}+1} = w_{k_{min}} + \Delta$. We can write $C_{k_{min}} - C_{k_{min}+1}$ as

$$\begin{aligned} & \sum_{i=1}^{n-k_{min}} \log(w_{k_{min}}/\eta_i) - \sum_{i=1}^{n-k_{min}-1} \log((w_{k_{min}} + \Delta)/\eta_i) \\ &= (n - k_{min}) \log(w_{k_{min}}) - (n - k_{min} - 1) \log(w_{k_{min}} + \Delta) \\ & \quad - \log(\eta_{n-k_{min}}). \end{aligned}$$

Using Jensen's inequality for the concave log function, it holds

$$\frac{n - k_{min} - 1}{n - k_{min}} \log(w_{k_{min}} + \Delta) + \frac{\log(\eta_{n-k_{min}})}{n - k_{min}} \leq \log(w_{k_{min}}).$$

We have $C_{k_{min}} \geq C_{k_{min}+1}$. Repeating the process leads to

$$C_{k_{min}} \geq C_{k_{min}+1} \geq \dots \geq C_{n-1}. \quad (20)$$

Combining (19) and (20), we obtain $k_{opt} = k_{min}$. \blacksquare

Lemma 2 (Behaviour of η_1): For a fixed σ^2 , it holds

$$\lim_{n \rightarrow \infty} \eta_1 = 0, \quad (21)$$

with SVD and QR decompositions.

Proof: QR Case: Recall that $\eta_1 = \sigma^2 / (n \hat{R}_{1,1}^2)$ and $\hat{R}_{1,1}^2 \geq R_{1,1}^2$. Using [19, Lemma 2.1] and [20, Lemma 1], it holds

$$\Pr(\eta_1 \leq 2\sigma^2/n) \geq \Pr(2nR_{1,1}^2 \geq n) \geq 1 - \exp(-n/8).$$

SVD Case: According to [19, Theorem 2.37], it holds

$$\lim_{n \rightarrow \infty} n \cdot \eta_1 \leq \lim_{n \rightarrow \infty} \sigma^2 / R_{1,1}^2 = \sigma^2/4. \quad \blacksquare$$

Lemma 3 (Noise Power): For a sufficiently large n , it holds

$$\sum_{i=1}^{n-k_{opt}} \eta_i < P, \quad (22)$$

with SVD and QR decompositions.

Proof: Recall that $(n - k_{opt})w_{k_{opt}} = P + \sum_{i=1}^{n-k_{opt}} \eta_i$ in Lemma 1. Since $\eta_i = \sigma^2 / (n \hat{R}_{i,i}^2)$ is a convex function of $\hat{R}_{i,i}^2$ and $\lim_{n \rightarrow \infty} \eta_1 = 0$ from Lemma 2, for a sufficiently large n , the total normalized noise power, represented by $\sum_{i=1}^{n-k_{opt}} \eta_i$,

is smaller than half of the area of the *waterline rectangle*, represented by $(n - k_{opt})w_{k_{opt}}/2$. Thus, we obtain (22). ■

We then estimate the distribution of k_{opt} using Lemma 3.

Lemma 4 (Tail Behaviour of k_{opt}): For $k \geq 0$, it holds

$$\Pr(k_{opt} > k) \geq \Pr\left(n\hat{R}_{n-k,n-k}^2 \leq \frac{(n-k-1)\sigma^2}{2P}\right), \quad (23)$$

with SVD/QR decomposition and a sufficiently large n .

Proof: According to Lemma 1, we have

$$\Pr(k_{opt} \leq k) = \Pr\left(\eta_{n-k} \leq \frac{P + \sum_{i=1}^{n-k-1} \eta_i}{n-k-1}\right).$$

Using (22), it holds $\sum_{i=1}^{n-k-1} \eta_i \leq \sum_{i=1}^{n-k_{opt}} \eta_i < P$ and thus

$$\Pr(k_{opt} \leq k) \leq \Pr\left(\eta_{n-k} < \frac{2P}{n-k-1}\right). \quad \blacksquare$$

Lemma 5 ($k_{opt} > 0$): For a sufficiently large n , it holds

$$\Pr(k_{opt} > 0) \geq \begin{cases} 1 - \exp\left(-\frac{(n-1)\sigma^2}{2P}\right), & \text{QR} \\ 1 - \exp\left(-\frac{(n-1)n\sigma^2}{2P}\right), & \text{SVD} \end{cases} \quad (24)$$

Proof: QR Case: Since $\hat{R}_{n,n}^2 \leq R_{n,n}^2$ using [19, Lemma 2.1] and Lemma 4, we obtain $\Pr(k_{opt} > 0) \geq$

$$\Pr\left(2nR_{n,n}^2 \leq (n-1)\sigma^2/P\right) = 1 - \exp\left(-\frac{(n-1)\sigma^2}{2P}\right)$$

SVD Case: Using [5, Theorem 1.1] and Lemma 4,

$$\begin{aligned} \Pr(k_{opt} > 0) &\geq \Pr\left(nR_{n,n}^2 \leq (n-1)\sigma^2/(2P)\right) \\ &= 1 - \exp\left(-\frac{(n-1)n\sigma^2}{2P}\right). \quad \blacksquare \end{aligned}$$

Remark 2: Lemma 5 confirms that CP occurs almost surely in the massive MIMO channel, given a fixed SNR and sufficiently large n . For the SVD, CP occurs even when $\text{SNR} = O(n)$. A simplified explanation is that the polarization decomposition of a large Gaussian random matrix generates both good and bad subchannels. Given the total power constraint, the waterfilling will allocate zero power to the worst subchannels in order to maximize the overall sum rate.

C. Channel Polarization vs. Channel Equalization

Let C_{CE} be the capacity achieved through the LR-SIC in (4). Assuming the *worst-case scenario* with small values of n and $k_{opt} = 0$, we compare C_{CP} (i.e., C_0 in (13)) and C_{CE} .

Lemma 6 (Worst-Case): If $\tau^2 > 12$, then $C_{CP} > C_{CE}$.

Proof: According to [6], it holds

$$\mathbb{E}_{\mathbf{s}}(\|(\sqrt{n}\mathbf{H})^{-1}(\mathbf{s} - \tau\mathbf{b})\|^2) = \frac{\tau^2 \sum_{i=1}^{2n} \|\hat{\mathbf{b}}_i\|^2}{12} \geq \frac{n\tau^2}{6 \det(\sqrt{n}\mathbf{H})^{2/n}}$$

where $\hat{\mathbf{b}}_i$ are the Gram-Schmidt vectors of the reduced basis of $[\Re(\sqrt{n}\mathbf{H}), -\Im(\sqrt{n}\mathbf{H}); \Im(\sqrt{n}\mathbf{H}), \Re(\sqrt{n}\mathbf{H})]^{-1}$. The inequality holds due to the AM-GM inequality and $\prod_{i=1}^{2n} \|\hat{\mathbf{b}}_i\|^2 = \det(\sqrt{n}\mathbf{H})^{-4}$. Given $\tau^2 > 12$, we can write C_{CE} as [13]

$$C_{CE} = n \log(1 + 2/\bar{\eta}) < n \log\left(1 + P \det(\mathbf{H})^{2/n}/\sigma^2\right). \quad (25)$$

According to Lemma 1 and (12), we can write C_{CP} as

$$C_{CP} = n \log(w_0) - \sum_{i=1}^n \log(\eta_i)$$

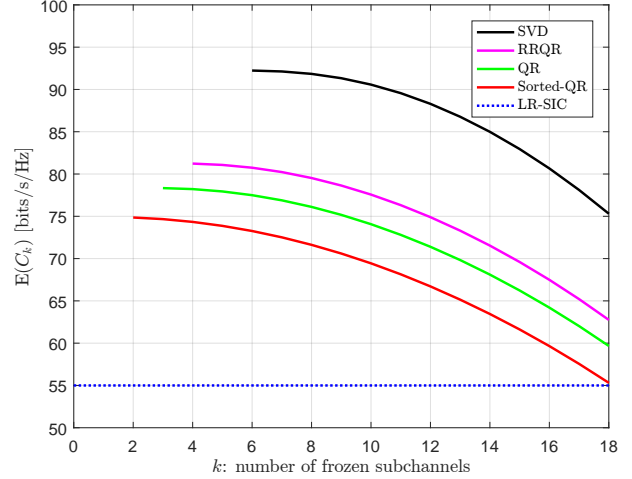


Fig. 1. 32×32 MIMO with $\text{SNR} = 10$ dB: $\mathbb{E}(C_k)$ with waterfilling

$$\begin{aligned} &= n \log\left(\frac{P + \sum_{i=1}^n \eta_i}{n}\right) - n \log\left(\frac{\sigma^2}{\det(\sqrt{n}\mathbf{H})^{2/n}}\right) \\ &\geq n \log\left(\frac{P}{n} + \frac{\sigma^2}{\det(\sqrt{n}\mathbf{H})^{2/n}}\right) - n \log\left(\frac{\sigma^2}{\det(\sqrt{n}\mathbf{H})^{2/n}}\right) \\ &= n \log\left(1 + P \det(\mathbf{H})^{2/n}/\sigma^2\right). \quad (26) \end{aligned}$$

According to (25) and (26), we obtain $C_{CP} > C_{CE}$. ■

Remark 3: A common choice for τ is $\tau \geq 4$ [3]. Lemma 6 shows that the CP method achieves a higher capacity than the CE method (based on LR-SIC), even in small MIMO systems.

In Fig. 1, we plot the average capacity $\mathbb{E}(C_k)$ of a 32×32 MIMO channel, given $\text{SNR} = 10$ dB ($\sigma^2 = 6.4, P = 64$). We consider SVD, QR, sorted QR [7], Rank-Revealing QR (RRQR) [21], and LR-SIC [4] (with $\tau = 4$ and $k = 0$). We observe that a “deeper” polarization decomposition provides a higher capacity. Polarization decomposition using RRQR will be included in the journal version. For SVD and QR, the capacity is achieved by freezing certain number of subchannels, e.g., $k_{opt} = 6$ for SVD and $k_{opt} = 3$ for QR.

In Fig. 2, we increase the number of antennas to 128 and plot the average capacity $\mathbb{E}(C_k)$ again. We observed that for a larger MIMO system, capacity is achieved by freezing more subchannels, e.g., $k_{opt} = 22$ for SVD and $k_{opt} = 11$ for QR. Compared to Fig. 1, the gap between SVD and LR-SIC increases, since the performance of LR-SIC degrades exponentially as the number of antennas increases [6]. We observe that the capacity of CP is higher than that of CE, even when freezing many weak subchannels. This property will be used to design CP precoding/decoding in the next section.

Note that CP also occurs in the high SNR region, e.g., $k_{opt} = 8$ for SVD with $n = 128$ and $\text{SNR} = 20$ dB. More simulation results will be in the journal version due to page limits.

IV. PRECODING BASED ON CHANNEL POLARIZATION

A straightforward precoding strategy is to transmit the information bits over the $n - k_{opt}$ good subchannels, while freezing the k_{opt} bad subchannels. For simplicity’s sake, we assume that the subchannels in (11) has been sorted, i.e., $R_{1,1}^2 \geq \dots \geq R_{n,n}^2$. The CP precoding is defined below.

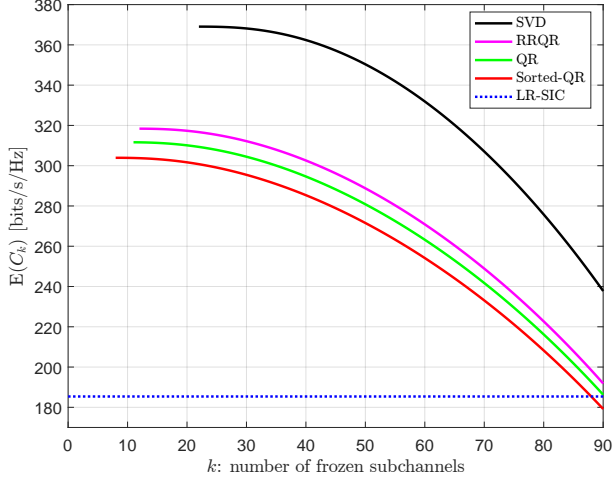


Fig. 2. 128×128 MIMO with SNR = 10 dB: $\mathbb{E}(C_k)$ with waterfilling

A. CP Precoding

Definition 6 (CP Precoding): For $1 \leq i \leq n - k_{opt}$, let \mathcal{M}_i be the constellation for the i^{th} sorted subchannel, and $\ell_i = \log_2(|\mathcal{M}_i|)$ be the bit-size of \mathcal{M}_i . Note that

$$\mathbb{E}(\Re(\mathcal{M}_i)^2) = \mathbb{E}(\Im(\mathcal{M}_i)^2) = 1. \quad (27)$$

Let $\ell = \sum_{i=1}^{n-k_{opt}} \ell_i$ and $\mathcal{M} = \mathcal{M}_1 \times \dots \times \mathcal{M}_{n-k_{opt}}$. Given a bit stream $\mathbf{m} = \{0, 1\}^\ell$, we define a bijective mapping

$$\text{PEnc} : \{0, 1\}^\ell \rightarrow \mathcal{M}, \quad (28)$$

where $\text{PEnc}(\mathbf{m})$ maps \mathbf{m} into a point in \mathcal{M} . The remaining k_{opt} subchannels are frozen. The CP precoding is defined as

$$\mathbf{x} = \mathbf{Q}_2^{-1} \cdot \mathbf{p} \odot \begin{bmatrix} \text{PEnc}(\mathbf{m}) \\ \mathbf{0}_{k_{opt}} \end{bmatrix} = \mathbf{Q}_2^{-1} \hat{\mathbf{s}}, \quad \text{where} \quad (29)$$

$$\mathbf{p} = \left[\sqrt{(w_{k_{opt}} - \eta_1)/2}, \dots, \sqrt{(w_{k_{opt}} - \eta_{n-k_{opt}})/2}, 0, \dots, 0 \right]^T.$$

The values of k_{opt} and $w_{k_{opt}}$ are given in Lemma 1.

Remark 4: In practice, we can select $\mathcal{M}_i = 2^{\ell_i}$ -QAM (normalized to satisfy (27)) and choose the Gray Mapping for PEnc . The value of ℓ_i depends on the capacity of the i^{th} sorted subchannel. Therefore, a superior subchannel will be assigned more information bits than a weaker one. The decoding process is straightforward and thus omitted. The cost of CP precoding is summarized in Table I.

TABLE I
COMPLEXITY AFTER PRE- AND POST-PROCESSING

Method	Precoding Cost	Decoding Cost	CSIT Cost
CP: SVD	$O(n)$	$O(n)$	$O(n^2)$
CP: QR/RRQR	$O(n)$	$O(n^2)$	$O(n)$
CE: LR-SIC	$O(n^2)$	$O(n)$	$O(n^2)$

B. Improving the Decoding Performance for a Fixed Rate

Given a *design* SNR, we can compute C_{CP} using Lemma 1. For a fixed data rate $R < C_{CP}$, we can freeze $\hat{k} \geq k_{opt}$ worst subchannels, satisfying $\sum_{i=1}^{n-\hat{k}} \ell_i \geq R$. Let α_i be a scalar such that the minimum distance between the constellation points in

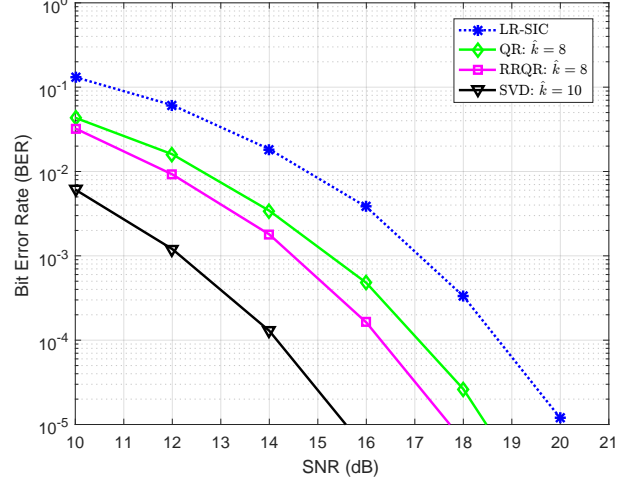


Fig. 3. 32×32 MIMO: BER of different precoding schemes

$\alpha_i \mathcal{M}_i$ is 2, for $1 \leq i \leq n$. The decoding error probability of the CP precoding is determined by the correct decoding radius:

$$d_{\min} = \min_{1 \leq i \leq n-\hat{k}} \left\{ \sqrt{n(w_{k_{opt}} - \eta_i)/2} \cdot |R_{i,i}|/\alpha_i \right\}. \quad (30)$$

If $\mathcal{M}_i = 2^{\ell_i}$ -QAM (normalized), $\alpha_i = \sqrt{(2^{\ell_i} - 1)/3}$. As shown in Figs. 1 and 2, with design SNR = 10 dB, freezing a few more subchannels has minimal impact on the achievable rate, but it can lead to a significant increase in d_{\min} .

C. Simulation Results

In Fig. 3, we compare the decoding performance for different precoding methods in a 32×32 MIMO system. We fix the power constant $P = 64$ and the data rate $R = 64$ bits. The value of \hat{k} is selected based on Fig. 1, so that the achievable rate is larger than R if $\text{SNR} \geq 10$ dB. For demonstration purposes, we use a simple bit-allocation strategy: For LR-SIC, we transmit (normalized) 4-QAM symbols via all the n parallel subchannels. For SVD and QR, we first freeze the \hat{k} worst subchannels, then transmit (normalized) 16-QAM symbols via the \hat{k} best subchannels, and finally send (normalized) 4-QAM for the remaining $n - 2\hat{k}$ subchannels. The total data rate remains the same as 64 bits. We observe that the CP precoding (SVD and QR) outperforms the CE precoding (LR-SIC). Note that the CSIT cost of SVD and LR-SIC is $O(n^2)$, while for QR and RRQR, it is $O(n)$. An optimized bit-allocation strategy could further enhance CP precoding's decoding performance.

As explained in Section II-C, the proposed CP precoding can be directly applied to the $Kn \times Kn$ MU downlink channel.

V. CONCLUSION

We have shown that the massive MIMO channel can be polarized by common matrix decomposition methods. For the viewpoint of channel polarization, we have developed a simple precoding scheme, where the information bits are only transmitted via the good subchannels. We demonstrate that channel polarization outperforms channel equalization in terms of both capacity and decoding performance. Future work will focus on optimizing bit-allocation and investigating alternative polarization decompositions.

REFERENCES

- [1] X. Lin, J. Li, R. Baldemair, J.-F. T. Cheng, S. Parkvall, D. C. Larsson, H. Koorapaty, M. Frenne, S. Falahati, A. Grovlen, and K. Werner, "5G New Radio: Unveiling the Essentials of the Next Generation Wireless Access Technology," *IEEE Communications Standards Magazine*, vol. 3, no. 3, pp. 30–37, 2019.
- [2] T. Yoo and A. Goldsmith, "On the optimality of multiantenna broadcast scheduling using zero-forcing beamforming," *IEEE Journal on Selected Areas in Communications*, vol. 24, no. 3, pp. 528–541, 2006.
- [3] B. M. Hochwald, C. B. Peel, and A. L. Swindlehurst, "A vector perturbation technique for near-capacity multiantenna multiuser communications-Part II: Perturbation," *IEEE Trans. Commun.*, vol. 53, pp. 537–544, Mar. 2005.
- [4] C. Windpassinger, R. Fischer, and J. B. Huber, "Lattice-reduction-aided broadcast precoding," *IEEE Trans. Commun.*, vol. 52, pp. 2057–2060, Dec. 2004.
- [5] T. Tao and V. Vu, "Random matrices: the distribution of the smallest singular values," *Geometric and Functional Analysis*, vol. 20, pp. 260–297, Jun. 2010.
- [6] S. Liu, C. Ling, and X. Wu, "Proximity factors of lattice reduction-aided precoding for multiantenna broadcast," in *Proc. IEEE Int. Symp. Inform. Theory (ISIT'12)*, Cambridge, MA, USA, Jul. 2012.
- [7] D. Wubben, R. Bohnke, J. Rinas, V. Kuhn, and K. Kammeyer, "Efficient algorithm for decoding layered space-time codes," *Electron. Lett.*, vol. 37, pp. 1348–1350, Oct. 2001.
- [8] H. Yao and G. W. Wornell, "Lattice-reduction-aided detectors for MIMO communication systems," in *Proc. Globecom'02*, Taipei, China, Nov. 2002, pp. 17–21.
- [9] C. Windpassinger and R. F. H. Fischer, "Low-complexity near-maximum-likelihood detection and precoding for MIMO systems using lattice reduction," in *Proc. IEEE Information Theory Workshop*, Paris, France, Mar. 2003, pp. 345–348.
- [10] S. Liu, C. Ling, and D. Stehlé, "Decoding by sampling: A randomized lattice algorithm for bounded-distance decoding," *IEEE Trans. Inf. Theory*, vol. 57, no. 9, pp. 5933–5945, Sep. 2011.
- [11] C. Ling, "On the proximity factors of lattice reduction-aided decoding," *IEEE Trans. Signal Process.*, vol. 59, no. 6, pp. 2795–2808, Jun. 2011.
- [12] E. Arikan, "Channel Polarization: A Method for Constructing Capacity-Achieving Codes for Symmetric Binary-Input Memoryless Channels," *IEEE Transactions on Information Theory*, vol. 55, no. 7, pp. 3051–3073, 2009.
- [13] D. Tse and P. Viswanath, *Fundamentals of Wireless Communication*. Cambridge, UK: Cambridge University Press, 2005.
- [14] Q. Spencer, A. Swindlehurst, and M. Haardt, "Zero-forcing methods for downlink spatial multiplexing in multiuser MIMO channels," *IEEE Transactions on Signal Processing*, vol. 52, no. 2, pp. 461–471, 2004.
- [15] E. Viterbo and J. Boutros, "A universal lattice code decoder for fading channels," *IEEE Trans. Inf. Theory*, vol. 45, pp. 1639–1642, Jul. 1999.
- [16] L. Babai, "On Lovász' lattice reduction and the nearest lattice point problem," *Combinatorica*, vol. 6, no. 1, pp. 1–13, 1986.
- [17] E. Lukacs and E. P. King, "A property of the normal distribution," *Ann. Math. Statist.*, vol. 25, no. 2, pp. 389–394, 1954.
- [18] T. M. Cover and J. A. Thomas, *Elements of Information Theory (Wiley Series in Telecommunications and Signal Processing)*. USA: Wiley-Interscience, 2006.
- [19] A. M. Tulino and S. Verdú, *Random Matrix Theory and Wireless Communications*. North America: Now Publishers Inc., 2004.
- [20] B. Laurent and P. Massart, "Adaptive estimation of a quadratic functional by model selection," *The Annals of Statistics*, vol. 28, no. 5, pp. 09 2000. [Online]. Available: <http://dx.doi.org/10.1214/aos/1015957395>
- [21] M. Gu and S. C. Eisenstat, "Efficient algorithms for computing a strong rank-revealing qr factorization," *SIAM Journal on Scientific Computing*, vol. 17, no. 4, pp. 848–869, 1996. [Online]. Available: <https://doi.org/10.1137/0917055>