

Comments and extensions on “State-equivalent form and minimum-order compensator design for rectangular descriptor systems”

Shuo Shi, and Juan Zhang

Abstract—This technical note presents a counterexample showing that the equivalence conditions proposed by Geng et al. (IEEE Trans. Automat. Control, 2024), which use a minimum-order compensator (MOC) to achieve desired designs, including generalized regularity or both generalized regularity and free of impulse, are sufficient but not necessary. Furthermore, revised equivalence conditions are introduced, along with an equivalence condition ensuring the closed-loop system remains generalized regular, impulse-free, and stable using MOC. Additionally, it is shown that output feedback can replace the MOC, achieving the same design without increasing dimensionality. These findings are validated through a circuit example.

Index Terms—Rectangular descriptor systems, minimum-order compensator, output feedback, generalized regularization, impulse elimination, stabilizability.

I. INTRODUCTION

Descriptor systems, also known as singular or differential-algebraic systems, are widely used in fields like circuit modeling, aerospace, and constrained mechanical systems [1]–[3]. These systems can be square or rectangular. While square descriptor systems have a well-established theoretical and control framework [4]–[6], rectangular descriptor systems (RDSs) are particularly useful when the number of variables differs from the number of equations, such as in electronic networks and constrained robotics [7].

RDSs allow modeling of complex systems with constraints, such as redundant equations or mixed model types [8]. This flexibility, however, comes at the cost of significant analytical challenges. For example, terms like “no impulsive mode” and “impulse-free”, equivalent in square systems, have distinct meanings in RDSs [9]–[11].

In fact, a major analytical challenge in RDSs is their potential to lack solutions or exhibit multiple solutions. To address this, the concept of generalized regularity [12] ensures the existence of unique solutions for RDSs. Additionally, regularizing controllers using derivative and proportional output feedback have been proposed to complement earlier studies, such as [13], which explored output feedback for RDSs without regularizing controllers.

This work was supported in part by the National Key Research and Development Program of China 2023YFB3001604. (Corresponding author: Juan Zhang.)

The authors are with Hunan Key Laboratory for Computation and Simulation in Science and Engineering, Key Laboratory of Intelligent Computing and Information Processing of Ministry of Education, and School of Mathematics and Computational Science, Xiangtan University, Xiangtan, 411105, China (e-mail: shishuomath@foxmail.com; zhangjuan@xtu.edu.cn).

Even generalized regular RDSs can exhibit impulsive behaviors, which may lead to control saturation or system failure. To address these, rank conditions [9]–[11] have been proposed to identify behaviors such as impulse, impulsive mode, and impulse-observable. Building on these methods, [14] extended the use of the Kronecker canonical form to establish equivalence conditions for impulse-controllable and impulse-mode-controllable. These undesirable behaviors must be eliminated to ensure system performance. Approaches like static feedback are commonly employed, including impulse elimination via proportional state feedback [10] and impulse-mode control through proportional-plus-derivative state feedback [15], [16].

Stability is another critical aspect of RDSs, as instability undermines practical applications. While stability analyses for square descriptor systems are well-documented [17], these have been extended to RDSs [18], including rectangular descriptor Markov jump systems [19].

Given the importance of stability, recent research integrates stabilizability with generalized regularization and impulse elimination to form a comprehensive RDS design framework. For example, dynamic compensation [20] ensures closed-loop systems are regular, impulse-free, and stable by leveraging well-established theories for square descriptor systems. However, this approach often increases system complexity and dimensionality unnecessarily.

To overcome these limitations, [21] introduced a minimum-order compensator (MOC), which simplifies the design while preserving system properties and minimizing dimensionality. They established equivalence conditions to ensure the closed-loop system is either generalized regular or both generalized regular and impulse-free using the MOC [21, Theorems 3, 4], along with a sufficient condition for stability.

However, the equivalence conditions in [21, Theorems 3, 4] are sufficient but not necessary, indicating the need for further investigation into more comprehensive criteria. The contributions of this note are as follows:

- 1) A counterexample demonstrates that the equivalence rank conditions in [21, Theorems 3, 4] are sufficient but not necessary.
- 2) Revised equivalence conditions for Theorems 3 and 4 in [21] are derived.
- 3) Equivalence conditions are established for the existence of an MOC that ensures the closed-loop system is generalized regular, impulse-free, and stable.
- 4) It is shown that output feedback can replace the MOC, achieving the same design while preserving the dimen-

sionality of the closed-loop system.

The remainder of this note is structured as follows: Section II covers basic concepts and lemmas; Section III presents a counterexample for [21, Theorems 3, 4]; Section IV explores MOC or output feedback design, demonstrating their equivalence; Section V validates the results with a circuit example. The article concludes with a summary.

Notations: Let $A \in \mathbb{R}^{m \times n}$ be a real matrix of size $m \times n$, $x \in \mathbb{R}^n$ be a real column vector of size n , and $s \in \mathbb{C}$ be a complex number with $Re(s)$ denoting its real part. The symbol I_n represents the $n \times n$ identity matrix, $\text{rank}(A)$ denotes the rank of matrix A , and A^T is its transpose. The term $\text{normal-rank}(sE - A)$ represents $\max_{s \in \mathbb{C}} \text{rank}(sE - A)$. For matrices, $A \geq 0$ indicates that A is symmetric and semi-positive definite, while $A < 0$ means A is symmetric and negative definite.

II. MODEL DESCRIPTION AND PRELIMINARIES

The definitions and results in this paper, unless otherwise stated, assume the case of $m \geq n$. Consider the following linear, time-invariant RDS described by

$$\begin{cases} E\dot{x} = Ax + Bu, \\ y = Cx, \end{cases} \quad (1)$$

where $x \in \mathbb{R}^n$, $u \in \mathbb{R}^p$, and $y \in \mathbb{R}^q$ represent the state vector, input vector, and output vector, respectively. The matrices A , $E \in \mathbb{R}^{m \times n}$, $B \in \mathbb{R}^{m \times p}$, and $C \in \mathbb{R}^{q \times n}$ are given. Based on the dimensions of the coefficient matrices E and A , the system (1) is said to have dimensions $m \times n$. If $m = n$, the system is referred to as square; otherwise, it is rectangular.

First, two classical controllers are introduced: by combining system (1) with a dynamic compensator

$$\begin{cases} E_c \dot{x}_c = A_c x_c + B_c y, \\ u = C_c x_c + D_c y, \end{cases} \quad (2)$$

where $E_c, A_c \in \mathbb{R}^{m_c \times n_c}$, $B_c \in \mathbb{R}^{m_c \times q}$, $C_c \in \mathbb{R}^{p \times n_c}$, and $D_c \in \mathbb{R}^{p \times q}$ are unknown constant matrices; $x_c \in \mathbb{R}^{n_c}$ is the state vector of the compensator. The closed-loop system is given by the following formulation:

$$\begin{bmatrix} E & 0 \\ 0 & E_c \end{bmatrix} \begin{bmatrix} \dot{x} \\ \dot{x}_c \end{bmatrix} = \begin{bmatrix} A + BD_c C & BC_c \\ B_c C & A_c \end{bmatrix} \begin{bmatrix} x \\ x_c \end{bmatrix},$$

i.e.,

$$\bar{E} \begin{bmatrix} \dot{x} \\ \dot{x}_c \end{bmatrix} = (\bar{A} + \bar{B} \tilde{K} \bar{C}) \begin{bmatrix} x \\ x_c \end{bmatrix}, \quad (3)$$

where $\bar{E} = \begin{bmatrix} E & 0 \\ 0 & E_c \end{bmatrix}$, $\bar{A} = \begin{bmatrix} A & 0 \\ 0 & 0 \end{bmatrix}$, $\bar{B} = \begin{bmatrix} B & \\ 0 & I_{m_c} \end{bmatrix}$, $\bar{C} = \begin{bmatrix} C & 0 \\ 0 & I_{n_c} \end{bmatrix}$, and $\tilde{K} = \begin{bmatrix} D_c & C_c \\ B_c & A_c \end{bmatrix}$.

Based on the work of [20] and [21], the dynamic compensator (2) is categorized as follows:

Definition 1: If $E_c \in \mathbb{R}^{m_c \times n_c}$ with $m + m_c = n + n_c$, then dynamic compensator (2) is referred to as a square compensator (SC) [20]. If $E_c \in \mathbb{R}^{1 \times 1}$, then it is referred to as a minimum-order compensator (MOC) [21].

Next, we introduce another controller: applying the output feedback

$$u = Ky \quad (4)$$

to system (1), the closed-loop system is obtained as:

$$E\dot{x} = (A + BKC)x, \quad (5)$$

where $K \in \mathbb{R}^{p \times q}$ is an unknown constant matrix.

The following definitions are relevant for RDSs:

Definition 2 ([12, Theorem 1]): The RDS (1) is generalized regular if $\text{normal-rank}(sE - A) = n$.

Definition 3 ([18, p. 2858]): The RDS (1) is column regular if $\text{rank}(sE - A) = n$ for almost all $s \in \mathbb{C}$.

It is evident that generalized regularity can be derived from column regularity.

Definition 4 ([10, Definition 1]): The RDS (1) with $u(t) = 0$ is impulse-free if all solutions $x(t)$ are smooth on the time interval $[0, \infty)$ for every admissible initial condition $x(0)$.

Definition 5 ([18, p. 2858]): A complex number $\lambda \in \mathbb{C}$ is a finite eigenvalue of RDS (1) if $\text{rank}(\lambda E - A) < \text{normal-rank}(sE - A)$. The RDS (1) is stable if all finite eigenvalues λ satisfy $Re(\lambda) < 0$.

Remark 1: When $m = n$, Definitions 2, 4, and 5 correspond to the definitions of regular, impulse-free, and stable in square descriptor systems, respectively [6].

Finally, we present several lemmas to support the main results:

Lemma 1 ([10, Theorem 1] [11, Corollary 1]): The RDS (1) is generalized regular and impulse-free iff

$$\text{rank} \begin{bmatrix} E & 0 \\ A & E \end{bmatrix} = n + \text{rank} E.$$

Lemma 2 ([22, Theorem 2.1]): Let $E \in \mathbb{R}^{m \times n}$, $B \in \mathbb{R}^{m \times p}$, $C \in \mathbb{R}^{q \times n}$, and $K \in \mathbb{R}^{p \times q}$. Then

$$\max_K \text{rank}(E + BKC) = \min \left\{ \text{rank} \begin{bmatrix} E & B \end{bmatrix}, \text{rank} \begin{bmatrix} E \\ C \end{bmatrix} \right\}.$$

Lemma 3 ([18, Corollary 1]): The RDS (1) is column regular, impulse-free, and stable iff there exists a solution X to the following matrix inequalities:

$$\begin{aligned} E^T X &= X^T E \geq 0, \\ A^T X + X^T A &< 0. \end{aligned}$$

Remark 2: The generalized regularity, impulse-free behavior, and stability of an RDS can be deduced from its column regularity, impulse-free behavior, and stability. Conversely, if the system is generalized regular, impulse-free, and stable, then for any $s \in \mathbb{C}$ with $Re(s) \geq 0$, we have $\text{rank}(sE - A) = n$ (By Definition 5), which implies that the system approximates column regularity, impulse-free behavior, and stability.

III. COUNTEREXAMPLE

In this section, we give a counterexample for [21, Theorems 3, 4]. First, recall the rank conditions proposed in [21]:

(a) [21, Theorem 3] There exists an MOC (2) such that the closed-loop system (3) is generalized regular iff

$$\text{rank} \begin{bmatrix} sE - A & B \\ & C \end{bmatrix} = \text{rank} \begin{bmatrix} sE - A \\ C \end{bmatrix} = n.$$

(b) [21, Theorem 4] There exists an MOC (2) such that the closed-loop system (3) is generalized regular and impulse-free iff

$$\text{rank} \begin{bmatrix} 0 & E & 0 \\ E & A & B \end{bmatrix} = \text{rank} \begin{bmatrix} 0 & E \\ E & A \\ 0 & C \end{bmatrix} = n + \text{rank} E.$$

However, these rank conditions in (a) and (b) are sufficient but not necessary. Below, we provide a counterexample.

$$\text{Let } E = \begin{bmatrix} 1 & 0 & 0 \\ 0 & 0 & 0 \\ 0 & 0 & 0 \\ 0 & 0 & 0 \end{bmatrix}, A = \begin{bmatrix} 0 & 0 & 0 \\ 0 & 1 & 0 \\ 0 & 0 & 0 \\ 0 & 0 & 0 \end{bmatrix}, B = I_4, \text{ and } C =$$

I_3 in the RDS (1). Clearly there is $\text{rank} E = 1$, $n = 3$, and also

$$\begin{aligned} \text{normal-rank}(sE - A) &= \text{normal-rank} \begin{bmatrix} s & 0 & 0 \\ 0 & -1 & 0 \\ 0 & 0 & 0 \\ 0 & 0 & 0 \end{bmatrix} \\ &= 2 < n, \end{aligned}$$

i.e., system (1) is not generalized regular (By Definition 2). Moreover,

$$\begin{aligned} \text{rank} \begin{bmatrix} E & 0 \\ A & E \end{bmatrix} &= \text{rank} \begin{bmatrix} 1 & 0 & 0 & 0 & 0 & 0 \\ 0 & 0 & 0 & 0 & 0 & 0 \\ 0 & 0 & 0 & 0 & 0 & 0 \\ 0 & 0 & 0 & 0 & 0 & 0 \\ 0 & 0 & 0 & 1 & 0 & 0 \\ 0 & 1 & 0 & 0 & 0 & 0 \\ 0 & 0 & 0 & 0 & 0 & 0 \\ 0 & 0 & 0 & 0 & 0 & 0 \end{bmatrix} \\ &= 3 < n + \text{rank} E = 4, \end{aligned}$$

i.e., system (1) is neither generalized regular nor impulse-free (By Lemma 1). Additionally,

$$\text{rank} \begin{bmatrix} sE - A \\ C \end{bmatrix} = \text{rank} \begin{bmatrix} s & 0 & 0 \\ 0 & -1 & 0 \\ 0 & 0 & 0 \\ 0 & 0 & 0 \\ 1 & 0 & 0 \\ 0 & 1 & 0 \\ 0 & 0 & 1 \end{bmatrix},$$

$$\text{rank} [sE - A \quad B] = \text{rank} \begin{bmatrix} s & 0 & 0 & 1 & 0 & 0 & 0 \\ 0 & -1 & 0 & 0 & 1 & 0 & 0 \\ 0 & 0 & 0 & 0 & 0 & 1 & 0 \\ 0 & 0 & 0 & 0 & 0 & 0 & 1 \end{bmatrix},$$

indicating:

$$\text{rank} \begin{bmatrix} sE - A \\ C \end{bmatrix} = 3 = n < \text{rank} [sE - A \quad B] = 4.$$

Thus, the system (1) does not satisfy the rank conditions in [21, Theorem 3]. Similarly,

$$\text{rank} \begin{bmatrix} 0 & E \\ E & A \\ 0 & C \end{bmatrix} = \text{rank} \begin{bmatrix} 0 & 0 & 0 & 1 & 0 & 0 \\ 0 & 0 & 0 & 0 & 0 & 0 \\ 0 & 0 & 0 & 0 & 0 & 0 \\ 0 & 0 & 0 & 0 & 0 & 0 \\ \hline 1 & 0 & 0 & 0 & 0 & 0 \\ 0 & 0 & 0 & 0 & 1 & 0 \\ 0 & 0 & 0 & 0 & 0 & 0 \\ 0 & 0 & 0 & 0 & 0 & 0 \\ \hline 0 & 0 & 0 & 1 & 0 & 0 \\ 0 & 0 & 0 & 0 & 1 & 0 \\ 0 & 0 & 0 & 0 & 0 & 1 \end{bmatrix},$$

$$\begin{aligned} \text{rank} \begin{bmatrix} 0 & E & 0 \\ E & A & B \end{bmatrix} \\ = \text{rank} \begin{bmatrix} 0 & 0 & 0 & 1 & 0 & 0 & 0 & 0 & 0 & 0 \\ 0 & 0 & 0 & 0 & 0 & 0 & 0 & 0 & 0 & 0 \\ 0 & 0 & 0 & 0 & 0 & 0 & 0 & 0 & 0 & 0 \\ 0 & 0 & 0 & 0 & 0 & 0 & 0 & 0 & 0 & 0 \\ \hline 1 & 0 & 0 & 0 & 0 & 0 & 1 & 0 & 0 & 0 \\ 0 & 0 & 0 & 0 & 1 & 0 & 0 & 1 & 0 & 0 \\ 0 & 0 & 0 & 0 & 0 & 0 & 0 & 0 & 1 & 0 \\ 0 & 0 & 0 & 0 & 0 & 0 & 0 & 0 & 0 & 1 \end{bmatrix}, \end{aligned}$$

i.e.,

$$\text{rank} \begin{bmatrix} 0 & E \\ E & A \\ 0 & C \end{bmatrix} = 4 = n + \text{rank} E < \text{rank} \begin{bmatrix} 0 & E & 0 \\ E & A & B \end{bmatrix} = 5,$$

i.e., the system (1) does not satisfy the rank conditions in [21, Theorem 4].

Finally, taking $E_c = [0]$, we have

$$\bar{E} = \begin{bmatrix} 1 & 0 & 0 & 0 \\ 0 & 0 & 0 & 0 \\ 0 & 0 & 0 & 0 \\ 0 & 0 & 0 & 0 \end{bmatrix}, \bar{A} = \begin{bmatrix} 0 & 0 & 0 & 0 \\ 0 & 1 & 0 & 0 \\ 0 & 0 & 0 & 0 \\ 0 & 0 & 0 & 0 \end{bmatrix}, \bar{B} = I_5,$$

and, $\bar{C} = I_4$. Clearly, $\text{rank} \bar{E} = 1$ and $n + 1 = 4$. Let

$$\tilde{K} = \begin{bmatrix} 0 & 0 & 0 & 0 \\ 0 & 0 & 0 & 0 \\ 0 & 0 & 0 & 0 \\ 0 & 0 & 1 & 0 \\ 0 & 0 & 0 & 1 \end{bmatrix}. \text{ Then } \bar{A} + \bar{B}\tilde{K}\bar{C} = \begin{bmatrix} 0 & 0 & 0 & 0 \\ 0 & 1 & 0 & 0 \\ 0 & 0 & 0 & 0 \\ 0 & 0 & 1 & 0 \\ 0 & 0 & 0 & 1 \end{bmatrix}.$$

Next, we have

$$\text{rank} \left(s\bar{E} - (\bar{A} + \bar{B}\tilde{K}\bar{C}) \right) = \text{rank} \begin{bmatrix} s & 0 & 0 & 0 \\ 0 & -1 & 0 & 0 \\ 0 & 0 & 0 & 0 \\ 0 & 0 & -1 & 0 \\ 0 & 0 & 0 & -1 \end{bmatrix},$$

i.e., $\text{normal-rank} \left(s\bar{E} - (\bar{A} + \bar{B}\tilde{K}\bar{C}) \right) = 4 = n + 1$. Thus, there exists an MOC (2) such that the closed-loop system (3) is generalized regular (By Definition 2), and also

$$\text{rank} \begin{bmatrix} \bar{E} & 0 \\ \bar{A} + \bar{B}\tilde{K}\bar{C} & \bar{E} \end{bmatrix}$$

$$\begin{aligned}
&= \text{rank} \left[\begin{array}{cccc|cccc} 1 & 0 & 0 & 0 & 0 & 0 & 0 & 0 \\ 0 & 0 & 0 & 0 & 0 & 0 & 0 & 0 \\ 0 & 0 & 0 & 0 & 0 & 0 & 0 & 0 \\ 0 & 0 & 0 & 0 & 0 & 0 & 0 & 0 \\ 0 & 0 & 0 & 0 & 0 & 0 & 0 & 0 \\ \hline 0 & 0 & 0 & 0 & 1 & 0 & 0 & 0 \\ 0 & 1 & 0 & 0 & 0 & 0 & 0 & 0 \\ 0 & 0 & 0 & 0 & 0 & 0 & 0 & 0 \\ 0 & 0 & 1 & 0 & 0 & 0 & 0 & 0 \\ 0 & 0 & 0 & 1 & 0 & 0 & 0 & 0 \end{array} \right] \\
&= 5 = (n+1) + \text{rank} \bar{E},
\end{aligned}$$

i.e., there exists an MOC (2) such that the closed-loop system (3) is generalized regular and impulse-free (By Lemma 1).

In conclusion, the rank conditions given in [21, Theorems 3, 4] are sufficient but not necessary.

IV. MAIN RESULTS

In this section, we study the design problem of MOC or output feedback for RDS (1). In Section IV-A, we revise Theorems 3 and 4 from [21]. Section IV-B extends Theorem 5 in [21], showing that output feedback can replace MOC while achieving the same design, and presents a design method for the MOC or output feedback to validate these results.

A. Revised equivalence conditions

First, we revisit Theorem 3 from [21], along with a corrected formulation.

Theorem 1: There exists an MOC (2) s.t. the closed-loop system (3) is generalized regular iff

$$\begin{aligned}
\text{normal-rank} \begin{bmatrix} sE - A \\ C \end{bmatrix} &= n \\
&\leq \text{normal-rank} [sE - A \quad B].
\end{aligned} \quad (6)$$

Proof: From Definition 2, the closed-loop system (3) is generalized regular iff there exists $s \in \mathbb{C}$, s.t.

$$\text{rank} \left(s\bar{E} - \left(\bar{A} + \bar{B}\tilde{K}\bar{C} \right) \right) = n + 1. \quad (7)$$

Since $\text{rank} \left(s\bar{E} - \left(\bar{A} + \bar{B}\tilde{K}\bar{C} \right) \right) \leq n + 1$, the matrix \tilde{K} can be treated as a variable, ensuring that the rank of (7) achieves its maximum value. Thus, (7) holds i.e.,

$$\max_{\tilde{K}} \text{rank} \left(s\bar{E} - \left(\bar{A} + \bar{B}\tilde{K}\bar{C} \right) \right) = n + 1. \quad (8)$$

By Lemma 2, (8) is equivalent to

$$\min \left\{ \text{rank} [s\bar{E} - \bar{A} \quad \bar{B}], \text{rank} \begin{bmatrix} s\bar{E} - \bar{A} \\ \bar{C} \end{bmatrix} \right\} = n + 1. \quad (9)$$

From (9), it follows that

$$n + 1 \leq \text{rank} \begin{bmatrix} s\bar{E} - \bar{A} \\ \bar{C} \end{bmatrix}, \quad n + 1 \leq \text{rank} [s\bar{E} - \bar{A} \quad \bar{B}].$$

Since $\text{rank} \begin{bmatrix} s\bar{E} - \bar{A} \\ \bar{C} \end{bmatrix} \leq n + 1$, it follows that

$$\text{rank} \begin{bmatrix} s\bar{E} - \bar{A} \\ \bar{C} \end{bmatrix} = n + 1 \leq \text{rank} [s\bar{E} - \bar{A} \quad \bar{B}]. \quad (10)$$

Thus, (10) implies (9), and they are equivalent. Furthermore, (10) is also equivalent to (6) holds. ■

Remark 3: When normal-rank $[sE - A \quad B] = m$ in (6), we get [20, Theorem 1], i.e., there exists an SC such that the closed-loop system (3) is regular.

Next, we proceed by presenting a revised version of [21, Theorem 4].

Theorem 2: There exists an MOC (2) s.t. the closed-loop system (3) is generalized regular and impulse-free iff

$$\text{rank} \begin{bmatrix} 0 & E \\ E & A \\ 0 & C \end{bmatrix} = n + \text{rank} E \leq \begin{bmatrix} 0 & E & 0 \\ E & A & B \end{bmatrix}. \quad (11)$$

Proof: From Lemma 1, the closed-loop system (3) is generalized regular and impulse-free iff

$$\text{rank} \begin{bmatrix} \bar{E} & 0 \\ \bar{A} + \bar{B}\tilde{K}\bar{C} & \bar{E} \end{bmatrix} = (n+1) + \text{rank} \bar{E}. \quad (12)$$

The remainder of the proof follows similarly to that of Theorem 1 and is therefore omitted. ■

Remark 4: When $\text{rank} \begin{bmatrix} 0 & E & 0 \\ E & A & B \end{bmatrix} = m + \text{rank} E$ in (11), we get [20, Theorem 2], i.e., there exists an SC such that the closed-loop system (3) is regular and impulse-free.

B. Connection between MOC and output feedback

We next present the design criteria for a stabilizing controller based on MOC.

Theorem 3: There exists an MOC (2) s.t. the closed-loop system (3) is generalized regular and stable iff

$$\text{rank} \begin{bmatrix} sE - A \\ C \end{bmatrix} = n \leq \text{rank} [sE - A \quad B] \quad (13)$$

for any $s \in \mathbb{C}_{\geq 0} = \{s \in \mathbb{C} \mid \text{Re}(s) \geq 0\}$.

Proof: “ \implies ” Since the closed-loop system (3) is generalized regular and stable, by Definition 5, for any fixed $s \in \mathbb{C}_{\geq 0}$, we have

$$\text{rank} \left(s\bar{E} - \left(\bar{A} + \bar{B}\tilde{K}\bar{C} \right) \right) = n + 1. \quad (14)$$

And by the discussion in Theorem 1, it follows that (13) holds for any $s \in \mathbb{C}_{\geq 0}$.

“ \impliedby ” Firstly, fixed E_c . From the proof of Theorem 1, we know that (14) holds for any fixed $s \in \mathbb{C}_{\geq 0}$. Let \tilde{K}_s denote the set of all \tilde{K} satisfying (14) for a fixed $s \in \mathbb{C}_{\geq 0}$. A key question is whether the intersection of all \tilde{K}_s is non-empty, i.e., $\bigcap_{s \in \mathbb{C}_{\geq 0}} \tilde{K}_s \neq \emptyset$? Indeed, this holds. Suppose that for any \tilde{K} , we have

$$\text{rank} \left(s\bar{E} - \left(\bar{A} + \bar{B}\tilde{K}\bar{C} \right) \right) < n + 1, \quad \forall s \in \mathbb{C}_{\geq 0}.$$

Using the arbitrary nature of K , we find

$$\max_{\tilde{K}} \text{rank} \left(s\bar{E} - \left(\bar{A} + \bar{B}\tilde{K}\bar{C} \right) \right) < n + 1.$$

By Lemma 2, this implies

$$\min \left\{ \text{rank} [s\bar{E} - \bar{A} \quad \bar{B}], \text{rank} \begin{bmatrix} s\bar{E} - \bar{A} \\ \bar{C} \end{bmatrix} \right\} < n + 1,$$

i.e., for any $s \in \mathbb{C}_{\geq 0}$, at least one of the following inequalities holds:

$$\text{rank} \begin{bmatrix} s\bar{E} - \bar{A} & \bar{B} \end{bmatrix} < n + 1, \text{rank} \begin{bmatrix} s\bar{E} - \bar{A} \\ \bar{C} \end{bmatrix} < n + 1.$$

This further simplifies to

$$\text{rank} \begin{bmatrix} sE - A & B \end{bmatrix} < n, \text{rank} \begin{bmatrix} sE - A \\ C \end{bmatrix} < n.$$

This contradicts (13), confirming the existence of \tilde{K} s.t. (14) holds for any $s \in \mathbb{C}_{\geq 0}$. This completes the proof. ■

Next, by combining Theorems 1, 2, and 3, we derive results that extend the sufficient conditions presented in [21, Theorems 5] by establishing them as equivalence conditions.

Theorem 4: There exists an MOC (2) s.t. the closed-loop system (3) is generalized regular, impulse-free and stable iff (11) holds and (13) holds for any $s \in \mathbb{C}_{\geq 0}$.

Proof: “ \implies ” Follows from Theorems 2 and 3.

“ \impliedby ” Suppose that for any matrix E_c, \tilde{K} , the closed-loop system (3) fails to satisfy at least one of the three criteria: generalized regularity, impulse-free, or stability. This implies that (12) and (14) do not hold simultaneously. However, from Theorem 2 and 3, it follows that (11) and (13) must also fail to hold simultaneously, leading to a contradiction. Therefore, there exist E_c, \tilde{K} s.t. the closed-loop system (3) is generalized regular, impulse-free and stable. ■

Remark 5: When $\text{rank} \begin{bmatrix} 0 & E & 0 \\ E & A & B \end{bmatrix} = m + \text{rank} E$ in (11) and $\text{rank} \begin{bmatrix} sE - A & B \end{bmatrix} = m$ in (13), we get [20, Theorem 5], i.e., there exists an SC such that the closed-loop system (3) is regular, impulse-free and stable.

Moreover, we analyze MOC relationship with output feedback, showing that output feedback (4) can replace MOC (2), achieving the same design while preserving the original system’s dimension.

Theorem 5: The following statements hold.

- (i) There exists an output feedback (4) s.t. the closed-loop system (5) is generalized regular iff (6) holds
- (ii) There exists an output feedback (4) s.t. the closed-loop system (5) is generalized regular and impulse-free iff (11) holds.
- (iii) There exists an output feedback (4) s.t. the closed-loop system (5) is generalized regular and stable iff (13) holds for any $s \in \mathbb{C}_{\geq 0}$.
- (iv) There exists an output feedback (4) s.t. the closed-loop system (5) is generalized regular, impulse-free, and stable iff (11) holds and (13) holds for any $s \in \mathbb{C}_{\geq 0}$.

Proof: Due to the similarities in the proofs of parts (i) and (ii), as well as between parts (iii) and Theorem 3, and parts (iv) and Theorem 4, we present only the proof of part (i) here.

“ \implies ” From Definition 2, the closed-loop system (5) is generalized regular iff there exists $s \in \mathbb{C}$, s.t.

$$\text{rank} (sE - (A + BKC)) = n.$$

The proof for this part is analogous to Theorem 1 and is therefore omitted.

“ \impliedby ” If (6) holds, i.e. there exists $s \in \mathbb{C}$, s.t.

$$\text{rank} \begin{bmatrix} sE - A \\ C \end{bmatrix} = n \leq \text{rank} \begin{bmatrix} sE - A & B \end{bmatrix}.$$

By Lemma 2, there exists a matrix K s.t.

$$\begin{aligned} & \max_K \text{rank} (sE - (A + BKC)) \\ & = \min \left\{ \text{rank} \begin{bmatrix} sE - A & B \end{bmatrix}, \text{rank} \begin{bmatrix} sE - A \\ C \end{bmatrix} \right\}, \end{aligned}$$

i.e., $\text{normal-rank} (sE - (A + BKC)) = n$. This completes the proof. ■

Remark 6: When the rank conditions [20, Theorems 1, 2, 5] are met, MOC or output feedback can achieve the same design, but it may lose the benefits of the square descriptor system. Thus, the choice among MOC, output feedback, and SC should depend on the specific rank conditions and the desired system properties to achieve optimal performance.

Finally, to demonstrate the validity of the conditions (11) and (13), we propose a controller design method.

Theorem 6: The following statements hold.

- (i) Let conditions (11) and (13) hold. If there exist solutions X and K to the following matrix inequalities:

$$\begin{aligned} E^T X &= X^T E \geq 0, \\ (A + BKC)^T X + X^T (A + BKC) &< 0, \end{aligned} \quad (15)$$

then there exists an output feedback (4) s.t. the closed-loop system (5) is generalized regular, impulse-free, and stable.

- (ii) The matrix inequalities (15) admit solutions X and K iff there exist solutions to the following nonlinear optimization problem:

$$\begin{aligned} & \min_{X, K} f(X, K) \equiv 0, \\ & \text{s.t. } E^T X = X^T E \geq 0, \\ & (A + BKC)^T X + X^T (A + BKC) < 0. \end{aligned} \quad (16)$$

Proof: (i) Combining Remark 2, Theorem 4, and the fact that conditions (11) and (13) hold, it can be concluded that the result in (i) of Theorem 6 holds.

(ii) “ \implies ” If the inequalities (15) admit solutions, then the problem (16) has feasible solutions X, K . Since $f(X, K) \equiv 0$, then any feasible solution is also the optimal solution.

“ \impliedby ” If the problem (16) admits solutions, there exist feasible solutions, which implies that the inequalities (15) admit solutions. ■

Remark 7: The method in Theorem 6 also applies to MOC or SC design: first, verify whether conditions (11) and (13) hold. If so, select an appropriately dimensioned matrix E_c and determine $\bar{E}, \bar{A}, \bar{B}$, and \bar{C} . Subsequently, solve the optimization problem defined in (16).

In addition to the proposed idea, other techniques for solving the matrix inequalities (15) can be found in [21], [23], and [24].

V. ILLUSTRATING EXAMPLE

In this section, we present a circuit example to demonstrate the effectiveness of the equivalence rank conditions. To solve the problem (16), we employ MATLAB's `fmincon` toolbox, which is designed for solving nonlinear optimization problems.

Example 1: Considering the electrical LC circuits shown

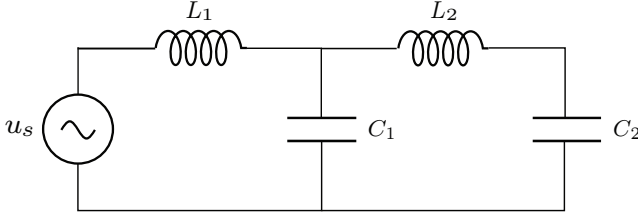


Fig. 1. LC circuit

in Fig. 1, as described in [21, Example 3], we get the RDS (1) with the following parameters:

$$E = \begin{bmatrix} 1 & 0 & 0 & 0 \\ 0 & 1 & 0 & 0 \\ 0 & 0 & -1 & 0 \\ 0 & 0 & 0 & -1 \\ 0 & 0 & 1 & 1 \end{bmatrix}, \quad A = \begin{bmatrix} 0 & 0 & 1 & -1 \\ 0 & 0 & 0 & 1 \\ 1 & 0 & 0 & 0 \\ -1 & 1 & 0 & 0 \\ 0 & -1 & 0 & 0 \end{bmatrix},$$

$$B = [0 \quad 0 \quad -1 \quad 0 \quad 1]^T, \quad C = \begin{bmatrix} 1 & 0 & 1 & 0 \\ 0 & 1 & 0 & 1 \end{bmatrix},$$

and $x(0) = [-0.5 \quad -1.5 \quad 1 \quad 0.8]^T$. It is evident that conditions (11) and (13) hold. Using the method from Theorem 6, the controller design results are shown in Table 1.

TABLE I
CONTROLLER DESIGN FOR EXAMPLE 1

Controller	E_c	\tilde{K} or K
MOC	[1]	$\begin{bmatrix} -2.0104 & -0.4859 & 0.5595 \\ -0.4258 & -0.0271 & -1.4816 \end{bmatrix}$
Output feedback	None	$[-2.6768 \quad 0.1794]$

Figs 2 and 3 show state convergence to zero over time, validating the effectiveness of conditions (11) and (13). Together with Table 1, these results demonstrate that the output-feedback-based matrix K not only has smaller dimensions but also exhibits comparable or superior properties in the closed-loop system.

VI. CONCLUSION

This note demonstrates that the equivalence conditions proposed in [21] are sufficient but not necessary, and it presents revised equivalence conditions to address this limitation. Using rank-based criteria, the note outlines the design of MOC or output feedback, highlighting that output feedback can serve as an alternative to the MOC without altering the system's dimensions. While these results are validated through an illustrative example, the proposed controller design method is primarily conceptual and not optimized for practical implementation. Future research will focus on developing controller algorithms

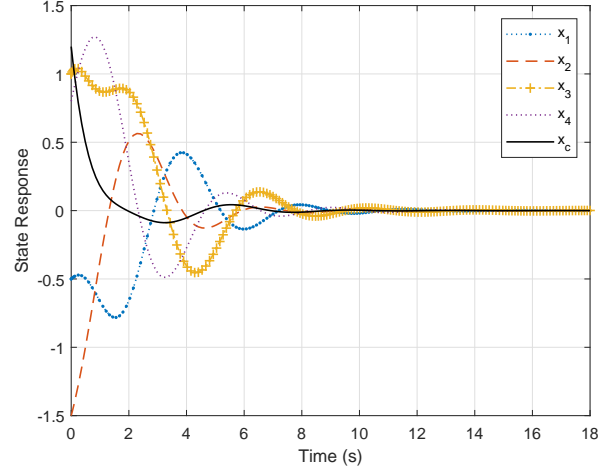


Fig. 2. MOC-based state response of Example 1

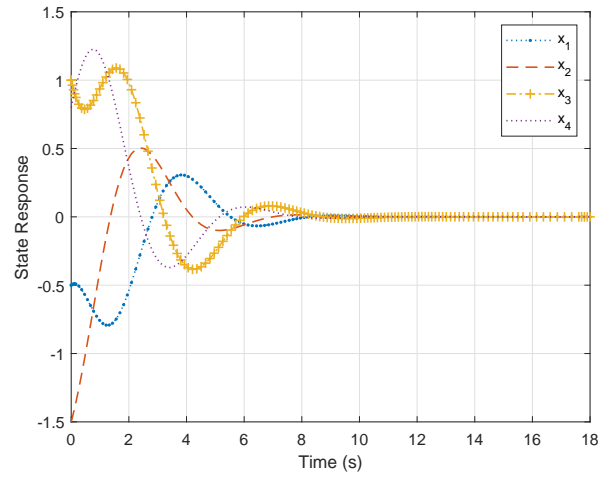


Fig. 3. Output-feedback-based state response of Example 1

that leverage mixed-precision techniques to optimize both computational efficiency and accuracy, particularly in systems characterized by uncertainty.

REFERENCES

- [1] R. W. Newcomb and B. Dziurla, "Some circuits and systems applications of semistate theory," *Circuits Systems Signal Process.*, vol. 8, no. 3, pp. 235–260, Sept. 1989.
- [2] B. L. Stevens, F. L. Lewis and E. N. Johnson, *Aircraft control and simulation: dynamics, controls design, and autonomous systems*. Hoboken, CA, USA: John Wiley & Sons, 2015.
- [3] Y. Zou, M.-H. Yin and H.-D. Chiang, "Theoretical foundation of the controlling UEP method for direct transient-stability analysis of network-preserving power system models," *IEEE Trans. Circuits Systems I Fund. Theory Appl.*, vol. 50, no. 10, pp. 1324–1336, Oct. 2003.
- [4] L.-Y. Dai, *Singular control systems*. New York, USA: Springer, 1989.
- [5] S.-Y. Xu and J. Lam, *Robust control and filtering of singular systems*. New York, USA: Springer, 2006.
- [6] G.-R. Duan, *Analysis and design of descriptor linear systems*. New York, USA: Springer, 2010.
- [7] L.-Y. Dai, "The difference between regularity and irregularity in singular systems," *Circuits Systems Signal Process.*, vol. 8, no. 4, pp. 435–444, Dec. 1989.

- [8] H. Elmqvist, S. E. Mattsson and M. Otter, "Modelica-a language for physical system modeling, visualization and interaction," in *Proc. 1999 IEEE Int. Symp. Comput. Aided Control Syst. Des.*, Hawaii, USA, 1999, pp. 630–639.
- [9] M. Hou and P. C. Müller, "Causal observability of descriptor systems," *IEEE Trans. Automat. Control*, vol. 144, no. 1, pp. 158–163, Jan. 1999.
- [10] J. Y. Ishihara and M. H. Terra, "Impulse controllability and observability of rectangular descriptor systems," *IEEE Trans. Automat. Control*, vol. 46, no. 6, pp. 991–994, Jun. 2001.
- [11] M. Hou, "Controllability and elimination of impulsive modes in descriptor systems," *IEEE Trans. Automat. Control*, vol. 49, no. 10, pp. 1723–1727, Oct. 2004.
- [12] G.-R. Duan and Y. Chen, "Generalized regularity and regularizability of rectangular descriptor systems," *J. Control Theory Appl.*, vol. 5, no. 2, pp. 159–163, May. 2007.
- [13] L. R. Fletcher, "Regularizability of descriptor systems," *Internat. J. Systems Sci.*, vol. 17, no. 6, pp. 843–847, May. 1986.
- [14] A. Kumar and M. K. Gupta, "Impulse analysis in Kronecker form and impulse elimination for rectangular descriptor systems," *Eur. J. Control*, vol. 76, pp. 100959, Mar. 2024.
- [15] A.-G. Wu, G.-R. Duan and S.-M. Zhao, "Impulsive-mode controllability in descriptor linear systems," *IET Control Theory Appl.*, vol. 1, no. 3, pp. 558–563, May. 2007.
- [16] A.-G. Wu, G.-R. Duan and H.-H. Yu, "Impulsive-mode controllability revisited for descriptor linear systems," *Asian J. Control*, vol. 11, no. 3, pp. 358–365, May. 2009.
- [17] K. Takaba, N. Morihira and T. Katayama, "A generalized Lyapunov theorem for descriptor system," *Systems Control Lett.*, vol. 24, no. 1, pp. 49–51, Jan. 1995.
- [18] J. Y. Ishihara and M. H. Terra, "Generalized Lyapunov theorems for rectangular descriptor systems," in *Proc. 40th IEEE Conf. Decis. Control*, Florida, USA, vol.3, 2001, pp. 2858–2859.
- [19] J.-M. Tian and S.-P. Ma, "Existence of nonimpulsive unique solution and stability for discrete-time linear rectangular descriptor Markov jump systems," *IEEE Trans. Automat. Control*, vol. 64, no. 10, pp. 4245–4251, Jan. 2019.
- [20] G.-S. Zhang, "Regularizability, controllability and observability of rectangular descriptor systems by dynamic compensation," in *2006 Am. Control Conf.*, Minneapolis, USA, 2006, pp. 4393–4398.
- [21] W.-T. Geng, C. Lin, B. Chen and Q.-G. Wang, "State-equivalent form and minimum-order compensator design for rectangular descriptor systems," *IEEE Trans. Automat. Control*, vol. 69, no. 7, pp. 4798–4804, Jan. 2024.
- [22] X.-K. Xie "A new matrix identity in control theory," in *1985 24th IEEE Conf. Decis. Control*, Florida, USA, 1985, pp. 539–541.
- [23] D. Henrion and J.-B. Lasserre, "Convergent relaxations of polynomial matrix inequalities and static output feedback," *IEEE Trans. Automat. Control*, vol. 51, no. 2, pp. 192–202, Feb. 2006.
- [24] S.-Y. Kim, M. Kojima, M. Mevissen and M. Yamashita, "Exploiting sparsity in linear and nonlinear matrix inequalities via positive semidefinite matrix completion," *Math. Program.*, vol. 129, no. 1, pp. 33–68, Aug. 2011.