
DOUBLE TRAVERSALS IN OPTIMAL PICKER ROUTES FOR WAREHOUSES WITH MULTIPLE BLOCKS

George Dunn¹, Hadi Charkhgard², Ali Eshragh^{3,4}, and Elizabeth Stojanovski¹

¹School of Information and Physical Sciences, University of Newcastle, NSW, Australia

²Department of Industrial and Management Systems Engineering, University of South Florida, FL, USA

³Carey Business School, Johns Hopkins University, MD, USA

⁴International Computer Science Institute, University of California at Berkeley, CA, USA

ABSTRACT

The Picker Routing Problem is a variation of the Rectilinear Traveling Salesman Problem that involves finding the optimal tour of a warehouse that collects all the required items on a given pick list. It has been proven that for a rectangular warehouse with only two cross-aisles, traversing an aisle twice is not required for an optimal tour; however, instances exist where this is needed for warehouses with more than two cross-aisles. In this paper, we define categories of double traversals in the Rectilinear Traveling Salesman Problem and prove that some of these are not required in a minimal tour. This is then applied to the Picker Routing Problem for generalized rectangular warehouses of any size. These results are then used to show that some vertices can be ignored when constructing a tour subgraph, and two out of the six vertical edge configurations considered in existing algorithms are not required. Finally, it is demonstrated that the horizontal edges of a minimal tour subgraph determine the vertical edge configurations, a result that could lead to practical improvement to existing algorithms.

1 Introduction

Order picking is the process of collecting goods in a warehouse to meet the requirements of the customer. Given a pick list detailing the specific items needed, these must be retrieved from their respective locations within the warehouse and transported to a depot for packing and shipping. Determining the order in which the items should be collected by an individual picker such that the distance traveled is minimized is called the Single Picker Routing Problem (SPRP). This can be modeled as the well known \mathcal{NP} -hard Traveling Salesman problem (TSP), where given a set of points, with pairwise distances, asks for the shortest tour that visits each point exactly once. Ratliff and Rosenthal (1983) presented a dynamic programming algorithm for solving this problem in polynomial time in the case of a single-block warehouse with a parallel-aisle structure which was then extended by Roodbergen and De Koster (2001) to the two-block warehouse

The Rectilinear Traveling Salesman Problem (RTSP) is another variation of the TSP in which the points are in the plane and the distance between two points is the sum of the differences in their x and y coordinates, also known as the Manhattan distance. Cambazard and Catusse (2018) applied the dynamic programming algorithm for picker routing to solve this problem. As SPRP in a rectangular warehouse is a related problem, Pansart et al. (2018) applied this algorithm directly to multi-block warehouses.

In Ratliff and Rosenthal (1983) it is stated that the double crossing of an aisle is unnecessary for a minimal solution in a rectangular single-block warehouse, with a more extensive proof provided by Revenant et al. (2024). For the multi-block warehouse, there are instances where double crossings are necessary, although it is likely that limiting the number of double edges and restricting their locations could be beneficial (Revenant et al., 2024). In this work, we use the characteristics of double edges to categorize them as either orthogonal or non-orthogonal, and prove that there always exists a minimal solution to the RTSP and SPRP without the former.

In Section 2, relevant background is provided for the RTSP, before proving that an edge configuration we define as **orthogonal double edges** are not necessary for a minimal solution. Section 3 then gives a summary of the SPRP, and extends the results to this problem for vertical edges only. These results then allow us to show that the problem can be simplified by reducing the number of horizontal configurations considered in each aisle, removing two of the six configuration options considered in current algorithms, and lastly, demonstrate how the horizontal edge configurations determine which vertical configurations must be applied in a minimal tour subgraph.

2 Double Edges in the Rectilinear Traveling Salesman Problem

For the RTSP, let m and n be the number of vertical and horizontal straight lines that contain the points P to be visited. These lines can be used to create what is called a **Hanan grid** $\Gamma(P)$ as shown in Figure 1 where the black circles are the points P . In this example $|P| = 5$, $m = 5$ also, but $n = 4$, as two points lie on the same horizontal line.

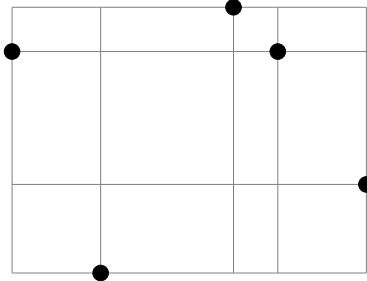


Figure 1: Hanan grid $\Gamma(P)$.

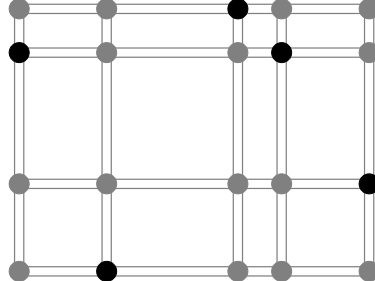


Figure 2: Graph G .

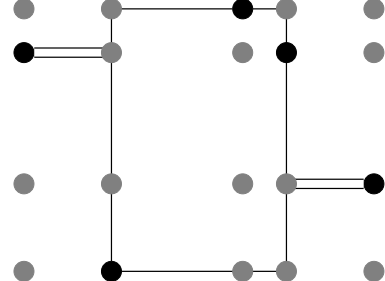


Figure 3: Tour Subgraph T .

From $\Gamma(P)$, we can then construct an **undirected graph** $G = (V, E)$ with a vertex at each intersection of $\Gamma(P)$ and two parallel edges in each segment of $\Gamma(P)$, with length equal to the distance between intersections. The vertex at the intersection of vertical line $i \in [1, m]$ and horizontal line $j \in [1, n]$ is denoted by $v_{i,j} \in V$. The points of P therefore lie on the vertices of G , i.e., $P \subseteq V$. The RTSP is equivalent to finding the shortest tour in G that visits all points in P . Note that we do not need to consider a directed graph as the construction of a tour from an undirected graph is trivial (Ratliff and Rosenthal, 1983).

A subgraph $T \subseteq G$ that contains all points P will be called a **tour subgraph** if it contains a tour that uses every edge of T exactly once. The following characterizations of a tour subgraph, presented by Ratliff and Rosenthal (1983), are based on a well-known theorem on Eulerian graphs (Christofides, 1975).

Theorem 2.1. *A subtour $T \subseteq G$ is a tour subgraph if and only if:*

- (i) *All vertices of P belong to the vertices of T ;*
- (ii) *T is connected; and*
- (iii) *Every vertex in T has an even degree.*

Corollary 2.1.1. *A minimum length tour subgraph contains no more than two arcs between any pair of vertices.*

Corollary 2.1.2. *If (\bar{V}_1, \bar{V}_2) is any node partition of a tour subgraph, there is an even number of arcs with one end in \bar{V}_1 and the other end in \bar{V}_2 .*

Cambazard and Catusse (2018) presents a dynamic programming algorithm for constructing a minimal tour subgraph for the RTSP by sequentially adding vertical and horizontal edges. A configuration of *zero*, *one* or *two* edges can be added between adjacent vertices as shown in Figure 4 and Figure 5.

2.1 Classification of Double Edges

We will now provide definitions for double edges that extend over multiple segments along with features that categorize them. Note that the remainder of this section assumes vertical double edges; however, all results also apply to horizontal double edges because of the 90-degree rotational symmetry of the graph. Let the degree of a vertex $v \in V$ be denoted by $\deg(v)$, that is, the number of edges in E incident to v . We will further define $\deg^-(v)$ as the

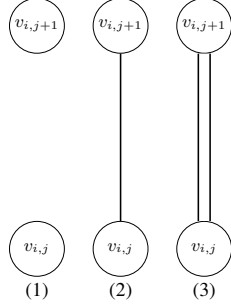


Figure 4: Vertical Transitions in RTSP.

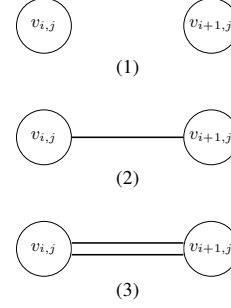


Figure 5: Horizontal Transitions in RTSP.

number of horizontal edges incident to v . The edge multiplicity $m(v_1, v_2) \in \{0, 1, 2\}$ represents the number of edges between the vertices $v_1, v_2 \in V$, and the edge connectivity between two vertices is denoted as $\lambda(v_1, v_2)$. We define the following edge configurations in a tour subgraph.

Definition 2.2. The edge configurations between two vertices $v_{i,k}, v_{i,j} \in V$ for $i \in [1, m]$, $j \in [1, n]$, $k \in (1, n]$ and $j < k$, is called a **double edge** if:

- (i) All segments between contain two edges, i.e. $m(v_{i,l}, v_{i,l+1}) = 2$ for all $l \in [j, k]$; and
- (ii) All vertices between, if any, contain no horizontal incident edges, i.e. $\deg^-(v_{i,l}) = 0$ for all $l \in (j, k)$.

For the remainder of this paper we will assume we are always referring to the maximal double edge such that there is not a double edge from $v_{i,j-1}$ to $v_{i,k}$, or from $v_{i,j}$ to $v_{i,k+1}$. We can divide these into further categories as follows:

Definition 2.3. A double edge between two vertices $v_{i,j}, v_{i,k} \in V$ is called an **orthogonal double** if and only if each vertex has at least one horizontal incident edge, i.e., $\deg^-(v_{i,j}) > 0$ and $\deg^-(v_{i,k}) > 0$.

Definition 2.4. A double edge between two vertices $v_{i,j}, v_{i,k} \in V$ is called a **bridging double** if the edge connectivity between the vertices is two, i.e., $\lambda(v_{i,j}, v_{i,k}) = 2$.

If a **double edge** is not a **bridging double**, we refer to it as a **non-bridging double edge**. This can easily be shown to never be minimal in a tour subgraph.

Lemma 2.5. *Non-Bridging Double Edges can never be minimal in a tour subgraph.*

Proof. Let $T = (V_T, E_T)$ be a tour subgraph of $G = (V, E)$ where $V_T \subseteq V$ and $E_T \subseteq E$, with a **double edge** between $v_{i,j}$ and $v_{i,k}$ for $i \in [1, m]$, $j \in [1, n]$, $k \in (1, n]$ and $j < k$. A **bridging double** is crucial for maintaining the connectivity of a subgraph, connecting two otherwise separate components. A **non-bridging double** however, has an edge connectivity greater than two, $\lambda(v_{i,j}, v_{i,k}) > 2$, therefore it is not critical, as removing both edges from any segment between $v_{i,j}$ and $v_{i,k}$ will result in a shorter but still valid tour subgraph $T' = (V_{T'}, E_{T'})$ where $E_{T'} = E_T \setminus \{(v_{i,l}, v_{i,l+1}), (v_{i,l}, v_{i,l+1})\}$ for any $l \in [j, k]$. Figure 7 demonstrates **bridging** and **non-bridging** double configurations with the gray shaded areas representing the connected components of the graph and the red pair of double lines an example of edges that can be removed while maintaining connectivity. \square

2.2 Orthogonal Double Edges in a Minimal tour Subgraph

We will now prove that **orthogonal double edges** are not necessary in a minimal tour subgraph. For simplicity, the remainder of this section we will refer to vertices $v_{i,k}$ and $v_{i,j}$, as a_i and b_i , respectively. As **non-bridging double edges** were shown to never be optimal in Lemma 2.5, we will assume **bridging double edges**. By definition, for an **orthogonal double edge** between a_i and b_i , each vertex contains at least one horizontal incident edge. Without loss of generality, let $m(b_{i-1}, b_i) > 0$, as the graph can be flipped by vertical symmetry around the aisle i to ensure that this is always true. We will represent all possible states by the horizontal incident edges to the left of each vertex $(m(b_{i-1}, b_i), m(a_{i-1}, a_i))$. As the graph can be flipped by horizontal symmetry, there are only five distinct states as shown on the left side of the subfigures in Figure 8.

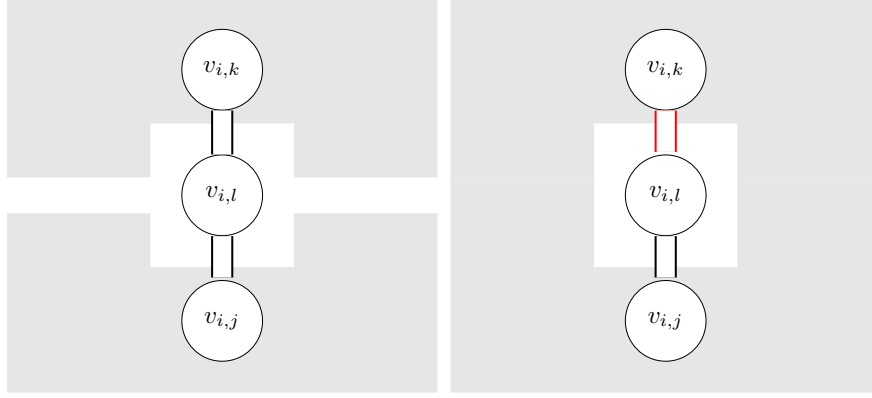


Figure 6: Bridging Double.

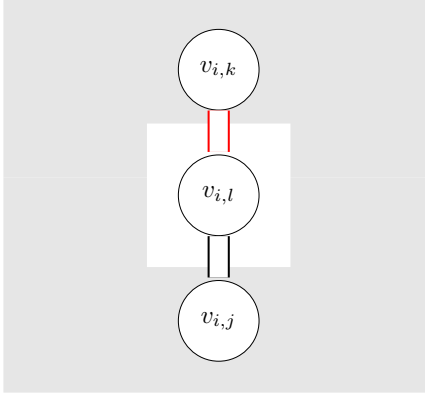


Figure 7: Non-Bridging Double Edge.

$$\{(one, zero), (one, one), (one, two), (two, zero), (two, two)\}$$

The shaded regions show the two components bridged by the **orthogonal double edge**. The vertices within the dotted squares could belong to either component, or neither if they have zero degree. Corollary 2.1.2 states that each partition of two nodes contains an even number of arcs between them, therefore when the edge multiplicity between a pair of vertices is one, we can be sure of another path existing between them as represented by the red dotted lines.

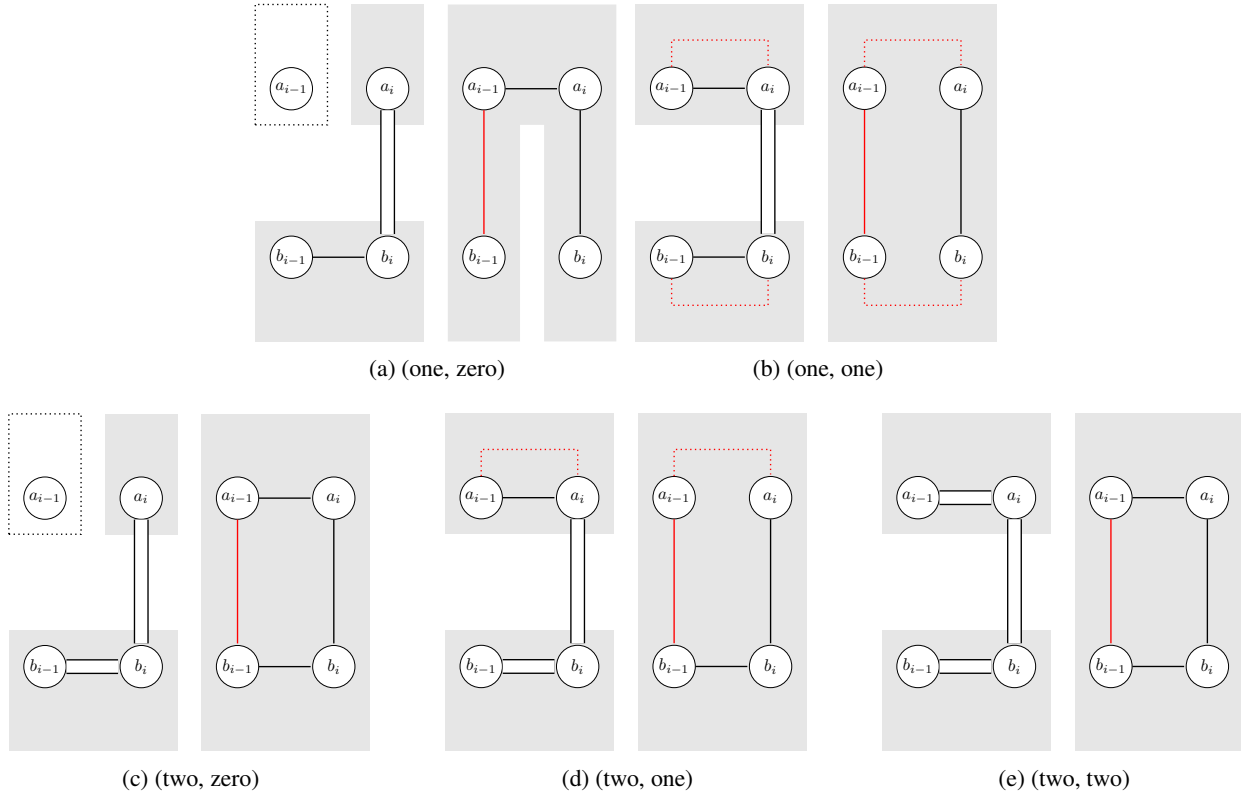


Figure 8: Orthogonal double edge states and corresponding transformations.

We define a transformation $T \rightarrow T' = (V_{T'}, E_{T'}) \subseteq G$ that removes an edge from all segments between a_i and b_i , adds an edge to all segments between a_{i-1} and b_{i-1} , removes one edge from b_{i-1} to b_i , and lastly, if there is at least one edge from a_{i-1} to a_i , remove one, else add an edge.

$$E_{T'} = \begin{cases} (E_T \setminus \{(a_i, b_i), (b_{i-1}, b_i), (a_{i-1}, a_i)\}) \cup \{(a_{i-1}, b_{i-1})\}, & \text{if } (a_{i-1}, a_i) \in E_T \\ (E_T \setminus \{(a_i, b_i), (b_{i-1}, b_i)\}) \cup \{(a_{i-1}, b_{i-1}), (a_{i-1}, a_i)\}, & \text{otherwise} \end{cases} \quad (1)$$

The result is valid tour subgraph with equal or reduced length as:

- (i) All vertices in T had even degree and the transformation either, removes two edges, adds two edges, or leaves the total number of incident edges the same for each vertex, therefor all remain even in T' ,
- (ii) The subgraph remains connected, and
- (iii) The transformation either removes two horizontal edges or leaves the total length of edges the same.

Transformations are shown to the right of each state in Figure 8. The solid black lines show known edge configurations between nodes and the gray shaded areas show that each transformation is still connected. As the vertical configurations within each subaisle between a_{i-1} and b_{i-1} are unknown, the red solid lines represent adding a single edge on top of existing edges. According to Corollary 2.1.1, there can never be more than two edges between vertices in a minimal length tour subgraph; therefore, when there are three after the transformation, we can remove two edges without affecting the degree of the vertices or the connectivity of the graph and further reduce the total length of T' . We will now use this transformation to prove that there exists a minimal tour subgraph without **orthogonal double edges** for each of the states we defined.

Lemma 2.6. *Orthogonal double edges belonging to states (one, one), (two, one) and (two, two) can never exist in a minimal tour subgraph.*

Proof. Transformation of these states removes two horizontal edges, resulting in a tour subgraph without an **orthogonal double edge** between a_i and b_i , and a reduced tour length, that is, $d(T') \leq d(T) - 2d(a_{i-1}, a_i)$. This will never result in an **orthogonal double edge** between a_{i-1} and b_{i-1} , as these vertices are not connected in T . \square

Corollary 2.6.1. *There exists a minimal tour subgraph without **orthogonal double edges** in the first and last vertical lines.*

Proof. This follows directly from Lemma 2.6, as **orthogonal double edges** in the first and last vertical lines must have both vertices with horizontal incident edges in one direction, therefore belonging to (one, one), (two, one) or (two, two), which we have proven can never be minimal. \square

Lemma 2.7. *There exists a minimal tour subgraph without **orthogonal double edges** belonging to state (two, zero).*

Proof. The transformation of (two, zero) results in a tour subgraph without an **orthogonal double edge** between a_i and b_i , which is not longer than the original, that is, $d(T') \leq d(T)$. This could result in an **orthogonal double edge** between a_{i-1} and b_{i-1} if these vertices are connected by a single edge in T , however, this will always be a **non-bridging double edge**, therefore it can be eliminated according to Lemma 2.5. \square

Lemma 2.8. *There exists a minimal tour subgraph without **orthogonal double edges** belonging to state (one, zero).*

Proof. The transformation of (one, zero) also results in a tour subgraph without an **orthogonal double edge** between a_i and b_i , which is not longer than the original, that is, $d(T') \leq d(T)$. This transformation could result in an **orthogonal double edge** between a_{i-1} and b_{i-1} if these vertices are connected by a single edge in T , and it possible for it to be a **bridging double edge** as $\{(b_{i-1}, b_i)\} \notin T'$. In this scenario, the transformation has shifted the **orthogonal double edge** to the left. This means that all states can always either be eliminated or shifted to the left. This process can be repeated until shifted to the first vertical line, if it has not been eliminated beforehand. From Corollary 2.6.1, we see that there always exists a sequence of transitions that eliminates an **orthogonal double edge**. \square

By Lemmas 2.6, 2.7 and 2.8, we have addressed all possible **orthogonal double edge** states, therefore proving the following result:

Theorem 2.9. *There exists a minimum length tour subgraph $T \subseteq G$ that does not contain **orthogonal double edges**.*

Q.E.D.

The process of eliminating **orthogonal double edges** is illustrated in Figure 16.

2.3 Features of Double Edges in a Minimal RTSP Tour Subgraph

We have shown that **non-bridging** and **orthogonal double edges** are not required for a minimal tour subgraph, however, for **bridging non-orthogonal double edges**, it can be seen that there are instances when these are necessary, such as when all points in P lie on the same straight line either vertical or horizontal, i.e. $m = 1$ or $n = 1$. In this case, the minimal tour subgraph will always be double lines between the two points in P that are farthest apart, incorporating all points in between.

For all other problem instances, where the points of P lie on multiple straight vertical lines, i.e. $m > 1$, then a vertical **bridging non-orthogonal double edge** in a minimal tour graph must contain horizontal incident edges on one of the vertices; otherwise the subgraph will not meet the connected condition of Theorem 2.1. The same applies for horizontal double edges when $n > 1$.

Another feature of a minimal **non-orthogonal double edge** in a minimal tour subgraph is that each vertex must either contain horizontal incident edges, or be a point in P . We can summarize the known characteristics of double edges in a minimal tour subgraph as follows:

Corollary 2.9.1. *A necessary **double edge** between vertices $a_i, b_i \in V$ in a minimal tour subgraph must be **bridging and non-orthogonal** where one vertex is a point in P and the other vertex is a point in P and/or contains horizontal incident edges.*

3 Applications to the Picker Routing Problem

In the SPRP, we consider a parallel aisle warehouse with $m \geq 1$ vertical aisles and $n \geq 2$ horizontal crossaisles, as seen in Figure 9, where $m = 5$ and $n = 3$. The items are stored in subaisles, the section of the aisle between two crossaisles. The aisles of the warehouse are assumed to be sufficiently narrow such that the horizontal distance required to travel from one side to the other is negligible. The warehouse is represented by a graph $G = (V \cup P, E)$ as seen in Figure 10, with vertices $v_{i,j} \in V$ at the intersection of aisle $i \in [1, m]$ and crossaisle $j \in [1, n]$, respectively. A set of vertices $P = \{p_0, p_1, \dots, p_k\}$ represents locations that must be visited, with p_0 as the depot where the picker must start and finish the tour; and $\{p_1, \dots, p_m\}$ the products to be collected. Unlike the RTSP, only p_0 can be located at a $a_{i,j}$ vertex, all other vertices of P are located within the subaisles. We assume that G has a rectangular shape, that is, all subaisles between two crossaisles have the same length $d_{j,j+1}^{aisle}$ for $1 \leq j < n$ and the horizontal distances between the aisles have constant length $d_{i,i+1}^{cross}$ for $1 \leq i < m$.

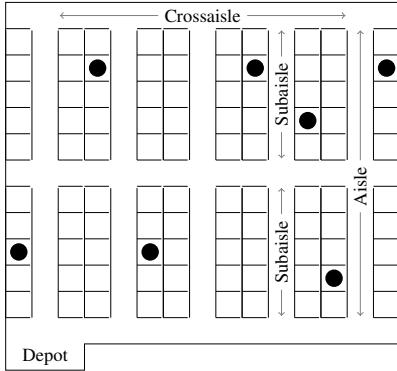


Figure 9: Warehouse Layout.

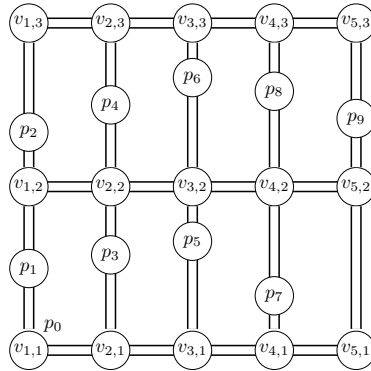


Figure 10: Warehouse Graph G .

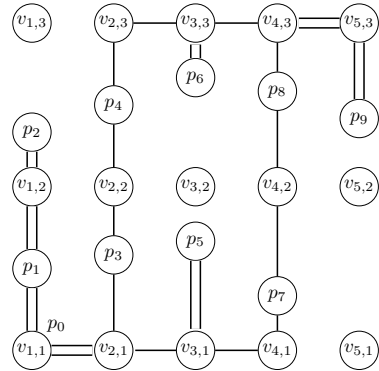


Figure 11: SPRP Tour Subgraph T .

The picker routing problem involves finding the shortest tour in G that visits all points of P . Ratliff and Rosenthal (1983) presented a dynamic programming algorithm for solving the picker routing problem for single block warehouses (two crossaisles $n = 2$), which was later extended to two blocks (three crossaisles $n = 3$) by Roodbergen and De Koster (2001). An algorithm for warehouses with any number of crossaisles was provided by Pansart et al. (2018) as a direct application of the RTSP algorithm (Cambazard and Catusse, 2018).

Like the RTSP, there are three horizontal edge configurations, *zero*, *one* and *two*, seen in Figure 13. However, with points of P now located between the intersection vertices, there are now six possible vertical edge configurations within each aisle of a single block warehouse (Ratliff and Rosenthal, 1983) or subaisle in a multiblock warehouse (Roodbergen and De Koster, 2001; Pansart et al., 2018) as shown in Figure 12. There is a single traversal of the subaisle (*1pass*), entering and exiting from the upper crossaisle (*top*), entering and exiting from the lower (*bottom*),

traversing the subaisle in a way that leaves the largest section unconnected (*gap*), traversing the subaisle twice (*2pass*), and not entering the subaisle at all (*none*). Note that *none* is only valid if there are no items to be collected within a subaisle.

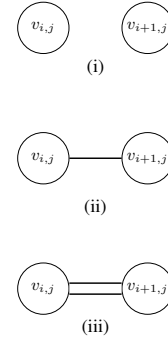
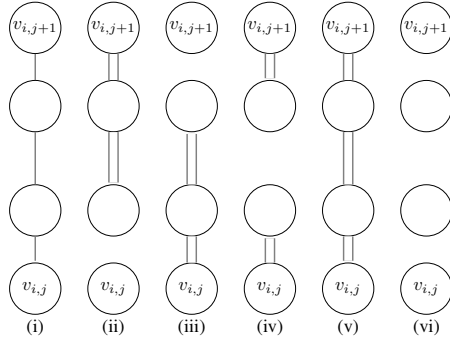


Figure 12: Vertical configurations in SPRP. Figure 13: Horizontal configurations in SPRP.

It was stated by Ratliff and Rosenthal (1983) and later proven by Revenant et al. (2024), that *2pass* is not required for a minimal tour subgraph in a warehouse with only two cross-aisles. Although there are instances where *2pass* within a subaisle is required for a multi-block warehouse, Revenant et al. (2024) stated that it might be beneficial to minimize the number of double edges and perhaps restrict their locations. In this section, we will directly apply the results for the RTSP in Section 2 to double edges in a minimal tour subgraph for multi-block warehouses.

3.1 Double Edges in an SPRP Tour Subgraph

For the SPRP, **double edges** are between two vertices $a_i, b_i \in V \cup P$ that are not always the intersection vertices. If a vertex is a point in P other than the depot, that is, $P \setminus \{p_0\}$, it is easy to see that this can never be an **orthogonal double edge** as horizontal edges can only occur in the crossaisles. Because of this, **orthogonal double edges** can occur only between two vertices $a_i, b_i \in V$. The results of Section 2 can be directly applied to the vertical subaisles in a multiblock warehouse, as the transformation used in Lemmas 2.6, 2.7, and 2.8 result in edges within all segments from a_i to b_i and a_{i-1} to b_{i-1} , therefore visiting all items in P within those subaisles. Unlike the RTSP however, the SPRP graph does not have 90-degree rotational symmetry and the transformation, if applied to double edges within crossaisles, could remove all edges from a subaisles, therefore not visiting all items.

In the SPRP, the result of adding an edge to a subaisle in the transformation is shown in Figure 14 for each of the six possible configurations. As Corollary 2.1.1 states that a maximum of two edges between vertices exists in a minimal tour subgraph, when there are three edges in a segment, two can be removed without affecting the degree of the vertices or the connectivity of the subgraph. An equivalent reduction is shown in Figure 15. This shows that the addition of an edge to any subaisles containing *top*, *bottom* or *gap* can be further reduced, the total length of T' being strictly less than T in these cases.

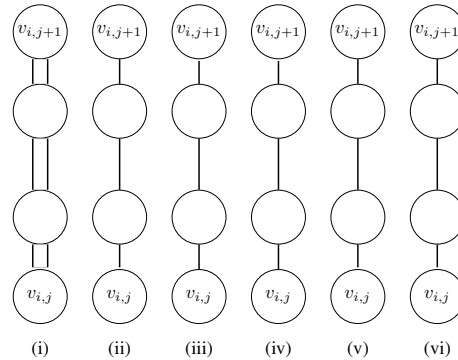
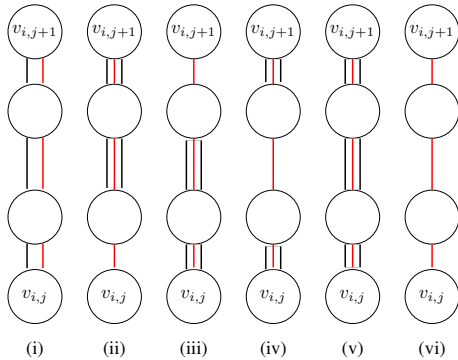


Figure 14: Adding an edge (red) to a subaisle. Figure 15: Equivalent configurations after reduction.

Corollary 2.9.1 also applies to vertical edges in the SPRP, therefore, a **double edge** in a minimal tour subgraph can only be a **non-orthogonal bridging double edge** between a point in P and another point either in $P \cup V$.

3.2 Aisle Configurations in Minimal SPRP Tour Subgraph

The existing dynamic programming algorithms for the SPRP consider six possible edge configurations in all $n - 1$ subaisle segments. We will show that crossaisle vertices with no horizontal incident edges can be ignored, allowing us to reduce the number of vertical edge combinations possible within each aisle. For these segments it is shown that the *2pass* and *none* edge configurations are not required. Further to this, we demonstrate that the horizontal edges of a tour subgraph completely determine the vertical edge configurations required for it to be minimal.

For a warehouse $G = (V, E)$, let $V_i \subseteq V$ be the subset of intersection vertices in each aisle $i \in [1, m]$. For simplicity, we will drop the aisle subscript on the vertices and denote the set as:

$$V_i = \{v_1, v_2, \dots, v_n\} = \{v_{ij} | j \in [1, n]\} \subseteq V. \quad (2)$$

Let $T = (V_T, E_T) \subseteq G$ be a tour subgraph and $V_i^- \subseteq V_i$ be the subset the vertices with horizontal incident edges in T :

$$V_i^- = \{v_{h1}, v_{h2}, \dots, v_{hk}\} = \{v_{ij} | \deg^-(v_{ij}) > 0, \text{ for } j \in [1, n]\} \subseteq V_T \quad (3)$$

where $1 \leq h1 < h2 < \dots < hk \leq n$.

In a multi-block warehouse, an aisle can only be entered and exited through a crossaisle vertex with incident horizontal edges (or depot in the case of only one aisle). This means that the edge configurations of Figure 12 apply not only to each subaisle, but to all subaisles between adjacent vertices in V_i^- .

If $h1 \neq 1$, then all subaisles below $v_{h1} \in V_i^-$ can only be entered and exited through v_{h1} . The only configurations between vertices $v_1, v_{h1} \in V_i$ that can result in a valid tour subgraph (i.e. all item visited, vertices have even degree and graph is connected) are *top* and *2pass*. The length of *top* will always be less and *2pass* is not required for connectivity as v_1 has no horizontal incident edges. Therefore the only possible configuration in a minimal tour subgraph is *top*. Similarly, if $hk \neq n$, then *bottom* between vertices $v_{hk} \in V_i^-$ and $v_n \in V_i$ will be valid and minimal.

As there are an even number of horizontal edges between each aisle (Ratliff and Rosenthal, 1983), there is an even (or zero) number of vertices with an odd number of horizontal incident edges. If we pair these vertices in sequential order, we can write this set as:

$$V_i^o = \{v_{1a}^o, v_{1b}^o, v_{2a}^o, v_{2b}^o, \dots, v_{qa}^o, v_{qb}^o\} = \{v_{ij} | \deg^-(v_{ij}) \text{ is odd, for } j \in [1, n]\} \subseteq V_i^- \quad (4)$$

where $h1 \leq 1a < 1b < \dots < qa < qb \leq hk$. Theorem 2.1 states that a tour subgraph requires all vertices to have even degree. As the *1pass* subaisle configuration is the only option that adds an odd number of edges to a vertex, if a vertex $v_j \in V_i$ has an odd number of horizontal incident edges, then a single *1pass* configuration must be incident to this vertex. If v_j has an even (or zero) number of horizontal incident edges, then either none or two *1pass* configurations must be incident to this vertex. This implies that for T to be a valid tour subgraph, *1pass* must be applied to all subaisles between each pair in V_i^o .

With all the odd degree vertices addressed, for vertices $v_{hj}, v_{hj+1} \in V_i^-$ that are not between pairs of odd vertices, the *top*, *bottom*, *gap* and *2pass* vertical configurations will all result in a valid degrees. As both vertices have horizontal incident edges, Theorem 2.9 states that *2pass* is not required. From the remaining options, *gap* by definition leaves the maximum length untravelled and therefore will always be minimal.

Lastly, the *none* vertical configuration is never valid for two vertices that contain items in the subaisles between them. If there are no items between the two vertices, the *top*, *bottom* and *gap* configurations are equivalent to *none*. Therefore, the *none* configuration is also not required.

Let $\text{config}(v_a, v_b)$ be the vertical configuration between the vertices $v_a, v_b \in V_i$. The minimal configurations in a valid tour subgraph can be expressed formally according to the horizontal edges as follows:

$$\text{config}(v_{i,1}, v_{h1}) = \textit{top}, \text{ if } h1 \neq 1 \quad (5)$$

$$\text{config}(v_{hk}, v_{i,n}) = \textit{bottom}, \text{ if } hk \neq n \quad (6)$$

$$\text{config}(v_{hj}, v_{hj+1}) = \begin{cases} \textit{1pass} & \text{if } v_{1a} \leq v_{hj} < v_{1b}, \text{ for } v_{1a}, v_{1b} \in V_i^o \\ \textit{gap} & \text{otherwise} \end{cases} \quad (7)$$

With this, we are able to simplify the picker routing problem as we have showed we can ignore crossaisle vertices with no horizontal edges, proven the *2pass* and *none* configurations are not required, and demonstrated that the horizontal edges in a tour subgraph determine the vertical edges.

4 Conclusion

We have defined and proven the characteristics of double edges in a minimal solution for both the Rectilinear Traveling Salesman Problem and the Single Picker Routing Problem for rectangular warehouses with any number of crossaisles. These results were used to show that two of the six vertical edge configurations considered in existing algorithms are not required in a minimal picking tour. It was also shown how the number of edge configuration combinations per aisle can be reduced by ignoring vertices without horizontal incident edges and that the horizontal edges in a tour subgraph determine with certainty what vertical edges are required for a minimal route. These results may lead to significant practical improvements in the algorithms used to solve both these problems.

Acknowledgements

George was supported by an Australian Government Research Training Program (RTP) Scholarship.

References

- Cambazard, H. and Catusse, N. (2018). Fixed-parameter algorithms for rectilinear steiner tree and rectilinear traveling salesman problem in the plane. *European Journal of Operational Research*, 270(2):419–429.
- Christofides, N. (1975). *Graph theory: An algorithmic approach (Computer science and applied mathematics)*. Academic Press, Inc.
- Pansart, L., Catusse, N., and Cambazard, H. (2018). Exact algorithms for the order picking problem. *Computers & Operations Research*, 100:117–127.
- Ratliff, H. D. and Rosenthal, A. S. (1983). Order-picking in a rectangular warehouse: a solvable case of the traveling salesman problem. *Operations research*, 31(3):507–521.
- Revenant, P., Cambazard, H., and Catusse, N. (2024). A note about a transition of ratliff and rosenthal’s order picking algorithm for rectangular warehouses. *arXiv preprint arXiv:2405.15464*.
- Roodbergen, K. J. and De Koster, R. (2001). Routing order pickers in a warehouse with a middle aisle. *European Journal of Operational Research*, 133(1):32–43.

A Appendix

A.1

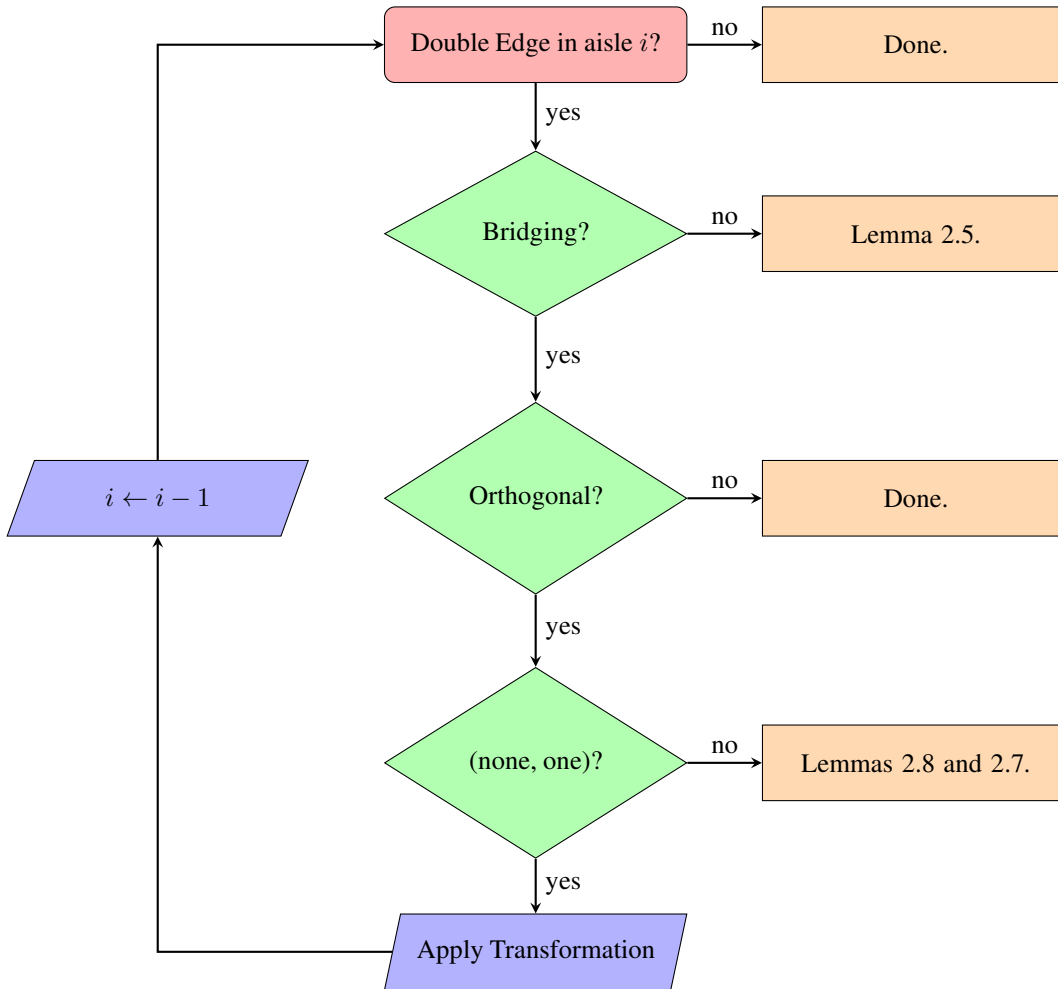


Figure 16: Process of Eliminating Orthogonal Double Edges.