

Emergence of network communities driven by local rules

Alexei Vazquez^{1,*}

¹*Nodes & Links Ltd, Salisbury House, Station Road, Cambridge, CB1 2LA, UK*

Natural systems are modeled by networks where nodes represent the system units and links their interactions. The networks nodes are often segregated into communities with different connectivity patterns. Node heterogeneity such as political affiliation in social networks or biological function in gene networks are highlighted as key factors driving the segregation of nodes into communities. Here I demonstrate that node heterogeneity is not a necessary requirement. Network communities are bound to emerge as a consequence of the local nature of the network evolution. To this end I introduce the Ramsey community number, r_C , the minimum graph size that warranties the emergence of network communities with almost certainty. I show that the Watts-Strogatz, local search and duplication-split network models all have finite r_C values. In contrast, random graphs do not have emergent communities property and the Barabási-Albert model does not reach certainty for the emergence of communities. I conclude that network communities are an emergent property rooted on the local nature of the network evolution.

I. INTRODUCTION

Communities are a salient feature of real networks [1]. People segregate into social groups based on profession, political affiliation, etc. Gene evolution is shaped by the underlying biological functions. These communities are seen as the consequence of heterogeneous patterns of connectivity between nodes of different types. With that assumption at hand, the research on network communities has focused on the nuances of inferring community structures [1–6]. More recently, into the inference of network communities in networks with higher order structures [7, 8].

In contrast, in 2001 Jin, Girvan and Newman (JGN) suggested a different perspective [9]. They introduced a model of social networks dynamics with one key rule: pairs of individuals become friends at a rate proportional to how many mutual friends they have. By means of numerical simulations they demonstrated that this rule generates networks with communities, even though all nodes are of the same type. This observation opens a good question: Could the segregation we observe in real networks be determined or initiated by a process of network evolution?

This type of question belongs to the Ramsey theory branch of combinatorics [10]. Ramsey theory cares about the appearance of order in random structures. A typical question in Ramsey theory is how big should a random structure be such that a specific motif is present with almost certainty. With that in mind we ask the question: Given some network evolution rules, how big should the network be to observe network communities with almost certainty? That is the subject of this work. The Ramsey theory of community structure in dynamical networks.

The first obvious question is what is peculiar about the JGN model that leads to the appearance of communities. Based on previous experience [11], I conjecture it

is the local nature of the network dynamical rule. In the JGN networks evolution the node pairs must share a common neighbor to make a new connection between them. Therefore link creation is restricted to a local neighborhood. To support this conjecture I will analyze generative network models with local and non-local evolution rules.

The paper is organized as follows. In Sec. II I describe the core network methods used throughout this work. In Sec. III I introduce the network generative models and a preliminary analysis of their community structure. Then in Sec. IV I report the main result of this work, the definition of the *Ramsey community number* and the *emergent communities property*. I illustrate their application to characterize the emergence of communities in the studied generative network models. Finally, I make some general conclusions in Sec V.

II. CHOICE OF COMMUNITY ALGORITHM

We need to discuss some technicalities before we start. The first one is about the method to determine the network communities. Throughout this work I will use the stochastic block model implemented in the software package `graph-tool (graph_tool.inference.BlockState, with default parameters) [12]`. This stochastic block model finds the community structure with the minimum description length [6]. In that sense, it gives as output the optimal number of communities c and the partition of the nodes into communities.

The second technical point is about the statistical description of network communities. For every generative model, network size and model parameters, I will inspect 1000 instances. From those instances I will then estimate the probability $P_C = \text{Prob}(c \geq 2)$ of having a community structure and the average number of communities $\langle c \rangle$.

Finally, we need a rewiring algorithm preserving the nodes degrees. I use the standard configuration model implemented with `graph_tool.generation.random_rewire` with de-

* alexei@nodeslinks.com

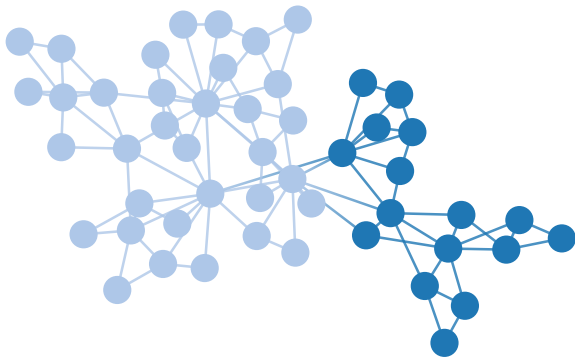


FIG. 1. An instance of $LS(n = 50, d = 1)$. The coloring represents the community structure.

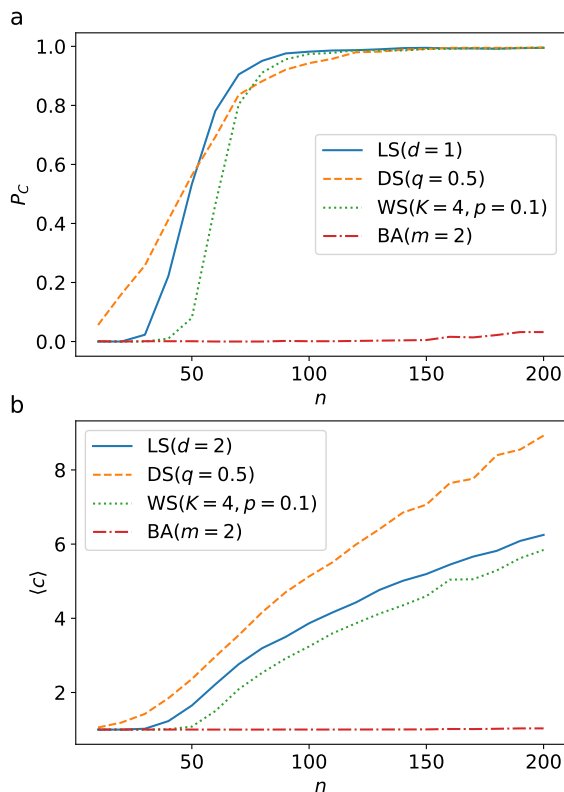


FIG. 2. a) Probability of having 2 or more communities and b) mean number of communities as a function of the number of nodes, for networks generated with the $LS(d = 1, n)$ model.

fault parameters. The configuration algorithm rewires the network links preserving the degree distribution [13].

The core methods to generate the data presented here can be found at github.com/av2atgh/ramsey_netcom.

III. NETWORK GENERATIVE MODELS

My hypothesis is that network communities can emerge as a consequence of local rules of evolution. To support this hypothesis I will consider some models with local network evolution rules and some without as negative examples.

A. Local search

I will start with the local search to depth d model, $LS(n, d)$. It is a version of the recursive search on a graph, where new links are created to visited nodes [14]. *Initial condition:* The network is started with two connected nodes. *Evolution rule:* A new node is added and a d -steps random walk is performed from a randomly selected node in the current network. The new node is connected to all visited nodes. This model has preferential attachment because the probability that a node is visited, beyond the entry node, is proportional to the current nodes degrees. Consequently it generate networks with a power law degree distribution. The $LS(n, d)$ networks have a high clustering coefficient as well. At least 1 triangle, between the entry point and next neighbor visited, is formed at every node addition.

Figure 1 shows an instance of $LS(n = 50, d = 1)$. The stochastic block model detected two communities that we can corroborate from a visual inspection. However, there is no community structure encoded in the model evolution rules. They appeared by chance. In fact, some $LS(n = 50, d = 1)$ instances have only 1 community containing all nodes. What fraction of all instances satisfy $c \geq 2$ depends on the network size (Fig. 2a, solid line). The probability $P_C = \text{Prob}(c \geq 2)$ of getting an instance with 2 or more communities increases from zero at $n = 10$ to almost 1 for $n > 100$. The average number of communities increases monotonically from 1 beyond $n = 25$ (Fig. 2b, solid line). This data suggests that for $n > 100$ any instance of the $LS(n, d = 1)$ model has a community structure with about certainty.

Of note, I rewired the $LS(n, d = 1)$ networks preserving the nodes degrees, obtaining random graphs matching the degree sequence. These random graphs do not have a community structure. $P_C = \text{Prob}(c \geq 2) = 0$ for all random graph versions of the $LS(n, d = 1)$ instances with n between 10 and 200.

B. Duplication-split model

The second local rule I study is the network evolution by node duplication or copying [15–19]. In these generative models randomly selected nodes are duplicated, creating a new node with links to all neighbors of the parent node. The duplication rule induces a preferential attachment, because the probability that a neighbor of a node is duplicated is proportional to how many neighbors

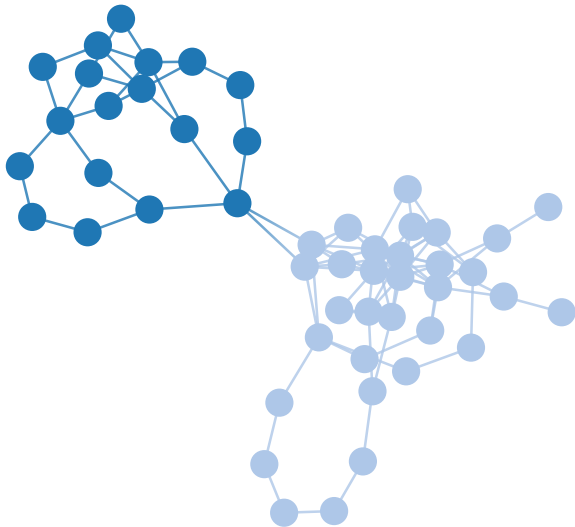


FIG. 3. An instance of $DS(n = 50, q = 0.3)$. The coloring represents the community structure.

the node has, the node degree. However, other network properties can and do depend strongly on the choice of second rule. For example, the duplication rule does not make triangles, but triangles can be created by connecting the duplicates [15]. I intentionally choose an undirected variant of the duplication-split model introduced in Ref. [19]. It is an example of network evolution with local rules that do not generate triangles.

The undirected duplication split-model with duplication rate q , $DS(n, q)$ is defined as follows. *Initial condition:* The network is started with two connected nodes. *Evolution rule:* A new node i is added to the network and a node in the current network is selected at random, node j . With probability q , i becomes a duplicate of j with links from i to all neighbors of j . Otherwise, a link between j and a randomly selected neighbor of j , node k , is split. The edge (j, k) is removed and new edges (i, j) and (i, k) are created.

Figure 3 shows an instance of $DS(n = 50, q = 0.3)$. The block model identified two communities. As I mentioned, the duplication rules do not make triangles and the split rule breaks triangles if they would exist. You can confirm that by looking at the example in Fig. 3. It does not contain triangles. This observation indicates that a local structure is sufficient and that a high density of triangles is not a necessary condition.

The $P_C = \text{Prob}(c \geq 2)$ for $DS(n, q = 0.5)$ is shown in Fig. 2, dashed line. It exhibits a similar pattern to what observed for $LS(n, d = 1)$. It increases from near 0 at $n = 10$ to almost 1 for $n > 150$. The average number of communities increases monotonically from 1 beyond $n = 10$ (Fig. 2b, dashed line). This is an example where communities appear even though the networks have a low clustering coefficient.

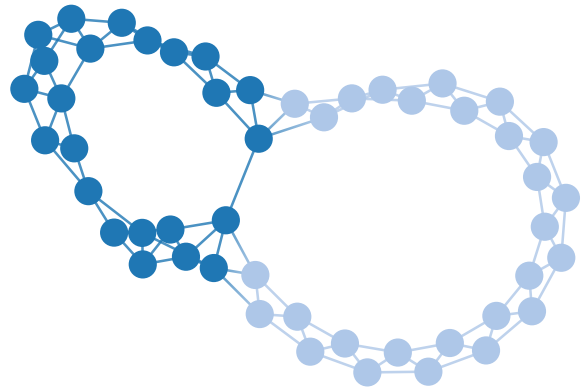


FIG. 4. An instance of $WS(n = 50, K = 4, p = 0.1)$. The coloring represents the community structure.

Of note, I rewired the $DS(n, q = 0.5)$ networks preserving the nodes degrees, obtaining random graphs matching the degree sequence. These random graphs do not have a community structure. $P_C = \text{Prob}(c \geq 2) = 0$ for all random graph versions of the $DS(n, q = 0.5)$ instances with n between 10 and 200.

C. Watts-Strogatz model

The third model is the Watts-Strogatz model with K neighbors and rewiring rate p , $WS(n, K, p)$ [20]. *Initial condition:* The network is started with nodes arranged in a ring and with each node connected to its $K/2$ neighbors to the left and to its $K/2$ neighbors to the right (we assume K is even). *Rewiring:* The initial $K/2$ links to the right of each node are rewired to a randomly selected node in the network. By construction, the $WS(n, K, p)$ have a local structure provided $p < 1$. The original intent of the Watts and Strogatz was to generate networks with a high clustering coefficient. In contrast, the random rewiring destroys the local order and therefore should work against the formation of communities.

Figure 4 shows an instance of $WS(n = 50, K = 4, p = 0.1)$. This instance has two communities that are verified by visual inspection. The communities retain part of the starting ring arrangement, giving them a different look than the previous examples.

The $P_C = \text{Prob}(c \geq 2)$ for $WS(n, K = 4, p = 0.1)$ is shown in Fig. 2a, dotted line. It exhibits a similar pattern to what observed for $LS(n, d = 1)$ and $DS(n, q = 0.3)$. It increases from near 0 at $n = 50$ to almost 1 for $n > 100$. The average number of communities increases monotonically from 1 beyond $n = 10$ (Fig. 2b, dotted line).

Of note, I rewired the $WS(n, K, p = 0.1)$ networks preserving the nodes degrees, obtaining random graphs matching the degree sequence. These random graphs do not have a community structure. $P_C = \text{Prob}(c \geq 2) = 0$

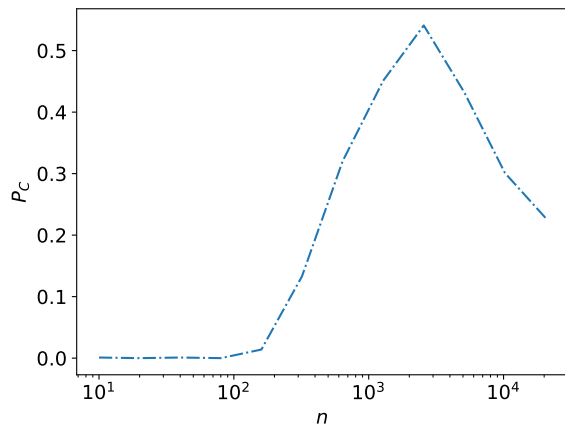


FIG. 5. Probability of having 2 or more communities as a function of the number of nodes, for networks generated with $BA(n, m = 2)$.

for all random graph versions of the $WS(n, K, p = 0.1)$ instances with n between 10 and 200.

D. Barabási-Albert model

My fourth example is the Barabási-Albert model with m new links per added node, $BA(n, m)$ [21], the canonical model of preferential attachment. *Initial condition:* The network is started with two connected nodes. *Evolution rule:* A new node i is added to the network and connected to $\max(m, n)$ nodes in the network, where n is the current number of nodes in the network. The nodes are selected with a probability proportional to their current degree. I note there is no locality build in the $BA(n, m)$ evolution rules. When a new node is added its m neighbors are independently selected among all current nodes in the network.

In contrast to the local rule models, the $BA(n, m = 2)$ model has $P_C = \text{Prob}(c \geq 2) = 0$ up to almost $n = 150$ and increases slightly above 0 between $n = 150$ and 200 (Fig. 2, dashed-dotted line). I have extended the analysis for larger n values (Fig. 5). $P_C = \text{Prob}(c \geq 2)$ reaches a maximum of about 0.5 for $n \sim 1000$ and from there on it decreases with increasing n . I have not found any explanation for this behavior. It could be rooted on the age structure of the $BA(n, m)$ model where nodes added earlier have on the average a large degree than recently added nodes. The locality is induced by the age sequence. While this observation remains to be explained, it is evident the $BA(n, m)$ instances do not have a community structure with almost certainty. The $BA(n, m)$ networks have some structure, but not enough to warrant the appearance of communities.

IV. RAMSEY COMMUNITY NUMBER

Inspired by these observations and to be more precise, I introduce the following definitions:

Definition 1 Let S_G be the set of all graphs, $f_G(n) : \rightarrow S_G$ a graph generative model on n vertices, $f_C : S_G \rightarrow \mathbb{N}^+$ a graph community count function, $P_C : S_G \rightarrow [0, 1]$ the communities likelihood function $P_C(f_G) = \text{Prob}\{f_C[f_G(n)] \geq 2\}$ and $0 < \epsilon < 1$ an error rate. The Ramsey community number $r_C(f_G, f_C, \epsilon)$ is the minimum n such that $P_C(f_G) \geq 1 - \epsilon$.

Definition 2 The generative graph model on n vertices $f_G(n)$ has the emergent communities property if $r_C(f_G, f_C, \epsilon)$ exist for all $0 < \epsilon < 1$.

I estimate $r_C(\epsilon)$ by means of numerical simulations. The methodology proceeds as follows. First, identify an upper bound n_+ such that $P_C(f_G(n_+)) \geq 1 - \epsilon$. A simple approach is to start with some small value $n = n_-$ and duplicate n until $P_C(f_G(n)) \geq 1 - \epsilon$ or $n > n_{\max}$, where n_{\max} is a cutoff value to handle cases where r_C does not exist. Second, conduct a binary search in the interval $[n_-, n_+]$ for the minimum value of n satisfying $P_C(f_G(n)) \geq 1 - \epsilon$.

In Fig. 2a we can see that $P_C = 1$ beyond a threshold n for the three local models $LS(n, d)$, $DS(n, q)$ and $WS(n, K, P)$. They all satisfy the communities property. In contrast, from Fig. 5 it is evident that the BA model does not have the communities property: r_C cannot be calculated for $P_C > 0.6$ or equivalently $\epsilon < 0.4$. In the following I will focus on $\epsilon = 0.05$, a 95% confidence that a network instance has two or more communities. From now on I will write $r_C(f_G)$ instead of $r_C(f_G, \epsilon)$ since ϵ has been fixed.

Model	$r_C(\epsilon = 0.05)^*$
LS($d = 1$)	77
LS($d = 2$)	74
LS($d = 3$)	91
DS($q = 0.3$)	261
DS($q = 0.5$)	98
DS($q = 0.7$)	54
WS($K = 2, p$)	–
WS($K = 4, p = 0.1$)	90
WS($K = 4, p = 0.5$)	148
WS($K = 4, p = 0.9$)	272
WS($K = 6, p = 0.1$)	51
WS($K = 6, p = 0.5$)	68
WS($K = 6, p = 0.9$)	93
BA($m = 2$)	–

TABLE I. Ramsey community numbers for different network models. *An estimate, not an exact number. –Does not have the emergent communities property.

The estimated $r_c(f_G)$ for the models introduced above are reported in Table I. The $LS(n, d)$, $DS(n, q)$ and $WS(n, K \geq 2, p)$ models all have finite r_C values. These models exhibit the emergent communities property. In contrast, $WS(n, K = 2, p)$ and $BA(n, m = 2)$ do not exhibit the emergent communities property in numerical tests up to a graph size of $n = 40,960$ nodes. This dichotomy indicates that having a local structure is a necessary condition to have the emergent communities property.

Some level of heterogeneity is a necessary condition as well. In the $WS(n, K, p = 0)$ networks all nodes are indistinguishable and the block model outputs 1 community containing all nodes. The $WS(n, K = 2, p)$ have some level of randomness, but it appears to be insufficient to counteract the homogenous linear arrangement of the nodes. However, too much randomness works against the formation of communities. This become evident by the monotonic increase of $r_C(WS(n, K, p = 0))$ with increasing p , for both $K = 4$ and $K = 6$ (Tab. I). Furthermore, the randomly rewired versions of all network instances considered here have a single community and therefore no communities structure. Communities appear when there is the right balance between local order and heterogeneity in the nodes connectivity patterns.

V. CONCLUSIONS

I have provided a precise definition of the *Ramsey community number* and the *emergent communities property*. The *Ramsey community number* allow us to determine how large a network structure needs to be to have a community structure with almost certainty. The *emergent communities property* states whether that number can actually be found for a given class of networks. These two concepts help to make precise statements about *emergence* in the context of network communities driven by the network topology alone.

Networks generated by local dynamics, those involving a node and its neighborhood, tend to have the emergent communities property. I say tend because I have not performed an exhaustive analysis of all possible models with local dynamics. As indicated previously, properties or real networks such as preferential attachment, power law degree distribution, high clustering coefficient, small-world and degree correlations are all explained by very simple rules local network dynamics [11]. Here, I have demonstrated they explain the formation of network communities as well.

Given that real networks formation is (i) driven by local rules and that (ii) local rules generate network communities with almost certainty, I speculate that the correlations we observe between network communities and node attributes are the consequence of local rules driving the segregation of nodes and the subsequence reinforcement of attributes within the node communities. The existence of node attributes is not a necessary condition for the emergence of communities. The network evolution is sufficient.

-
- [1] M. E. J. Newman, Proceedings of the National Academy of Sciences **103**, 8577 (2006), <https://www.pnas.org/doi/pdf/10.1073/pnas.0601602103>.
 - [2] F. Radicchi, C. Castellano, F. Cecconi, V. Loreto, and D. Parisi, Proceedings of the National Academy of Sciences **101**, 2658 (2004), <https://www.pnas.org/doi/pdf/10.1073/pnas.0400054101>.
 - [3] S. Fortunato and M. Barthélemy, Proceedings of the National Academy of Sciences **104**, 36 (2007), <https://www.pnas.org/doi/pdf/10.1073/pnas.0605965104>.
 - [4] J. M. Hofman and C. H. Wiggins, Phys. Rev. Lett. **100**, 258701 (2008).
 - [5] B. Karrer and M. E. J. Newman, Phys. Rev. E **83**, 016107 (2011).
 - [6] T. P. Peixoto, “Network reconstruction via the minimum description length principle,” (2024), arXiv:2405.01015 [stat.ML].
 - [7] A. Vazquez, J. Stat. Mech.: Theory Exp. **2009**, P07006 (2009).
 - [8] M. Contisciani, F. Battiston, and C. De Bacco, Nat Commun **13**, 7229 (2022), publisher: Nature Publishing Group.
 - [9] E. M. Jin, M. Girvan, and M. E. J. Newman, Phys. Rev. E **64**, 046132 (2001).
 - [10] R. Graham, B. Rothschild, and J. Spencer, *Ramsey Theory*, A Wiley-Interscience Publication (Wiley, 1980).
 - [11] A. Vazquez, Phys. Rev. E **67**, 056104 (2003).
 - [12] T. P. Peixoto, figshare (2014), 10.6084/m9.figshare.1164194.
 - [13] J. Park and M. E. J. Newman, Phys. Rev. E **70**, 066117 (2004).
 - [14] A. Vazquez, Europh. Lett. **54**, 430 (2001).
 - [15] A. Vázquez, A. Flammini, A. Maritan, and A. Vespignani, Complexus **1**, 38 (2003).
 - [16] F. Chung, L. Lu, T. G. Dewey, and D. J. Galas, J. Comp. Biol. **10**, 677 (2003).
 - [17] R. Pastor-Satorras, E. Smith, and R. V. Solé, J. Theor. Biol. **222**, 199 (2003).
 - [18] P. L. Krapivsky and S. Redner, Phys. Rev. E **71**, 036118 (2005).
 - [19] A. Vazquez, I. Pozzana, G. Kalogridis, and C. Ellinas, Sci Rep **13**, 509 (2023).
 - [20] D. J. Watts and S. H. Strogatz, Nature **393**, 440 (1998).
 - [21] A.-L. Barabási and R. Albert, Science **286**, 509 (1999).