

Learning While Repositioning in On-Demand Vehicle Sharing Networks

Hansheng Jiang *

Rotman School of Management, University of Toronto.

Chunlin Sun *

Institute for Computational and Mathematical Engineering, Stanford University.

Zuo-Jun Max Shen *

Faculty of Engineering and Faculty of Business and Economics, University of Hong Kong.

Shunan Jiang

Industrial Engineering and Operations Research, University of California, Berkeley.

Abstract. We consider a network inventory problem motivated by one-way, on-demand vehicle sharing services. Due to uncertainties in both demand and returns, as well as a fixed number of rental units across an n -location network, the service provider must periodically reposition vehicles to match supply with demand spatially while minimizing costs. The optimal repositioning policy under a general n -location network is intractable without knowing the optimal value function. We introduce the best base-stock repositioning policy as a generalization of the classical inventory control policy to n dimensions, and establish its asymptotic optimality in two distinct limiting regimes under general network structures. We present reformulations to efficiently compute this best base-stock policy in an offline setting with pre-collected data.

In the online setting, we show that a natural Lipschitz-bandit approach achieves a regret guarantee of $\tilde{O}(T^{\frac{n}{n+1}})$, which suffers from the exponential dependence on n . We illustrate the challenges of learning with censored data in networked systems through a regret lower bound analysis and by demonstrating the suboptimality of alternative algorithmic approaches. Motivated by these challenges, we propose an Online Gradient Repositioning algorithm that relies solely on censored demand. Under a mild cost-structure assumption, we prove that it attains an optimal regret of $O(n^{2.5}\sqrt{T})$, which matches the regret lower bound in T and achieves only polynomial dependence on n . The key algorithmic innovation involves proposing surrogate costs to disentangle intertemporal dependencies and leveraging dual solutions to find the gradient of policy change. Numerical experiments demonstrate the effectiveness of our proposed methods.

Key words: censored demand, inventory network, Markov decision process, online learning

1. Introduction

Urban traffic emissions and congestion are pressing issues in major cities worldwide, exacerbating climate change and negatively affecting the quality of life. According to [International Energy Agency \(2023\)](#), transportation accounts for approximately 25% of global CO₂ emissions and is a critical target for sustainability initiatives. Carsharing has emerged as a promising solution to mitigate urban traffic and reduce emissions ([Shaheen and Cohen 2020](#)). An innovative business model, known as *on-demand one-way* or *free-floating* carsharing systems, has gained attention over the past decade. Prominent examples include Share Now in Europe, GIG in the United States, Evo in Canada, GoFun in China, and others around the world.

In these businesses, the service provider owns and distributes vehicles across multiple locations for customer access. The service is on-demand, allowing customers to rent vehicles without advance booking, and

* Please address all correspondence to hansheng.jiang@rotman.utoronto.ca, chunlin@stanford.edu, and maxshen@hku.hk.

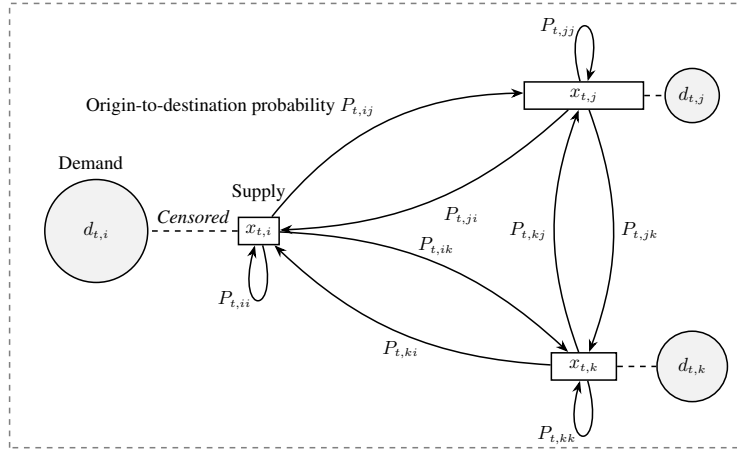
one-way, permitting vehicle returns to any location after trip completion. The flexibility of such on-demand one-way carsharing makes it an attractive alternative, offering greater autonomy and privacy compared to ride-hailing and public transportation (Martin et al. 2020). For example, a customer can rent a car for a grocery haul, stopping at multiple stores at their convenience—something difficult to coordinate with a ride-hailing driver. Similarly, grabbing coffee on the way to work without the need to explain or request a stop allows for a more personalized commute. The privacy and security of having a vehicle to oneself, without sharing space with strangers, further enhances the appeal. Empirical evidence shows that each shared car in such platforms could replace up to 20 privately owned cars, directly contributing to reduced transportation-related emissions (Jochem et al. 2020).

Despite the substantial sustainability and flexibility benefits, these service systems often suffer from severe lost sales due to spatial supply-demand mismatches. Vehicle availability and accessibility significantly impact ridership, as demonstrated in empirical studies (Kim et al. 2017, Kabra et al. 2020). The unavailability of vehicles leads to customer churn and long-term opportunity costs. Without active inventory monitoring, the network’s inventory eventually becomes imbalanced due to customers’ one-way trips, with vehicles accumulating in low-utility locations while significant demand goes unmet in high-utility locations. Each lost sale results not only in immediate revenue loss but also in a missed opportunity to build customer loyalty and drive potential market growth, making it a significant cost for the company.

Unlike ride-hailing, where trips are much more frequent and drivers are platform workers motivated by profit, carsharing providers have fewer levers to incentivize users to help move vehicles. Instead, they rely on hiring dedicated staff to address spatial mismatches. Before the peak demand time of each review period, carsharing providers typically assign personnel to reposition vehicles during low-demand times, such as overnight (Schiffer et al. 2021, Yang et al. 2022). Due to the added human labor, repositioning can become a significant source of operational costs. Consequently, providers must judiciously balance the trade-off between repositioning costs and lost sales costs. It is not surprising that matching supply with demand in such networks is no small feat. On-demand car-sharing startups worldwide struggle to make profits and often rely on government subsidies and venture capital. Share Now had to exit the North American market, and GIG Car Share announced it would terminate services by the end of 2024 (Yahoo Finance 2024), citing challenges such as “*decreased demand, rising operational costs, and changes in consumer commuting patterns.*”

Motivated by the setbacks in carsharing and its great potential, we aim to examine the operational challenges from a data-driven perspective. A key challenge arises because the service provider typically observes only *censored demand*, meaning lost sales costs, part of the optimization objective, cannot be directly computed. While digital technologies enable demand data collection, app-used user interface monitoring and location tracking introduce significant methodological challenges. These approaches raise privacy concerns and can potentially introduce sampling biases. The complexities of demand data collection

Figure 1 Illustration of network inventory dynamics and imbalances with three locations.



and the limitations of current tracking methods are commonly observed in carsharing services (Ströhle et al. 2019, Weidinger et al. 2023).

On the other hand, insufficient accountance of demand censoring is particularly problematic because of the shared nature of inventory. Unlike classical inventory control problems with unlimited supply, vehicle-sharing networks typically have *fixed inventory* within the planning horizon, making it prohibitive to increase inventory levels across all locations simultaneously to learn uncensored demand. Ignoring demand censoring during repositioning may lead to biased decisions, such as over-allocating inventory to locations with historically high stock and under-allocating to locations with potentially high demand but historically low stock.

Furthermore, vehicle sharing is complicated by the *multi-dimensional* inventory levels across all network locations. Inventories at different locations cannot be managed independently due to the unique features of on-demand and one-way services. The inventory supply and realized demand across locations are correlated because of customers’ one-way trips. Demand fulfilled at one location affects supply at all other locations in the next period. From a learning and optimization perspective, the spatial nature of inventory increases the state space *exponentially* with the number of locations.

1.1. Contributions

We model the periodic repositioning problem as network inventory management problem and propose efficient algorithmic approaches to minimize the costs with provable guarantees. We make several contributions from both theoretical and algorithmic perspectives, covering the complete information setting, the offline setting with pre-collected data, and lastly the online learning setting.

1. We present a parsimonious model through Markov decision process (MDP) capturing the critical challenge incurred by the n -dimensional spatial inventory with arbitrary network flows. The existence of stationary optimal policies under complete information is rigorously proved. Due to the intractability

of the optimal policy and in search of simple yet effective policies, we introduce a class of base-stock repositioning policies and prove that the best base-stock policy is asymptotically optimal in two distinct and practically relevant limiting regimes.

2. Computing the best base-stock policy from data, even in an offline setting with uncensored demand data, is not trivial. The sample average minimization problem is non-convex due to the piecewise linearity introduced by demand censoring. We develop a novel mixed integer linear programming reformulation of the offline problem which is computable by off-the-shelf solvers. Furthermore, we identify a mild cost structure assumption regarding lost sales costs and repositioning costs, under which the offline problem can be reformulated as a linear program and thus can be computed more efficiently. We also derive generalization bounds to show that the computed best base-stock policy from finite data samples has good statistical properties.
3. Moving to the online learning setting, the *non-convexity* challenge remains even with the aforementioned cost condition, and existing approaches of converting to convexity in inventory control literature do not apply, as discussed in Section 5.1. In the general cost structure, we propose a Lipschitz-bandits repositioning algorithm (LipBR, Algorithm F.1) based on a natural bandits atop MDPs idea, and prove that it enjoys a regret bound of $\tilde{O}(nT^{\frac{n}{n+1}})$. On the other hand, we prove a regret lower bound of $\Omega(n\sqrt{T})$, and this discrepancy in dependence on T highlights the curse of dimensionality n in the learning while repositioning problem.
4. We propose an Online Gradient Repositioning (OGR) algorithm which only requires censored demand data. OGR is computationally efficient both numerically and theoretically, as during each period it only involves solving a small linear program whose scale does *not* increase as the period increases. We prove that OGR achieves an optimal regret bound of $O(n^{2.5}\sqrt{T})$ for both i.i.d. and *adversarial* data, where the power of T in the regret bound is independent of the number of locations n and the dependence on n is polynomial. Furthermore, we show in Section 7.3 that the design principles of OGR also work with provable theoretical guarantees in a model extension accommodating multiple rental trips within one review period, heterogeneous rental durations and heterogeneous starting times.
5. We delve further into the learning challenges brought by demand censoring and spatial correlation. We provide an example to reveal the inherent challenge of censoring even in the dimension of 2, and on the flip side, we show that a simple dynamic algorithm (Algorithm G.1) can achieve an optimal regret rate if demand is uncensored. Under an alternative condition known as network independence, we also propose a one-time learning algorithm (Algorithm G.2) with provable regret bound.

1.2. Related Literature

In contrast to the extensive research on ride-hailing partially driven by its significant empirical successes (Qin et al. 2020, Krishnan et al. 2022), the operations literature focusing on repositioning strategies in free-floating carsharing systems remains sparse. Early works on dynamic vehicle repositioning focus primarily

on a special two-location setting (Li and Tao 2010), while the general n -location case emerges only more recently. He et al. (2020) provide a distributionally robust optimization approach to account for demand uncertainty. Lu et al. (2018) develop a two-stage stochastic integer programming model to optimize carshare fleet allocation under demand uncertainty. Benjaafar et al. (2022) develop a cutting-plane-based approximate dynamic programming algorithm, but their algorithm requires offline uncensored demand data. Hosseini et al. (2024) propose dynamic relocating policies through a reformulation of the linear programming fluid model approximation. Other than repositioning, recent works have also explored pricing mechanism to improve the efficiency and equity in vehicle sharing systems (Banerjee et al. 2022, Benjaafar and Shen 2023, Benjaafar et al. 2023, Elmachtoub and Kim 2024).

From a data-driven perspective, existing algorithms require *uncensored* demand samples to either construct the ambiguity set of the demand distribution (He et al. 2020, p. 246) or build a sampled model (Benjaafar et al. 2022, Algorithm 1), while our learning algorithm minimizes the regret in long-run average costs using only censored demand data. The ability to make use of only *censored demand* data provides significant value of our approach in real-world applications.

Inventory repositioning is also considered in the practice of transshipment in supply chain management. Transshipment differs from vehicle sharing in that inventory departs the system after usage and new inventory can be replenished from outside suppliers, while vehicle sharing encompasses reusable resources and fixed total inventory. The setting in transshipment that is closest to vehicle sharing is multiperiod proactive transshipment with lost sales. Similar to the vehicle repositioning problem, the optimal policy in general n -location cases is intractable, and recent contributions in two-location cases include Hu et al. (2008), Abouee-Mehrizi et al. (2015). In line with the transshipment literature, Akturk (2022) considers joint repositioning and sourcing in shared micromobility and studies the performance of the fixed target policy (effectively the base-stock repositioning policy in our work) under different cost regimes.

The existence of a stationary optimal policy in the average cost MDP with infinite states and actions is a fundamental problem and is not trivial in most cases. The existence problem in our vehicle sharing model is not a special case of any established average cost optimality in inventory control because in vehicle sharing the total inventory is fixed, and the cost consists of repositioning cost, which is obtained by solving a *minimum cost network flow* problem, rather than holding cost in a piece-wise linear functional form. Our proof of existence builds upon a set of conditions provided in Feinberg et al. (2012), and our technical contribution lies in providing a way to establish the key condition on uniform boundedness of the relative discount functions in the vehicle sharing problem.

Our asymptotic optimality result is related to a growing body of literature on asymptotic analysis of stochastic inventory models (see Goldberg et al. (2021) for a comprehensive survey) and in particular the near optimality of simple base-stock policies. Huh et al. (2009b) show that the best base-stock policy is asymptotically optimal in a single-product single-location inventory system when the lost sales cost

becomes large compared to the holding cost. [Bu et al. \(2022\)](#) show the asymptotic optimality of base-stock policies optimalities under four different parameter regimes in perishable inventory systems. [Wei et al. \(2021\)](#) show the asymptotic optimality of base-stock policies in lost sales inventory systems with a high service-level requirement. Our base-stock repositioning policies differ from this line of literature in that a base-stock repositioning level is an n -dimensional vector, rather than a scalar. Another related work by [DeValve and Myles \(2022\)](#) provides a constant factor approximation guarantee of base-stock policies in newsvendor networks with demand backlogging.

Our learning-while-repositioning problem closely resonates with active research in online learning of inventory control with censored demand, where asymptotically optimal policies serve as learning benchmarks. The issue of demand censoring has been examined by [Besbes and Muharremoglu \(2013\)](#) in the case of the newsvendor problem. [Huh et al. \(2009a\)](#) propose an algorithm with regret $\tilde{O}(T^{2/3})$ for single-product inventory systems with lost sales, and optimal algorithm with regret $\tilde{O}(\sqrt{T})$ is proposed later by [Zhang et al. \(2020\)](#) and [Agrawal and Jia \(2022\)](#) using different techniques, based on stochastic gradient descent and convex optimization with bandit feedback, respectively. Another line of related literature explores multi-echelon supply chain network ([Bekci et al. 2023](#), [Miao et al. 2023](#)).

Our model settings are fundamentally different from classical inventory control problems, both in terms of *network structure* and *inventory dynamics* (see more detailed discussion of literature in Section 5.1). The vehicle repositioning problem presents unique challenges that differ from these works in the following perspectives. First, the inventory is reusable but cannot replenished, or more precisely, the total inventory across the whole network is fixed. With limited supply, it is infeasible to adopt the common strategy of aggressively increasing inventory of all locations in order to avoid demand censoring. In Section 7.1, we give a more in-depth discussion on the impossibility of learning with censored demand and limited inventory in multi-dimension. Furthermore, the state space scales exponentially with the number of locations n and leads to *curse of dimensionality*. In fact, we analyze a natural but sub-optimal Lipschitz bandits-based repositioning algorithm, and this approach treats each repositioning policy as an arm in Lipschitz bandits. The resulting algorithm would have a regret bound with significant dependence on n (Theorem 6) due to the size of the state space.

1.3. Organization

In Section 2, we present the base model formulation. In Section 3, we analyze optimal and base-stock repositioning policies in a complete information setting, and introduce the learning problem setup. In Section 4, we provide the computation and properties of the best base-stock repositioning policy. In Section 5, we present the algorithm design and regret analysis of the OGR algorithm. In Section 6, we discuss the regret lower bound and the LipBR algorithm. In Section 7, we present two complementary algorithms under alternative conditions, and discuss an extension with trip heterogeneity. We show numerical results in Section 8 and conclude the paper in Section 9.

The notation $f(u) = O(g(u))$ means that there exists $M > 0$ and $u_0 > 0$ such that $f(u) \leq Mg(u)$ for all $u \geq u_0$. Similarly, the notation $f(u) = \Omega(g(u))$ means that f is bounded below by g asymptotically. The use of \tilde{O} may omit multiplicative logarithmic factors on T and polynomial factors on n .

2. Model Setup

We consider an on-demand vehicle sharing service with periodic inventory reviews. The $n (\geq 2)$ locations within the transportation network are denoted by $[n] = \{1, \dots, n\}$. Customers can pick up vehicles from any location $i \in [n]$ at the beginning of period t and return them to any location $j \in [n]$ at the end of period t . The demand $d_{t,i}$ for location i at period t is defined as the number of vehicles requested to depart from location i at the beginning of period t . The uncensored demand in each location is bounded, and we use $\mathbf{d}_t = \{d_{t,i}\}_{i \in [n]}$ to collectively represent the uncensored stochastic demands of n locations in period t . We assume review and rental periods are equal and each rental unit is to be used at most once during one review period, aligning with the setup in He et al. (2020). An extension in Section 7.3 allows differences between rental and review periods.

Depending on whether there are sufficient inventories at each location to match the demands, part of the demands may be lost and the actual realized demands may be smaller than \mathbf{d}_t . The origin-to-destination probability matrix $\mathbf{P}_t = (P_{t,ij})_{1 \leq i, j \leq n}$ consists of $n \times n$ probabilities, where $P_{t,ij}$ denotes the percentage of vehicles rented at location i being returned to location j by customers. All vehicles rented at the beginning of period t are assumed to be returned to some location in $[n]$ at the end of period t , i.e., $\sum_{j=1}^n P_{t,ij} = 1$ for all i and t .

ASSUMPTION 1. *The joint distribution of $\{(\mathbf{d}_t, \mathbf{P}_t)\}$ is independently and identically distributed (i.i.d.) across different time period t , following some distribution μ .*

REMARK 1. The i.i.d. stochastic assumption is widely adopted in the inventory control literature with demand learning (Chen et al. 2022). While we introduce Assumption 1 to facilitate theoretical analysis of MDPs, we note that our OGR algorithm (introduced in Section 5) actually does *not* rely on this assumption and achieves optimal regret even under adversarial demand scenarios, as rigorously proved in Theorem 4. Moreover, in Section 7.3, we present a model extension that accommodates cyclic demand patterns, thereby further relaxing the i.i.d. assumption.

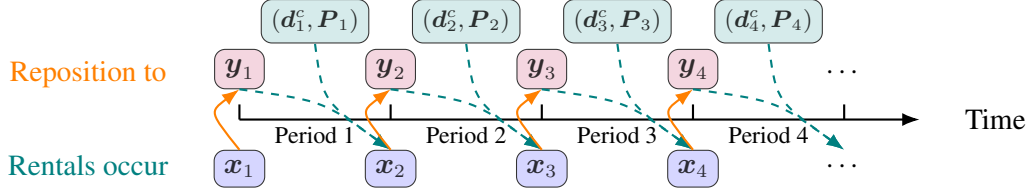
Notably, Assumption 1 permits spatial dependence across the n locations and the dependence between \mathbf{d}_t and \mathbf{P}_t . As we discuss in Section 7.2, an additional network independence assumption on the demand can significantly simplify learning but is not required for the main analysis of this paper.

2.1. Inventory Update

At each period, after observing the current inventory level, the service provider needs to decide on a target inventory level and reposition to this target inventory level. We use $\mathbf{x}_t = (x_{t,1}, x_{t,2}, \dots, x_{t,n})$ to

denote the inventory level at n locations right before the repositioning operation of period t . We use $\mathbf{y}_t = (y_{t,1}, y_{t,2}, \dots, y_{t,n})$ to denote the target inventory level at n locations right after the repositioning operation of period t . Since the total number of vehicles in the system is assumed to be fixed, we treat the inventory as infinitesimal and normalize it to 1. Thus inventory levels $\mathbf{x}_t, \mathbf{y}_t$ for all t lie in the simplex Δ_{n-1} , where $\Delta_{n-1}(K) := \{(x_1, \dots, x_n) \mid \sum_{i=1}^n x_i = K, x_i \geq 0 \text{ for all } i\}$ and we denote $\Delta_{n-1} := \Delta_{n-1}(1)$ for brevity.

Figure 2 Sequential events of demand arrival and repositioning operation.



After rentals of period t are finished, the initial inventory level $x_{t+1,i}$ of location i at period $t+1$ is given by $x_{t+1,i} = (y_{t,i} - d_{t,i})^+ + \sum_{j=1}^n \min(y_{t,j}, d_{t,j}) P_{t,ji}$, where $(y_{t,i} - d_{t,i})^+ := \max(y_{t,i} - d_{t,i}, 0)$ represents the leftover inventory after demand departs from location i , and $\sum_{j=1}^n \min(y_{t,j}, d_{t,j}) P_{t,ji}$ represents the vehicles returned to location i by customers after rentals are completed. The inventory update is expressed in vector forms in (1) and illustrated in Figure 2, where $\mathbf{d}_t^c := \min(\mathbf{y}_t, \mathbf{d}_t)$ denotes censored demand.

$$\mathbf{x}_{t+1} = (\mathbf{y}_t - \mathbf{d}_t)^+ + \mathbf{P}_t^\top \min(\mathbf{y}_t, \mathbf{d}_t). \quad (1)$$

2.2. Cost Structure

We consider two sources of costs in the vehicle rental services, the lost sales cost and the repositioning cost. Lost sales costs encompass more than just missed trip revenue; they also reflect broader opportunity costs, such as potential customer churn, weakened brand loyalty, constrained market growth, and vehicle depreciation during idle periods. With unit lost sales costs l_{ij} , the lost sales cost at period t for all locations i, j is defined as

$$L(\mathbf{y}_t, \mathbf{d}_t, \mathbf{P}_t) = \sum_{i=1}^n \sum_{j=1}^n l_{ij} \cdot P_{t,ij} (d_{t,i} - y_{t,i})^+. \quad (2)$$

The repositioning operation moves the inventory from the initial inventory level $\mathbf{x}_t = (x_{t,1}, \dots, x_{t,n})$ to the target inventory level $\mathbf{y}_t = (y_{t,1}, \dots, y_{t,n})$. Given \mathbf{x}_t and \mathbf{y}_t , the single-period repositioning cost $M(\mathbf{y}_t - \mathbf{x}_t)$ is obtained by solving the following minimum cost network flow problem¹ with decision variables $\xi_{t,ij}$ and unit repositioning costs c_{ij} . Moreover, the minimum single-period repositioning cost in (3) can be succinctly written as $M(\mathbf{y}_t - \mathbf{x}_t)$ because the difference of two inventory levels, $\mathbf{y}_t - \mathbf{x}_t$, completely characterizes the flow balance constraints in (4).

$$M(\mathbf{y}_t - \mathbf{x}_t) = \min \sum_{i=1}^n \sum_{j=1}^n c_{ij} \xi_{t,ij} \quad (3)$$

$$\text{s.t. } \sum_{i=1}^n \xi_{t,ij} - \sum_{k=1}^n \xi_{t,jk} = y_{t,j} - x_{t,j}, \forall j = 1, \dots, n, \quad (4)$$

$$\xi_{t,ij} \geq 0, \forall i = 1, \dots, n, \forall j = 1, \dots, n. \quad (5)$$

To summarize, the total cost C_t in period t is given by

$$C_t(\mathbf{x}_t, \mathbf{y}_t, \mathbf{d}_t, \mathbf{P}_t) = M(\mathbf{y}_t - \mathbf{x}_t) + L(\mathbf{y}_t, \mathbf{d}_t, \mathbf{P}_t), \quad (6)$$

where the lost sales cost $L(\mathbf{y}_t, \mathbf{d}_t, \mathbf{P}_t)$ and the repositioning cost $M(\mathbf{y}_t - \mathbf{x}_t)$ are given by (2) and (3) respectively. Both the unit lost sales cost l_{ij} in (2) and the unit repositioning cost c_{ij} in (3) are known positive numbers.

2.3. Average-Cost Markov Decision Process

The vehicle repositioning problem can be formally modeled as an average-cost Markov decision process (MDP) where the inventory level \mathbf{x}_t at time t represents the current state and the state space is Δ_{n-1} . Since the target repositioning level \mathbf{y}_t is sufficient for describing both the state update (1) and the total cost (6), instead of defining the action as the solution $\{\xi_{t,ij}\}_{i,j \in [N]}$ to (1), we may equivalently consider \mathbf{y}_t as the action and therefore the action space is also Δ_{n-1} . We use \mathcal{F}_t to denote the historical information up to time t , and to be exact, \mathcal{F}_t encompasses the realizations of $\min(\mathbf{d}_\tau, \mathbf{y}_\tau)$ and \mathbf{P}_τ for $\tau = 1, \dots, t$.

An *admissible* repositioning policy, denoted by π , determines the target inventory level \mathbf{y}_t given the observed inventory level \mathbf{x}_t and information \mathcal{F}_{t-1} . Given $\mathbf{x}_1 = \mathbf{x}$ as the initial inventory level, the average cost of a repositioning policy π over a planning horizon of length T is

$$v_T^\pi(\mathbf{x}) = \frac{1}{T} \sum_{t=1}^T \mathbb{E}[C_t^\pi | \mathbf{x}_1 = \mathbf{x}] = \frac{1}{T} \sum_{t=1}^T \mathbb{E}[C_t^\pi(\mathbf{x}_t, \mathbf{y}_t, \mathbf{d}_t, \mathbf{P}_t) | \mathbf{x}_1 = \mathbf{x}]. \quad (7)$$

Here $\{\mathbf{x}_t\}_{t=2}^T$ is the sequence of inventory levels under the current policy, and $\{\mathbf{y}_t\}_{t=1}^T$ is the sequence of target inventory levels, both of which are resulted from applying the policy π . Under an infinite horizon, the goal is to minimize the long-run average cost. The long-run average cost function $v^\pi(\mathbf{x})$ can be informally viewed as the limit of $v_T^\pi(\mathbf{x})$ as T approaches ∞ , but such a limit does not necessarily exist in infinite state space, and we defer the rigorous discussion of the long-run average cost function to Section 3.

The average cost setting offers distinct advantages over the discounted cost setting, particularly when the discount factor is unclear or close to one due to frequent platform interactions. While the discounted setting is more tractable, as it reduces the influence of future costs and effectively shortens the planning horizon to $\frac{1}{1-\rho}$, where $\rho \in (0, 1)$, the average cost objective is widely used in inventory control. As we establish in Section 3.1, under general conditions, the long-run average cost function does not depend on the initial state, which facilitates the comparison of different repositioning policies.

3. Asymptotic Optimal Policy and Learning Setup

3.1. Existence of Optimal Repositioning Policy

We first establish the existence of a *stationary* optimal repositioning policy. Our approach to the average cost setting follows the celebrated vanishing discount approach (Schäl 1993). To proceed, we first introduce the value functions and optimality conditions in the discounted cost setting. Given a discount rate $\rho \in (0, 1)$ and initial state \mathbf{x} , the optimal long-run discounted cost function $v_\rho^*(\mathbf{x})$ is defined as

$$v_\rho^*(\mathbf{x}) := \min_{\pi} \sum_{t=1}^{\infty} \rho^t \mathbb{E}^{\pi} [C_t(\mathbf{x}_t, \pi(\mathbf{x}_t), \mathbf{d}_t, \mathbf{P}_t) \mid \mathbf{x}_1 = \mathbf{x}]. \quad (8)$$

The optimality condition under the discounted cost setting is

$$v_\rho^*(\mathbf{x}) = \min_{\mathbf{y} \in \Delta_{n-1}} \left\{ \mathbb{E}_{\mathbf{d}, \mathbf{P}} [C(\mathbf{x}, \mathbf{y}, \mathbf{d}, \mathbf{P})] + \rho \int v_\rho^*(\mathbf{x}') d\text{Pr}(\mathbf{x}' \mid \mathbf{x}, \mathbf{y}) \right\}. \quad (9)$$

In Theorem 1, we formally establish the existence and fundamental properties of the stationary optimal policy for our vehicle sharing model.

THEOREM 1 (Existence of Stationary Optimal Policy). *For any $\mathbf{x} \in \Delta_{n-1}$, the limit $\lambda^* = \lim_{\rho \rightarrow 1} (1 - \rho)v_\rho^*(\mathbf{x})$ exists and does not depend on \mathbf{x} . Moreover, there exists a stationary optimal policy π^* such that $\lambda^* = \lim_{T \rightarrow \infty} \frac{1}{T} \sum_{t=1}^T \mathbb{E}^{\pi^*} [C_t \mid \mathbf{x}_1 = \mathbf{x}]$ for all $\mathbf{x} \in \Delta_{n-1}$.*

We briefly describe the proof idea of Theorem 1. Clearly, $v_\rho^*(\mathbf{x})$ defined in (8) could be unbounded when ρ goes to 1, and one cannot simply take $\rho \rightarrow 1$ in $v_\rho^*(\mathbf{x})$ to obtain the optimal value function under the average cost setting. Instead, we consider the relative discount function $r_\rho(\mathbf{x}) := v_\rho^*(\mathbf{x}) - m_\rho$ as $\rho \rightarrow 1$ where $m_\rho := \inf_{\mathbf{x} \in \Delta_{n-1}} v_\rho^*(\mathbf{x})$. Then the optimality condition in the discounted cost case can be rewritten as

$$(1 - \rho)m_\rho + r_\rho(\mathbf{x}) = \min_{\mathbf{y} \in \Delta_{n-1}} \left\{ \mathbb{E}_{\mathbf{d}, \mathbf{P}} [C(\mathbf{x}, \mathbf{y}, \mathbf{d}, \mathbf{P})] + \rho \int r_\rho(\mathbf{x}') d\text{Pr}(\mathbf{x}' \mid \mathbf{x}, \mathbf{y}) \right\}. \quad (10)$$

Under appropriate conditions, $r_\rho(\mathbf{x})$ is finite for all $\rho \in (0, 1)$ and the limit of $(1 - \rho)m_\rho$ is well-defined as $\rho \rightarrow 1$. The main technical challenge lies in identifying the right set of conditions and validating that the conditions hold in our problem context. We focus on the following set of conditions from Feinberg et al. (2012, Theorem 1).

DEFINITION 1 (CONDITION W*). (i) The transition probability $\text{Pr}(\cdot \mid \mathbf{x}, \mathbf{y})$ is weakly continuous.

(ii) The cost function $c(\mathbf{x}, \mathbf{y}) := \mathbb{E}_{\mathbf{d}, \mathbf{P}} [C(\mathbf{x}, \mathbf{y}, \mathbf{d}, \mathbf{P})]$ is inf-compact.

DEFINITION 2 (CONDITION B). (i) $\inf_{\mathbf{x} \in \Delta_{n-1}} \inf_{\pi} \limsup_{T \rightarrow \infty} \frac{1}{T} \sum_{t=1}^T \mathbb{E}^{\pi} [C_t] < +\infty$.

(ii) The relative discount function $r_\rho(\mathbf{x}) := v_\rho^*(\mathbf{x}) - m_\rho$ satisfies that $\sup_{\rho_0 \leq \rho < 1} r_\rho(\mathbf{x}) < \infty$ for all $\mathbf{x} \in \Delta_{n-1}$.

It is particularly non-trivial to verify Condition B(ii), which we summarize into Proposition 1. To prove Proposition 1, we use a constructive approach to establish the communicating properties of the states in Δ_{n-1} . We can then control the differences in discounted value functions, and thus the relative discount function r_ρ can be bounded.

PROPOSITION 1. Condition B(ii) holds for our vehicle sharing model, i.e., $\sup_{\rho_0 \leq \rho < 1} r_\rho(\mathbf{x}) < \infty$ for all $\mathbf{x} \in \Delta_{n-1}$.

After establishing the existence of the optimal policy, we note that the favorable "no-repositioning" property of the optimal policy observed in the discounted-cost setting—which enables efficient computation of discounted cost value function in [Benjaafar et al. \(2022\)](#)—does not extend to the average-cost setting, as detailed in Appendix A.3. These computational challenges motivate our development of simple and interpretable policies that maintain practical effectiveness, which we introduce in the subsequent subsection.

3.2. Base-Stock Repositioning Policy: Asymptotic Optimality Under Two Regimes

We introduce and analyze a class of base-stock repositioning policies, and the naming is in analogy to the classic base-stock policy in inventory control. A base-stock repositioning policy π^S with a base-stock level $S \in \Delta_{n-1}$ repositions the inventory \mathbf{x}_t to the level S at each period t . Different from typical single-product inventory control where the base-stock level is a single value, the base-stock level in our vehicle sharing model is an n -dimensional vector (s_1, \dots, s_n) lying in the set Δ_{n-1} .

THEOREM 2 (Asymptotic Optimality I). Assume that there exists $\alpha_0 > 0$ such that

$$\mathbb{E}[L(\mathbf{y}, \mathbf{d}, \mathbf{P})] \geq \alpha_0 \sum_{i,j} l_{ij} \text{ for all } \mathbf{y} \in \Delta_{n-1}. \quad (11)$$

Let $\Gamma := \sum_{i,j} l_{ij} / \sum_{i,j} c_{ij}$ denotes the ratio between the sum of all lost sales costs and the sum of all repositioning costs. The best base-stock repositioning policy with level $S^* \in \arg \min_{S \in \Delta_{n-1}} \limsup_{T \rightarrow \infty} \frac{1}{T} \sum_{t=1}^T \mathbb{E}^{\pi^S} [C_t]$ satisfies that

$$1 \leq \limsup_{T \rightarrow \infty} \frac{\sum_{t=1}^T \mathbb{E}^{\pi^{S^*}} [C_t | \mathbf{x}_1]}{T\lambda^*} \leq \frac{1}{1 - \alpha_0^{-1}\Gamma^{-1}}. \quad (12)$$

Consequently, the base-stock policy π_{S^*} is asymptotically optimal in the following sense,

$$\limsup_{T \rightarrow \infty} \frac{\sum_{t=1}^T \mathbb{E}^{\pi^{S^*}} [C_t | \mathbf{x}_1]}{T\lambda^*} = 1 + \Theta(\Gamma^{-1}) \text{ and } \limsup_{\Gamma \rightarrow \infty} \limsup_{T \rightarrow \infty} \frac{\sum_{t=1}^T \mathbb{E}^{\pi^{S^*}} [C_t | \mathbf{x}_1]}{T\lambda^*} = 1.$$

The limiting regime in Theorem 2 corresponds to when the ratio of lost sales cost to repositioning cost is large. Importantly, this ratio is defined at the aggregate level, and we do not require that the ratio l_{ij}/c_{ij} is large for every pair of i, j . This limiting regime is particularly relevant when service providers prioritize minimizing user dissatisfaction, and assigning higher costs to lost sales aligns with such objectives, which can also be especially motivated by the need for market growth in competitive environments.

We comment that a similar limiting regime is well-acknowledged in single-product inventory systems with lost sales. For example, [Huh et al. \(2009b\)](#), Theorem 3 show that the base-stock order-up-to policy is asymptotically optimal when demand is unbounded and the ratio of the lost sales cost and the holding cost goes to infinity.

Theorem 2 is also relevant in a non-asymptotic sense. Assumption (11) in Theorem 2 requires that lost sales cost is not negligible for any deterministic base-stock level \mathbf{y} . Intuitively, α_0 in (11) represents a minimum probability of demand loss throughout the network. Considering that the total number of vehicles is fixed and cannot be moved up to an arbitrary inventory level, Assumption (11) is a relatively mild assumption in our vehicle sharing model. Provided that $\alpha_0\Gamma > 1$, the bound in Theorem 2 gives a valid performance bound on the base-stock policy.

THEOREM 3 (Asymptotic Optimality II). *Assume that the demands $\{d_{t,i}\}_{i=1}^n$ are independent and identically distributed across n locations, and there exists a constant $p_0 > 0$ such that $\Pr(d_{t,i} - \mathbb{E}[d_{t,i}] > \text{Var}(\theta)) \geq p_0$. Let $D_t = \sum_i d_{t,i}$ denote the total demand across the network, and $\mathbb{E}[D_t] = 1$, $\text{Var}(D_t) = \sigma^2$ for some scalar $\sigma > 0$, and let $c_M := \max_{i,j} c_{ij}$ and $l_0 := \min_{i,j} l_{ij} > 0$. The best base-stock repositioning policy with level $\mathbf{S}^* \in \arg \min_{\mathbf{S} \in \Delta_{n-1}} \limsup_{T \rightarrow \infty} \frac{1}{T} \sum_{t=1}^T \mathbb{E}^{\pi^{\mathbf{S}}} [C_t]$ satisfies that*

$$1 \leq \limsup_{T \rightarrow \infty} \frac{\sum_{t=1}^T \mathbb{E}^{\pi^{\mathbf{S}^*}} [C_t | \mathbf{x}_1]}{T\lambda^*} \leq \left(1 - \frac{2c_M}{\sqrt{n}\sigma l_0 p_0}\right)^{-1}. \quad (13)$$

Consequently, the policy $\pi_{\mathbf{S}^*}$ is asymptotically optimal in the following sense,

$$\limsup_{T \rightarrow \infty} \frac{\sum_{t=1}^T \mathbb{E}^{\pi_{\mathbf{S}^*}} [C_t | \mathbf{x}_1]}{T\lambda^*} = 1 + \Theta(n^{-\frac{1}{2}}) \text{ and } \limsup_{n \rightarrow \infty} \limsup_{T \rightarrow \infty} \frac{\sum_{t=1}^T \mathbb{E}^{\pi_{\mathbf{S}^*}} [C_t | \mathbf{x}_1]}{T\lambda^*} = 1.$$

In Theorem 3, we show another asymptotic optimality of the base-stock repositioning policy in another limiting regime, i.e., when the number of locations in the networks goes to infinity, and we have also provided a non-asymptotic bound in (13). A similar limiting regime of large network size n is considered in Akturk et al. (2024), but their analysis is based on a mean-field approximation.

Theorem 3 is valuable from the operational perspective because the network with a large number of locations is considerably harder to analyze, yet the simple base-stock repositioning policy can be guaranteed to achieve asymptotic optimality in this limiting regime. The main intuition of proving Theorem 3 is that managing inventory across n locations is the opposite of “risk pooling”. Because the system suffers from lost sales cost at each location individually, the aggregate lost sales scales up with the number of locations n even if the variance σ^2 of the total demand D_t is constant.

3.3. Performance Metric of Repositioning Policies

Benchmark Policy. The key implication of two asymptotic optimality results in Theorem 2 and Theorem 3 of Section 3.2 is that, while the optimal repositioning policy is intractable, the best base-stock repositioning policy can be used as a good proxy in practical situations when the lost sales cost dominates or when the number of locations is large. As detailed in Appendix B.1, this choice of benchmark policy aligns with a line of inventory control literature where simple policies such as base-stock exhibit (asymptotic) optimality (Jia et al. 2024, Yuan et al. 2021, Gong and Simchi-Levi 2023). Moreover, the base-stock policy

is uniquely positioned as a simplistic benchmark from a theoretical perspective, and it also corresponds to the common benchmark known as the best fixed policy in the online learning literature with *adversarial* data, as discussed later in Theorem 4 of Section 5.4.

Modified Costs. The total cost C_t of period t , as defined in (7), is intractable because part of the total cost, the lost sales cost $\sum_{i=1}^n \sum_{j=1}^n l_{ij} \cdot P_{t,ij}(d_{t,i} - y_{t,i})^+$, is unobservable due to unknown lost demand. Similar to Agrawal and Jia (2022), Yuan et al. (2021), we introduce the *modified cost* $\tilde{C}_t(\mathbf{x}_t, \mathbf{y}_t, \mathbf{d}_t, \mathbf{P}_t)$ by subtracting a term that depends only on the distribution $\boldsymbol{\mu}$ but not the policy

$$\tilde{C}_t(\mathbf{x}_t, \mathbf{y}_t, \mathbf{d}_t, \mathbf{P}_t) = C_t(\mathbf{x}_t, \mathbf{y}_t, \mathbf{d}_t, \mathbf{P}_t) - \sum_{i=1}^n \sum_{j=1}^n l_{ij} P_{t,ij} d_{t,i}. \quad (14)$$

After this simple transformation, the modified cost \tilde{C}_t is observable because \tilde{C}_t can be rewritten as $\tilde{C}_t(\mathbf{x}_t, \mathbf{y}_t, \mathbf{d}_t, \mathbf{P}_t) = M(\mathbf{y}_t - \mathbf{x}_t) - \sum_{i=1}^n \sum_{j=1}^n l_{ij} \cdot P_{t,ij} \min\{d_{t,i}, y_{t,i}\}$. The expected difference of the cost C_t and the modified cost \tilde{C}_t is the expectation of $\sum_{i=1}^n \sum_{j=1}^n l_{ij} P_{t,ij} d_{t,i}$, which does not depend on any particular repositioning policy. Therefore, replacing the costs by \tilde{C}_t does not change the difference of average costs between the two policies, and we can use \tilde{C}_t instead in regret analysis.

Regret. Over a time horizon T , an online learning algorithm ALG sequentially decides the target inventory level \mathbf{y}_t based on the current state \mathbf{x}_t and historical information \mathcal{F}_{t-1} encompassing observations of censored demand and transition probability matrix from previous $t - 1$ periods. The incurred modified cost at time t is \tilde{C}_t^{ALG} at time t . Given an initial inventory level \mathbf{x}_1 , the goal is to minimize the expected cumulative costs. Following the tradition of the online learning literature, we minimize the regret of the expected cumulative costs compared to that of a benchmark policy, which, in our case, is the best base-stock repositioning policy that minimizes the cumulative costs.

$$\text{Regret}(T, \mathcal{S}) := \mathbb{E} \left[\sum_{t=1}^T \tilde{C}_t^{\text{ALG}} \mid \mathbf{x}_1 \right] - \mathbb{E} \left[\sum_{t=1}^T \tilde{C}_t^{\mathcal{S}} \mid \mathbf{x}_1 \right], \quad (15)$$

where $C_t^{\mathcal{S}} := C_t^{\pi^{\mathcal{S}}}$ is the cost incurred at time t by applying the policy $\pi^{\mathcal{S}}$. Considering the worst-case regret, we are interested in minimizing the regret that can incur over all possible base-stock repositioning levels \mathcal{S} ,

$$\text{Regret}(T) := \mathbb{E} \left[\sum_{t=1}^T \tilde{C}_t^{\text{ALG}} \mid \mathbf{x}_1 \right] - \min_{\mathcal{S} \in \Delta_{n-1}} \mathbb{E} \left[\sum_{t=1}^T \tilde{C}_t^{\mathcal{S}} \mid \mathbf{x}_1 \right]. \quad (16)$$

REMARK 2. We note that the \mathcal{S} that minimizes the T -horizon cumulative costs in (16) is not necessarily the same as \mathcal{S}^* defined in Section 3.2, which minimizes the infinite horizon objective $\lambda^{\mathcal{S}}(\mathbf{x}) := \mathbb{E} \left[\lim_{T \rightarrow \infty} \frac{1}{T} \sum_{t=1}^T \tilde{C}_t^{\mathcal{S}} \mid \mathbf{x}_1 = \mathbf{x} \right]$. An alternative performance metric can be obtained by comparing the cumulative costs with that of \mathcal{S}^* (Jia et al. 2024), which we refer to as pseudoregret and is defined as follows,

$$\text{PseudoRegret}(T) := \mathbb{E} \left[\sum_{t=1}^T \tilde{C}_t \mid \mathbf{x}_1 \right] - T \lambda^{\mathcal{S}^*}. \quad (17)$$

We note that the difference between the regret and the pseudoregret is bounded at the scale of $\tilde{O}(\sqrt{T})$ (see a formal statement in Appendix F.2), which is a direct consequence of the generalization bound shown later in Proposition 3 of Section 4.2. Therefore in terms of learning rates of this problem, these two regret definitions are effectively equivalent.

4. Computation and Properties of Best Base-stock Repositioning Policy

As a natural transition from the complete information setting to the learning setting, we suppose one has access to offline data, furthermore in the oracle scenario with *uncensored* demand data. Given an initial inventory level $\mathbf{x} \in \Delta_{n-1}$ and pre-collected observations $\{(\mathbf{d}_s, \mathbf{P}_s)\}_{s=1}^t$, the offline problem of computing the best base-stock repositioning policy can be formulated as the following stochastic optimization problem with n -dimensional continuous decision variables \mathbf{S} .

$$\min_{\mathbf{S}} \sum_{s=1}^t M(\mathbf{S} - \mathbf{x}_s) - \sum_{s=1}^t \sum_{i=1}^n \sum_{j=1}^n l_{ij} \cdot P_{s,ij} \min\{d_{s,i}, S_i\} \quad (18)$$

$$\text{subject to } \mathbf{x}_s = (\mathbf{S} - \mathbf{d}_s)^+ + \mathbf{P}_{s-1}^\top \min(\mathbf{S}, \mathbf{d}_{s-1}), \text{ for all } s = 2, \dots, t, \quad (19)$$

$$\mathbf{x}_1 = \mathbf{x}, \mathbf{S} \in \Delta_{n-1},$$

where the repositioning cost function $M(\cdot)$ is computed as in (3).

At first glance, problem (18) may appear to be a simple piecewise linear programming problem. The term $l_{ij} \cdot P_{s,ij} \min\{d_{s,i}, S_i\}$ in the second summation, which represents the lost sales costs, is concave in S_i , and the repositioning cost function $M(\cdot)$ is derived from a linear program. However, a closer examination reveals that the problem (18) is, in fact, *non-convex* in \mathbf{S} . This non-convexity becomes evident after removing \mathbf{x}_s from the objective function using (19), and thus the input to the repositioning cost $M(\cdot)$ is rewritten² as $\mathbf{S} - \mathbf{x}_s = \min(\mathbf{S}, \mathbf{d}_s) - \mathbf{P}_{s-1}^\top \min(\mathbf{S}, \mathbf{d}_{s-1})$. The presence of the term $\min(\mathbf{S}, \mathbf{d}_s)$ is a primary cause of non-convexity. As a result of this non-convexity, solving problem (18) is not straightforward even when uncensored data is available.

4.1. Reformulation of Non-Convex Offline Problem

To tackle the non-convexity, we present our mixed integer linear programming (MILP) reformulation in Proposition 2. This novel MILP construction has potential applications beyond our context to various operations problems involving demand censoring. The reformulation can be solved effectively using existing solvers, and our numerical experiments with small-scale parameters demonstrate that it yields exact solutions.

To transform the non-convex objective, we introduce two sets of variables: censored demand variables $\{m_{s,i}\}_{s \in [t], i \in [n]}$ and network flow variables $\{\xi_{s,ij}\}_{s \in [t], i, j \in [n]}$. The central challenge lies in constructing linear inequalities that ensure $m_{s,i}$ exactly equals the nonlinear term $\min(d_{s,i}, S_i)$ in the objective for all time periods s and locations i simultaneously. To achieve this, we introduce nt binary auxiliary variables

$\{z_{s,i}\}_{s \in [t], i \in [n]}$. Our approach first sorts demand functions in monotonic order and enforces equality through inequality with these binary auxiliary variables. We then extend to the general unsorted case through permutation matrices $\{\Gamma_i\}_{i \in [n]}$. This MILP construction builds upon recent advances in optimizing non-convex piecewise linear functions (Huchette and Vielma 2022). The detailed proof is in Appendix C.

PROPOSITION 2 (MILP Reformulation). *The offline problem (18) can be reformulated as a mixed integer linear programming (MILP) problem as follows.*

$$\begin{aligned}
 \min_{S_i, m_{s,i}, \xi_{s,ij}, z_{s,i}} \quad & \sum_{s=1}^t \sum_{i=1}^n \sum_{j=1}^n c_{ij} \xi_{s,ij} - \sum_{s=1}^t \sum_{i=1}^n \sum_{j=1}^n l_{ij} P_{s,ij} m_{s,i} \\
 \text{subject to} \quad & \sum_{i=1}^n \xi_{s,ij} - \sum_{k=1}^n \xi_{s,jk} = m_{s,j} - \sum_{i=1}^n P_{s,ij} m_{s,i}, \text{ for all } j = 1, \dots, n \text{ and } s = 1, \dots, t, \\
 & \xi_{s,ij} \geq 0, \forall i = 1, \dots, n, \text{ for all } j = 1, \dots, n \text{ and } s = 1, \dots, t, \\
 & \sum_{i=1}^n S_i = 1, \mathbf{S} = \{S_i\}_{i=1}^n \in [0, 1]^n, \\
 & (m_{1,i}, m_{2,i}, \dots, m_{t,i})^\top = \Gamma_i^\top (\tilde{m}_{1,i}, \tilde{m}_{2,i}, \dots, \tilde{m}_{t,i})^\top \text{ for all } i = 1, \dots, n, \\
 & \Gamma_i (d_{1,i}, d_{2,i}, \dots, d_{t,i})^\top = (\tilde{d}_{1,i}, \tilde{d}_{2,i}, \dots, \tilde{d}_{t,i})^\top \text{ for all } i = 1, \dots, n, \\
 & \sum_{s=1}^t z_{s+1,i} \cdot \tilde{d}_{s,i} \leq S_i \leq \sum_{s=1}^t z_{s,i} \cdot \tilde{d}_{s,i} + z_{t+1,i}, \text{ for all } i = 1, \dots, n, \\
 & -2(1 - z_{s',i}) \leq \tilde{m}_{s,i} - S_i \leq 2(1 - z_{s',i}), \text{ for all } 1 \leq s' \leq s \leq t \text{ and } i = 1, \dots, n, \\
 & -2(1 - z_{s',i}) \leq \tilde{m}_{s,i} - \tilde{d}_{s,i} \leq 2(1 - z_{s',i}), \text{ for all } 1 \leq s < s' \leq t+1 \text{ and } i = 1, \dots, n, \\
 & \sum_{s=1}^{t+1} z_{s,i} = 1, \text{ for all } i = 1, \dots, n, \\
 & \mathbf{z}_s = \{z_{s,i}\}_{i=1}^n \in \{0, 1\}^n, \text{ for all } s = 1, \dots, t+1,
 \end{aligned} \tag{20}$$

For each i , the permutation matrix Γ_i of size $t \times t$ is defined such that the elements in $\Gamma_i d_{\cdot,i}$ are in non-decreasing order, where $d_{\cdot,i} = (d_{1,i}, d_{2,i}, \dots, d_{t,i})^\top$ is demand at location i for all times.

The MILP problem (20) contains $O(n^2t + nt^2)$ constraints and $O(n^2t)$ decision variables. While it is nice that we manage the number of constraints as polynomials in n and t , MILP can typically take a long time to solve when n or t is large. This trade-off is expected since the original problem is non-convex, and by reformulating it into a MILP, we have made significant progress in making the solution more tractable by leveraging existing MILP solvers but in the meantime, the computational complexity can be high.

Considering the computational complexity associated with MILP, it is natural to explore scenarios where the original offline problem (18) can be solved efficiently. We introduce a mild cost condition, Assumption 2. Several works have adopted equivalent assumptions in the vehicle sharing literature, including Benjaafar et al. (2022) and He et al. (2020). Notably, DeValve and Myles (2022, Condition 1) employs an analogous assumption to prove approximation guarantees in an inventory fulfillment network problem with backlogged

demand. Assumption 2 corresponds precisely to the limiting regime where the base-stock repositioning policy is optimal in Theorem 2

ASSUMPTION 2 (Cost Condition).

$$\sum_{i=1}^n l_{ji} P_{t,ji} \geq \sum_{i=1}^n P_{t,ji} c_{ij}, \text{ for all } j = 1, \dots, n. \quad (21)$$

Considering Assumption 2 from a practical perspective, lost sales costs extend beyond trip prices, encompassing opportunity costs from vehicle depreciation during idle periods, customer churn, reduced market presence, and weakened brand loyalty. In contrast, repositioning costs, while including tangible expenses like labor and fuel, can be minimized through operational efficiencies such as task batching and advanced routing algorithms. This aligns with empirical evidences in vehicle sharing systems, such as the real data calibration in Akturk et al. (2024, Appendix I.3).

Under Assumption 2, the offline problem (18) can be reformulated as a linear program, with details provided in Appendix C.2. However, it is important to note that Assumption 2 still does *not* enable convexity of the cost functions with respect to policy \mathcal{S} in online repositioning. To address this non-convexity challenge in online learning, we introduce *surrogate costs* in Section 5 to disentangle intertemporal dependencies in our OGR algorithm. Without such a cost condition, analysis becomes significantly more challenging, typically requiring approximation methods such as mean-field approximation (Akturk et al. 2024) and fluid approximation (Hosseini et al. 2024). For general cost structures, we propose a Lipschitz-bandits based algorithm in Section 6 that provides regret guarantees without requiring Assumption 2, albeit with critical dependence on the network size n . Also without Assumption 2, in Section 7.2, we introduce a one-time learning algorithm that leverages our MILP reformulation and achieves tight regret guarantees when network demands are independent.

4.2. Generalization Bound and Lipschitz Property

The offline solution obtained from (18) relies on t observations, and we examine its out-of-sample performance through the lens of generalization error. Proposition 3 establishes that for any large $T > t$, with high probability at least $1 - 3T^{-2}$, the deviation between the t -period average cumulative realized cost and the single-period expected cost is uniformly bounded by $O(\sqrt{\log T}/\sqrt{t})$ across all base-stock repositioning policies $\mathcal{S} \in \Delta_{n-1}$. This bound indicates that the generalization error converges uniformly to zero across the policy space Δ_{n-1} at a squared root rate as the sample size grows.

PROPOSITION 3. *Under Assumption 1, for any $t \leq T$,*

$$\sup_{\mathcal{S} \in \Delta_{n-1}} \left| \frac{1}{t} \sum_{s=1}^t \tilde{C}_s(\mathbf{x}_{s+1}^{\mathcal{S}}, \mathcal{S}, \mathbf{d}_s, \mathbf{P}_s) - \mathbb{E}[\tilde{C}_1(\mathbf{x}_1^{\mathcal{S}}, \mathcal{S}, \mathbf{d}_1, \mathbf{P}_1)] \right| \leq 10n^3 \left(\max_{i,j} c_{ij} + \max_{i,j} l_{ij} \right) \cdot \frac{\sqrt{\log T}}{\sqrt{t}}$$

holds with probability no less than $1 - 3T^{-2}$, where $\mathbf{x}_s^{\mathcal{S}} = (\mathcal{S} - \mathbf{d}_s)^+ + \mathbf{P}_s^{\top} \min\{\mathcal{S}, \mathbf{d}_s\}$ for all $s \geq 1$.

In proving Proposition 3, we also establish a Lipschitz property of the cost function with respect to \mathbf{S} in Lemma 1. To facilitate the exposition, we introduce simplified notation that will be used repeatedly throughout our concentration analysis. Let $\mathbf{f}_S : \mathbb{R}^n \times \mathbb{R}^{n \times n} \rightarrow \mathbb{R}^n \times \mathbb{R}^{n \times n}$ be a vector-valued function $\mathbf{f}_S(\mathbf{d}, \mathbf{P}) := (\min(\mathbf{d}, \mathbf{S}), \mathbf{P})$ defined on $\{(\mathbf{d}, \mathbf{P}) : \mathbf{d} \in \Delta_{n-1}, \mathbf{P} \in \mathbb{R}^{n \times n}\}$ for any $\mathbf{S} \in \Delta_{n-1}$, and let $h : \mathbb{R}^n \times \mathbb{R}^{n \times n} \rightarrow \mathbb{R}$ be the cost function

$$h(\mathbf{y}, \mathbf{P}) = M (\mathbf{y} - \mathbf{P}^\top \mathbf{y}) - \sum_{i=1}^n \sum_{j=1}^n l_{ij} \cdot P_{ij} y_i \quad (22)$$

defined on $\{(\mathbf{y}, \mathbf{P}) : \mathbf{y} \in [0, 1]^n, \mathbf{P} \in [0, 1]^{n \times n}, \mathbf{P}\mathbf{1} = \mathbf{1}\}$. Here, $\mathbf{1}$ denotes the all-one vector in \mathbb{R}^n . Under this construction, $h(\mathbf{f}_S(\mathbf{d}_t, \mathbf{P}_t))$ is exactly the modified cost $\tilde{C}_t(\mathbf{x}_{t+1}^S, \mathbf{S}, \mathbf{d}_t, \mathbf{P}_t)$ in (14).

LEMMA 1 (Lipschitz Property).

$$|h(\mathbf{y}, \mathbf{P}) - h(\mathbf{y}', \mathbf{P}')| \leq n^2 \cdot (\max_{i,j} c_{ij} + \max_{i,j} l_{ij}) \cdot (\|\mathbf{y} - \mathbf{y}'\|_2 + \|\mathbf{P} - \mathbf{P}'\|_F),$$

for any $\mathbf{y}, \mathbf{y}' \in [0, 1]^n$, and probability transition matrices $\mathbf{P}, \mathbf{P}' \in [0, 1]^{n \times n}$.

The introduced mappings \mathbf{f} and h enable us to leverage the vector-contraction inequality for Rademacher complexities (Maurer 2016) to establish the uniform concentration bound in Proposition 3, and a detailed proof is in Appendix D.

5. Online Gradient Repositioning Algorithm with Tight Regret Guarantee

In this section, we introduce our Online Gradient Repositioning (OGR) algorithm — Algorithm 1, where we creatively propose the notion of surrogate costs to disentangle intertemporal dependency and intricately design a linear program subproblem, whose dual solution is used to construct the subgradient to the surrogate costs. Our OGR algorithm enjoys several advantages in terms of minimal data requirement, computational efficiency, and theoretical reliability. In particular, we note that the regret guarantee of OGR is valid even for adversarial data and does not rely on Assumption 1.

5.1. Learning Challenges and Algorithm Design

The goal of learning while repositioning is to sequentially determine the repositioning level while observing only censored network demand data. Despite a rich body of literature on inventory control with learning, distinct challenges arise because we consider an inventory network with multiple locations and a fixed total inventory that cannot be externally replenished within the time horizon. A notable strategy in inventory control is to allocate sufficient inventory to minimize demand censoring, which enables the simulation of multiple policies simultaneously (Chen et al. 2024a). However, this approach is not feasible in our vehicle repositioning setting due to resource constraints: there is typically insufficient inventory to cover the entire support set of demand distributions across all locations simultaneously.

Furthermore, recent studies (Gong and Simchi-Levi 2023, Jia et al. 2024, Lyu et al. 2024a) have explored bandit structures atop MDPs, including a $\tilde{O}(\sqrt{T})$ regret rate driven by online stochastic convex optimization (Jia et al. 2024). Nevertheless, without convexity in the policy space and given the dimensionality n , we demonstrate in Section 6 that a Lipschitz bandit-based approach would result in an unfavorable regret rate of $\tilde{O}(T^{\frac{n}{n+1}})$. In addition, the *non-convexity* in our problem stems from the multi-dimensional decision variables intertwined with demand censoring, which distinguishes it from the non-convexity caused by lead time or fixed costs in the existing literature. Consequently, the approaches to addressing non-convexity in previous works (Yuan et al. 2021, Chen et al. 2023) are not directly applicable here. Furthermore, due to the correlation across different dimensions, the idea of convex reformulation via variable transformation (Chen et al. 2024b) is also not suitable. Instead, we introduce a novel “disentangling” idea to achieve convexity in newly defined surrogate costs in Section 5.2, which approximates the original cost objectives well under certain algorithm designs.

Our problem setup also differs from network revenue management, where the initial inventory scales as $O(T)$ over the time horizon T (Miao et al. 2023), whereas in our case, the inventory is reusable and fixed as $O(1)$. Additionally, compared to the literature on multi-echelon warehouse inventory (Bekci et al. 2023), our inventory management differs due to the fully connected nature of the network, which allows for bidirectional inventory flows.

While gradient-based approaches have proven effective for adjusting base-stock levels in inventory control (Huh and Rusmevichientong 2009, Zhang et al. 2020, Yuan et al. 2021, Lyu et al. 2024b), the network structure and n -dimensional gradient in our problem present unique calibration challenges. This gradient is defined through the dual solution of a linear program that encodes the minimum cost flow problem governing inventory repositioning across the network. The validity of such a dual solution gradient is enabled by the surrogate costs that not only approximate the original modified costs well but also exhibit favorable analytical properties. Specifically, we demonstrate that the gap between surrogate costs and the original can be bounded in an instance-based fashion by the cumulative changes of policy updates. This gap remains well bounded when the policy updates follow a “slow-moving” recommendation, as proved in Lemma 2, which also aligns with the step size choice in gradient descent approach. Another challenge stems from constructing linear program and dual solution solely based on censored demand $\min(\mathbf{d}_t, \mathbf{y}_t)$, and we exploit the censored structure to recover the true subgradient with respect to \mathbf{y}_t , as proved in Lemma 3.

We present our main algorithm in Algorithm 1 and discuss its main steps in the following. Within each iteration of Algorithm 1, Steps 3–5 calculate a subgradient of the modified cost $\tilde{C}_t(\mathbf{x}_{t+1}, \mathbf{y}_t, \mathbf{d}_t, \mathbf{P}_t)$ with respect to \mathbf{y}_t for each time t . The most intricate part of designing Algorithm 1 is identifying the gradient of the surrogate cost function introduced in Section 5.2, which we define as the dual of a linear program, and will discuss in more detail in Section 5.3. We note that the gradient is non-positive due to the constraint (24) in the minimization problem. For any non-zero element $g_{t,i}$ of the gradient, it holds that $(\mathbf{d}_t^c)_i = y_{t,i}$, which

Algorithm 1 OGR: Online Gradient Repositioning Algorithm

- 1: **Input:** Number of iterations T , initial repositioning policy \mathbf{y}_1 ;
- 2: **for** $t = 1, \dots, \mathbf{do}$
 % Observe censored data
- 3: Set the target inventory be \mathbf{y}_t and observe realized censored demand $\mathbf{d}_t^c = \min(\mathbf{y}_t, \mathbf{d}_t)$;
 % Solve linear programming involving surrogate costs
- 4: Denote $\boldsymbol{\lambda}_t = (\lambda_{t,1}, \dots, \lambda_{t,n})^\top$ be the optimal dual solution corresponding to constraints (24)

$$\tilde{C}_t(\mathbf{x}_{t+1}, \mathbf{y}_t, \mathbf{d}_t, \mathbf{P}_t) = \min \sum_{i=1}^n \sum_{j=1}^n c_{ij} \xi_{t,ij} - \sum_{i=1}^n \sum_{j=1}^n l_{ij} P_{t,ij} w_{t,i} \quad (23)$$

$$\text{subject to } \sum_{i=1}^n \xi_{t,ij} - \sum_{k=1}^n \xi_{t,jk} = w_{t,j} - \sum_{i=1}^n P_{t,ij} w_{t,i}, \text{ for all } j = 1, \dots, n,$$

$$w_{t,i} \geq 0, \xi_{t,ij} \geq 0, \text{ for all } i, j = 1, \dots, n,$$

$$w_{t,i} \leq (\mathbf{d}_t^c)_i, \text{ for all } i = 1, \dots, n, \quad (24)$$

where $\boldsymbol{\xi}_t = \{\xi_{t,ij}\}_{i,j=1}^n$ represent network flows and $\mathbf{w}_t = \{w_{t,i}\}_{i=1}^n$ are auxiliary variable;

% Construct subgradient from dual solution

- 5: Let $g_{t,i} = \lambda_{t,i} \cdot \mathbb{1}_{\{(\mathbf{d}_t^c)_i = y_{t,i}\}}$, for all $i = 1, \dots, n$ and define the subgradient as $\mathbf{g}_t = (g_{t,1}, \dots, g_{t,n})^\top$;
 % Projected gradient descent update with step size $1/\sqrt{t}$
- 6: Update the repositioning policy $\mathbf{y}_{t+1} = \Pi_{\Delta_{n-1}} \left(\mathbf{y}_t - \frac{1}{\sqrt{t}} \mathbf{g}_t \right)$;
- 7: **end for**
- 8: **Output:** $\{\mathbf{y}_t\}_{t=1}^T$.

means that demand might not be completely fulfilled at location i . In this case, Step 6 will increase the supply correspondingly. The smaller the element $g_{t,i}$ is, the more cost reduction can potentially be brought from increasing inventory at location i . Therefore, the gradient descent step has a very nice intuition of ranking the “priority” of all the locations in the repositioning operation. Step 6 updates the repositioning policy by moving along the direction of the gradient with a small step size $1/\sqrt{t}$ for all $t = 1, \dots, T$ followed by projection onto the feasible space of simplex Δ_{n-1} . The small step size not only helps with algorithm convergence but also guarantees a small approximation error with the surrogate costs, which we will discuss in more detail in Section 5.2. It is noteworthy that Algorithm 1 possesses three significant advantages.

- (i) *Minimal Data Requirement.* This online gradient algorithm is applicable by *only* accessing censored data. Particularly, as shown in Steps 4 and 5, all the local gradient \mathbf{g}_t can be obtained with censored demand \mathbf{d}_t^c for all t . This weak requirement on data accessibility enables this algorithm to be applied flexibly in environments with limited data availability, and practically speaking, the service provider would not need to aggressively increase the supply in order to learn the uncensored demand.

- (ii) *Computational Efficiency.* Algorithm 1 is computationally efficient at each step throughout all time periods. At each period, Algorithm 1 only computes one linear program with $O(n^2)$ constraints and variables in Step 4 and updates the gradient in Steps 5 and 6. The corresponding computational complexity is polynomial in the number of locations in the network, yet it remains independent of the time horizon, denoted as T . Such computational efficiency enables rapid adaptation to changes in realized demands across the network.
- (iii) *Reliability.* In Section 5.4, we will see that this algorithm achieves an $O(n^{2.5}\sqrt{T})$ regret guarantee with either i.i.d. or adversarial demands and transition probabilities. This theoretical guarantee illustrates the robustness and reliability of this algorithm against any distribution shifts of the demand levels and transition probabilities.

5.2. Disentangling Dependency via Surrogate Costs.

Twisted Dependency and Non-Convexity. A key obstacle in optimizing the cumulative modified costs comes from the *twisted dependency* of repositioning policies on the modified costs. Specifically, the minimization objective of the cumulative modified cost is given by

$$\sum_{t=1}^T \tilde{C}_t(\mathbf{x}_t(\mathbf{y}_{t-1}), \mathbf{y}_t, \mathbf{d}_t, \mathbf{P}_t), \quad (25)$$

where $\mathbf{x}_{t+1} = (\mathbf{y}_t - \mathbf{d}_t)^+ + \mathbf{P}_t \min\{\mathbf{y}_t, \mathbf{d}_t\}$ for all $t = 1, \dots, T$. In this subsection, with a slight abuse of notation, we will use $\mathbf{x}_{t+1}(\mathbf{y}_t)$ and \mathbf{x}_{t+1} interchangeably to emphasize the dependency between \mathbf{x}_{t+1} and \mathbf{y}_t for all $t = 1, \dots, T$.

We note that $\tilde{C}_t(\mathbf{x}_t(\mathbf{y}_{t-1}), \mathbf{y}_t, \mathbf{d}_t, \mathbf{P}_t)$ depends on the repositioning policies, demands, and origin-to-destination probability at both time $t-1$ through \mathbf{x}_t and those at time t , for all $t = 1, \dots, T$. Furthermore, due to the dependence of \mathbf{x}_t on \mathbf{y}_{t-1} , the cost $\tilde{C}_t(\mathbf{x}_t(\mathbf{y}_{t-1}), \mathbf{y}_t, \mathbf{d}_t, \mathbf{P}_t)$ is non-convex in \mathcal{S} even when Assumption 2 holds and $\mathbf{y}_s = \mathcal{S}$ for all $s = 1, \dots, t$ (see the discussion on non-convexity in Section 4). This twisted dependency prevents one from solving (25) by applying online gradient-based methods (Hazan 2022).

Surrogate Costs. To remove this obstacle, we propose to disentangle the twisted dependency by considering “reabeled” cumulative modified costs. In Lemma 2, we show that the relabeled cumulative modified cost

$$\sum_{t=1}^T \tilde{C}_t(\mathbf{x}_{t+1}(\mathbf{y}_t), \mathbf{y}_t, \mathbf{d}_t, \mathbf{P}_t) \quad (26)$$

is a disentangled surrogate to (25) with an approximation error $O\left(\sum_{t=1}^T \|\mathbf{y}_t - \mathbf{y}_{t-1}\|_1\right)$, where terms in (26) depend on separate input variables compared to the original modified cost (25).

LEMMA 2 (Disentangling). *Let $\{\mathbf{y}_t\}_{t=1}^T \subseteq \Delta_{n-1}$ be any sequence of repositioning policies. Then, the relabeled modified cost $\tilde{C}_t(\mathbf{x}_{t+1}(\mathbf{y}_t), \mathbf{y}_t, \mathbf{d}_t, \mathbf{P}_t)$ depends only on the repositioning policy and realized*

demands and transition matrix at time t , for all $t = 1, \dots, T$. Here, $\mathbf{x}_{t+1} = (\mathbf{y}_t - \mathbf{d}_t)^+ + \mathbf{P}_t \min\{\mathbf{y}_t, \mathbf{d}_t\}$ for all $t = 1, \dots, T$.

Furthermore, the gap between the cumulative modified cost and the cumulative relabeled modified cost can be bounded by the following inequality where $\mathbf{y}_0 := \mathbf{x}_1$,

$$\left| \sum_{t=1}^T \tilde{C}_t(\mathbf{x}_t, \mathbf{y}_t, \mathbf{d}_t, \mathbf{P}_t) - \sum_{t=1}^T \tilde{C}_t(\mathbf{x}_{t+1}, \mathbf{y}_t, \mathbf{d}_t, \mathbf{P}_t) \right| \leq 2 \cdot \left(\max_{i,j=1,\dots,n} c_{ij} \right) \cdot \sum_{t=2}^T \|\mathbf{y}_t - \mathbf{y}_{t-1}\|_1. \quad (27)$$

REMARK 3. Lemma 2 still holds even if Assumption 2 does not hold, so this “disentangling” technique is potentially useful for solving more general repositioning problems.

REMARK 4. Beyond resolving the twisted dependency, it is remarkable that this surrogate cost also circumvents the *non-convexity* challenge. Specifically, in Section 5.3, we will show that $\tilde{C}_t(\mathbf{x}_{t+1}, \mathbf{y}_t, \mathbf{d}_t, \mathbf{P}_t)$ is a convex function with respect to the corresponding repositioning policy \mathbf{y}_t for all t .

REMARK 5. Moreover, Lemma 2 also indicates that the approximation error of this surrogate cost is controllable, provided that the repositioning policies are *updated slowly*. In particular, the total approximation is bounded by $O(\sqrt{T})$ if one always slightly changes the repositioning policies, e.g., $\|\mathbf{y}_{t+1} - \mathbf{y}_t\|_1 = O(1/\sqrt{t})$ for all t , or only updates the policies infrequently, for example, when $\mathbf{y}_{t+1} \neq \mathbf{y}_t$ holds for at most $O(\sqrt{T})$ times. This insight also coincides with the choice of the step size $O(1/\sqrt{t})$ in Algorithm 1.

5.3. Construction of the Subgradient Vector

The correctness of Algorithm 1 hinges on the validity of \mathbf{g}_t as a subgradient, which we formally establish in Lemma 3 below.

LEMMA 3 (**Validity of Subgradient**). *Given any demand vector \mathbf{d}_t and origin-to-destination probability \mathbf{P}_t , surrogate costs $\tilde{C}_t(\mathbf{x}_{t+1}(\mathbf{y}_t), \mathbf{y}_t, \mathbf{d}_t, \mathbf{P}_t)$ introduced in (26) is a convex function with respect to \mathbf{y}_t for all $t = 1, \dots, T$.*

Furthermore, \mathbf{g}_t in Step 5 of Algorithm 1 is a subgradient of $\tilde{C}_t(\mathbf{x}_{t+1}(\mathbf{y}_t), \mathbf{y}_t, \mathbf{d}_t, \mathbf{P}_t)$ for all $t = 1, \dots, T$.

Intuitively, to see that \mathbf{g}_t in Step 5 of Algorithm 1 is a subgradient, we can consider the following LP (28).

$$\text{LP}(\mathbf{y}_t) = \min_{\xi_{t,ij}, w_{t,i}} \sum_{i=1}^n \sum_{j=1}^n c_{ij} \xi_{t,ij} - \sum_{i=1}^n \sum_{j=1}^n l_{ij} P_{t,ij} w_{t,i} \quad (28)$$

$$\text{subject to } \sum_{i=1}^n \xi_{t,ij} - \sum_{k=1}^n \xi_{t,jk} = w_{t,j} - \sum_{i=1}^n P_{t,ij} w_{t,i}, \text{ for all } j = 1, \dots, n, \quad (29)$$

$$w_{t,i} \leq y_{t,i}, \text{ for all } i = 1, \dots, n, \quad (30)$$

$$w_{t,i} \leq d_{t,i}, \text{ for all } i = 1, \dots, n, \quad (31)$$

$$w_{t,i} \geq 0, \xi_{t,ij} \geq 0, \text{ for all } i, j = 1, \dots, n.$$

LP (28) shares the same optimal objective value as LP (23) in Algorithm 1 because constraint (24) is equivalent to the combination of (30) and (31). Therefore, it suffices to show that \mathbf{g}_t defined in Algorithm 1 is the gradient of LP (28) with respect to \mathbf{y}_t for all t . To see this, consider the following dual problem of LP (28):

$$\begin{aligned} \text{D-LP}(\mathbf{y}_t) = & \max_{\mu_{t,i}, \eta_{t,i}, \pi_{t,i}} \boldsymbol{\mu}_t^\top \mathbf{y}_t + \boldsymbol{\eta}_t^\top \mathbf{d}_t \\ & \text{subject to } \pi_{t,j} - \pi_{t,i} \leq c_{ij}, \text{ for all } i, j = 1, \dots, n, \\ & -\pi_{t,i} + \sum_{j=1}^n P_{t,ij} \pi_{t,j} + \mu_{t,i} + \eta_{t,i} \leq -\sum_{j=1}^n l_{ij} P_{t,ij}, \text{ for all } i = 1, \dots, n, \\ & \mu_{t,i}, \eta_{t,i} \leq 0, \text{ for all } i = 1, \dots, n, \end{aligned} \quad (32)$$

where $\boldsymbol{\mu}_t$ and $\boldsymbol{\eta}_t$ are the dual variables, or Lagrangian multipliers, corresponding to constraints (30) and (31), respectively, and $\boldsymbol{\pi}_t$ is the dual variable corresponding to constraint (29). Denote $(\boldsymbol{\mu}_t, \boldsymbol{\eta}_t)$ as any optimal solution to D-LP(\mathbf{y}_t). By optimality of $(\boldsymbol{\mu}_t, \boldsymbol{\eta}_t)$ and strong duality, we have

$$\text{D-LP}(\mathbf{y}'_t) - \text{D-LP}(\mathbf{y}_t) \geq \boldsymbol{\mu}_t^\top (\mathbf{y}'_t - \mathbf{y}_t). \quad (33)$$

Consequently, (33) implies that any dual optimal solution $\boldsymbol{\mu}_t$ is one subgradient of (28) with respect to \mathbf{y}_t . A detailed proof of Lemma 3 is in Appendix E.2.

5.4. Tight Regret Guarantee Beyond i.i.d. Assumption

We present the theoretical guarantee of Algorithm 1 in Theorem 4.

THEOREM 4. *Under only Assumption 2, the output of Algorithm 1 satisfies*

$$\sum_{t=1}^T \tilde{C}_t(\mathbf{x}_t(\mathbf{S}_{t-1}), \mathbf{S}_t, \mathbf{d}_t, \mathbf{P}_t) - \min_{\mathbf{S} \in \Delta_{n-1}} \sum_{t=1}^T \tilde{C}_t(\mathbf{x}_t(\mathbf{S}), \mathbf{S}, \mathbf{d}_t, \mathbf{P}_t) \leq O(n^{2.5} \cdot \sqrt{T}) \quad (34)$$

for any initial inventory level $\mathbf{S}_0 := \mathbf{S}_1 \in \Delta_{n-1}$ and any sequence of demand and origin-to-destination probability pairs $\{(\mathbf{d}_t, \mathbf{P}_t)\}_{t=1}^T$.

The bound in Theorem 4 is optimal in T and holds under only Assumption 2, without requiring i.i.d. or network independence assumptions. The phrase ‘‘any sequence’’ indicates that each demand and origin-to-destination probability pair $(\mathbf{d}_t, \mathbf{P}_t)$ can be chosen adversarially at period t to work against the algorithm. Moreover, $\{(\mathbf{d}_t, \mathbf{P}_t)\}_{t=1}^T$ need not be i.i.d. or exogenous, and may be correlated with both historical and current repositioning policies $\{\mathbf{S}\}_{s=1}^t$. We present a natural corollary under i.i.d. assumption in Corollary 1.

COROLLARY 1. *Under the same condition of Theorem 4, if Assumption 1 also holds, we have*

$$\mathbb{E} \left[\sum_{t=1}^T \tilde{C}_t(\mathbf{x}_t(\mathbf{S}_{t-1}), \mathbf{S}_t, \mathbf{d}_t, \mathbf{P}_t) \right] - \min_{\mathbf{S} \in \Delta_{n-1}} T \mathbb{E} \left[\tilde{C}_1(\mathbf{x}_1(\mathbf{S}), \mathbf{S}, \mathbf{d}_1, \mathbf{P}_1) \right] \leq O(n^{2.5} \cdot \sqrt{T}). \quad (35)$$

REMARK 6. Regarding the network size n , our analysis shows that Algorithm 1's regret bound has a polynomial dependence on n . This represents a substantial improvement over the LipBR approach, which achieves a regret guarantee of $\tilde{O}(T^{\frac{n}{n+1}})$. The lower bound of $\Omega(n\sqrt{T})$ established in Theorem 5 proves that some polynomial dependence on n is inevitable. A direction for future research is to determine whether the current polynomial dependence on n can be further refined.

Sketch of Regret Analysis (Detailed proof in Appendix E). Intuitively, Algorithm 1 introduces noise in updating the repositioning policies through noised subgradients and a slow-decaying stepsize at Steps 5 and 6. The introduced noise enables the algorithm to explore the decision space efficiently, to cancel out decision errors over time, and thus, to mitigate cumulative costs for adversarial inputs. Based on Lemma 2, we could invoke the convergence rate of the projected online gradient descent algorithm (Lemma E.1) to obtain a regret bound on the cumulative *surrogate costs*.

$$R_1 = 6n^2 \left(\max_{i,j} c_{ij} + \max_{i,j} l_{ij} \right) \cdot \sqrt{T}.$$

Due to the bound in (27) of Lemma 2, we could control the approximation error of using surrogate costs by

$$R_2 = \left(\max_{i,j} c_{ij} \right) \| \mathbf{S}_{t-1} - \mathbf{S}_t \|_1.$$

Since the step size is $1/\sqrt{t}$, we can use bound the ℓ_1 difference $\| \mathbf{S}_{t-1} - \mathbf{S}_t \|_1$ by $2\sqrt{n}/\sqrt{t} \|fv_t\|_2$. On the other hand, by the Lipschitz property in Lemma 1, the subgradient norms can be bounded by $\|g\|_2 \leq n^2(\max_{i,j} c_{ij} + \max_{i,j} l_{ij})$. It follows that

$$R_2 \leq 2n^{5/2} \left(\max_{i,j} c_{ij} + \max_{i,j} l_{ij} \right) \sum_{t=1}^T 1/\sqrt{t} \leq 4n^{5/2} \sqrt{T} \left(\max_{i,j} c_{ij} + \max_{i,j} l_{ij} \right).$$

Putting these two together, we have that

$$\text{Regret} \leq R_1 + R_2 \leq (6n^2 + 4n^{5/2})\sqrt{T} \left(\max_{i,j} c_{ij} + \max_{i,j} l_{ij} \right)^2 \in O(n^{2.5}\sqrt{T}).$$

6. Lower Bound and Curse of Dimensionality

A lower bound of $\Omega(n\sqrt{T})$ can be established for the online repositioning problem. The regret bound in Theorem 5 matches with the regret upper bound of OGR in Theorem 4, and thus proves the optimality of our OGR algorithm. We derive the lower bound based on results on stochastic linear optimization under bandit feedback (Dani et al. 2008).

THEOREM 5 (Regret Lower Bound). *Given time horizon T , for any online learning algorithm ALG for the vehicle repositioning problem with cost structure satisfying Assumption 2, the worst-case expected regret is at least $\Omega(n\sqrt{T})$.*

Interestingly, we can conclude that by assuming that the cost structure following Assumption 2, we can effectively avoid the curse of dimensionality and obtain a regret bound that does not depend on n in the power of T . One may wonder, what if Assumption 2 does not hold? We continue our discussion by proposing a Lipschitz Bandits-based Repositioning (LipBR, Algorithm F.1) algorithm. While the regret guarantee of LipBR in Theorem 6 has a critical dependence on n , the LipBR algorithm has the virtue of working under the most general network structure and cost condition.

In the LipBR algorithm, we treat each base-stock repositioning policy as an arm in Lipschitz bandits, and by navigating different arms while balancing the exploration-exploitation trade-off, we get to find the best base-stock repositioning policy. The resulting regret therefore crucially depends on the complexity of the policy space Δ_{n-1} , as shown in Theorem 6. We delegate the detailed description and analysis of LipBR to Appendix F.

THEOREM 6 (Curse of Dimensionality). *Suppose the LipBR algorithm (Algorithm F.1) is run with $\delta = (\log T/T)^{1/(n+1)}$, the regret is upper-bounded by $O(n(\log T)^{1/(n+1)} \cdot T^{\frac{n}{n+1}} + n\sqrt{T \log T})$.*

Naturally, Theorem 5 is also a lower bound for the general problem considered in LipBR, but we are not aware if a stronger lower bound $\Omega(T^{\frac{n}{n+1}})$ can be proved for the vehicle sharing problem where Assumption 2 does not hold. It is worth mentioning that the lower bound $\Omega(T^{\frac{D+1}{D+2}})$ exists for general Lipschitz bandits over a space with covering dimension D . In our problem, when we set repositioning cost to be 0, then the cost function at time t is a specific Lipschitz function $L(\mathbf{d}, \mathbf{S}_t)$ where \mathbf{S}_t is the base-stock repositioning policy selected at time t . Moreover, the covering dimension of Δ_{n-1} under ℓ_1 norm is $n-1$ (proved in Lemma F.9). Therefore, by plugging $D = n-1$ into $\Omega(T^{\frac{D+1}{D+2}})$, we obtain a lower bound $\Omega(T^{\frac{n}{n+1}})$, which matches the proved upper bound in Theorem 6 up to multiplicative logarithmic factors. However, this intuition does not directly translate into a rigorous proof because the instances used to achieve to worst case regret lower bound of Lipschitz bandits are a class of ‘‘bump’’ functions (Kleinberg et al. 2008), which do not belong to the class of functions in the form of $L(\mathbf{d}, \mathbf{S}_t)$. We leave this as an interesting open problem for future exploration. If true, this will serve as a direct measure of the inherent complexity of the vehicle repositioning problem without additional structure.

7. Further Discussions and Model Extension

Throughout the online learning analysis, we have emphasized how our OGR algorithm addresses the dual challenges of demand censoring and spatial correlation. In this section, we will delve further into the inherent challenges brought by these two considerations. We propose two simple algorithms with strong regret guarantees when either of these restrictions is relaxed in Section 7.1 and 7.2, respectively. Furthermore, in Section 7.3, we extend our model to accommodate more complex relationships between review periods and rental periods and demonstrate how our OGR approach naturally generalizes to this scenario.

7.1. Challenge of Censored Data in Network

In the following Proposition 4, we formalize the inherent challenge incurred by demand censoring into a concrete example. We show that it is impossible to identify the true ground distribution of demand by merely observing the censored demand data, even when the dimension is only 2.

PROPOSITION 4 (A Pessimistic Example). *There exists a set of two-dimensional joint distribution \mathcal{P} such that for any $(x_0, y_0) \in \{(x_0, y_0) : x_0 + y_0 = 1, x_0, y_0 \geq 0\}$, the censored distribution of $(\min(X, x_0), \min(Y, y_0))$ is the same for all $(X, Y) \in \mathcal{P}$.*

Proposition 4 is proved in Appendix G.1 by constructing a set of probability distributions \mathcal{P}_c for $c \in (0.5, 1)$,

$$\mathcal{P}_c = \{(X, Y) \mid \mathbb{P}(X = 1, Y = 1) = \mathbb{P}(X = c, Y = c) = p, \\ \mathbb{P}(X = 1, Y = c) = \mathbb{P}(X = c, Y = 1) = 0.5 - p, \text{ for some } p \in (0, 0.5)\}.$$

The two-dimensional example given in Proposition 4 can be seamlessly extended to arbitrary n dimensions since we can trivially set the demand as constant at all but two locations in an n -location network for $n \geq 2$. Through this impossibility result, we underscore the inherent impossibility of learning the joint demand distribution solely from *censored demand* and *limited supply*.

We further elucidate the challenge of censored demand by showing that the learning problem is considerably easier if uncensored demand data is available. It turns out that a simple dynamic learning algorithm (as described in Algorithm G.1) with a doubling scheme can achieve optimal regret under this scenario without any cost structure assumptions as shown in Theorem 7.

THEOREM 7 (Optimal Regret with Uncensored Data). *Given uncensored demand data, under only Assumption 1, the dynamic learning algorithm, Algorithm G.1, achieves $O(n^3 \cdot \sqrt{T \log T})$ regret.*

The proof of the Theorem 7 follows straightforwardly from the generalization bound that we have proved in Proposition 3. In terms of computation, the offline problem (18) can be tackled by the MILP formulation (20) under any cost structure. Since the dynamic learning algorithm requires solving the offline problem in each period, we recommend using the LP formulation (C.11) instead for more efficient computation whenever the cost structure in Assumption 2 holds.

7.2. Implication of Network Independence

The impossibility result in Section 7.1 necessitates additional assumptions to facilitate online repositioning. In addition to cost structure, another direction to alleviate the curse of dimensionality is through the network independence assumption, as defined in Assumption 3. Similar independence assumptions have been made in inventory control and learning of multi-echelon supply chain networks (see, e.g., Bekci et al. (2023), Miao et al. (2023)). We note that even with the demand independence stated in Assumption 3, the inventory levels at different locations are still correlated due to the activities of customer trips and repositioning operations, and therefore the resulting problem is still significantly more complicated than the single-location case.

ASSUMPTION 3. For $t = 1, \dots, T$, the demands from different locations are independent at each time, i.e., for $t = 1, \dots, T$, $\{d_{t,i}\}_{i \in \mathcal{N}}$ are independent. The demand \mathbf{d}_t and the probability transition matrix \mathbf{P}_t are also independent.

We propose a simple one-time learning algorithm (as described in Algorithm G.2), and show in Theorem 8 that it has a regret guarantee of $\tilde{O}(T^{2/3})$ that does not depend exponentially on n . In Algorithm G.2, the first nT_0 time periods are dedicated to collecting uncensored demand data location by location, and then by the independence assumption, T_0 effective data samples can be constructed. We stress that the need for the network independence assumption solely comes from the data collection stage (Steps 2–6 of Algorithm G.2). In running Algorithm G.2, the number of exploration periods T_0 should be at the scale of $\eta T^{2/3}$ to achieve $\tilde{O}(T^{2/3})$ regret. The parameter η , independent of T , is used to balance the trade-off of exploration and exploitation. Although the regret in Theorem 8 is minimized at $\eta = (n/2)^{2/3}$, we have found that in numerical experiments, a smaller η can be sufficient for learning and thus lead to smaller cumulative regret.

THEOREM 8 (Regret Under Network Independence). Under Assumption 1 and Assumption 3, the one-time learning algorithm, Algorithm G.2, achieves $O((\eta + n\eta^{-1/2})n^2T^{2/3}\sqrt{\log T})$ regret when $T_0 = \eta T^{2/3}$ and η is an algorithm hyperparameter.

To prove the regret bound in Theorem 8, we adopt the generalization bound established in Proposition 3. We attain the $\tilde{O}(T^{2/3})$ regret of the one-time learning algorithm (Algorithm G.2) in contrast to the $O(T^{1/2})$ regret of the dynamic learning algorithm (Algorithm G.1) due to the periods needed for collecting uncensored data. While this rate is not optimal, it is still notable as the rate $\tilde{O}(T^{2/3})$ refrains from the curse of dimensionality and do not depend on n in the power of T . Moreover, since the offline problem is only solved once in Algorithm G.2, we can effectively use MILP formulation to solve the offline problem in Algorithm G.2, and therefore both the theoretical guarantee and computational efficiency of Algorithm G.2 does not rely on the cost structure.

In this sense, our proposed Algorithm G.2 nicely fills the gap in addressing scenarios where the cost structure in Assumption 2 fails to hold, with a $\tilde{O}(n^2T^{2/3})$ regret guarantee that does not exponentially depend on n .

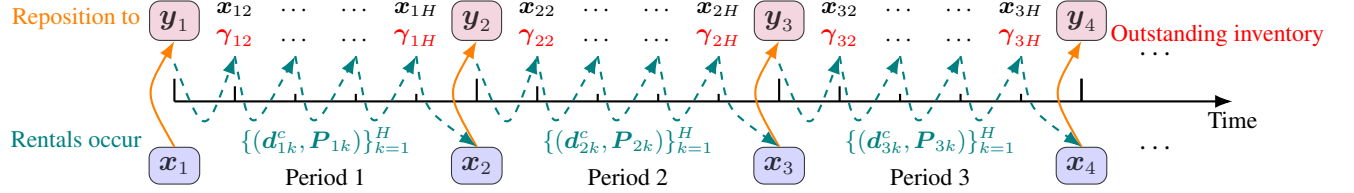
7.3. Extension to Heterogeneous Rental Durations and Heterogeneous Start Times

In this subsection, we generalize our analysis to allow *heterogeneous* rental durations and *heterogeneous* start times, and notably we show that our OGR algorithm, with an appropriate generalization, continues to work with provable theoretical guarantees and numerical effectiveness.

Previously, we have made a modeling assumption for tractability, aligning with setups in existing works (He et al. 2020, Akturk et al. 2024), that the rental period and review period are equal, and each rental unit is used at most once within each review period. Benjaafar et al. (2022) also do not consider the possibility

of multiple rentals within one review period, though they take a different perspective³ with very frequent repositioning operations. We note that the choice of discrete-time setting in this line of literature, including ours, is rooted in the relatively lower frequency of rentals and repositioning in vehicle sharing businesses compared to ride-hailing. We adopt this modeling approach to focus on the critical challenges of spatial mismatch and demand censoring, while acknowledging that there exist other real-world complexities.

Figure 3 Illustration of inventory with heterogeneous rental durations and heterogeneous start times.



To build a model with heterogeneous rental durations and heterogeneous start times, we further divide each review period⁴ t into H subperiods, denoted in subscripts by $t1, \dots, tH$. Demands can arrive at any subperiod and rental units can be returned after any number of subperiods, which is captured by a sequence of demand vectors and origin-to-destination matrices $\{(d_{tk}^c, P_{tk})\}_{k=1}^H$. For any $k = 1, \dots, H - 1$ and $i = 1, \dots, n$, the sum of row $\sum_j P_{tk,ij}$ in P_{tk} can be strictly smaller than 1, which implies that a positive fraction $1 - \sum_j P_{tk,ij}$ of inventory originating from location i remains unreturned at the end of subperiod k . Let γ_{tk} represent the outstanding inventory vector, originating from n locations respectively, at the beginning of the k -th subperiod of review period t . Let $y_t = x_{t1}$ and $x_{t+1} = x_{t(H+1)}$ for notational convenience. The inventory dynamics is illustrated in Figure 3, and formally defined in (36) and (37).

$$x_{t(k+1)} = (x_{tk} - d_{tk})^+ + P_{tk}^\top [\min(x_{tk}, d_{tk}) + \gamma_{tk}], \quad k = 1, \dots, H, \quad (36)$$

$$\gamma_{t(k+1)} = [\min(x_{tk}, d_{tk}) + \gamma_{tk}] \circ [(I - P_{tk})\mathbf{1}], \quad k = 1, \dots, H, \quad (37)$$

where \circ denotes the Hadamard product and $\mathbf{1}$ denotes an n -dimensional all-one vector. The subperiod setup in the extended model addresses the modeling challenge presented by current practices in vehicle sharing systems, where repositioning operations typically occur infrequently such as overnight (Yang et al. 2022). This extended model differs from Benjaafar et al. (2022) in that their rental periods must start and end at review period boundaries, with review periods structured as previously in Figure 2, while we allow rental periods to span any consecutive subperiods between repositioning operations, thus accommodating rentals of fractional review period lengths. As such, different from existing literature, our model also allows multiple rental trips within one review period.

For any period t , d_{t1}, \dots, d_{tH} do not have to be i.i.d., and P_{t1}, \dots, P_{tH} do not have to be i.i.d. either. This allows for non-stationarity across different subperiods within the same review period. All unreturned units,

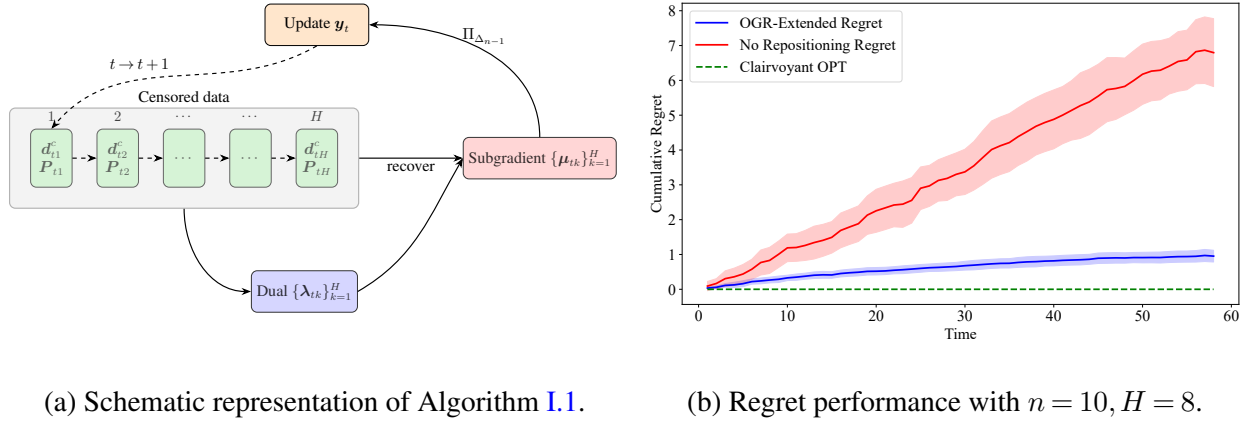
regardless of their rental start times, are returned before each repositioning operation since these operations occur during low-utility periods when rental activity is minimal⁵.

Because of the possibility of multiple rental trips in one review period, the lost sales cost within period t needs to account for costs summarized over H subperiods, and the *modified* lost sales costs is defined in (38) by subtracting $\sum_{k=1}^H \sum_{i=1}^n \sum_{j=1}^n l_{ij} \cdot P_{th,ij} d_{tk,i}$ and noting that $x_{tk,i}$ is obtained recursively through (36).

$$\tilde{L}(\mathbf{y}_t, \{(\mathbf{d}_{tk}, \mathbf{P}_{tk})\}_{k=1}^H) = - \sum_{k=1}^H \sum_{i=1}^n \sum_{j=1}^n l_{ij} \cdot P_{th,ij} \min(x_{tk,i}, d_{tk,i}). \quad (38)$$

The repositioning cost at the end of each review period is given by $M(\mathbf{y}_t - \mathbf{x}_t)$, where $M(\cdot)$ is from the minimum cost flow problem defined as in (3). The modified total cost of review period t is $\tilde{C}(\mathbf{x}_t, \mathbf{y}_t, \{(\mathbf{d}_{tk}, \mathbf{P}_{tk})\}_{k=1}^H) = M(\mathbf{y}_t, \mathbf{x}_t) + \tilde{L}(\mathbf{y}_t, \{(\mathbf{d}_{tk}, \mathbf{P}_{tk})\}_{k=1}^H)$. Consistent with previous analysis, we focus on base-stock type policies and study the online repositioning problem under the challenges of the spatial network structure and access to only realized origin-to-destination matrices $\{\mathbf{P}_{tk}\}_{k=1}^H$ and censored demands $\{\min(\mathbf{x}_{tk}, \mathbf{d}_{tk})\}_{k=1}^H$. In Lemma I.1, we bound the cumulative difference of $\tilde{C}(\mathbf{x}_t, \mathbf{y}_t, \{(\mathbf{d}_{tk}, \mathbf{P}_{tk})\}_{k=1}^H)$ and *surrogate costs* $\tilde{C}(\mathbf{x}_{t+1}, \mathbf{y}_t, \{(\mathbf{d}_{tk}, \mathbf{P}_{tk})\}_{k=1}^H)$, defined through relabelling \mathbf{x} , by the cumulative changes of repositioning policies.

Figure 4 Illustration and numerical result of OGR-Extended.



Notes. More numerical results and implementation details are provided in Appendix I.2.

We explain how to apply the principle of OGR algorithm to the extended model with an illustration in Figure 4(a), and present detailed description of OGR-Extended in Algorithm I.1. At period t , the algorithm is initialized by setting the target inventory as $\mathbf{x}_{t1} = \mathbf{y}_t$ and observe realized censored demands $\mathbf{d}_{th}^c = \min(\mathbf{x}_{th}, \mathbf{d}_{th})$ for $h \in [H], t \in [T]$. A key step is to figure out how to find the gradient direction in order to

modify the repositioning policy \mathbf{y}_t . We construct the following linear programming problem to minimize the surrogate costs $\tilde{C}(\mathbf{x}_{t+1}, \mathbf{y}_t, \{(\mathbf{d}_{tk}, \mathbf{P}_{tk})\}_{k=1}^H)$.

$$\begin{aligned}
 & \min_{\xi_{t,ij}, \gamma_{tk,i}, w_{tk,i}} \sum_{i=1}^n \sum_{j=1}^n c_{ij} \xi_{t,ij} - \sum_{h=1}^H \sum_{i=1}^n \sum_{j=1}^n l_{ij} P_{th,ij} w_{th,i} \\
 & \text{subject to } \sum_{i=1}^n \xi_{t,ij} - \sum_{i'=1}^n \xi_{t,i'j} = \sum_{k=1}^H \left[w_{tk,j} - \sum_{i=1}^n P_{tk,ij} (w_{tk,i} + \gamma_{tk,i}) \right], \forall j \in [n], \\
 & \quad \gamma_{t(k+1),i} = (w_{tk,i} + \gamma_{tk,i}) \left(1 - \sum_{j=1}^n P_{tk,ij} \right), \forall k \in [H], i \in [n], \\
 & \quad \gamma_{t1,i} = 0, \forall i \in [n], \\
 & \quad w_{tk,i} \geq 0, \xi_{t,ij} \geq 0, \\
 & \quad w_{t1,i} \leq (\mathbf{d}_{t1}^c)_i, \quad w_{t2,i} \leq (\mathbf{d}_{t2}^c)_i, \quad \dots \quad w_{tH,i} \leq (\mathbf{d}_{tH}^c)_i, \forall i \in [n]. \tag{39}
 \end{aligned}$$

We take $\lambda_{tk} \in \mathbb{R}^n$ to be the dual optimal solution to the constraints $w_{tk,i} \leq (\mathbf{d}_{tk}^c)_i, \forall i \in [n]$ in (39) for $k \in [H]$, and define $\mathbf{g}_{tk} = \lambda_{tk} \circ \mathbb{1}\{\mathbf{d}_{tk}^c = \mathbf{x}_{tk}\}$. Unlike the original OGR algorithm, \mathbf{g}_{tk} no longer represents a subgradient with respect to \mathbf{y}_t in the surrogate cost function. Instead, we recursively recover components of the subgradient μ_{tk} from \mathbf{g}_{tk} through (40), with detailed theoretical analysis provided in Appendix I.1.

$$\mathbf{g}_{tk} = \mu_{tk} + (\mathbf{I} - \mathbf{P}_{tk}) \sum_{l=k+1}^H \mu_{tl} - \sum_{l=k+2}^H \left\{ \sum_{s=k+1}^{l-1} \mathbf{P}_{ts} \mu_{tl} \circ \prod_{u=k}^{s-1} [(\mathbf{I} - \mathbf{P}_{tk}) \mathbf{1}] \right\}. \tag{40}$$

The repositioning level for the next time period is updated as $\mathbf{y}_{t+1} = \Pi_{\Delta_{n-1}} \left(\mathbf{y}_t - 1/(H\sqrt{t}) \sum_{k=1}^H \mu_{tk} \right)$, where $1/(H\sqrt{t})$ is the step size at period t .

THEOREM 9. *Under only Assumption I.1, the output of Algorithm I.1 over a horizon of T review periods satisfies*

$$\sum_{t=1}^T \tilde{C}_t(\mathbf{x}_t(\mathbf{S}_{t-1}), \mathbf{S}_t, \{(\mathbf{d}_{tk}, \mathbf{P}_{tk})\}_{k=1}^H) - \min_{\mathbf{S} \in \Delta_{n-1}} \sum_{t=1}^T \tilde{C}_t(\mathbf{x}_t(\mathbf{S}), \mathbf{S}, \{(\mathbf{d}_{tk}, \mathbf{P}_{tk})\}_{k=1}^H) \leq O(n^{2.5} H \sqrt{T}). \tag{41}$$

for any initial inventory level $\mathbf{S}_0 := \mathbf{S}_1 \in \Delta_{n-1}$ and any sequence of demand and origin-to-destination probability matrix $\left\{ \{(\mathbf{d}_{tk}, \mathbf{P}_{tk})\}_{k=1}^H \right\}_{t=1}^T$.

The regret rate of $O(H\sqrt{T})$ holds for any sequence of demand vectors and origin-to-destination matrices, including adversarial cases. The stochastic version of regret for Theorem 9 follows analogously to Corollary 1. We note that the time horizon contains $\tilde{T} = TH$ subperiods and therefore the rate is equivalently $O(\sqrt{H\tilde{T}})$. The price of \sqrt{H} is paid because the decision is only made every H subperiods⁶ and mainly comes from the Lipschitz constant bound on the cumulative costs, similar to previously shown in Lemma 1. Theoretically speaking, the Lipschitz bound could be conservative since randomness in returns and the

influence of demand parameters means that differences in $\mathbf{y}_t = \mathbf{x}_{t1}$ may not necessarily propagate to large differences in \mathbf{x}_{tk} for subsequent k 's through equations (36) and (37). Nevertheless, when H is independent of T or grows moderately such as $H = O(\log T)$, our theoretical bound maintains near-optimal regret rate in T . Numerically, we have found the algorithm performs well even when H is large. Notably, the sublinear regret rate is evident over very short time horizons such as $T = 60$, which contrasts with the linear regret of a no-repositioning policy as shown in Figure 4(b).

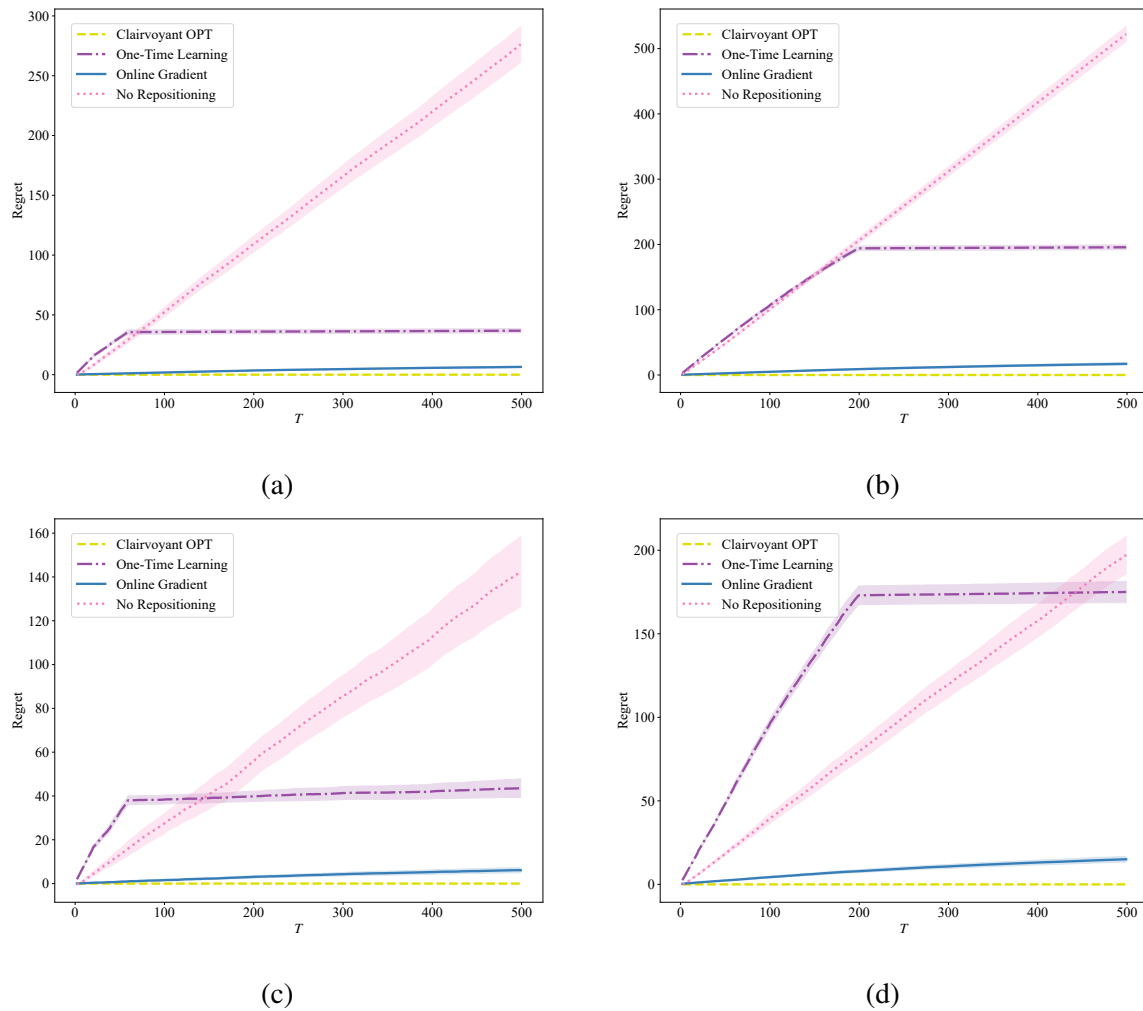
8. Numerical Illustration

In this section, we use numerical experiments to illustrate the effectiveness of our Online Gradient Repositioning (OGR) algorithm. We compare the cumulative costs of OGR against the clairvoyant optimal solution OPT, which is the best base-stock repositioning policy computed using all uncensored demand in hindsight. Aligning with the regret definition in (16), we evaluate the regret as the difference between the cumulative costs by the algorithm and that of the OPT. We use the no-repositioning policy, i.e., inventory levels are only affected by customer trips, as a baseline. Additionally, we also compare with the one-time learning approach that we introduce in Algorithm G.2, which achieves regret of $\tilde{O}(T^{2/3})$ when network independence holds. The dynamic learning approach in Algorithm G.1 relies on the oracle of uncensored demand data and is thus not fair for comparison. We generate our synthetic data and report average performances over multiple runs. The details of the experiment setup are documented in Appendix H.

Figure 5(a) and 5(b) show the performances under network independence for location $n = 3, 10$ respectively. Under this scenario, the one-time learning algorithm has a provable regret bound, as we have shown in Section 7.2. We notice that OGR consistently outperforms the two other approaches, and has a significantly smaller regret. The one-time learning approach has relatively high regret during the exploration period, but it can effectively learn the optimal policy and eventually has much lower regret compared to the linearly increasing regret of the no-repositioning policy. Comparing Figure 5(a) and 5(b), we notice that the regret of our online gradient approach does not increase significantly as the number of locations n increases, which aligns with the fact that our regret bound does not depend exponentially on n .

Figure 5(c) and 5(d) show the performances without network independence for location $n = 3, 10$ respectively. The demands in these problem instances are generated from a truncated multivariate normal distribution, as described in Appendix H. Again, our online gradient-based algorithm consistently has low regret. Note that, without network independence, the constructed data samples in the one-time learning algorithm are not theoretically correct as the construction ignores the correlation. However, as we can see from Figure 5(c) and 5(d), the one-time learning algorithm can still learn the optimal policy approximately. Understandably it cannot reduce the post-exploration single-period regret to almost zero, since we observe there is a slight slope during the exploitation as opposed to the almost flattened line in Figure 5(a) and 5(b). Nevertheless, the one-time learning algorithm can still significantly outperform the linear regret of no-repositioning,

Figure 5 Regret comparison under (top row) and without (bottom row) network independence for $n = 3$ (left) and $n = 10$ (right).



shortly after getting into exploitation. Again, we observe that the performance of OGR does not deteriorate much as the number of locations increases.

It is worth noting that across Figure 5(a)5(b) and Figure 5(c)5(d) that the number of periods required for OGR to achieve low regret is consistently and substantially shorter than those typically needed in standard online learning frameworks, and the regret advantage is well established even within the first 50 periods. We also include Figure H.1 in the appendix to better illustrate the sublinear rates of OGR.

Regret at Period	50	60	70	80	90	100	110	120
One-Time MILP	36.25	55.31	60.56	60.61	60.79	60.97	61.03	61.12
One-Time LP	36.25	55.31	61.95	64.99	67.78	71.07	74.31	77.16

Table 1 Comparison of Regrets Without Cost Structure Assumption (Exploration Period is of Length 60).

We comment on the effectiveness of our MILP reformulation. As is discussed in Section 7.2, the MILP computing time is not a bottleneck for one-time learning since it only needs to be solved once, as long as

it is solvable with given computing resources. To illustrate, we change the problem parameters into a high repositioning cost setting so that the cost structure assumption is violated. We run the one-time learning algorithm with MILP and LP respectively, and the results are shown in Table 1. From the comparison in Table 1, we see that the LP approach might fail drastically when the cost structure assumption does not hold whereas the MILP approach can successfully learn the optimal policy and achieve near-constant regret during the exploitation period. This example highlights the merit of our MILP reformulation for problem instances under general cost structures, which is of broader independent interest.

9. Conclusion

Efficient vehicle repositioning is critical for the successful operations of vehicle sharing services, which are expected to play a key role in sustainable mobility in the future. We approach this problem from the perspective of inventory control, focus on the challenges of spatial mismatch and demand censoring from a data-driven perspective, and establish several fundamental results towards a comprehensive understanding of this problem. From a methodological standpoint, our work advances the understanding of learning with censored data in multiple dimensions, offering insights that extend beyond vehicle sharing. For practitioners, our analysis underscores the challenge of matching supply and demand in networks, particularly under supply constraints. These findings suggest that advanced data analytics are essential to reducing operational costs and enhancing system efficiency in vehicle sharing.

Building on the modeling and analysis framework in this work, there is significant potential for further exploration of data-driven decision-making methodologies in network systems. Such efforts could substantially contribute to the ongoing development of the sharing economy, and we hope our work opens avenues for further theoretical advancements and practical insights that address complex business and societal challenges in such contexts.

Notes

¹The minimum cost flow problem is always feasible because the number of flow balance constraints (4) is no larger than the number of variables ($n \leq n^2$), and the non-negativity constraints (5) can always be satisfied by adding a large constant to each $\xi_{t,ij}$ without violating any of the n flow balance constraints in (4). We also note that the integer constraint is not necessary even in practice because the constraint matrix is totally unimodular.

²This is because $(\mathbf{S} - \mathbf{d}_s)^+ = \mathbf{S} - \min(\mathbf{S}, \mathbf{d}_s)$.

³Benjaafar et al. (2022) consider a model where the rental period can be equal to a review period or a multiple of several review periods. In particular, the review period is only 1-hour in Benjaafar et al. (2022), which is not the natural stationary demand cycle such as daily or weekly review period in our setting. We provide exploratory data analysis on rental periods using Car2Go data in Appendix H.

⁴We retain the terminology “review” period to be consistent with previous modeling, but it should be understood that reviews also occur at the end of each subperiod, as we can observe $(\mathbf{x}_{tk}, \gamma_{tk})$, while repositioning only occurs at the end of each period t .

⁵Alternatively, one might consider the case where the unreturned units at the end of each review period maintain constant percentages due to the stationarity across review periods, say of percentage $\rho > 0$. In this case, the base-stock repositioning policy would still be well-defined, but would lie in $\Delta_{n-1}(1 - \rho)$ instead of $\Delta_{n-1}(1)$.

⁶We note that the scenario is different from the batched bandit literature in machine learning, as here not the observations but the decisions are only feasible every H subperiods.

References

- Abouee-Mehrzi H, Berman O, Sharma S (2015) Optimal joint replenishment and transshipment policies in a multi-period inventory system with lost sales. *Operations Research* 63(2):342–350.
- Agrawal S, Jia R (2022) Learning in structured MDPs with convex cost functions: Improved regret bounds for inventory management. *Operations Research* .
- Akturk D (2022) Managing inventory in a network: Performance bounds for simple policies. *Operations Research Letters* 50(3):315–321.
- Akturk D, Candogan O, Gupta V (2024) Managing resources for shared micromobility: Approximate optimality in large-scale systems. *Management Science* .
- Banerjee S, Freund D, Lykouris T (2022) Pricing and optimization in shared vehicle systems: An approximation framework. *Operations Research* 70(3):1783–1805.
- Bekci RY, Gümüş M, Miao S (2023) Inventory control and learning for one-warehouse multistore system with censored demand. *Operations Research* 71(6):2092–2110.
- Benjaafar S, Gao X, Shen X, Zhang H (2023) Online learning for pricing in on-demand vehicle sharing networks. Available at SSRN 4344364 .
- Benjaafar S, Jiang D, Li X, Li X (2022) Dynamic inventory repositioning in on-demand rental networks. *Management Science* 68(11):7861–7878.
- Benjaafar S, Shen X (2023) Pricing in on-demand and one-way vehicle-sharing networks. *Operations Research* 71(5):1596–1609.
- Besbes O, Muharremoglu A (2013) On implications of demand censoring in the newsvendor problem. *Management Science* 59(6):1407–1424.
- Bu J, Gong X, Chao X (2022) Asymptotic optimality of base-stock policies for perishable inventory systems. *Management Science* .
- Chen B, Jiang J, Zhang J, Zhou Z (2024a) Learning to order for inventory systems with lost sales and uncertain supplies. *Management Science* .
- Chen X, He N, Hu Y, Ye Z (2024b) Efficient algorithms for a class of stochastic hidden convex optimization and its applications in network revenue management. *Operations Research* .
- Chen X, Jasin S, Shi C (2022) *The Elements of Joint Learning and Optimization in Operations Management* (Springer).
- Chen X, Lyu J, Yuan S, Zhou Y (2023) Learning in lost-sales inventory systems with stochastic lead times and random supplies. Available at SSRN 4671416 .
- Dani V, Hayes TP, Kakade SM (2008) Stochastic linear optimization under bandit feedback. *Proceedings of 21st Conferences on Learning Theory*.

- DeValve L, Myles J (2022) Base-stock policies are close to optimal for newsvendor networks. *Available at SSRN 4187297* .
- Elmachtoub AN, Kim H (2024) Fair fares for vehicle sharing systems. *Available at SSRN* .
- Feinberg EA, Kasyanov PO, Zadoianchuk NV (2012) Average cost markov decision processes with weakly continuous transition probabilities. *Mathematics of Operations Research* 37(4):591–607.
- Goldberg DA, Reiman MI, Wang Q (2021) A survey of recent progress in the asymptotic analysis of inventory systems. *Production and Operations Management* 30(6):1718–1750.
- Gong XY, Simchi-Levi D (2023) Bandits atop reinforcement learning: Tackling online inventory models with cyclic demands. *Management Science* .
- Hazan E (2022) *Introduction to Online Convex Optimization, Second Edition*. Adaptive Computation and Machine Learning series (The MIT Press), ISBN 9780262046985.
- He L, Hu Z, Zhang M (2020) Robust repositioning for vehicle sharing. *Manufacturing & Service Operations Management* 22(2):241–256.
- Hosseini M, Milner J, Romero G (2024) Dynamic relocations in car-sharing networks. *Operations Research* .
- Hu X, Duenyas I, Kapuscinski R (2008) Optimal joint inventory and transshipment control under uncertain capacity. *Operations Research* 56(4):881–897.
- Huchette J, Vielma JP (2022) Nonconvex piecewise linear functions: Advanced formulations and simple modeling tools. *Operations Research* .
- Huh WT, Janakiraman G, Muckstadt JA, Rusmevichientong P (2009a) An adaptive algorithm for finding the optimal base-stock policy in lost sales inventory systems with censored demand. *Mathematics of Operations Research* 34(2):397–416.
- Huh WT, Janakiraman G, Muckstadt JA, Rusmevichientong P (2009b) Asymptotic optimality of order-up-to policies in lost sales inventory systems. *Management Science* 55(3):404–420.
- Huh WT, Rusmevichientong P (2009) A nonparametric asymptotic analysis of inventory planning with censored demand. *Mathematics of Operations Research* 34(1):103–123.
- International Energy Agency (2023) World energy outlook 2023. <https://www.iea.org/reports/world-energy-outlook-2023>, accessed: August 2024.
- Jia H, Shi C, Shen S (2024) Online learning and pricing for service systems with reusable resources. *Operations Research* 72(3):1203–1241.
- Jochem P, Frankenhauser D, Ewald L, Ensslen A, Fromm H (2020) Does free-floating carsharing reduce private vehicle ownership? the case of share now in European cities. *Transportation Research Part A: Policy and Practice* 141:373–395.
- Kabra A, Belavina E, Girotra K (2020) Bike-share systems: Accessibility and availability. *Management Science* 66(9):3803–3824.

- Kim J, Rasouli S, Timmermans H (2017) Satisfaction and uncertainty in car-sharing decisions: An integration of hybrid choice and random regret-based models. *Transportation Research Part A: Policy and Practice* 95:13–33.
- Kleinberg R, Slivkins A, Upfal E (2008) Multi-armed bandits in metric spaces. *Proceedings of the fortieth annual ACM symposium on Theory of computing*, 681–690.
- Krishnan V, Iglesias R, Martin S, Wang S, Pattabhiraman V, Van Ryzin G (2022) Solving the ride-sharing productivity paradox: Priority dispatch and optimal priority sets. *INFORMS Journal on Applied Analytics* 52(5):433–445.
- Li Z, Tao F (2010) On determining optimal fleet size and vehicle transfer policy for a car rental company. *Computers & operations research* 37(2):341–350.
- Lu M, Chen Z, Shen S (2018) Optimizing the profitability and quality of service in carshare systems under demand uncertainty. *Manufacturing & Service Operations Management* 20(2):162–180.
- Lyu C, Zhang H, Xin L (2024a) Ucb-type learning algorithms with kaplan–meier estimator for lost-sales inventory models with lead times. *Operations Research* .
- Lyu J, Xie J, Yuan S, Zhou Y (2024b) A minibatch stochastic gradient descent-based learning metapolicy for inventory systems with myopic optimal policy. *Management Science* .
- Martin E, Pan A, Shaheen S (2020) An evaluation of free-floating carsharing in Oakland, California. *Institute of Transportation Studies at UC Berkeley* .
- Maurer A (2016) A vector-contraction inequality for rademacher complexities. *Algorithmic Learning Theory: 27th International Conference, ALT 2016, Bari, Italy, October 19–21, 2016, Proceedings 27*, 3–17 (Springer).
- Miao S, Wang Y, Zhao R (2023) Dynamic learning policy for multi-warehouse multi-store systems with censored demands. *Available at SSRN* .
- Qin Z, Tang X, Jiao Y, Zhang F, Xu Z, Zhu H, Ye J (2020) Ride-hailing order dispatching at didi via reinforcement learning. *INFORMS Journal on Applied Analytics* 50(5):272–286.
- Schäl M (1993) Average optimality in dynamic programming with general state space. *Mathematics of Operations Research* 18(1):163–172.
- Schiffer M, Hiermann G, Rüdell F, Walther G (2021) A polynomial-time algorithm for user-based relocation in free-floating car sharing systems. *Transportation Research Part B: Methodological* 143:65–85.
- Shaheen S, Cohen A (2020) Mobility on demand (mod) and mobility as a service (maas): Early understanding of shared mobility impacts and public transit partnerships. *Demand for emerging transportation systems*, 37–59 (Elsevier).
- Ströhle P, Flath CM, Gärtner J (2019) Leveraging customer flexibility for car-sharing fleet optimization. *Transportation Science* 53(1):42–61.
- Wei L, Jasin S, Xin L (2021) On a deterministic approximation of inventory systems with sequential service-level constraints. *Operations Research* 69(4):1057–1076.

- Weidinger F, Albiński S, Boysen N (2023) Matching supply and demand for free-floating car sharing: On the value of optimization. *European Journal of Operational Research* 308(3):1380–1395.
- Yahoo Finance (2024) Gig car share to permanently end its operations in the bay area. URL <https://finance.yahoo.com/news/gig-car-share-permanently-end-224909897.html>, accessed: August 2024.
- Yang J, Hu L, Jiang Y (2022) An overnight relocation problem for one-way carsharing systems considering employment planning, return restrictions, and ride sharing of temporary workers. *Transportation Research Part E: Logistics and Transportation Review* 168:102950.
- Yuan H, Luo Q, Shi C (2021) Marrying stochastic gradient descent with bandits: Learning algorithms for inventory systems with fixed costs. *Management Science* .
- Zhang H, Chao X, Shi C (2020) Closing the gap: A learning algorithm for lost-sales inventory systems with lead times. *Management Science* 66(5):1962–1980.
- Agrawal S, Jia R (2022) Learning in structured MDPs with convex cost functions: Improved regret bounds for inventory management. *Operations Research* .
- Akturk D, Candogan O, Gupta V (2024) Managing resources for shared micromobility: Approximate optimality in large-scale systems. *Management Science* .
- Bai X, Chen X, Stolyar AL (2022) Average cost optimality in partially observable lost-sales inventory systems. *Operations Research* .
- Benjaafar S, Jiang D, Li X, Li X (2022) Dynamic inventory repositioning in on-demand rental networks. *Management Science* 68(11):7861–7878.
- Dani V, Hayes TP, Kakade SM (2008) Stochastic linear optimization under bandit feedback. *Proceedings of 21st Conferences on Learning Theory*.
- Feinberg EA (2016) Optimality conditions for inventory control. *Optimization Challenges in Complex, Networked and Risky Systems*, 14–45 (INFORMS).
- Feinberg EA, Kasyanov PO, Zadoianchuk NV (2012) Average cost markov decision processes with weakly continuous transition probabilities. *Mathematics of Operations Research* 37(4):591–607.
- Freund D, Norouzi-Fard A, Paul A, Wang C, Henderson SG, Shmoys DB (2020) Data-driven rebalancing methods for bike-share systems. *Analytics for the Sharing Economy: Mathematics, Engineering and Business Perspectives*, 255–278 (Springer).
- Hazan E (2022) *Introduction to Online Convex Optimization, Second Edition*. Adaptive Computation and Machine Learning series (The MIT Press), ISBN 9780262046985.
- He L, Hu Z, Zhang M (2020) Robust repositioning for vehicle sharing. *Manufacturing & Service Operations Management* 22(2):241–256.
- Luenberger DG, Ye Y (1984) *Linear and nonlinear programming*, volume 2 (Springer).

-
- Maurer A (2016) A vector-contraction inequality for rademacher complexities. *Algorithmic Learning Theory: 27th International Conference, ALT 2016, Bari, Italy, October 19-21, 2016, Proceedings 27*, 3–17 (Springer).
- Mohri M, Rostamizadeh A, Talwalkar A (2018) *Foundations of machine learning* (MIT press).
- Puterman ML (2014) *Markov decision processes: discrete stochastic dynamic programming* (John Wiley & Sons).
- Schäl M (1993) Average optimality in dynamic programming with general state space. *Mathematics of Operations Research* 18(1):163–172.
- Wainwright MJ (2019) *High-dimensional statistics: A non-asymptotic viewpoint*, volume 48 (Cambridge University Press).
- Yang Y, Yu Y, Wang Q, Liu J (2021) Fleet repositioning for vehicle sharing systems: Asymptotic optimality of the balanced myopic policy. Available at SSRN 3763049 .

Supplemental Materials for “Learning While Repositioning in On-Demand Vehicle Sharing Networks”

Appendix A Proofs of Optimal Policy

A.1 Proof of Theorem 1

For the existence of optimal stationary policies in a general Markov decision process with infinite state space, a few sufficient conditions have been proposed in the literature (Schäl 1993, Feinberg et al. 2012), and see also the comprehensive review paper by Feinberg (2016). For notational simplicity, we define the one-step expected cost function as $c(\mathbf{x}, \mathbf{y}) := \mathbb{E}_{\mathbf{d}, \mathbf{P}}[C(\mathbf{x}, \mathbf{y}, \mathbf{d}, \mathbf{P})]$.

Proof of Theorem 1. The proof is based on the results in Schäl (1993, Proposition 1.3) and Feinberg et al. (2012, Theorem 1) that state that conditions W(i)(ii) and B(i)(ii) are sufficient. We will provide the verification of the condition W*(i) (ii) and condition B(i) below since the Condition B(ii) is verified in Proposition 1.

Conditions W*(i) and W*(ii) are straightforward to verify. Condition W*(i) holds because the state transition function (1) is continuous (Feinberg 2016, Lemma 3.1). Condition W*(ii) is a slightly stronger version of the \mathbb{K} -inf-compact condition in Feinberg (2016, Assumption W*(ii)). A function is called inf-compact if all of its level sets are compact, namely $\{(\mathbf{x}, \mathbf{y}) \mid c(\mathbf{x}, \mathbf{y}) \leq a\}$ is compact for all $a \in \mathbb{R}$. Next, we argue that this stronger \mathbb{K} -inf compact property in Condition W*(ii) clearly holds in our vehicle repositioning problem. Because the cost function $c(\mathbf{x}, \mathbf{y})$ is continuous with respect to (\mathbf{x}, \mathbf{y}) , the level set, which is the preimage of a closed set $(-\infty, a]$, is also closed for any $a \in \mathbb{R}$. Since the closed level set also belongs to the bounded set $\Delta_{n-1} \times \Delta_{n-1}$, the level set is both bounded and closed, and thus compact.

Condition B(i) holds naturally due to the boundedness of demand in Assumption 1. However, verifying Condition B(ii) is not trivial in general, see a summary in Feinberg et al. (2012) and also the analysis of similar results in recent inventory control literature (Bai et al. 2022). We summarize the validity of Condition B(ii) into the following Proposition 1. □

A.2 Proof of Proposition 1

We note that a similar boundedness condition is mentioned in Yang et al. (2021) under their ex ante framework but not rigorously proved, and we expect our proof idea is applicable to Yang et al. (2021) as well.

Proof of Proposition 1. For any $\rho \in (0, 1)$, and let \mathbf{x}_ρ be a state such that $v_\rho^*(\mathbf{x}_\rho) = m_\rho := \inf_{\mathbf{x} \in \Delta_{n-1}} v_\rho^*(\mathbf{x})$. Such \mathbf{x}_ρ always exists because the state space Δ_{n-1} is compact, and the value function $v_\rho^*(\mathbf{x})$ is continuous. Let π_ρ be a stationary optimal policy under the ρ -discounted setting, then by definition $v_\rho^*(\mathbf{x}_\rho) = v_\rho^{\pi_\rho}(\mathbf{x}_\rho) = m_\rho$.

Suppose the initial state is \mathbf{x} . We define a new policy σ as follows. For the first time period, σ repositions to the level that policy π_ρ would reposition to at state \mathbf{x}_ρ . After the first period, policy σ behaves exactly

like π_ρ . Comparing $v_\rho^\sigma(\mathbf{x})$ and $v_\rho^*(\mathbf{x}_\rho)$, we can see that they only differ in the costs of the first time period. Therefore,

$$v_\rho^\sigma(\mathbf{x}) \leq \max_{i,j} c_{ij}n + nU \max_{i,j} l_{i,j} + v_\rho^*(\mathbf{x}_\rho) = \max_{i,j} c_{ij}n + nU \max_{i,j} l_{i,j} + m_\rho, \quad (\text{A.1})$$

where the first inequality is because the amount of inventory moved from each location is at most the total inventory 1 and thus the repositioning cost is bounded by $\max_{i,j} c_{ij}n$, and the lost sales cost is bounded by $\max_{i,j} l_{i,j}nU$ because the amount of demand leaving every location is bounded by U according to Assumption 1. This bound is very loose, but it suffices for the purpose of proving boundedness. We show a stricter bound on the repositioning cost when proving Lemma F.4. On the other hand, by the optimality of $v_\rho^*(\mathbf{x})$, we have $v_\rho^*(\mathbf{x}) \leq v_\rho^\sigma(\mathbf{x})$ and plugging this back into (A.1), we have $v_\rho^*(\mathbf{x}) \leq \max_{i,j} c_{ij}n + nU \max_{i,j} l_{i,j} + m_\rho$. Therefore we have shown that $r_\rho(\mathbf{x}) = v_\rho^*(\mathbf{x}) - m_\rho < +\infty$. \square

A.3 Note on the “No-Repositioning” Set

After establishing the existence of stationary optimal policies, we show that the favorable “no-repositioning” property of the discounted setting is unfortunately ineffective in the average cost setting. In the discounted setting, Benjaafar et al. (2022) define the “no-repositioning” set $\Omega_\rho \subseteq \Delta_{n-1}$ as follows,

$$\Omega_\rho := \{\mathbf{x} \in \Delta_{n-1} : u_\rho^*(\mathbf{x}) \leq M(\mathbf{y} - \mathbf{x}) + u_\rho^*(\mathbf{y}), \forall \mathbf{y} \in \Delta_{n-1}\}, \quad (\text{A.2})$$

where the auxiliary function $u_\rho^*(\mathbf{y})$ is defined as $u_\rho^*(\mathbf{y}) := \mathbb{E}[L(\mathbf{y}, \mathbf{d}, \mathbf{P})] + \rho \int v_\rho^*(\mathbf{x}') d\text{Pr}(\mathbf{x}' | \mathbf{x}, \mathbf{y})$. Benjaafar et al. (2022) show that it is optimal to do nothing when the current state \mathbf{x} is inside Ω_ρ , and it is optimal to reposition to the boundary of no-repositioning set Ω_ρ when the current state \mathbf{x}_t is outside Ω_ρ . Under the notation of $u_\rho^*(\mathbf{x})$, the optimality condition (10) becomes

$$v_\rho^*(\mathbf{x}) = \min_{\mathbf{y} \in \Delta_{n-1}} \left\{ c(\mathbf{x}, \mathbf{y}) + \rho \int v_\rho^*(\mathbf{x}') d\text{Pr}(\mathbf{x}' | \mathbf{x}, \mathbf{y}) \right\} = \min_{\mathbf{y} \in \Delta_{n-1}} \{M(\mathbf{y} - \mathbf{x}) + u_\rho^*(\mathbf{y})\}. \quad (\text{A.3})$$

Equation (A.3) is fundamental because it captures the relationship of two long-run discounted costs, $v_\rho^*(\mathbf{x})$ and $u_\rho^*(\mathbf{y})$. The auxiliary function $u_\rho^*(\mathbf{y})$ can be viewed as the counterpart of the value function $v_\rho^*(\mathbf{x})$ with respect to the inventory level \mathbf{y} after repositioning instead of the inventory level \mathbf{x} before repositioning. Benjaafar et al. (2022) prove that u_ρ^* is convex and continuous in \mathbf{y} , and based on these two key properties of u_ρ^* they derive that Ω_ρ is nonempty, connected and compact.

In contrast to the discounted cost setting, the long-run average cost is the same for all states, i.e., $\lim_{\rho \rightarrow 1} (1 - \rho)v_\rho(\mathbf{x}) = \lambda^*$ for all $\mathbf{x} \in \Delta_{n-1}$ as we show in Theorem 1. Therefore, it also holds that $\lim_{\rho \rightarrow 1} (1 - \rho)u_\rho(\mathbf{x}) = \lambda^*$ for all $\mathbf{x} \in \Delta_{n-1}$. As a result, the “no-repositioning” set Ω_ρ defined in (A.2) is degenerated to the whole state space Δ_{n-1} in the average cost setting.

Nevertheless, one can view our base-stock repositioning policy as a very special “no-repositioning” policy where the “no-repositioning” set is reduced to one single point. Despite the differences between the discounted cost setting and the average cost setting, this view supports and motivates our focus on the base-stock policy.

Appendix B Proofs of Asymptotic Optimality

B.1 On the Role of Base-Stock Policy

The base-stock policy is uniquely positioned as a simplistic benchmark from theoretical perspectives. The best base-stock policy is essentially the best state-independent policy. Because of the complex nature of our vehicle sharing problem, state-dependent policies are less tractable and more challenging to implement effectively. We summarize a few key observations of the base-stock policy here to highlight its importance.

1. The optimal policy is known to have a “no-repositioning” feature in the discounted cost setting (see discussion in A.3), i.e., it is optimal not to reposition when the inventory level is within the no-repositioning set and it is optimal to reposition to the boundary of the “no-repositioning” set when the inventory is outside the no-repositioning set. Interestingly, one can view our base-stock repositioning policy as a very special “no-repositioning” policy where the “no-repositioning” set is reduced to one single point.
2. Our Online Gradient Repositioning algorithm (Algorithm 1) in Section 5 builds on the analysis of online gradient descent, and we have shown the $O(\sqrt{T})$ regret bound for i.i.d. data and, perhaps surprisingly, also *adversarial data* in the rate bound in Theorem 4 of Section 5.4. Intuitively, the $O(\sqrt{T})$ bound holds for adversarial data, partially because the base-stock policy corresponds to the common benchmark used in online learning with adversarial data, i.e., the best fixed policy, conditioning on addressing the twisted dependency using the analysis we have in Section 5.2. Such coincidence offers a fresh perspective on the value of analyzing the base-stock policy.
3. There has been rich literature on base-stock policies in inventory control and we have also noted that there are a few recent analogous asymptotic optimality results in vehicle sharing, as discussed extensively in Section 1.2.

B.2 Proof of Theorem 2

Proof of Theorem 2. We consider the best base-stock repositioning policy \mathbf{S}^* , which is defined by

$$\mathbf{S}^* \in \arg \min_{\mathbf{S} \in \Delta_{n-1}} \limsup_{T \rightarrow \infty} \frac{1}{T} \sum_{t=1}^T \mathbb{E}^{\pi^{\mathbf{S}}} [C_t].$$

Observing that under the base-stock repositioning policy, the costs across time periods are all independent and identically distributed except the first period. Therefore, we can equivalently characterize the optimal base-stock level \mathbf{S}^* as follows,

$$\begin{aligned} \mathbf{S}^* \in \arg \min_{\mathbf{S}} \quad & \mathbb{E} [M(\mathbf{S} - \mathbf{x}_0^{\mathbf{S}}) + L(\mathbf{S}, \mathbf{d}, \mathbf{P})], \\ \text{s.t.} \quad & \mathbf{x}_0^{\mathbf{S}} = (\mathbf{S} - \mathbf{d}_0)^+ + \mathbf{P}_0^\top \min\{\mathbf{S}, \mathbf{d}_0\}, \end{aligned} \tag{B.1}$$

where $(\mathbf{d}_0, \mathbf{P}_0)$ and (\mathbf{d}, \mathbf{P}) independently follow distribution μ .

Let π^* denote a stationary optimal policy, then

$$\begin{aligned} \frac{1}{T} \sum_{t=2}^{T+1} \mathbb{E}^{\pi^*} [C_t] &= \frac{1}{T} \sum_{t=2}^{T+1} \mathbb{E}^{\pi^*} [M(\pi^*(\mathbf{x}_t) - \mathbf{x}_t) + L(\pi^*(\mathbf{x}_t), \mathbf{d}_t, \mathbf{P}_t)] \\ &\geq \frac{1}{T} \sum_{t=2}^{T+1} \min_{\mathbf{S}} \mathbb{E} [M(\mathbf{S} - \mathbf{x}_t) + L(\mathbf{S}, \mathbf{d}_t, \mathbf{P}_t)], \end{aligned} \quad (\text{B.2})$$

where $\{\mathbf{x}_t\}_{t \geq 2}$ is the sequence of inventory levels generated under the policy π^* .

We define $\Gamma := \sum_{i,j} l_{ij} / \sum_{i,j} c_{ij}$, then for all $\mathbf{y}, \mathbf{z}, \mathbf{z}' \in \Delta_{n-1}$

$$\mathbb{E}[L(\mathbf{y}, \mathbf{d}_t, \mathbf{P}_t)] \geq \alpha_0 \sum_{i,j} l_{ij} = \alpha_0 \Gamma \sum_{i,j} c_{ij} \geq \alpha_0 \Gamma \mathbb{E}[M(\mathbf{z}' - \mathbf{z})] \geq 0,$$

where the last inequality follows directly from the definition of repositioning cost in (3) and the fact that the decision variables ξ_{ij} are bounded in $[0, 1]$. Combing with (B.2), we have

$$\begin{aligned} \frac{1}{T} \sum_{t=2}^{T+1} \mathbb{E}^{\pi^*} [C_t] &\geq \frac{1}{T} \sum_{t=2}^{T+1} \min_{\mathbf{S}} \mathbb{E} [M(\mathbf{S} - \mathbf{x}_0^{\mathbf{S}}) + (1 - \alpha_0^{-1} \Gamma^{-1}) L(\mathbf{S}, \mathbf{d}, \mathbf{P})] \\ &\geq (1 - \alpha_0^{-1} \Gamma^{-1}) \frac{1}{T} \sum_{t=2}^{T+1} \min_{\mathbf{S}} \mathbb{E} [M(\mathbf{S} - \mathbf{x}_0^{\mathbf{S}}) + L(\mathbf{S}, \mathbf{d}, \mathbf{P})] \end{aligned} \quad (\text{B.3})$$

where we used the fact that $\mathbb{E}M(\mathbf{S} - \mathbf{x}_t) \geq 0$ and $\mathbb{E}M(\mathbf{S} - \mathbf{x}_0^{\mathbf{S}}) \leq \alpha_0^{-1} \Gamma^{-1} \mathbb{E}[L(\mathbf{S}, \mathbf{d}, \mathbf{P})]$.

Furthermore, due to the optimality of \mathbf{S}^* that is characterized in (B.1),

$$(1 - \alpha_0^{-1} \Gamma^{-1}) \frac{1}{T} \sum_{t=2}^{T+1} \min_{\mathbf{S}} \mathbb{E} [M(\mathbf{S} - \mathbf{x}_0^{\mathbf{S}}) + L(\mathbf{S}, \mathbf{d}, \mathbf{P})] = (1 - \alpha_0^{-1} \Gamma^{-1}) \frac{1}{T} \sum_{t=2}^{T+1} \mathbb{E}^{\pi^{\mathbf{S}^*}} [C_t],$$

and it follows from (B.3) that

$$\frac{1}{T} \sum_{t=2}^{T+1} \mathbb{E}^{\pi^*} [C_t] \geq (1 - \alpha_0^{-1} \Gamma^{-1}) \frac{1}{T} \sum_{t=2}^{T+1} \mathbb{E}^{\pi^{\mathbf{S}^*}} [C_t].$$

Letting $T \rightarrow \infty$, we have

$$1 \leq \limsup_{T \rightarrow \infty} \frac{\sum_{t=1}^T \mathbb{E}^{\pi^{\mathbf{S}^*}} [C_t | \mathbf{x}_1]}{T \lambda^*} \leq \frac{1}{1 - \alpha_0^{-1} \Gamma^{-1}},$$

where the left inequality is clear due to the optimality of λ^* . When $l_{ij}/c_{ij} \rightarrow \infty$ and thus $\Gamma \rightarrow \infty$, the right hand side $1/(1 - \alpha_0^{-1} \Gamma^{-1})$ goes to 1. Therefore, we have shown the asymptotic optimality of the best base-stock repositioning policy. \square

B.3 Proof of Theorem 3

Proof of Theorem 3. We first examine the probability distribution of each location, $d_{t,i}$. Because demand is assumed to be independent and identically distributed across locations in this theorem, we have

$$\mathbb{E}[d_{t,i}] = \frac{1}{n} \mathbb{E}[D_t] = \frac{1}{n}, \quad \text{Var}(d_{t,i}) = \frac{1}{n} \text{Var}(D_t) = \frac{\sigma^2}{n}.$$

We use $\delta := \frac{\sigma}{\sqrt{n}}$ to denote the variance of $d_{t,i}$. Based on the assumption, we have that

$$\Pr\left(d_{t,i} \geq \frac{1}{n} + \delta\right) \geq p_0 > 0. \quad (\text{B.4})$$

For any $\mathbf{y} \in \Delta_{n-1}$, the expected lost sales cost has the following bound,

$$\mathbb{E}[L(\mathbf{y}, \mathbf{d}_t, \mathbf{P}_t)] = \sum_{i=1}^n \sum_{j=1}^n l_{ij} \cdot P_{t,ij} \mathbb{E}[(d_{t,i} - y_i)^+] \quad (\text{B.5})$$

$$\geq \sum_{i=1}^n \sum_{j=1}^n l_0 P_{t,ij} \cdot \left(\frac{1}{n} + \delta - y_i\right) \cdot \Pr\left(d_{t,i} \geq \frac{1}{n} + \delta\right) \quad (\text{B.6})$$

$$\geq l_0 \sum_{i=1}^n \sum_{j=1}^n P_{t,ij} \left(\frac{1}{n} + \delta - y_i\right) p_0 \quad (\text{B.7})$$

$$= l_0 \sum_{i=1}^n \left(\frac{1}{n} + \delta - y_i\right) p_0 \quad (\text{B.8})$$

$$= l_0 n \delta p_0. \quad (\text{B.9})$$

In (B.6), $l_0 := \min_{i,j} l_{ij}$ is the smallest unit lost sales cost; in (B.7) we invoke the inequality in (B.4); in (B.8) we use the fact that the sum of probability $\sum_{j=1}^n P_{t,ij}$ is 1; in (B.9) we use the fact that $\mathbf{y} \in \Delta_{n-1}$ and $\sum_i y_i = 1$.

For any $\mathbf{y}, \mathbf{z} \in \Delta_{n-1}$, the repositioning cost

$$M(\mathbf{y} - \mathbf{z}) \leq M(\mathbf{y} - \mathbf{1}_1) + M(\mathbf{1}_1 - \mathbf{z}) \leq 2c_M, \quad (\text{B.10})$$

where we use the sub-additivity of the repositioning cost function, $\mathbf{1}_1$ denotes the inventory level that sets all inventory of size 1 at location 1, and $c_M := \max_{i,j} c_{ij}$ is the largest unit repositioning cost.

Similarly to the proof of Theorem 2, we use the following observation on the best base-stock repositioning policy \mathbf{S}^* . Under the base-stock repositioning policy, the costs across time periods are all independent and identically distributed except the first period. Therefore, we can equivalently characterize the optimal base-stock level \mathbf{S}^* as follows,

$$\begin{aligned} \mathbf{S}^* \in \arg \min_{\mathbf{S}} \quad & \mathbb{E} [M(\mathbf{S} - \mathbf{x}_0^S) + L(\mathbf{S}, \mathbf{d}, \mathbf{P})], \\ \text{s.t.} \quad & \mathbf{x}_0^S = (\mathbf{S} - \mathbf{d}_0)^+ + \mathbf{P}_0^\top \min\{\mathbf{S}, \mathbf{d}_0\}, \end{aligned} \quad (\text{B.11})$$

where $(\mathbf{d}_0, \mathbf{P}_0)$ and (\mathbf{d}, \mathbf{P}) independently follow distribution $\boldsymbol{\mu}$.

Therefore, for any stationary optimal policy π^* , we have

$$\sum_{t=1}^T \mathbb{E}^{\pi^*} [L(\mathbf{y}_t, \mathbf{d}_t, \mathbf{P}_t) + M(\mathbf{y}_t - \mathbf{x}_t)] \geq \sum_{t=1}^T \min_{\mathbf{S}} \mathbb{E} [L(\mathbf{S}, \mathbf{d}_t, \mathbf{P}_t) + M(\mathbf{S} - \mathbf{x}_t)] \quad (\text{B.12})$$

$$\geq \sum_{t=1}^T \min_{\mathbf{S}} \mathbb{E} \left[\left(1 - \frac{2c_M}{l_0 n \delta p_0}\right) L(\mathbf{S}, \mathbf{d}_t, \mathbf{P}_t) + M(\mathbf{S} - \mathbf{x}_0^S) \right] \quad (\text{B.13})$$

where in (B.12) $\{\mathbf{x}_t\}_{t \geq 2}$ is the sequence of inventory levels generated under the policy π^* , and in (B.13) $\mathbf{x}_0^S = (\mathbf{S} - \mathbf{d}_0)^+ + \mathbf{P}_0^\top \min\{\mathbf{S}, \mathbf{d}_0\}$ is defined as in (B.11). In (B.13), we also use the two inequalities in (B.9) and (B.10) to obtain that

$$\frac{2c_M}{l_0 n \delta p_0} \mathbb{E}[L(\mathbf{S}, \mathbf{d}_t, \mathbf{P}_t)] \geq M(\mathbf{S} - \mathbf{x}_0^S)$$

as well as the fact that $M(\mathbf{S} - \mathbf{x}_t) \geq 0$.

Furthermore, for any \mathbf{S} ,

$$M(\mathbf{S} - \mathbf{x}_0^S) + \left(1 - \frac{2c_M}{l_0 n \delta p_0}\right) L(\mathbf{S}, \mathbf{d}, \mathbf{P}) \geq \left(1 - 18 \frac{c_M}{l_0 n \delta}\right) \mathbb{E}^{\pi^S}[C_t],$$

and therefore

$$\limsup_{T \rightarrow \infty} \frac{1}{T} \sum_{t=1}^T \mathbb{E}^{\pi^*}[C_t | \mathbf{x}_1] \geq \left(1 - \frac{2c_M}{l_0 n \delta p_0}\right) \limsup_{T \rightarrow \infty} \frac{1}{T} \sum_{t=1}^T \mathbb{E}^{\pi^{S^*}}[C_t | \mathbf{x}_1]. \quad (\text{B.14})$$

When the number of locations n goes to infinity, $\frac{2c_M}{l_0 n \delta p_0} = \frac{2c_M}{l_0 \sqrt{n} \sigma p_0}$ approaches to 0 and thus the right-hand side of (B.14) approaches $\sum_{t=1}^T \mathbb{E}^{\pi^{S^*}}[C_t | \mathbf{x}_1]$. Therefore, we have shown the asymptotic optimality of the best base-stock repositioning policy. \square

Appendix C Proofs of MILP and LP Reformulation

C.1 Proof of Proposition 2

Proof of Proposition 2. For ease of exposition, we first assume $d_{1,i} \leq \dots \leq d_{t,i}$ for all $i = 1, \dots, n$. We will later address the sorting of $d_{t,i}$ by incorporating permutation matrices in the reformulation.

We claim that the offline problem (18) can be represented by the following mixed integer linear programming problem.

$$\min \sum_{s=1}^t \sum_{i=1}^n \sum_{j=1}^n c_{ij} \xi_{s,ij} - \sum_{s=1}^t \sum_{i=1}^n \sum_{j=1}^n l_{ij} P_{s,ij} m_{s,i} + \sum_{s=1}^t \sum_{i=1}^n \sum_{j=1}^n l_{ij} P_{s,ij} d_{s,i} \quad (\text{C.1})$$

$$\text{subject to } \sum_{i=1}^n \xi_{s,ij} - \sum_{k=1}^n \xi_{s,jk} = m_{s,j} - \sum_{i=1}^n P_{s,ij} m_{s,i}, \text{ for all } j = 1, \dots, n \text{ and } s = 1, \dots, t, \quad (\text{C.2})$$

$$\xi_{s,ij} \geq 0, \forall i = 1, \dots, n, \text{ for all } j = 1, \dots, n \text{ and } s = 1, \dots, t, \quad (\text{C.3})$$

$$\sum_{i=1}^n S_i = 1, \quad (\text{C.4})$$

$$\mathbf{S} = \{S_i\}_{i=1}^n \in [0, 1]^n, \quad (\text{C.5})$$

$$\sum_{s=1}^t z_{s+1,i} \cdot d_{s,i} \leq S_i \leq \sum_{s=1}^t z_{s,i} \cdot d_{s,i} + z_{t+1,i}, \text{ for all } i = 1, \dots, n, \quad (\text{C.6})$$

$$-2(1 - z_{s',i}) \leq m_{s,i} - S_i \leq 2(1 - z_{s',i}), \text{ for all } 1 \leq s' \leq s \leq t \text{ and } i = 1, \dots, n \quad (\text{C.7})$$

$$-2(1 - z_{s',i}) \leq m_{s,i} - d_{s,i} \leq 2(1 - z_{s',i}), \text{ for all } 1 \leq s < s' \leq t+1 \text{ and } i = 1, \dots, n \quad (\text{C.8})$$

$$\sum_{s=1}^{t+1} z_{s,i} = 1, \text{ for all } i = 1, \dots, n, \quad (\text{C.9})$$

$$\mathbf{z}_s = \{z_{s,i}\}_{i=1}^n \in \{0, 1\}^n, \text{ for all } s = 1, \dots, t+1, \quad (\text{C.10})$$

where decision variables are $\xi_{s,ij}$, $m_{s,i}$, S_i , and $z_{s,i}$ for $s = 1, \dots, t$ and $i, j = 1, \dots, n$. To see this, assume $m_{s,i} = \min(S_i, d_{s,i})$, which will be shown later. We then have the first term in the objective (C.1) and constraints (C.2) and (C.3) represent the network flow cost $M(\cdot)$ at time $s = 1, \dots, t$; the second and third terms in the objective correspond to the lost sale cost. Consequently, if $m_{s,i} = \min(S_i, d_{s,i})$ holds, we have the objective function of (18) is the as as (C.1).

Now, we check that the constraints of (18) are the same as (C.2) to (C.10). Specifically, constraints (C.4) and (C.5) correspond to the constraint $\mathbf{S} \in \Delta_{n-1}$.

Next, we show that constraints (C.6) to (C.10) are equivalent to $m_{s,i} = \min(S_i, d_{s,i})$ for any $\mathbf{S}, d_{s,i} \in [0, 1]^n$ and all $s = 1, \dots, t, i = 1, \dots, n$. Without loss of generality, we only show the statement for $s = 1, i = 1$, and others can be shown by a similar analysis. Particularly, we first show that constraints (C.6) to (C.10) imply $m_{1,1} = \min(S_1, d_{1,1})$. From (C.9) and (C.10), we have exactly one element in $\{z_{s,1}\}_{s=1}^{t+1}$ is 1. From (C.6), we have $S_i \in [d_{s-1,1}, d_{s,1}]$ if $z_{s,1} = 1$ for all $s = 1, \dots, t+1$. Thus, on the one hand, if $z_{1,1} = 1$, we have $\min(S_1, d_{1,1}) = S_1$, in which case, constraints (C.7) and (C.8) imply $m_{1,1} = S_1$; on the other hand, if $z_{s,1} = 1$ for some $s > 1$, similarly, we have $\min(S_1, d_{1,1}) = d_{1,1}$ and $m_{1,1} = d_{1,1}$. That is, $m_{1,1} = \min(S_1, d_{1,1})$. Then, we show that constraints (C.6) to (C.10) are still feasible given $m_{1,1} = \min(S_1, d_{1,1})$. To show this, we only need to verify constraints (C.7) to (C.10) hold for $s = 1, i = 1$. In particular, if $z_{1,i} = 1$ and $z_{s,i} = 0$ for $s > 1$, we have $0 \leq S_i \leq d_{1,1}$ and $\min(S_1, d_{1,1}) = S_i$, which imply $m_{s,i} = S_i$. In this case, (C.9) and (C.10) are satisfied; (C.7) is $0 \leq 0 \leq 0$ for $s' = s = 1$ and $i = 1$; (C.8) is $-2 \leq m_{1,1} - d_{1,1} \leq 2$, which is also satisfied since $m_{1,1}, d_{1,1} \in [0, 1]$. Thus, combining the above two aspects, we have constraints (C.6) to (C.10) can characterize the min function $m_{s,i} = \min(S_i, d_{s,i})$ for any $\mathbf{S}, d_{s,i} \in [0, 1]^n$ and all $s = 1, \dots, t, i = 1, \dots, n$, and we finish the proof. Finally, putting all together, this mixed integer linear programming problem has $nt^2 + n^2t + 2nt + 3n + 1$ constraints with $n^2t + 2nt + 2n$ decision variables.

We now address the case where $d_{1,i}, d_{2,i}, \dots, d_{t,i}$ are not necessarily listed in a non-decreasing order for $i = 1, \dots, n$. For each i , we introduce a permutation matrix Γ_i of size $t \times t$ such that the elements in $\Gamma_i d_{:,i}$ are in non-decreasing order, where $d_{:,i} = (d_{1,i}, d_{2,i}, \dots, d_{t,i})^\top$ is a column vector. It is a well-established fact that the inverse of a permutation matrix is its transpose, i.e., $\Gamma_i^{-1} = \Gamma_i^\top$.

The construction is thus completed by leveraging the permutation. □

C.2 Proof of Proposition C.1

PROPOSITION C.1 (LP Reformulation). *Suppose Assumption 2 holds for $s = 1, \dots, t$. The offline problem (18) can be formulated as the following linear programming problem.*

$$\begin{aligned} \min_{S_i, \xi_{s,ij}, w_{s,i}} \quad & \sum_{s=1}^t \sum_{i=1}^n \sum_{j=1}^n c_{ij} \xi_{s,ij} - \sum_{s=1}^t \sum_{i=1}^n \sum_{j=1}^n l_{ij} P_{s,ij} w_{s,i} \\ \text{subject to} \quad & \sum_{i=1}^n \xi_{s,ij} - \sum_{k=1}^n \xi_{s,jk} = w_{s,j} - \sum_{i=1}^n P_{s,ij} w_{s,i}, \text{ for all } j = 1, \dots, n \text{ and } s = 1, \dots, t, \end{aligned} \quad (\text{C.11})$$

$$\begin{aligned} \xi_{s,ij} &\geq 0, \quad \forall i = 1, \dots, n, \text{ for all } i, j = 1, \dots, n \text{ and } s = 1, \dots, t, \\ \sum_{i=1}^n S_i &= 1, \quad \mathbf{S} = \{S_i\}_{i=1}^n \in [0, 1]^n, \\ w_{s,i} &\leq d_{s,i}, \quad w_{s,i} \leq S_i, \quad w_{s,i} \geq 0, \quad \text{for all } s = 1, \dots, t, i = 1, \dots, n. \end{aligned}$$

REMARK 7. We emphasize that Proposition C.1 does *not* imply that the cost function $\tilde{C}_t(\mathbf{x}_t, \mathbf{y}_t, \mathbf{d}_t, \mathbf{P}_t)$ is convex in \mathbf{y}_t under Assumption 2. The non-convexity persists under Assumption 2, which necessitates additional algorithmic design in the online setting and we address this in detail in Section 5.2.

The linear programming formulation (C.11) appears to be a direct translation of the original offline problem (18), but there is a key difference in the characterization of the censored demand $w_{s,i}$. Specifically, the equality $w_{s,i} = \min\{d_{s,i}, S_i\}$ is replaced with inequality constraints $w_{s,i} \leq d_{s,i}$, $w_{s,i} \leq S_i$, $w_{s,i} \geq 0$. Note that the original definition $w_{s,i} = \min\{d_{s,i}, S_i\}$ is not linear, and thus cannot be directly included as a constraint in a linear programming problem. The validity of the linear programming reformulation shows that even if the service provider has the flexibility to choose the fulfilled demand $w_{s,i}$, when the cost structure satisfies Assumption 2, it is always optimal for the service provider to satisfy as much demand as possible, i.e., $w_{s,i} = \min\{d_{s,i}, S_i\}$.

Proof of Proposition C.1. By observing that any feasible repositioning plan is feasible to (C.11), we only need to show that one optimal solution of (C.11) satisfies $w_{s,i} = \min\{d_{s,i}, S_i\}$ for all s, i , which can represent a repositioning plan, under the condition $\sum_{i=1}^n l_{ji} P_{s,ji} \geq \sum_{i=1}^n P_{s,ij} c_{ji}$ for all $j = 1, \dots, n$ and $s = 1, \dots, t$. If not, suppose $\{S'_i, \xi'_{s,ij}, w'_{s,i} : i, j = 1, \dots, n, s = 1, \dots, t\}$ is an optimal solution of (18) that satisfies

$$w'_{s',i'} < \min(d_{s',i'}, S_{i'}),$$

for some s', i' , and denote $\epsilon = \min(d_{s',i'}, S_{i'}) - w'_{s',i'}$. Then, let

$$\tilde{w}_{s,i} = \begin{cases} w'_{s,i} + \epsilon, & \text{if } s = s', i = i', \\ w'_{s,i}, & \text{otherwise,} \end{cases} \quad \tilde{\xi}_{s,ij} = \begin{cases} \xi'_{s,ij} + P_{s',ji} \cdot \epsilon & \text{if } s = s', j = i', \\ \xi'_{s,ij} & \text{otherwise.} \end{cases} \quad (\text{C.12})$$

Based on this construction, we can verify that $\{S'_i, \tilde{\xi}'_{s,ij}, \tilde{w}'_{s,i} : i, j = 1, \dots, n, s = 1, \dots, t\}$ is also an optimal solution of (18). Specifically, we have

$$\begin{aligned} \sum_{i=1}^n \tilde{\xi}'_{s',ii'} - \sum_{k=1}^n \tilde{\xi}'_{s',i'k} &= \sum_{i=1}^n \xi'_{s',ii'} - \sum_{k=1}^n \xi'_{s',i'k} + \sum_{i=1}^n P_{s',ii'} \cdot \epsilon \\ &= w'_{s',i'} - \sum_{i=1}^n P_{s',ii'} w_{s,i} + \sum_{i=1}^n P_{s',ii'} \cdot \epsilon \\ &= \tilde{w}'_{s',i'} - \sum_{i=1}^n P_{s',ii'} \tilde{w}_{s,i}, \end{aligned} \quad (\text{C.13})$$

where the first and the last lines in (C.13) come from the construction (C.12), and the second line in (C.13) comes from the first constraint of (C.11) and the feasibility of the solution $\{S'_i, \xi'_{s,ij}, w'_{s,i} : i, j = 1, \dots, n, s = 1, \dots, t\}$. Similarly, we have

$$\begin{aligned} \sum_{i=1}^n \tilde{\xi}'_{s',ij} - \sum_{k=1}^n \tilde{\xi}'_{s',jk} &= \sum_{i=1}^n \xi'_{s',ij} - \sum_{k=1}^n \xi'_{s',jk} - P_{s',i'j} \cdot \epsilon \\ &= w_{s',j} - \sum_{i=1}^n P_{s',ij} w_{s,i} - P_{s',i'j} \cdot \epsilon \\ &= \tilde{w}_{s',j} - \sum_{i=1}^n P_{s',ii'} \tilde{w}_{s,i}. \end{aligned} \quad (\text{C.14})$$

Now, combining (C.13) and (C.14), we can verify that the new solution $\{S'_i, \xi'_{s,ij}, w'_{s,i} : i, j = 1, \dots, n, s = 1, \dots, t\}$ is also feasible to (C.11). Next, we show that this new solution is also optimal by verifying the objective achieved by the new solution is no larger than the optimal objective. In particular,

$$\begin{aligned} &\sum_{s=1}^t \sum_{i=1}^n \sum_{j=1}^n c_{ij} \tilde{\xi}'_{s,ij} - \sum_{s=1}^t \sum_{i=1}^n \sum_{j=1}^n l_{ij} P_{s,ij} \tilde{w}_{s,i} \\ &= \sum_{s=1}^t \sum_{i=1}^n \sum_{j=1}^n c_{ij} \xi'_{s,ij} - \sum_{s=1}^t \sum_{i=1}^n \sum_{j=1}^n l_{ij} P_{s,ij} w_{s,i} + \sum_{i=1}^n c_{ii'} P_{s',i'i} \cdot \epsilon - \sum_{j=1}^n l_{i'j} P_{s',i'j} \cdot \epsilon \\ &\leq \sum_{s=1}^t \sum_{i=1}^n \sum_{j=1}^n c_{ij} \xi'_{s,ij} - \sum_{s=1}^t \sum_{i=1}^n \sum_{j=1}^n l_{ij} P_{s,ij} w_{s,i}, \end{aligned}$$

where the inequality comes from the construction (C.12) and the second line comes from the condition $\sum_{i=1}^n l_{ji} P_{t,ji} \geq \sum_{i=1}^n P_{t,ji} c_{ij}$ for all $j = 1, \dots, n$ and $t = 1, \dots, T$. Thus, through this construction, we can transfer any optimal solution of (C.11) to an optimal solution such that $w_{s,i} = \min\{d_{s,i}, S_i\}$ is satisfied for all s, i , and, we finish the proof. \square

Appendix D Generalization Bound

In this section, we prove the generalization bound that holds for all base-stock repositioning levels uniformly.

D.1 Technical Lemmas

LEMMA D.1 (Rademacher Complexity). *Let \mathcal{F} be a class of functions $f : \mathcal{X} \rightarrow [a, b]$, and $\{X_t\}_{t=1}^T$ be i.i.d. random variables taking values in \mathcal{X} . Then the following inequality holds for any $s > 0$*

$$\mathbb{P} \left(\sup_{f \in \mathcal{F}} \left| \frac{1}{T} \sum_{t=1}^T f(X_t) - \mathbb{E}[f(X_1)] \right| \geq \mathbb{E} \left[\sup_{f \in \mathcal{F}} \left| \frac{1}{T} \sum_{t=1}^T \sigma_t f(X_t) \right| \right] + s \right) \leq \exp \left(- \frac{2Ts^2}{(b-a)^2} \right),$$

where $\{\sigma_t\}_{t=1}^T$ denotes a set of i.i.d. random signs satisfying $\mathbb{P}(\sigma_t = 1) = \mathbb{P}(\sigma_t = -1) = \frac{1}{2}$.

Proof of Lemma D.1. This is a standard result regarding Rademacher Complexity, and we refer to Theorem 4.10 in Wainwright (2019) for the proof. \square

LEMMA D.2 (Vector-Contraction Inequality). Let \mathcal{X} be any set, $(x_1, \dots, x_t) \in \mathcal{X}^t$, let \mathcal{F} be a class of functions $\mathbf{f} : \mathcal{X} \rightarrow \mathbb{R}^n$ and let $h_i : \mathbb{R}^n \rightarrow \mathbb{R}$ have Lipschitz norm L . Then

$$\mathbb{E} \left[\sup_{\mathbf{f} \in \mathcal{F}} \sum_{s=1}^t \sigma_s h_s(\mathbf{f}(x_s)) \right] \leq \sqrt{2} L \mathbb{E} \left[\sup_{\mathbf{f} \in \mathcal{F}} \sum_{s=1}^t \sum_{k=1}^n \sigma_{s,k} f_k(x_s) \right],$$

where σ_s and $\{\sigma_{s,k}\}_{k=1}^n$ are independent uniform distributions on $\{-1, 1\}$ for all $s = 1, \dots, t$, and $f_k(\cdot)$ is k -th component of $\mathbf{f}(\cdot)$.

Proof of Lemma D.2. The contraction inequality is a generalization to the well-known Talagrand's lemma, which corresponds to the scalar version of this contraction lemma. We refer to Corollary 1 in [Maurer \(2016\)](#) for the proof. \square

LEMMA D.3 (Generalized Massart's Finite Class Bound). Let \mathcal{G} be a family of functions that are defined on \mathcal{X} and take values in $\{0, +1\}$. Then the following holds:

$$\mathbb{E} \left[\sup_{g \in \mathcal{G}} \left| \frac{1}{m} \sum_{i=1}^m \sigma_i g(X_i) \right| \right] \leq \sqrt{\frac{2 \log \Pi_{\mathcal{G}}(m)}{m}},$$

where $\{x_1, \dots, x_m\}$ are n points in \mathcal{X} , $\{\sigma_i\}_{i=1}^m$ is a set of independent uniform distributions on $\{-1, +1\}$, the growth function $\Pi_{\mathcal{G}}(m) : \mathbb{N} \rightarrow \mathbb{N}$ for a hypothesis set \mathcal{G} is the maximum number of distinct ways in which m points in \mathcal{C} can be classified using hypotheses in \mathcal{G} , i.e.,

$$\forall m \in \mathbb{N}, \Pi_{\mathcal{G}}(m) = \max_{\{x_1, \dots, x_m\} \subseteq \mathcal{X}} |\{(g(x_1), \dots, g(x_m)) : g \in \mathcal{G}\}|.$$

Proof of Lemma D.3. This is an upper bound on the Rademacher Complexity for a class of functions that only take finite values, and we refer to Corollary 3.8 in [Mohri et al. \(2018\)](#) for the proof. \square

D.2 Proof of Lemma 1

Proof of Lemma 1. In the new notation, the Lipschitz property is equivalent to

$$|h(\mathbf{y}, \mathbf{P}) - h(\mathbf{y}', \mathbf{P}')| \leq n^2 \cdot (2 \max_{i,j} c_{ij} + \max_{i,j} l_{ij}) \cdot (\|\mathbf{y} - \mathbf{y}'\|_2 + \|\mathbf{P} - \mathbf{P}'\|_F),$$

In particular, for any $\mathbf{y} = (y_1, \dots, y_n)^\top$, $\mathbf{y}' = (y'_1, \dots, y'_n)^\top \in [0, 1]^n$, and probability transition matrices $\mathbf{P} = \{P_{ij}\}_{i,j=1}^n$, $\mathbf{P}' = \{P'_{ij}\}_{i,j=1}^n \in [0, 1]^{n \times n}$,

$$\begin{aligned} |h(\mathbf{y}, \mathbf{P}) - h(\mathbf{y}', \mathbf{P}')| &= \left| M((\mathbf{I} - \mathbf{P}^\top) \mathbf{y}) + \sum_{i=1}^n \sum_{j=1}^n l_{ij} \cdot P_{ij} y_i - M((\mathbf{I} - (\mathbf{P}')^\top) \mathbf{y}') - \sum_{i=1}^n \sum_{j=1}^n l_{ij} \cdot P'_{ij} y'_i \right| \\ &\leq \left| M((\mathbf{I} - \mathbf{P}^\top) \mathbf{y}) - M((\mathbf{I} - (\mathbf{P}')^\top) \mathbf{y}') \right| + \left| \sum_{i=1}^n \sum_{j=1}^n l_{ij} \cdot (P_{ij} y_i - P'_{ij} y'_i) \right| \quad (\text{D.1}) \\ &\leq 2 \max_{i,j} c_{ij} \cdot \|(\mathbf{I} - \mathbf{P}^\top) \mathbf{y} - (\mathbf{I} - (\mathbf{P}')^\top) \mathbf{y}'\|_1 + \left| \sum_{i=1}^n \sum_{j=1}^n l_{ij} \cdot (P_{ij} y_i - P'_{ij} y'_i) \right|, \end{aligned}$$

where the first line comes from the definition of h , i.e., (22), the second line comes from the triangle inequality of the absolute value function, and the last line is due to the properties of the repositioning cost. That is, $|M(\mathbf{x}_1) - M(\mathbf{x}_2)| \leq M(\mathbf{x}_1 - \mathbf{x}_2)$ and $M(\mathbf{x}) \leq 2 \max_{ij} c_{ij} \|\mathbf{x}\|_1$. We next bound the right-hand side in (D.1). For the first term in the right-hand side of (D.1), we have

$$\begin{aligned} \|(I - P^\top)\mathbf{y} - (I - (P')^\top)\mathbf{y}'\|_1 &\leq \sqrt{n} \|(I - P^\top)\mathbf{y} - (I - (P')^\top)\mathbf{y}'\|_2 \\ &\leq \sqrt{n} \|(I - P^\top)(\mathbf{y} - \mathbf{y}')\|_2 + \sqrt{n} \|(P - P')^\top \mathbf{y}'\|_2 \quad (\text{D.2}) \\ &\leq n^{3/2} (\|\mathbf{y} - \mathbf{y}'\|_2 + \|P - P'\|_F), \end{aligned}$$

where $\|X\|_F = \sqrt{\sum_{i,j=1}^n X_{ij}^2}$ denotes the Frobenius norm for any $X \in \mathbb{R}^{n \times n}$. Here, the first inequality is obtained by the relation between 1-norm and 2-norm $\|\mathbf{y}\|_1 \leq \sqrt{n} \|\mathbf{y}\|_2$, the second inequality is obtained by the triangle inequality, and the last line is obtained by matrix-vector inequalities and the boundedness of \mathbf{y} and P .

For the second term in the right-hand side of (D.1),

$$\begin{aligned} \left| \sum_{i=1}^n \sum_{j=1}^n l_{ij} \cdot (P_{ij} y_i - P'_{ij} y'_i) \right| &\leq n \cdot \max_{i,j} l_{ij} \cdot \|P^\top \text{diag}(\mathbf{y}) - (P')^\top \text{diag}(\mathbf{y}')\|_F \\ &\leq n \cdot \max_{i,j} l_{ij} \cdot (\|P^\top (\text{diag}(\mathbf{y}) - \text{diag}(\mathbf{y}'))\|_F + \|(P - P')^\top \text{diag}(\mathbf{y}')\|_F) \quad (\text{D.3}) \\ &\leq n^2 \cdot \max_{i,j} l_{ij} \cdot (\|\mathbf{y} - \mathbf{y}'\|_2 + \|P - P'\|_F), \end{aligned}$$

where $\text{diag}(\mathbf{y})$ denotes the square diagonal matrix with the elements of vector \mathbf{y} on the main diagonal. For the above inequalities, the first inequality comes from Cauchy's inequality, the second inequality comes from the triangle inequality, and the last line comes from the property of the Frobenius norm and the boundedness of \mathbf{y} and P . Then, plugging inequalities (D.2) and (D.3) into (D.1), we have

$$|h(\mathbf{y}, P) - h(\mathbf{y}', P')| \leq n^2 \cdot (2 \max_{i,j} c_{ij} + \max_{i,j} l_{ij}) \cdot (\|\mathbf{y} - \mathbf{y}'\|_2 + \|P - P'\|_F),$$

for any $\mathbf{y}, \mathbf{y}' \in [0, 1]^n$, and probability transition matrices $P, P' \in [0, 1]^{n \times n}$. That is, h is a Lipschitz-continuous function with Lipschitz constant $2n^2 \cdot (\max_{i,j} c_{ij} + \max_{i,j} l_{ij})$. \square

D.3 Proof of Proposition 3

Then, by leveraging the Lipschitz property in Lemma 1 and technical lemmas in Appendix D.1, we can show the generalization bound for any base-stock repositioning level $\mathbf{S} \in \Delta_{n-1}$ as below.

Proof of Proposition 3. The main tool we use to derive the generalization bound is Rademacher complexity. However, computing and bounding Rademacher complexity of our problem setting as it involves vector-valued functions. To tackle this difficulty, In the following, we will leverage the technical results in Lemma D.1, Lemma D.2, and Lemma D.3.

We first apply Lemma D.1 to obtain the form of the generalization bound. Specifically, consider the function class $\mathcal{F} = \{\mathbf{f}_S : \mathbf{S} \in \Delta_{n-1}\}$, where \mathbf{f}_S is defined by (22). Then, we have

$$\begin{aligned} & \sup_{\mathbf{S} \in \Delta_{n-1}} \left| \frac{1}{t} \sum_{s=1}^t C_s(\mathbf{x}_{s+1}^S, \mathbf{S}, \mathbf{d}_s, \mathbf{P}_s) - \mathbb{E}[C_1(\mathbf{x}_1^S, \mathbf{S}, \mathbf{d}_1, \mathbf{P}_1)] \right| \\ & \leq \sup_{\mathbf{f}_S \in \mathcal{F}} \left| \frac{1}{t} \sum_{s=1}^t h(\mathbf{f}_S(\mathbf{d}_s, \mathbf{P}_s)) - \mathbb{E}[h(\mathbf{f}_S(\mathbf{d}_1, \mathbf{P}_1))] \right| + \left| \frac{1}{t} \sum_{s=1}^t \sum_{i,j=1}^n l_{ij} P_{s,ij} d_{s,i} - \mathbb{E} \left[\sum_{i,j=1}^n l_{ij} P_{s,ij} d_{s,i} \right] \right| \end{aligned} \quad (\text{D.4})$$

by the triangle inequality. Regarding the first term in the right-hand-side of (D.4), by Lemma D.1,

$$\begin{aligned} & \sup_{\mathbf{f}_S \in \mathcal{F}} \left| \frac{1}{t} \sum_{s=1}^t h(\mathbf{f}_S(\mathbf{d}_s, \mathbf{P}_s)) - \mathbb{E}[h(\mathbf{f}_S(\mathbf{d}_1, \mathbf{P}_1))] \right| \\ & \leq \mathbb{E} \left[\sup_{\mathbf{f}_S \in \mathcal{F}} \left| \frac{1}{t} \sum_{s=1}^t \sigma_s h(\mathbf{f}_S(\mathbf{d}_s, \mathbf{P}_s)) \right| \right] + 2 \left(\max_{i,j} c_{ij} + \max_{i,j} l_{ij} \right) \frac{\sqrt{\log T}}{\sqrt{t}}, \end{aligned} \quad (\text{D.5})$$

holds with probability no less than $1 - \frac{1}{T^2}$, where $\{\sigma_s\}_{s=1}^t$ is a set of independent uniform random variables on $\{-1, 1\}$. Here, we note that since the second term is negligible in the final concentration bound, the proved result here also holds for the modified costs \tilde{C} . For the second term in (D.4), by Hoeffding's inequality, we have

$$\left| \frac{1}{t} \sum_{s=1}^t \sum_{i,j=1}^n l_{ij} P_{s,ij} d_{s,i} - \mathbb{E} \left[\sum_{i,j=1}^n l_{ij} P_{s,ij} d_{s,i} \right] \right| \leq n \max_{i,j} l_{ij} \cdot \frac{\sqrt{\log T}}{\sqrt{t}} \quad (\text{D.6})$$

holds with probability no less than $1 - \frac{2}{T^2}$. Then, plugging (D.5) and (D.6) into (D.4), we have

$$\begin{aligned} & \sup_{\mathbf{S} \in \Delta_{n-1}} \left| \frac{1}{t} \sum_{s=1}^t C_s(\mathbf{x}_s^S, \mathbf{S}, \mathbf{d}_s, \mathbf{P}_s) - \mathbb{E}[C_1(\mathbf{x}_1^S, \mathbf{S}, \mathbf{d}_1, \mathbf{P}_1)] \right| \\ & \leq \mathbb{E} \left[\sup_{\mathbf{f}_S \in \mathcal{F}} \left| \frac{1}{t} \sum_{s=1}^t \sigma_s h(\mathbf{f}_S(\mathbf{d}_s, \mathbf{P}_s)) \right| \right] + 2n \left(\max_{i,j} c_{ij} + \max_{i,j} l_{ij} \right) \frac{\sqrt{\log T}}{\sqrt{t}} \end{aligned} \quad (\text{D.7})$$

holds with probability no less than $1 - \frac{3}{T^2}$.

Next, we bound the first term on the right-hand side of (D.7) by the contraction lemma (Lemma D.2). Recall the definition of \mathbf{f}_S that

$$\mathbf{f}_S(\mathbf{d}, \mathbf{P}) = (\min\{\mathbf{d}, \mathbf{S}\}, \mathbf{P})$$

for any $\mathbf{S}, \mathbf{d} = \{d_i\}_{i=1}^n \in \Delta_{n-1}$ and transition probability matrix $\mathbf{P} = \{P_{ij}\}_{i,j=1}^n \in [0, 1]^{n \times n}$. Denote

$$\mathbf{f}_{S,k}(\mathbf{d}, \mathbf{P}) = \begin{cases} d_k, & \text{if } k = 1, \dots, n \\ P_{ij}, & \text{if } k = n+1, \dots, n(n+1) \text{ and } ni + j = k - n \end{cases}$$

as the k -th entry of \mathbf{f}_S .

Then, based on the Lipschitzness of h shown in Lemma 1, we can apply Lemma D.2 and have

$$\mathbb{E} \left[\sup_{\mathbf{f}_S \in \mathcal{F}} \left| \frac{1}{t} \sum_{s=1}^t \sigma_s h(\mathbf{f}_S(\mathbf{d}_s, \mathbf{P}_s)) \right| \right] \leq 2\sqrt{2}n^2 \left(\max_{i,j} c_{ij} + \max_{i,j} l_{ij} \right) \cdot \mathbb{E} \left[\sup_{\mathbf{f}_S \in \mathcal{F}} \frac{1}{t} \sum_{s=1}^t \sum_{k=1}^{n(n+1)} \sigma_{s,k} f_{S,k}(\mathbf{d}_s, \mathbf{P}_s) \right], \quad (\text{D.8})$$

where $\sigma_{s,k}$'s are independent uniform random variables on $\{-1, 1\}$ for $k = 1, \dots, n(n+1)$ and $s = 1, \dots, t$.

To see this,

$$\begin{aligned} \mathbb{E} \left[\sup_{\mathbf{f}_S \in \mathcal{F}} \left| \frac{1}{t} \sum_{s=1}^t \sigma_s h(\mathbf{f}_S(\mathbf{d}_s, \mathbf{P}_s)) \right| \right] &\leq \mathbb{E} \left[\left| \sup_{\mathbf{f}_S \in \mathcal{F}} \frac{1}{t} \sum_{s=1}^t \sigma_s h(\mathbf{f}_S(\mathbf{d}_s, \mathbf{P}_s)) \right| + \left| \sup_{\mathbf{f}_S \in \mathcal{F}} \frac{1}{t} \sum_{s=1}^t -\sigma_s h(\mathbf{f}_S(\mathbf{d}_s, \mathbf{P}_s)) \right| \right] \\ &= 2\mathbb{E} \left[\left| \sup_{\mathbf{f}_S \in \mathcal{F}} \frac{1}{t} \sum_{s=1}^t \sigma_s h(\mathbf{f}_S(\mathbf{d}_s, \mathbf{P}_s)) \right| \right] \\ &= 2\mathbb{E} \left[\sup_{\mathbf{f}_S \in \mathcal{F}} \frac{1}{t} \sum_{s=1}^t \sigma_s h(\mathbf{f}_S(\mathbf{d}_s, \mathbf{P}_s)) \right] \\ &\leq 2\sqrt{2}n^2 \left(\max_{i,j} c_{ij} + \max_{i,j} l_{ij} \right) \cdot \mathbb{E} \left[\sup_{\mathbf{f}_S \in \mathcal{F}} \frac{1}{t} \sum_{s=1}^t \sum_{k=1}^{n(n+1)} \sigma_{s,k} f_{S,k}(\mathbf{d}_s, \mathbf{P}_s) \right]. \end{aligned}$$

Here, the first line comes from the property of the supremum function, the second line comes from the fact that $\{\sigma_s\}_{s=1}^t$ shares the same distribution with $\{-\sigma_s\}_{s=1}^t$, and the last line comes from Lemma D.2.

We remark that the third line can hold without loss of generality by enlarging the function class \mathcal{F} with an additional mapping $\mathbf{f}_0(\mathbf{d}, \mathbf{P}) = (\mathbf{0}, \mathbf{P})$, where $\mathbf{0} \in \mathbb{R}^n$ denotes the all zero vector. After this modification, $\sup_{\mathbf{f}_S \in \mathcal{F}} \frac{1}{t} \sum_{s=1}^t \sigma_s h(\mathbf{f}_S(\mathbf{d}_s, \mathbf{P}_s))$ will always be non-negative for any realized samples $\{(\mathbf{d}_s, \mathbf{P}_s)\}_{s=1}^t$ so that the absolute value function can be dropped from the second line to the third line.

In the following, we give an upper bound of $\mathbb{E} \left[\sup_{\mathbf{f}_S \in \mathcal{F}} \frac{1}{t} \sum_{s=1}^t \sum_{k=1}^{n(n+1)} \sigma_{s,k} f_{S,k}(\mathbf{d}_s, \mathbf{P}_s) \right]$. Particularly, we have

$$\begin{aligned} \mathbb{E} \left[\sup_{\mathbf{f}_S \in \mathcal{F}} \frac{1}{t} \sum_{s=1}^t \sum_{k=1}^{n(n+1)} \sigma_{s,k} f_{S,k}(\mathbf{d}_s, \mathbf{P}_s) \right] &\leq \sum_{k=1}^{n(n+1)} \mathbb{E} \left[\sup_{\mathbf{f}_S \in \mathcal{F}} \frac{1}{t} \sum_{s=1}^t \sigma_{s,k} f_{S,k}(\mathbf{d}_s, \mathbf{P}_s) \right] \\ &= \sum_{k=1}^n \mathbb{E} \left[\sup_{\mathbf{f}_S \in \mathcal{F}} \frac{1}{t} \sum_{s=1}^t \sigma_{s,k} f_{S,k}(\mathbf{d}_s, \mathbf{P}_s) \right] \\ &= \sum_{k=1}^n \mathbb{E} \left[\sup_{S \in \Delta_{n-1}} \frac{1}{t} \sum_{s=1}^t \sigma_{s,k} \min\{S_k, d_{s,k}\} \right], \end{aligned} \quad (\text{D.9})$$

where $S_k, d_{s,k}$ denote the k -th entry of S, \mathbf{d}_s , respectively, for all $k = 1, \dots, n$ and $s = 1, \dots, t$. In the above equalities and inequality, the first one comes from the property of the supremum function, the second line comes from the fact that for any $k = n+1, \dots, n(n+1)$, $\{f_{S,k}(\mathbf{d}_s, \mathbf{P}_s)\}_{S \in \Delta_{n-1}}$ is a singleton so that

$$\mathbb{E} \left[\sup_{\mathbf{f}_S \in \mathcal{F}} \frac{1}{t} \sum_{s=1}^t \sigma_{s,k} f_{S,k}(\mathbf{d}_s, \mathbf{P}_s) \right] = 0, \text{ and the last line comes from the definition of } \mathbf{f}_S.$$

In addition, notice that there are at most t different elements in $\{\mathbb{1}_{\{S_k > d_{1,k}\}}, \dots, \mathbb{1}_{\{S_k > d_{t,k}\}}\}$ for any $k = 1, \dots, n$ and fixed samples $\{(\mathbf{d}_s, \mathbf{P}_s)\}_{s=1}^t$. Thus, by Lemma D.3, we have

$$\begin{aligned}
 & \mathbb{E} \left[\sup_{\mathbf{S} \in \Delta_{n-1}} \frac{1}{t} \sum_{s=1}^t \sigma_{s,k} \min(S_k, d_{s,k}) \right] \\
 \leq & \mathbb{E} \left[\sup_{\mathbf{S} \in \Delta_{n-1}} \frac{1}{t} \sum_{s=1}^t \sigma_{s,k} d_{s,k} \mathbb{1}_{\{S_k \leq d_{s,k}\}} \right] + \mathbb{E} \left[\sup_{\mathbf{S} \in \Delta_{n-1}} \frac{S_k}{t} \sum_{s=1}^t \sigma_{s,k} \mathbb{1}_{\{S_k > d_{s,k}\}} \right] \\
 \leq & \mathbb{E} \left[\sup_{\mathbf{S} \in \Delta_{n-1}} \frac{1}{t} \sum_{s=1}^t \sigma_{s,k} d_{s,k} \mathbb{1}_{\{S_k \leq d_{s,k}\}} \right] + \mathbb{E} \left[\sup_{\mathbf{S} \in \Delta_{n-1}} \frac{1}{t} \sum_{s=1}^t \sigma_{s,k} \mathbb{1}_{\{S_k > d_{s,k}\}} \right] \\
 \leq & \frac{2\sqrt{2 \log T}}{\sqrt{t}},
 \end{aligned} \tag{D.10}$$

for any $k = 1, \dots, n$. Here, the first inequality comes from the triangle inequality, the second inequality comes from the non-negativity of the second term, and the last line comes from Lemma D.3.

Finally, combining inequalities (D.7), (D.8), (D.9) and (D.10), we can draw the generalization bound below holds with probability no less than $1 - \frac{3}{T^2}$

$$\sup_{\mathbf{S} \in \Delta_{n-1}} \left| \frac{1}{t} \sum_{s=1}^t C_s(\mathbf{x}_s^{\mathbf{S}}, \mathbf{S}, \mathbf{d}_s, \mathbf{P}_s) - \mathbb{E}[C_1(\mathbf{x}_1^{\mathbf{S}}, \mathbf{S}, \mathbf{d}_1, \mathbf{P}_1)] \right| \leq 10n^3 \left(\max_{i,j} c_{ij} + \max_{i,j} l_{ij} \right) \cdot \frac{\sqrt{\log T}}{\sqrt{t}}.$$

□

Appendix E Analysis of Online Gradient-based Repositioning Algorithm

E.1 Proof of Lemma 2

Proof of Lemma 2. To prove the lemma, we need to show (27), i.e.,

$$\left| \sum_{t=1}^T \tilde{C}_t(\mathbf{x}_t, \mathbf{y}_t, \mathbf{d}_t, \mathbf{P}_t) - \sum_{t=1}^T \tilde{C}_t(\mathbf{x}_{t+1}, \mathbf{y}_t, \mathbf{d}_t, \mathbf{P}_t) \right| \leq 2 \cdot \left(\max_{i,j=1,\dots,n} c_{ij} \right) \cdot \sum_{t=1}^T \|\mathbf{y}_t - \mathbf{y}_{t-1}\|.$$

By definition, we have

$$\tilde{C}_t(\mathbf{x}_t, \mathbf{y}_t, \mathbf{d}_t, \mathbf{P}_t) = M(\mathbf{y}_t - \mathbf{x}_t) - \sum_{i=1}^n \sum_{j=1}^n l_{ij} P_{t,ij} \min\{d_{t,i}, y_{t,i}\},$$

and

$$\tilde{C}_t(\mathbf{x}_{t+1}, \mathbf{y}_t, \mathbf{d}_t, \mathbf{P}_t) = M(\mathbf{y}_t - \mathbf{x}_{t+1}) - \sum_{i=1}^n \sum_{j=1}^n l_{ij} P_{t,ij} \min\{d_{t,i}, y_{t,i}\}.$$

In particular,

$$\mathbf{y}_t - \mathbf{x}_{t+1} = (\mathbf{I} - \mathbf{P}_t) \min\{\mathbf{y}_t, \mathbf{d}_t\},$$

so it is clear that the relabeled modified cost $\tilde{C}_t(\mathbf{x}_{t+1}(\mathbf{y}_t), \mathbf{y}_t, \mathbf{d}_t, \mathbf{P}_t)$ depends only on the repositioning policy and realized demands and transition matrix at time t , for all $t = 1, \dots, T$.

To obtain the bound, we have

$$\begin{aligned}
& \left| \sum_{t=1}^T \tilde{C}_t(\mathbf{x}_{t+1}, \mathbf{y}_t, \mathbf{d}_t, \mathbf{P}_t) - \sum_{t=1}^T \tilde{C}_t(\mathbf{x}_t, \mathbf{y}_t, \mathbf{d}_t, \mathbf{P}_t) \right| \\
&= \left| \sum_{t=1}^T M(\mathbf{y}_t - \mathbf{x}_{t+1}) - \sum_{t=1}^T M(\mathbf{y}_t - \mathbf{x}_t) \right| \\
&= \left| \sum_{t=2}^{T+1} M(\mathbf{y}_{t-1} - \mathbf{x}_t) - \sum_{t=1}^T M(\mathbf{y}_t - \mathbf{x}_t) \right| \\
&\leq \sum_{t=2}^T M(\mathbf{y}_t - \mathbf{y}_{t-1}) + M(\mathbf{y}_1 - \mathbf{x}_1) \tag{E.1}
\end{aligned}$$

$$\leq 2 \cdot \left(\max_{i,j=1,\dots,n} c_{ij} \right) \cdot \sum_{t=2}^T \|\mathbf{y}_t - \mathbf{y}_{t-1}\|_1, \tag{E.2}$$

where the first two equations follow from the cost definition, (E.1) follows from the triangle inequality of the repositioning functions M , and (E.2) follows from the fact that $M(\mathbf{z}) \leq 2 \cdot \left(\max_{i,j=1,\dots,n} c_{ij} \right) \|\mathbf{z}\|_1$ and the notation $\mathbf{y}_0 := \mathbf{x}_1$. \square

E.2 Proof of Lemma 3

Proof of Lemma 3. First, we show the convexity by definition. That is, for any $\mathbf{S}_1, \mathbf{S}_2 \in \mathbb{R}_+^n$, without loss of generality, it is sufficient to show that

$$\alpha \tilde{C}_t(\mathbf{x}_{t+1}(\mathbf{S}_1), \mathbf{S}_1, \mathbf{d}_t, \mathbf{P}_t) + (1 - \alpha) \tilde{C}_t(\mathbf{x}_{t+1}(\mathbf{S}_2), \mathbf{S}_2, \mathbf{d}_t, \mathbf{P}_t) \geq \tilde{C}_t(\mathbf{x}_{t+1}(\mathbf{S}_\alpha), \mathbf{S}_\alpha, \mathbf{d}_t, \mathbf{P}_t), \tag{E.3}$$

for all $\alpha \in (0, 1)$, where $\mathbf{S}_\alpha = \alpha \mathbf{S}_1 + (1 - \alpha) \mathbf{S}_2$. For simplicity, we assume the optimal solutions of LPs (23) corresponding to $\tilde{C}_t(\mathbf{x}_{t+1}(\mathbf{S}_k), \mathbf{S}_k, \mathbf{d}_t, \mathbf{P}_t)$ are attainable without loss of generality, and we denote them as $(\boldsymbol{\xi}_k^* = \{\xi_{k,ij}^*\}_{i,j=1}^n), \mathbf{w}_k^* = \{w_{k,i}^*\}_{i=1}^n$ for $k = 1, 2, \alpha$. Then, if $(\alpha \boldsymbol{\xi}_1^* + (1 - \alpha) \boldsymbol{\xi}_2^*, \alpha \mathbf{w}_1^* + (1 - \alpha) \mathbf{w}_2^*)$ is feasible to the LP (23) corresponding to $\tilde{C}_t(\mathbf{x}_{t+1}(\mathbf{S}_\alpha), \mathbf{S}_\alpha, \mathbf{d}_t, \mathbf{P}_t)$, we have (E.3) holds since

$$\begin{aligned}
& \alpha \tilde{C}_t(\mathbf{x}_{t+1}(\mathbf{S}_1), \mathbf{S}_1, \mathbf{d}_t, \mathbf{P}_t) + (1 - \alpha) \tilde{C}_t(\mathbf{x}_{t+1}(\mathbf{S}_2), \mathbf{S}_2, \mathbf{d}_t, \mathbf{P}_t) \\
&= \sum_{i=1}^n \sum_{j=1}^n c_{ij} (\alpha \xi_{1,ij} + (1 - \alpha) \xi_{2,ij}) - \sum_{i=1}^n \sum_{j=1}^n l_{ij} P_{t,ij} (\alpha w_{1,i} + (1 - \alpha) w_{2,i}) \\
&\geq \sum_{i=1}^n \sum_{j=1}^n c_{ij} \xi_{\alpha,ij} - \sum_{i=1}^n \sum_{j=1}^n l_{ij} P_{t,ij} w_{\alpha,i} \\
&= \tilde{C}_t(\mathbf{x}_{t+1}(\mathbf{S}_\alpha), \mathbf{S}_\alpha, \mathbf{d}_t, \mathbf{P}_t),
\end{aligned}$$

where the second and last lines come from the definitions for $\boldsymbol{\xi}_k, \mathbf{w}_k$ for $k = 1, 2, \alpha$, and the third line comes from the optimality of $(\boldsymbol{\xi}_\alpha, \mathbf{w}_\alpha)$. Thus, to finish the proof for convexity, we only need to verify the

feasibility of $(\alpha \boldsymbol{\xi}_1^* + (1 - \alpha) \boldsymbol{\xi}_2^*, \alpha \mathbf{w}_1^* + (1 - \alpha) \mathbf{w}_2^*)$. Here, we only verify (24), and other constraints can be checked similarly. To see this, we have

$$\begin{aligned} \alpha w_{1,i} + (1 - \alpha) w_{2,i} &\leq \alpha \min(\mathbf{S}_1, \mathbf{d}_t) + (1 - \alpha) \min(\mathbf{S}_2, \mathbf{d}_t) \\ &\leq \min(\alpha \mathbf{S}_1 + (1 - \alpha) \mathbf{S}_2, \mathbf{d}_t), \end{aligned}$$

where the first line comes from the definition of $w_{1,i}, w_{2,i}$, and the second line comes from the concavity of the min function $\min(\cdot, \mathbf{d}_t)$.

Next, we show \mathbf{g}_t is a subgradient of $\tilde{C}_t(\mathbf{x}_{t+1}(\mathbf{S}), \mathbf{S}, \mathbf{d}_t, \mathbf{P}_t)$. The main proof is enlightened by Section 4 of Luenberger and Ye (1984).

As discussed in the main text, we consider the following LP (E.4).

$$\text{LP}(\mathbf{y}_t) = \min_{\xi_{t,ij}, w_{t,i}} \sum_{i=1}^n \sum_{j=1}^n c_{ij} \xi_{t,ij} - \sum_{i=1}^n \sum_{j=1}^n l_{ij} P_{t,ij} w_{t,i} \quad (\text{E.4})$$

$$\text{subject to } \sum_{i=1}^n \xi_{t,ij} - \sum_{k=1}^n \xi_{t,jk} = w_{t,j} - \sum_{i=1}^n P_{t,ij} w_{t,i}, \text{ for all } j = 1, \dots, n,$$

$$w_{t,i} \geq 0, \xi_{t,ij} \geq 0, \text{ for all } i, j = 1, \dots, n,$$

$$w_{t,i} \leq y_{t,i}, \text{ for all } i = 1, \dots, n, \quad (\text{E.5})$$

$$w_{t,i} \leq d_{t,i}, \text{ for all } i = 1, \dots, n. \quad (\text{E.6})$$

LP (E.4) shares the same optimal objective value as LP (23) since constraint (24) is equivalent to the combination of (E.5) and (E.6). Here, in order to differentiate, we additionally denote (23) as OLP (Original LP). We only need to show that \mathbf{g}_t in Algorithm 1 is the gradient of LP (E.4) with respect to \mathbf{y}_t for all t . To see this, consider the following dual LP of LP(\mathbf{y}_t):

$$\text{D-LP}(\mathbf{y}_t) = \max_{\mu_{t,i}, \eta_{t,i}, \pi_{t,i}} \boldsymbol{\mu}_t^\top \mathbf{y}_t + \boldsymbol{\eta}_t^\top \mathbf{d}_t \quad (\text{E.7})$$

$$\text{subject to } \pi_{t,j} - \pi_{t,i} \leq c_{ij}, \text{ for all } i, j = 1, \dots, n,$$

$$-\pi_{t,i} + \sum_{j=1}^n P_{t,ij} \pi_{t,j} + \mu_{t,i} + \eta_{t,i} \leq - \sum_{j=1}^n l_{ij} P_{t,ij}, \text{ for all } i = 1, \dots, n,$$

$$\mu_{t,i}, \eta_{t,i} \leq 0, \text{ for all } i = 1, \dots, n.$$

where $\boldsymbol{\mu}_t$ and $\boldsymbol{\eta}_t$ are the dual variables, or Lagrangian multipliers, corresponding to constraints (E.5) and (E.6), respectively. Denote $\boldsymbol{\mu}_t$ and $\boldsymbol{\eta}_t$ as any optimal solutions of D-LP(\mathbf{y}_t). Then, for any $\mathbf{y}'_t \in [0, 1]^n$,

$$\begin{aligned} \text{D-LP}(\mathbf{y}'_t) - \text{D-LP}(\mathbf{y}_t) &\geq \boldsymbol{\mu}_t^\top \mathbf{y}'_t + \boldsymbol{\eta}_t^\top \mathbf{d}_t - \text{D-LP}(\mathbf{y}_t) \\ &= \boldsymbol{\mu}_t^\top \mathbf{y}'_t + \boldsymbol{\eta}_t^\top \mathbf{d}_t - (\boldsymbol{\mu}_t^\top \mathbf{y}_t + \boldsymbol{\eta}_t^\top \mathbf{d}_t) \\ &= \boldsymbol{\mu}_t^\top (\mathbf{y}'_t - \mathbf{y}_t), \end{aligned} \quad (\text{E.8})$$

where the first inequality comes from the feasibility of $\boldsymbol{\mu}_t$ and $\boldsymbol{\eta}_t^\top$ to D-LP(\mathbf{y}'_t) and the maximality of the objective value of this dual problem, the second line comes from the strong duality of LP(\mathbf{y}_t), and the last equality is by direct calculation.

Furthermore, (E.8) implies that any dual optimal solution $\boldsymbol{\mu}_t$ is one subgradient of (E.4) with respect to \mathbf{y}_t . To show \mathbf{g}_t is a subgradient, we need to verify that \mathbf{g}_t is a dual optimal solution to (E.4). We note that $g_{t,i} = \lambda_{t,i} \cdot \mathbb{1}_{\{(\mathbf{d}_t^c)_i = y_{t,i}\}}$, where $\lambda_{t,i}$ is optimal solution to

$$\begin{aligned} \text{D-OLP}(\mathbf{y}_t) &= \max_{\lambda_{t,i}, \pi_{t,i}} \boldsymbol{\lambda}_t^\top \mathbf{d}_t^c & (\text{E.9}) \\ \text{subject to } & \pi_{t,j} - \pi_{t,i} \leq c_{ij}, \text{ for all } i, j = 1, \dots, n, \\ & -\pi_{t,i} + \sum_{j=1}^n P_{t,ij} \pi_{t,j} + \lambda_{t,i} \leq -\sum_{j=1}^n l_{ij} P_{t,ij}, \text{ for all } i = 1, \dots, n, \\ & \lambda_{t,i} \leq 0, \text{ for all } i = 1, \dots, n. \end{aligned}$$

We now define $h_{t,i} = \lambda_{t,i} \cdot \mathbb{1}_{\{(\mathbf{d}_t^c)_i \neq y_{t,i}\}}$. Therefore, $\lambda_{t,i} = g_{t,i} + h_{t,i}$, and

$$\boldsymbol{\lambda}_t^\top \mathbf{d}_t^c = \sum_{i: (\mathbf{d}_t^c)_i = y_{t,i}} g_{t,i} y_{t,i} + \sum_{i: (\mathbf{d}_t^c)_i \neq y_{t,i}} h_{t,i} d_{t,i} = \mathbf{g}_t^\top \mathbf{y}_t + \mathbf{h}_t^\top \mathbf{d}_t.$$

Finally, since (E.9) and (E.4) share the same optimal objective function value, we have that \mathbf{g}_t is a dual optimal solution to (E.4). □

E.3 Proof of Theorem 4

LEMMA E.1. For any sequence of functions $\{f_1, f_2, \dots\}$ defined on a convex set \mathcal{K} and any initialization $\mathbf{x}_1 \in \mathcal{K}$, recursively define

$$\mathbf{x}_t = \Pi_{\mathcal{K}} \left(\mathbf{x}_{t-1} - \frac{\eta}{\sqrt{t}} \nabla f_{t-1}(\mathbf{x}_{t-1}) \right),$$

where $\Pi_{\mathcal{K}}(\cdot)$ is the projection function on \mathcal{K} . This algorithm is known as the projected online gradient descent algorithm. Suppose f_t 's are convex and \mathcal{K} is closed, bounded and convex. Let D be an upper bound for the diameter of \mathcal{K} , which satisfies

$$\|\mathbf{x} - \mathbf{y}\|_2 \leq D, \text{ for all } \mathbf{x}, \mathbf{y} \in \mathcal{K},$$

and G be an upper bound on the norm of the subgradients of f_t 's, i.e., $\|\nabla f_t(\mathbf{x})\|_2 \leq G$ for all $\mathbf{x} \in \mathcal{K}$ and $t \geq 1$. Then, with $\eta = D/G$, the online gradient descent guarantees the following for all $T \geq 1$:

$$\sum_{t=1}^T f_t(\mathbf{x}_t) - \min_{\mathbf{x}^* \in \mathcal{K}} f_t(\mathbf{x}^*) \leq 3DG\sqrt{T}.$$

Proof of Lemma E.1. The Projected Online Gradient Descent algorithm is a well-established online convex optimization algorithm. This is a standard theoretical performance guarantee for the online gradient descent algorithm, we refer to Theorem 3.1 in Hazan (2022) for the proof. \square

Proof of Theorem 4. By the Lipschitz property in Lemma 1, we know that the subgradient norms can be bounded by

$$\|\mathbf{g}\|_2 \leq n^2(\max_{i,j} c_{ij} + \max_{i,j} l_{ij}).$$

On the other hand, for any two points $\mathbf{x}, \mathbf{y} \in \Delta_{n-1}$, $\|\mathbf{x} - \mathbf{y}\|_2 \leq \|\mathbf{x}\|_2 + \|\mathbf{y}\|_2 \leq 2$. By Lemma 3, we have the convexity of $\tilde{C}_t(\mathbf{x}_t(\mathbf{S}), \mathbf{S}, \mathbf{d}_t, \mathbf{P}_t)$, and thus we invoke the convergence rate of online gradient descent in Lemma E.1 to obtain that

$$\sum_{t=1}^T \tilde{C}_t(\mathbf{x}_{t+1}(\mathbf{S}_t), \mathbf{S}_t, \mathbf{d}_t, \mathbf{P}_t) \leq \min_{\mathbf{S} \in \Delta_{n-1}} \sum_{t=1}^T \tilde{C}_t(\mathbf{x}_t(\mathbf{S}), \mathbf{S}, \mathbf{d}_t, \mathbf{P}_t) + 6n^2 \left(\max_{i,j} c_{ij} + \max_{i,j} l_{ij} \right) \cdot \sqrt{T} \quad (\text{E.10})$$

holds for all $\mathbf{d}_t \in [0, 1]^n$ and transition probability matrix \mathbf{P}_t for all $t = 1, \dots, T$.

In addition, by the approximation error in Lemma 2, one can show

$$\left| \tilde{C}_t(\mathbf{x}_t(\mathbf{S}_{t-1}), \mathbf{S}_t, \mathbf{d}_t, \mathbf{P}_t) - \tilde{C}_t(\mathbf{x}_{t+1}(\mathbf{S}_t), \mathbf{S}_t, \mathbf{d}_t, \mathbf{P}_t) \right| \leq \left(\max_{ij} c_{ij} \right) \|\mathbf{S}_{t-1} - \mathbf{S}_t\|_1 \quad (\text{E.11})$$

for all $t = 1, \dots, T$. We first notice that $\mathbf{S}_{t+1} = \Pi_{\Delta_{n-1}}(\mathbf{S}_t - \frac{1}{\sqrt{t}}\mathbf{g}_t)$, and thus by triangle inequality, we have

$$\begin{aligned} \|\mathbf{S}_{t+1} - \mathbf{S}_t\|_1 &\leq \|\mathbf{S}_{t+1} - \mathbf{S}_t + \frac{1}{\sqrt{t}}\mathbf{g}_t\|_1 + \|\frac{1}{\sqrt{t}}\mathbf{g}_t\|_1 \\ &\leq \sqrt{n}\|\mathbf{S}_{t+1} - \mathbf{S}_t + \frac{1}{\sqrt{t}}\mathbf{g}_t\|_2 + \sqrt{n}\|\frac{1}{\sqrt{t}}\mathbf{g}_t\|_2 \\ &\leq \sqrt{n}\|\mathbf{S}_t - \mathbf{S}_t + \frac{1}{\sqrt{t}}\mathbf{g}_t\|_2 + \sqrt{n}\|\frac{1}{\sqrt{t}}\mathbf{g}_t\|_2 \\ &= 2\frac{\sqrt{n}}{\sqrt{t}}\|\mathbf{g}_t\|_2, \end{aligned}$$

where the first line is by the triangle inequality, the second line follows from the fact that $\|\mathbf{z}\|_1 \leq \sqrt{n}\|\mathbf{z}\|_2$ for any n -dimensional vector \mathbf{z} , the third line follows from the projection definition and the minimality of distance, and the last line is by direct calculation. Since $\sum_{t=1}^T \frac{1}{\sqrt{t}} \leq \sum_{t=1}^T \frac{2}{\sqrt{t} + \sqrt{t-1}} = 2 \sum_{t=1}^T (\sqrt{t} - \sqrt{t-1}) = 2\sqrt{T}$, it follows that

$$\sum_{t=1}^T \|\mathbf{S}_{t-1} - \mathbf{S}_t\|_1 \leq 4n^{5/2}\sqrt{T} \left(\max_{i,j} c_{ij} + \max_{i,j} l_{ij} \right). \quad (\text{E.12})$$

Next, combining (E.10), (E.11) and (E.12), we can show (34) by

$$\begin{aligned} \sum_{t=1}^T \tilde{C}_t(\mathbf{x}_t(\mathbf{S}_{t-1}), \mathbf{S}_t, \mathbf{d}_t, \mathbf{P}_t) &\leq \sum_{t=1}^T \tilde{C}_t(\mathbf{x}_{t+1}(\mathbf{S}_t), \mathbf{S}_t, \mathbf{d}_t, \mathbf{P}_t) + \left(\max_{ij} c_{ij} \right) \sum_{t=1}^T \|\mathbf{S}_{t-1} - \mathbf{S}_t\|_1 \\ &\leq \sum_{t=1}^T \tilde{C}_t(\mathbf{x}_{t+1}(\mathbf{S}_t), \mathbf{S}_t, \mathbf{d}_t, \mathbf{P}_t) + 4n^{5/2}\sqrt{T} \left(\max_{i,j} c_{ij} + \max_{i,j} l_{ij} \right)^2 \\ &\leq \min_{\mathbf{S} \in \Delta_{n-1}} \sum_{t=1}^T \tilde{C}_t(\mathbf{x}_t(\mathbf{S}), \mathbf{S}, \mathbf{d}_t, \mathbf{P}_t) + (6n^2 + 4n^{5/2})\sqrt{T} \left(\max_{i,j} c_{ij} + \max_{i,j} l_{ij} \right)^2, \end{aligned}$$

where the first line is obtained by (E.11), the second line follows from (E.12), and the last line is obtained by (E.10). Next, we prove that if the demand and transition probability pairs $\{(\mathbf{d}_t, \mathbf{P}_t)\}_{t=1}^T$ are i.i.d., (35) holds. To see this, we have

$$\mathbb{E} \left[\min_{\mathbf{S} \in \Delta_{n-1}} \sum_{t=1}^T \tilde{C}_t(\mathbf{x}_t(\mathbf{S}), \mathbf{S}, \mathbf{d}_t, \mathbf{P}_t) \right] \leq \min_{\mathbf{S} \in \Delta_{n-1}} T \mathbb{E} \left[\tilde{C}_1(\mathbf{x}_1(\mathbf{S}), \mathbf{S}, \mathbf{d}_1, \mathbf{P}_1) \right]$$

by Jensen's inequality, and then (35) is obtained by taking expectation in both sides of (34). \square

Appendix F Lipschitz Bandits-based Repositioning Algorithm

F.1 LipBR Algorithm

In Algorithm F.1, we define the mean reward to be the negative of the mean cost (see line 12). In this way, we keep the notation similar to the literature. The identified arm with the highest upper confidence bound in line 4 is essentially the arm with the lowest lower confidence bound in terms of the mean cost. At line 13 of Algorithm F.1, we update the memory point \mathbf{m}_k for arm k to be the inventory level at the end of this epoch (or the beginning of the next time stamp).

F.2 Key Concentration Inequalities

We introduce some notions to facilitate the analysis of base-stock repositioning policies. We denote the t -th period expected modified cost conditioning on the state \mathbf{x}_t under the base-stock repositioning policy $\pi_{\mathbf{S}}$ by

$$\mathcal{C}^{\mathbf{S}}(\mathbf{x}_t) := \mathbb{E} \left[\tilde{C}_t^{\mathbf{S}}(\mathbf{x}_t) \mid \mathbf{x}_t \right] = \mathbb{E}_{(\mathbf{d}, \mathbf{P}) \sim \mu} [\tilde{C}(\mathbf{x}, \mathbf{S}, \mathbf{d}, \mathbf{P}) \mid \mathbf{x} = \mathbf{x}_t]. \quad (\text{F.2})$$

DEFINITION F.1 (LOSS AND BIAS). Given initial state $\mathbf{x}_1 = \mathbf{x}$ and a base-stock level $\mathbf{S} \in \Delta_{n-1}$, we denote the Markov Decision Process incurred by applying the base-stock repositioning policy $\pi^{\mathbf{S}}$ as $\mathcal{M}(\mathbf{S}, \mathbf{x})$. The loss $\lambda^{\mathbf{S}}(\mathbf{x})$ and bias $\beta^{\mathbf{S}}(\mathbf{x})$ of MDP $\mathcal{M}(\mathbf{S}, \mathbf{x})$ are respectively defined as follows.

$$\lambda^{\mathbf{S}}(\mathbf{x}) := \mathbb{E} \left[\lim_{T \rightarrow \infty} \frac{1}{T} \sum_{t=1}^T \mathcal{C}^{\mathbf{S}}(\mathbf{x}_t) \mid \mathbf{x}_1 = \mathbf{x} \right], \beta^{\mathbf{S}}(\mathbf{x}) := \mathbb{E} \left[\lim_{T \rightarrow \infty} \sum_{t=1}^T \mathcal{C}^{\mathbf{S}}(\mathbf{x}_t) - \lambda^{\mathbf{S}}(\mathbf{x}_t) \mid \mathbf{x}_1 = \mathbf{x} \right].$$

REMARK 8. The definitions of loss and bias follow the notation in Puterman (2014, Section 8.2). The loss $\lambda^{\mathbf{S}}(\mathbf{x})$ and the bias $\beta^{\mathbf{S}}(\mathbf{x})$ are generally well-defined in the Markov decision process with finite state space and finite action space. For general state space, we caution that the two limits might not exist. However, since the state space and action space are both bounded in our model, one can discretize the state and action space to arbitrary accuracy ϵ , and our regret analysis does not rely on the discretization accuracy. Therefore, similar to the treatment in Agrawal and Jia (2022), we ignore this technicality in the learning problem.

LEMMA F.1. Given any base-stock repositioning policy \mathbf{S} , any starting state \mathbf{x}_1 and a positive integer N , then for any $\epsilon \in (0, 1)$, with probability $1 - \epsilon$,

$$\left| \frac{1}{N} \sum_{t=1}^N \tilde{C}_t^{\mathbf{S}} - \lambda^{\mathbf{S}}(\mathbf{x}_1) \right| \leq \frac{\max_{i,j} \{c_{ij}\}}{N} + \sqrt{\frac{2}{N} \log \left(\frac{4}{\epsilon} \right)} \left[6 \max_{i,j} c_{ij} + 2nU \max_{i,j} l_{ij} \right]. \quad (\text{F.3})$$

Algorithm F.1 LipBR: Lipschitz Bandits-based Repositioning Algorithm**Require:** Time horizon T , unit lost sales cost l_{ij} and unit repositioning cost c_{ij}

- 1: Pick discretization accuracy δ and upper confidence bound coefficient H and then create $K = O(1/\delta^{N-1})$ arms to form a δ -covering set of Δ_{n-1} ;
- 2: **Initialization:** for $k = 1, \dots, K$, set the upper confidence bound $\text{UB}_k = \infty$; set the memory point $m_k = n^{-1} \mathbf{1}_N$; set the epoch length $N_k = 2$, $t \leftarrow 1$;
- 3: **for** epoch $i = 1, 2, \dots$, **do**
- 4: Identify an arm $k^{(i)}$ with the highest upper confidence bound $k \in \arg \max_j \text{UB}_j$;
- 5: **for** iteration $j = 1, 2, \dots, N_{k^{(i)}}$ **do**
- 6: **if** $t > T$ **then**
- 7: End
- 8: **end if**
- 9: Reposition inventory level to $\mathbf{S}_{k^{(i)}}$, observe the censored demand and calculate the pseudo modified cost \tilde{C}'_t as

$$\tilde{C}'_t = \begin{cases} \tilde{L}(\mathbf{S}_{a_t}, \mathbf{d}_t, \mathbf{P}_t) + M(\mathbf{S}_{a_t} - \mathbf{m}_{a_t}) & \text{if } a_t \neq a_{t-1}; \\ \tilde{C}_t & \text{otherwise.} \end{cases} \quad (\text{F.1})$$
- 10: Update: $t \leftarrow t + 1$;
- 11: **end for**
- 12: Update: upper confidence bound $\text{UB}_{k^{(i)}} = \bar{\mu}_{k^{(i)}} + H \sqrt{\frac{\log(T)}{\tau_{k^{(i)}}}}$, where $\tau_{k^{(i)}} = \sum_{l=1}^t \mathbb{1}\{a_l = k^{(i)}\}$, $\bar{\mu}_{k^{(i)}} = -\frac{1}{\tau_{k^{(i)}}} \sum_{l=1}^t \mathbb{1}\{a_l = k^{(i)}\} \tilde{C}'_l$;
- 13: Update: memory point $\mathbf{m}_{k^{(i)}} \leftarrow \mathbf{x}_t$; epoch length $N_{k^{(i)}} \leftarrow 2N_{k^{(i)}}$; total epoch count $i \leftarrow i + 1$;
- 14: **end for**

In the process of proving Lemma F.1, we also establish the following two intermediate concentration inequalities, Lemma F.2 and Lemma F.3.

LEMMA F.2. *Given a base-stock repositioning level \mathbf{S} and a positive integer N , for any $\mathbf{x}_1 \in \Delta_{n-1}$, then for any $\epsilon \in (0, 1)$, with probability $1 - \epsilon/2$,*

$$\left| \frac{1}{N} \sum_{t=1}^N \mathcal{C}^{\mathbf{S}}(\mathbf{x}_t) - \lambda^{\mathbf{S}}(\mathbf{x}_1) \right| \leq \frac{\max_{i,j} \{c_{ij}\}}{N} + 2\sqrt{\frac{2}{N} \log\left(\frac{4}{\epsilon}\right) \max_{i,j} \{c_{ij}\}}.$$

LEMMA F.3. *Given an upper bound for the demand level U and a positive integer N , then for any base-stock level \mathbf{S} , with probability $1 - \epsilon/2$,*

$$\left| \frac{1}{N} \sum_{t=1}^N \mathcal{C}^{\mathbf{S}}(\mathbf{x}_t) - \frac{1}{N} \sum_{t=1}^N \tilde{C}_t^{\mathbf{S}} \right| \leq \sqrt{\frac{2}{N} \log\left(\frac{4}{\epsilon}\right) \left[4 \max_{i,j} \{c_{ij}\} + 2nU \max_{i,j} l_{ij} \right]}.$$

One implication of the concentration results is that we can control the difference between the regret and the pseudoregret. Specifically, we have the following bound in Corollary F.1,

COROLLARY F.1. *With probability $1 - T^{-2}$, the difference of the regret and the pseudoregret is bounded by*

$$|\text{Regret}(T) - \text{PseudoRegret}(T)| \leq O(n\sqrt{T \log T}),$$

In Corollary F.1, we present a bound of $O(n\sqrt{T \log T})$, and the index of T is $1/2$ ignoring logarithmic factors, which does not depend on the number of location n . This is dominated by the main regret bound $\tilde{O}(nT^{\frac{n}{n+1}})$ for $n > 1$ that we aim to prove. Therefore, it makes sense to base the online learning algorithm design on the pseudoregret, which has a more tractable benchmark cost $T\lambda^*$ compared to the original regret.

DEFINITION F.2 (FINITE HORIZON VALUE FUNCTION). For any $\mathbf{x} \in \Delta_{n-1}$ the finite horizon value function $V_T^{\mathbf{S}}(\mathbf{x})$ in time T of MDP $\mathcal{M}(\mathbf{S}, \mathbf{x})$ is defined as: $V_T^{\mathbf{S}}(\mathbf{x}) := \mathbb{E} \left[\sum_{t=1}^T \mathcal{C}^{\mathbf{S}}(\mathbf{x}_t) \mid \mathbf{x}_1 = \mathbf{x} \right]$.

LEMMA F.4. *For any $\mathbf{S} \in \Delta_{n-1}$ and $T > 0$, and $\mathbf{x}, \mathbf{x}' \in \Delta_{n-1}$, $V_T^{\mathbf{S}}(\mathbf{x}) - V_T^{\mathbf{S}}(\mathbf{x}') \leq 2 \max_{i,j} \{c_{ij}\}$.*

Proof of Lemma F.4. Only the repositioning cost on the first day is different between $V_T^{\mathbf{S}}(\mathbf{x})$ and $V_T^{\mathbf{S}}(\mathbf{x}')$ since the lost sales cost \tilde{L} does not depend on \mathbf{x} and only the demand and base stock level \mathbf{S} , therefore $V_T^{\mathbf{S}}(\mathbf{x}) - V_T^{\mathbf{S}}(\mathbf{x}') = M(\mathbf{S} - \mathbf{x}) - M(\mathbf{S} - \mathbf{x}')$. Let $\mathbf{1}_1 \in \Delta_{n-1}$ denote the inventory level that has all inventory 1 at location 1 and zero elsewhere, then by the sub-additivity of the repositioning cost (see Benjaafar et al. (2022, Lemma 2.3) for a proof), we have

$$M(\mathbf{S} - \mathbf{x}) - M(\mathbf{S} - \mathbf{x}') \leq M(\mathbf{x}' - \mathbf{x}) \tag{F.4}$$

$$\leq M(\mathbf{x}' - \mathbf{1}_1) + M(\mathbf{1}_1 - \mathbf{x}) \tag{F.5}$$

$$\leq 2 \max_{i,j} \{c_{ij}\}, \tag{F.6}$$

where (F.4) and (F.5) use sub-additivity, and the last inequality (F.6) is because the total inventory is bounded by 1 and total number of moved inventory from \mathbf{x} or \mathbf{x}' to $\mathbf{1}_1$ is at most 1. \square

LEMMA F.5. *For any $\mathbf{S}, \mathbf{x}, \mathbf{x}' \in \Delta_{n-1}$, $\lambda^{\mathbf{S}}(\mathbf{x}') = \lambda^{\mathbf{S}}(\mathbf{x}) =: \lambda^{\mathbf{S}}$.*

Proof of Lemma F.5. We note that $\lambda^{\mathbf{S}}(\mathbf{x}) = \lim_{T \rightarrow \infty} \frac{1}{T} V_T^{\mathbf{S}}(\mathbf{x})$. Therefore, by Lemma F.4 and the assumption that both limits exist (see Remark 8 in Section 4), we have

$$|\lambda^{\mathbf{S}}(\mathbf{x}) - \lambda^{\mathbf{S}}(\mathbf{x}')| = \left| \lim_{T \rightarrow \infty} \frac{1}{T} V_T^{\mathbf{S}}(\mathbf{x}) - \lim_{T \rightarrow \infty} \frac{1}{T} V_T^{\mathbf{S}}(\mathbf{x}') \right| \leq \lim_{T \rightarrow \infty} \frac{2 \max_{i,j} \{c_{ij}\}}{T} = 0.$$

Hence for any $\mathbf{x}, \mathbf{x}' \in \Delta_{n-1}$, $\lambda^{\mathbf{S}}(\mathbf{x}') = \lambda^{\mathbf{S}}(\mathbf{x})$. \square

LEMMA F.6. *For any $\mathbf{S}, \mathbf{x}, \mathbf{x}' \in \Delta_{n-1}$, $\beta^{\mathbf{S}}(\mathbf{x}') - \beta^{\mathbf{S}}(\mathbf{x}) \leq 2 \max_{i,j} \{c_{ij}\}$.*

Proof of Lemma F.6. From Lemma F.5, $\lambda^S(\mathbf{x}) = \lambda^S(\mathbf{x}') = \lambda^S$ for all t . Now by definition of $\beta^S(\mathbf{x})$ and $\beta^S(\mathbf{x}')$, we have

$$\beta^S(\mathbf{x}) = \mathbb{E} \left[\lim_{T \rightarrow \infty} \sum_{t=1}^T \mathcal{C}^S(\mathbf{x}_t) - \lambda^S \middle| \mathbf{x}_1 = \mathbf{x} \right] = \lim_{T \rightarrow \infty} V_T^S(\mathbf{x}) - T\lambda^S,$$

and

$$\beta^S(\mathbf{x}') = \mathbb{E} \left[\lim_{T \rightarrow \infty} \sum_{t=1}^T \mathcal{C}^S(\mathbf{x}_t) - \lambda^S \middle| \mathbf{x}_1 = \mathbf{x}' \right] = \lim_{T \rightarrow \infty} V_T^S(\mathbf{x}') - T\lambda^S.$$

We note that both of the above limits exist (see Remark 8 in Section 4), and hence by Lemma F.4,

$$\beta^S(\mathbf{x}) - \beta^S(\mathbf{x}') = \lim_{T \rightarrow \infty} (V_T^S(\mathbf{x}) - T\lambda^S) - \lim_{T \rightarrow \infty} (V_T^S(\mathbf{x}') - T\lambda^S) = \lim_{T \rightarrow \infty} V_T^S(\mathbf{x}) - V_T^S(\mathbf{x}') \leq 2 \max_{i,j} \{c_{ij}\}.$$

□

LEMMA F.7 (Puterman (2014), Theorem 8.2.6). *For any S , $\mathbf{x} \in \Delta_{n-1}$, the loss and bias have the following relation:*

$$\lambda^S(\mathbf{x}) = \mathcal{C}^S(\mathbf{x}) + \mathbb{E}_{\mathbf{x}' \sim \Pr(\cdot | \mathbf{x}, S)} [\beta^S(\mathbf{x}')] - \beta^S(\mathbf{x}), \quad (\text{F.7})$$

where $\Pr(\cdot | \mathbf{x}, S)$ is the probability distribution of the next state given that the previous state and repositioning level is (\mathbf{x}, S) .

LEMMA F.8 (Azuma-Hoeffding). *Let $\{(X_k, \mathcal{F}_k)\}_{k=1}^\infty$ be a martingale difference sequence in the sense that, for all $k \geq 1$,*

$$\mathbb{E}[|X_k|] < \infty \text{ and } \mathbb{E}[X_k | \mathcal{F}_{k-1}] = 0. \quad (\text{F.8})$$

Suppose there are constants $\{(a_k, b_k)\}_{k=1}^n$ such that $X_k \in [a_k, b_k]$ almost surely for all $k = 1, \dots, n$. Then, for all $\epsilon > 0$,

$$\Pr \left(\left| \sum_{k=1}^n X_k \right| \geq \epsilon \right) \leq 2 \exp \left(- \frac{2\epsilon^2}{\sum_{k=1}^n (a_k - b_k)^2} \right). \quad (\text{F.9})$$

F.3 Proof of Lemma F.2 and Proof of Lemma F.3

Proof of Lemma F.2.

$$\left| \left(\frac{1}{N} \sum_{t=1}^N \mathcal{C}^S(\mathbf{x}_t) \right) - \lambda^S(\mathbf{x}_1) \right| \quad (\text{F.10})$$

$$= \left| \frac{1}{N} \sum_{t=1}^N (\mathcal{C}^S(\mathbf{x}_t) - \lambda^S(\mathbf{x}_t)) \right| \quad (\text{F.11})$$

$$= \left| \frac{1}{N} \sum_{t=1}^N \mathcal{C}^S(\mathbf{x}_t) - (\mathcal{C}^S(\mathbf{x}_t) + \mathbb{E}_{\mathbf{x}' \sim \Pr(\cdot | \mathbf{x}_t, S)} [\beta^S(\mathbf{x}')] - \beta^S(\mathbf{x}_t)) \right| \quad (\text{F.12})$$

$$\leq \frac{2 \max\{c_{ij}\}}{N} + \left| \frac{1}{N} \sum_{t=1}^{N-1} (\beta^S(\mathbf{x}_{t+1}) - \mathbb{E}_{\mathbf{x}_{t+1} \sim \Pr(\cdot | \mathbf{x}_t, S)} [\beta^S(\mathbf{x}_{t+1})]) \right| \quad (\text{F.13})$$

Notice that equation (F.11) comes from the uniform loss result of Lemma F.5 that the loss function does not depend on the initial states. By Lemma F.7 we get equation (F.12). By Lemma F.6 we know that for any $\mathbf{S}, \mathbf{x}, \mathbf{x}' \in \Delta_{n-1}$, $\beta^{\mathbf{S}}(\mathbf{x}') - \beta^{\mathbf{S}}(\mathbf{x}) \leq 2 \max_{i,j} \{c_{ij}\}$, the difference between any two biases starting from two different states are bounded. Since if we start from a state which is in the state space $\mathbf{x}_1 \in \Delta_{n-1}$ all the following states are also in the state space Δ_{n-1} , we have that $|(\beta^{\mathbf{S}}(\mathbf{x}_1) - \mathbb{E}_{\mathbf{x}' \sim \mathcal{P}^{\mathbf{S}}(\mathbf{x}_N)}[\beta^{\mathbf{S}}(\mathbf{x}')])| \leq 2 \max_{i,j} \{c_{ij}\}$, therefore we get equation (F.13) by Lemma F.6. We define the stochastic process $\{\delta_t\}_{t=1}^{N-1}$ as $\delta_{t+1} := \beta^{\mathbf{S}}(\mathbf{x}_{t+1}) - \mathbb{E}_{\mathbf{x}' \sim \text{Pr}(\cdot|\mathbf{x}_t, \mathbf{S})}[\beta^{\mathbf{S}}(\mathbf{x}')]$. By the bounded bias result in Lemma F.6, $|\delta_t| \leq 2 \max\{c_{ij}\}$ for all t and thus it lies in $[-2 \max_{i,j} \{c_{ij}\}, 2 \max_{i,j} \{c_{ij}\}]$. Additionally, we have $\mathbb{E}[\delta_{t+1}|\mathbf{x}_t] = 0$. Therefore, $\{\delta_t\}_{t=2}^N$ is a martingale difference sequence with respect to the filtration formed by σ -fields $\sigma(\mathbf{x}_1, \dots, \mathbf{x}_k)$ for $k = 1, \dots, N$. By Azuma-Hoeffding inequality in Lemma F.8 we have that $\forall \Delta > 0$,

$$\Pr\left(\left|\sum_{t=2}^N \delta_t\right| \geq \Delta\right) \leq 2 \exp\left(-\frac{\Delta^2}{8(N-1)(\max_{i,j} \{c_{ij}\})^2}\right).$$

Therefore, by setting $\Delta = 2\sqrt{2(N-1) \log\left(\frac{4}{\epsilon}\right) \max_{i,j} \{c_{ij}\}}$, we obtain that with probability at least $1 - \epsilon/2$,

$$\left|\frac{1}{N} \sum_{t=1}^N \mathcal{C}^{\mathbf{S}}(\mathbf{x}_t) - \lambda^{\mathbf{S}}(\mathbf{x}_1)\right| \leq \frac{\max_{i,j} \{c_{ij}\}}{N} + \frac{1}{N} 2\sqrt{2(N-1) \log\left(\frac{4}{\epsilon}\right) \max_{i,j} \{c_{ij}\}} \quad (\text{F.14})$$

$$\leq \frac{\max_{i,j} \{c_{ij}\}}{N} + 2\sqrt{\frac{2}{N} \log\left(\frac{4}{\epsilon}\right) \max_{i,j} \{c_{ij}\}} \quad (\text{F.15})$$

□

Proof of Lemma F.3. For $t = 1, \dots, N$, let \mathcal{F}_t denote the σ -field formed by $\{(\mathbf{x}_\tau, \mathbf{d}_\tau, \mathbf{P}_\tau)\}_{\tau=1}^t$ and let \mathcal{F}_0 be the σ -field formed by \mathbf{x}_1 . By the definition in (6), the cost $C_t^{\mathbf{S}}$ is decided by $\mathbf{S}, \mathbf{x}_t, \mathbf{d}_t, \mathbf{P}_t$ and thus it is measurable with respect to \mathcal{F}_t . Furthermore, we define $\delta_t = \tilde{C}_t^{\mathbf{S}} - \mathcal{C}^{\mathbf{S}}(\mathbf{x}_t)$, then δ_t is also measurable with respect to \mathcal{F}_t . The expectation $\mathbb{E}[|\delta_t|] \leq \mathbb{E}[|\tilde{C}_t^{\mathbf{S}}| + |\mathcal{C}^{\mathbf{S}}(\mathbf{x}_t)|] \leq 2(2 \max_{i,j} \{c_{ij}\} + nU \max_{i,j} l_{ij}) =: H$, where the bounds on repositioning cost and lost sales cost follow from the same argument as in (A.1) and (F.6), respectively. Clearly, $\mathbb{E}[\delta_1|\mathcal{F}_0] = 0$. Furthermore, because \mathbf{x}_t is decided by $\mathbf{x}_{t-1}, \mathbf{d}_{t-1}, \mathbf{P}_{t-1}$ due to the state update equation (1) and the randomness in $C_t^{\mathbf{S}}$ comes from $\mathbf{x}_t, \mathbf{d}_t, \mathbf{P}_t$, we have for $t = 2, \dots, N$,

$$\mathbb{E}[\tilde{C}_t^{\mathbf{S}}|\mathcal{F}_{t-1}] = \mathbb{E}[\tilde{C}_t^{\mathbf{S}}|\mathbf{x}_{t-1}, \mathbf{d}_{t-1}, \mathbf{P}_{t-1}] = \mathbb{E}[\tilde{C}_t^{\mathbf{S}}|\mathbf{x}_t] = \mathcal{C}^{\mathbf{S}}(\mathbf{x}_t).$$

Therefore, $\mathbb{E}[\delta_t|\mathcal{F}_{t-1}] = \mathbb{E}[\mathbb{E}[\tilde{C}_t^{\mathbf{S}}|\mathcal{F}_{t-1}] - \mathcal{C}^{\mathbf{S}}(\mathbf{x}_t)|\mathcal{F}_{t-1}] = \mathbb{E}[\tilde{C}_t^{\mathbf{S}}(\mathbf{x}_t) - \mathcal{C}^{\mathbf{S}}(\mathbf{x}_t)|\mathcal{F}_{t-1}] = 0$. We thus have shown that $\{\delta_t\}_{t=1}^N$ is a martingale difference sequence. By the Azuma-Hoeffding inequality in Lemma F.8, we have

$$\Pr\left(\left|\sum_{t=2}^N \delta_t\right| \geq \Delta\right) \leq 2 \exp\left(-\frac{\Delta^2}{2(N-1)H^2}\right),$$

where $H = 4 \max_{i,j} \{c_{ij}\} + 2nU \max_{i,j} l_{ij}$. Therefore, by setting $\Delta = \sqrt{2(N-1) \log\left(\frac{4}{\epsilon}\right) H}$, we obtain that with probability at least $1 - \epsilon/2$, $\left|\frac{1}{N} \sum_{t=1}^N \mathcal{C}^{\mathbf{S}}(\mathbf{x}_t) - \frac{1}{N} \sum_{t=1}^N \tilde{C}_t^{\mathbf{S}}\right| \leq \sqrt{\frac{2}{N} \log\left(\frac{4}{\epsilon}\right) H}$. □

F.4 Proof of Lemma F.1 and Proof of Corollary F.1

Proof of Lemma F.1. According to Lemma F.2, Lemma F.3 and the union bound inequality, we have that with probability $1 - \epsilon$,

$$\begin{aligned} \left| \frac{1}{N} \sum_{t=1}^N C_t^{\mathbf{S}} - \lambda^{\mathbf{S}}(\mathbf{x}_1) \right| &\leq \frac{1}{N} \left| \sum_{t=1}^N C_t^{\mathbf{S}} - \sum_{t=1}^N C^{\mathbf{S}}(\mathbf{x}_t) \right| + \frac{1}{N} \left| \sum_{t=1}^N C^{\mathbf{S}}(\mathbf{x}_t) - \lambda^{\mathbf{S}}(\mathbf{x}_1) \right| \\ &\leq \frac{\max_{i,j} \{c_{ij}\}}{N} + 2\sqrt{\frac{2}{N} \log\left(\frac{4}{\epsilon}\right)} \max_{i,j} \{c_{ij}\} \\ &\quad + \sqrt{\frac{2}{N} \log\left(\frac{4}{\epsilon}\right)} \left[4 \max_{i,j} \{c_{ij}\} + 2nU \max_{i,j} l_{ij} \right] \\ &= \frac{\max_{i,j} \{c_{ij}\}}{N} + \sqrt{\frac{2}{N} \log\left(\frac{4}{\epsilon}\right)} \left[6 \max_{i,j} \{c_{ij}\} + 2nU \max_{i,j} l_{ij} \right]. \end{aligned}$$

□

Proof of Corollary F.1. Let $B := \frac{\max_{i,j} \{c_{ij}\}}{T} + \sqrt{\frac{2}{T} \log\left(\frac{4}{\epsilon}\right)} [6 \max_{i,j} \{c_{ij}\} + 2nU \max_{i,j} l_{ij}]$. On the one hand, we have

$$\min_{\mathbf{S} \in \Delta_{n-1}} \frac{1}{T} \mathbb{E} \left[\sum_{t=1}^T \tilde{C}_t^{\mathbf{S}} \mid \mathbf{x}_1 \right] \leq \frac{1}{T} \mathbb{E} \left[\sum_{t=1}^T \tilde{C}_t^{\mathbf{S}^*} \mid \mathbf{x}_1 \right] \leq \lambda^{\mathbf{S}^*} + B \text{ with probability } 1 - \epsilon, \quad (\text{F.16})$$

where the first inequality is by definition of $\min_{\mathbf{S} \in \Delta_{n-1}}$ and the second inequality follows from Lemma F.1.

On the other hand, for some $\mathbf{S}^{(T)} \in \Delta_{n-1}$, it holds that $\min_{\mathbf{S} \in \Delta_{n-1}} \frac{1}{T} \mathbb{E} \left[\sum_{t=1}^T \tilde{C}_t^{\mathbf{S}} \mid \mathbf{x}_1 \right] = \frac{1}{T} \mathbb{E} \left[\sum_{t=1}^T \tilde{C}_t^{\mathbf{S}^{(T)}} \mid \mathbf{x}_1 \right]$. By Lemma F.1, it holds with probability $1 - \epsilon$ that $\frac{1}{T} \mathbb{E} \left[\sum_{t=1}^T \tilde{C}_t^{\mathbf{S}^{(T)}} \mid \mathbf{x}_1 \right] \geq \lambda^{\mathbf{S}^{(T)}} - B \geq \lambda^* - B$, and thus

$$\min_{\mathbf{S} \in \Delta_{n-1}} \frac{1}{T} \mathbb{E} \left[\sum_{t=1}^T \tilde{C}_t^{\mathbf{S}} \mid \mathbf{x}_1 \right] \geq \lambda^* - B. \quad (\text{F.17})$$

Combining (F.16) and (F.17), we have with probability $1 - 2\epsilon$ that

$$\left| \min_{\mathbf{S} \in \Delta_{n-1}} \frac{1}{T} \mathbb{E} \left[\sum_{t=1}^T \tilde{C}_t^{\mathbf{S}} \mid \mathbf{x}_1 \right] - \lambda^* \right| \leq B.$$

Plugging in $\epsilon = T^{-2}/2$ and multiplying both sides of the inequality by a constant T , it follows that with probability $1 - T^{-2}$,

$$\begin{aligned} |\text{Regret}(T) - \text{PseudoRegret}(T)| &= \left| \min_{\mathbf{S} \in \Delta_{n-1}} \mathbb{E} \left[\sum_{t=1}^T \tilde{C}_t^{\mathbf{S}} \mid \mathbf{x}_1 \right] - T\lambda^* \right| \\ &\leq TB|_{\epsilon=T^{-2}/2} \\ &\leq \max_{i,j} \{c_{ij}\} + \sqrt{2T \log(2) + 4T \log T} \left[6 \max_{i,j} \{c_{ij}\} + 2nU \max_{i,j} l_{ij} \right] \\ &= O(\sqrt{T \log T}). \end{aligned}$$

Thus we can conclude our proof. □

F.5 Proof of Lemma F.9

LEMMA F.9 (Bound on Covering Number). *The covering number of Δ_{n-1} is at the scale of $\mathcal{O}(\frac{1}{\delta^{n-1}})$ under ℓ_1 norm.*

Proof of Lemma F.9. We start by bound the covering number of the probability simplex Δ_{n-1} under ℓ_1 norm. Given any $\delta \in (0, \frac{1}{2})$, denote the set of all solutions to (F.18) by \mathcal{K}_δ ,

$$k_1 + k_2 + \dots + k_n = \left\lfloor \frac{1}{\delta} \right\rfloor, k_1, \dots, k_n \geq 0 \text{ are integers.} \quad (\text{F.18})$$

For any $\mathbf{x} \in \Delta_{n-1}$, $(\lfloor \frac{x_1}{\delta} \rfloor, \dots, \lfloor \frac{x_{n-1}}{\delta} \rfloor, \lfloor \frac{1}{\delta} \rfloor - \sum_{k=1}^{n-1} \lfloor \frac{x_k}{\delta} \rfloor)$ is also a solution in \mathcal{K}_δ , and let it be denoted by (k_1, \dots, k_n) .

The ℓ_1 distance between (x_1, \dots, x_n) and $\delta \mathbf{k}$ where $\mathbf{k} := (k_1, \dots, k_n)$ can be bounded as follows, $\|\mathbf{x} - \delta \mathbf{k}\|_1 \leq (n-1)\delta + \delta + (n-1)\delta = (2n-1)\delta$.

We then bound the cardinality of the set \mathcal{K}_δ . The combinatorics explanation of (F.18) is that: each solution in \mathcal{K} corresponds to a way of inserting $n-1$ dividers to a line of length $\lfloor \frac{1}{\delta} \rfloor + n$. There are $\lfloor \frac{1}{\delta} \rfloor + n - 1$ gaps to put $n-1$ dividers and therefore the total number of distinct nonnegative integer solution to (F.18) is $\binom{\lfloor \frac{1}{\delta} \rfloor + n - 1}{n-1}$ which is at the scale of $\mathcal{O}(\frac{1}{\delta^{n-1}})$ ignoring multiplicative factors of n that are independent of δ . Therefore, for \mathcal{A}_δ , it can also be covered by $\mathcal{O}(\frac{1}{\delta^{n-1}})$ balls of radius δ under ℓ_1 norm. Lastly, because covering number and packing number are the same up to constant factors (Wainwright 2019, Lemma 5.5), we conclude that the packing number is also at the scale of $\mathcal{O}(\frac{1}{\delta^{n-1}})$. \square

F.6 Proof of Lemma F.10

LEMMA F.10. *The loss λ^S is η -Lipschitz in \mathcal{S} in the sense that $|\lambda^S - \lambda^{S'}| \leq \eta \|\mathcal{S} - \mathcal{S}'\|_1$ for all $\mathcal{S}, \mathcal{S}' \in \Delta_{n-1}$, where the Lipschitz constant is $\eta = \max_{ij} l_{ij} + 6 \max_{ij} c_{ij}$.*

Proof of Lemma F.10. We prove the Lipschitz property by comparing the loss of policy \mathcal{S} and $\mathcal{S} + \mathbf{\Delta}$ for any $\mathbf{\Delta}$ such that $\sum_i \Delta_i = 0$ and $\|\mathbf{\Delta}\|_1 = \delta$. Since the loss doesn't depend on the initial states, we will compare the value of $\lambda^S(\mathcal{S})$ and $\lambda^{\mathcal{S}+\mathbf{\Delta}}(\mathcal{S} + \mathbf{\Delta})$. Recall that the loss is defined in definition F.1 as follows:

$$\lambda^S(\mathbf{x}) := \mathbb{E} \left[\lim_{T \rightarrow \infty} \frac{1}{T} \sum_{t=1}^T C^S(\mathbf{x}_t) \mid \mathbf{x}_1 = \mathbf{x} \right]$$

where \mathbf{x} is the initial state and \mathbf{x}_t is the state in the beginning of each time period. Notice that since at the end of each time period, we reposition the system to the same inventory level, the expected cost in each time period $\mathbb{E}[C^S(\mathbf{x}_t)]$ is exactly the same as the loss in the first time period. Therefore, we only need to compare the loss in the first time period. Recall that

$$\begin{aligned} C^S(\mathbf{x}_t) &= \mathbb{E} \left[\tilde{C}_t^S(\mathbf{x}_t) \mid \mathbf{x}_t \right] = \mathbb{E} \left[\tilde{L}(\mathcal{S}, \mathbf{d}_t, \mathbf{P}_t) + M(\mathcal{S} - \mathbf{x}_t) \mid \mathbf{x}_t \right] \\ &= \mathbb{E} \left[L(\mathcal{S}, \mathbf{d}_t, \mathbf{P}_t) - \sum_{i=1}^n \sum_{j=1}^n l_{ij} P_{t,ij} d_{t,i} + M(\mathcal{S} - \mathbf{x}_t) \mid \mathbf{x}_t \right] \end{aligned} \quad (\text{F.19})$$

Since the expectation of the second term $\mathbb{E} \left[\sum_{i=1}^n \sum_{j=1}^n l_{ij} P_{t,ij} d_{t,i} \right]$ is the same for any policy,

$$\begin{aligned} \mathcal{C}^{S+\Delta}(\mathbf{S} + \Delta) - \mathcal{C}^S(\mathbf{S}) &= \mathbb{E} \left[L(\mathbf{S} + \Delta, \mathbf{d}_t, \mathbf{P}_t) + M(\mathbf{S} + \Delta - \mathbf{x}_t) \mid \mathbf{x}_t = [\mathbf{S} + \Delta - \mathbf{d}_{t-1}]^+ + \mathbf{P}_t^\top \min(\mathbf{S}, \mathbf{d}_t) \right] \\ &\quad - \mathbb{E} \left[L(\mathbf{S}, \mathbf{d}_t, \mathbf{P}_t) + M(\mathbf{S} + \Delta - \mathbf{x}_t) \mid \mathbf{x}_t = [\mathbf{S} - \mathbf{d}_{t-1}]^+ + \mathbf{P}_t^\top \min(\mathbf{S}, \mathbf{d}_t) \right] \end{aligned} \quad (\text{F.20})$$

For the lost sales cost,

$$\mathbb{E} \left[\sum_{i=1}^n \sum_{j=1}^n l_{ij} \cdot P_{t,ij} (d_{t,i} - S_i)^+ - \sum_{i=1}^n \sum_{j=1}^n l_{ij} \cdot P_{t,ij} (d_{t,i} - S_i - \Delta_i)^+ \right] \leq \sum_{i=1}^n \sum_{j=1}^n l_{ij} P_{t,ij} \Delta_i = \sum_{i=1}^n l_{ij} \Delta_i \leq \|\Delta\|_1 \max l_{ij},$$

where the first inequality is because of the Lipschitz property of the function $x^+ := \max\{x, 0\}$

For the repositioning costs, the differences are bounded by

$$M(\Delta + [\mathbf{S} + \Delta - \mathbf{d}_{t-1}]^+ + \mathbf{P}_t^\top \min(\mathbf{S} + \Delta, \mathbf{d}_t) - [\mathbf{S} - \mathbf{d}_{t-1}]^+ - \mathbf{P}_t^\top \min(\mathbf{S}, \mathbf{d}_t)) \leq 6\|\Delta\|_1 \max_{ij} c_{ij},$$

because one can show that $M(\mathbf{x}) \leq \max_{ij} c_{ij} \|\mathbf{x}\|_1$ and by Lipschitz properties of $[x]^+$ and \min ,

$$\|\Delta + [\mathbf{S} + \Delta - \mathbf{d}_{t-1}]^+ + \mathbf{P}_t^\top \min(\mathbf{S} + \Delta, \mathbf{d}_t) - [\mathbf{S} - \mathbf{d}_{t-1}]^+ - \mathbf{P}_t^\top \min(\mathbf{S}, \mathbf{d}_t)\|_1 \leq 3\|\Delta\|_1.$$

To conclude, we have $\lambda^{S+\Delta}(\mathbf{S} + \Delta) - \lambda^S(\mathbf{S}) \leq (\max_{ij} l_{ij} + 6 \max_{ij} c_{ij}) \|\Delta\|_1$. \square

F.7 Proof of Theorem 6

Proof of Theorem 6. From inequality (F.1), we can rewrite the pseudoregret as

$$\text{PseudoRegret} = \sum_{t=1}^T \mathbb{E}[\tilde{C}_t(\mathbf{x}_t)] - T\lambda^* \leq \underbrace{\sum_{t=1}^T \mathbb{E}[\tilde{C}'_t(\mathbf{x}_t)] - T\lambda^*}_{\text{Regret Part (I)}} + \underbrace{\sum_{t=2}^T \mathbb{1}\{a_{l-1} \neq a_l\} M(\mathbf{m}_{a_l} - \mathbf{x}_t)}_{\text{Regret Part (II)}}. \quad (\text{F.21})$$

Regret (II) is at most $O(K \log(T/K))$ here are at most $\log(T/K)$ epochs for each arm and the total number of epochs is at most $K \log(T/K)$ epochs, and we will show it is dominated. For notational simplicity, we define $R(t; k) = \sum_{\tau=1}^t \mathbb{1}\{a_\tau = k\} \mathbb{E}[\tilde{C}'_\tau(\mathbf{x}_\tau)] - t\lambda^*$ be the total regret of all the time periods that arm k is pulled till time t . Let $n_t(k) = \sum_{\tau=1}^t \mathbb{1}\{a_\tau = k\}$ be the total number of time periods that arm k is pulled till time t . Let $\Sigma_t(k) = \sum_{\tau=1}^t \mathbb{1}\{a_\tau = k\} \tilde{C}'_\tau(\mathbf{x}_\tau)$ be the sum of costs of arm k till time t . According to Lemma F.1, by setting $\epsilon = T^{-2}/K$ and union bound, and

$$H = 2(6 \max_{i,j} c_{ij} + 2nU \max_{i,j} l_{ij}),$$

we have that with probability $1 - T^{-2}$, the sum of observed costs and the loss for arm k ,

$$\left| \frac{1}{n_t(k)} \Sigma_t(k) - \lambda^{S_k}(\mathbf{x}_1) \right| \leq H \sqrt{\frac{\log(T/K)}{n_t(k)}}. \quad (\text{F.22})$$

Similarly, this also applies to the best arm k^* , with probability $1 - T^{-2}$ it holds that

$$\left| \frac{1}{n_t(k^*)} \Sigma_t(k^*) - \lambda^{\mathbf{S}_{k^*}}(\mathbf{x}_1) \right| \leq H \sqrt{\frac{\log(T/K)}{n_t(k^*)}}. \quad (\text{F.23})$$

Combining inequality (F.22) and (F.23), we have that with probability $1 - 2T^{-2}$

$$-\lambda^{\mathbf{S}_k}(\mathbf{x}_1) + 2H \sqrt{\frac{\log(T/K)}{n_t(k)}} \geq -\frac{1}{n_t(k)} \Sigma_t(k) + H \sqrt{\frac{\log(T/K)}{n_t(k)}}. \quad (\text{F.24})$$

We focus on one specific arm k and aim to bound the regret incurred when pulling arm k . We fix t to be the last time that arm k is selected by the upper-confidence-bound rule, i.e., the beginning of the last epoch pulling arm k . Note that at this time arm k 's upper confidence bound is higher than the upper confidence bound of the best arm k^* , therefore we have when t satisfies $n_t(k) = \frac{n_T(k)+1}{2}$,

$$-\frac{1}{n_t(k)} \Sigma_t(k) + H \sqrt{\frac{\log(T/K)}{n_t(k)}} \geq -\frac{1}{n_t(k^*)} \Sigma_t(k^*) + H \sqrt{\frac{\log(T/K)}{n_t(k^*)}} \quad (\text{F.25})$$

Combining inequality (F.24), inequality (F.25), and inequality (F.23), we have that with probability at least $1 - 2T^{-2}$, when t satisfies $n_t(k) = \frac{n_T(k)+1}{2}$,

$$-\lambda^{\mathbf{S}_k}(\mathbf{x}_1) + 2H \sqrt{\frac{\log(T/K)}{n_t(k)}} \geq -\frac{1}{n_t(k^*)} \Sigma_t(k^*) + H \sqrt{\frac{\log(T/K)}{n_t(k^*)}} \geq -\lambda^{\mathbf{S}_{k^*}}(\mathbf{x}_1) \quad (\text{F.26})$$

According to Lemma F.2 (setting $\epsilon = 2T^{-2}$), with probability $1 - T^{-2}$,

$$\left| \frac{1}{n_T(k)} \mathbb{E}[\Sigma_T(k)] - \lambda^{\mathbf{S}}(\mathbf{x}_1) \right| \leq 4 \max\{c_{ij}\} \sqrt{\frac{\log(T/K)}{n_T(k)}}, \quad (\text{F.27})$$

which implies

$$-\lambda^{\mathbf{S}}(\mathbf{x}_1) \leq -\frac{1}{n_T(k)} \mathbb{E}[\Sigma_T(k)] + 4 \max\{c_{ij}\} \sqrt{\frac{\log(T/K)}{n_T(k)}}. \quad (\text{F.28})$$

Combining inequality (F.26) and (F.28), we have that with probability at least $1 - 3T^{-2}$, when t satisfies $n_t(k) = \frac{n_T(k)+1}{2}$,

$$-\frac{1}{n_T(k)} \mathbb{E}[\Sigma_T(k)] + 4 \max\{c_{ij}\} \sqrt{\frac{\log(T/K)}{n_T(k)}} + 2H \sqrt{\frac{\log(T/K)}{n_t(k)}} \geq -\lambda^{\mathbf{S}_{k^*}}(\mathbf{x}_1) \quad (\text{F.29})$$

Note that inequality (F.29) also satisfies for all $n_t(k) \leq \frac{n_T(k)+1}{2}$ since it will only make the left-hand side larger, then by setting $n_t(k) = \frac{n_T(k)}{2}$ and we have

$$-\frac{1}{n_T(k)} \mathbb{E}[\Sigma_T(k)] + (4 \max\{c_{ij}\} + 2\sqrt{2}H) \sqrt{\frac{\log(T/K)}{n_T(k)}} \geq -\lambda^{\mathbf{S}_{k^*}}(\mathbf{x}_1) \quad (\text{F.30})$$

On the other hand, with probability $3T^{-2}$, inequality (F.30) does not hold. However, since the cumulative regret $\sum_{t=1}^T \mathbb{E}[\tilde{C}'_t(\mathbf{x}_t)] - T\lambda^*$ is at most linear in T , multiplying it by $3T^{-2}$ would only result in a $O(\frac{1}{T})$ term which is negligible. Combining the situations where inequality (F.30) holds and fails respectively, we have that

$$R(T; k) = \Sigma_T(k) - n_T(k) \cdot \lambda^{S_{k^*}} \quad (\text{F.31})$$

$$\begin{aligned} &\leq (1 - 3T^{-2}) \times n_T(K) \times (4 \max\{c_{ij}\} + 2\sqrt{2}H) \sqrt{\frac{\log(T/K)}{n_T(k)}} + 6T^{-2}O(T) \\ &= O\left(n\sqrt{n_T(k)\log T}\right). \end{aligned} \quad (\text{F.32})$$

Recall that \mathcal{A} denotes the set of all K arms. Then

$$\text{Regret Part (I)} = \sum_{S_k \in \mathcal{A}} R(T; k) \leq O(n\sqrt{\log(T/K)}) \sum_{S_k \in \mathcal{A}} \sqrt{n_T(k)}.$$

Since $f(x) = \sqrt{x}$ is a real concave function and $\sum_{a \in \mathcal{A}} n_T(a) = T$, by Jensen's inequality we have

$$\frac{1}{K} \sum_{S_k \in \mathcal{A}} \sqrt{n_T(k)} \leq \sqrt{\frac{1}{K} \sum_{S_k \in \mathcal{A}} n_T(a)} = \sqrt{\frac{T}{K}}.$$

Therefore, we have

$$\text{Regret Part (I)} \leq O(n\sqrt{KT \log(T/K)}),$$

where K is the total number of arms.

Taking $\delta = (\log T/T)^{1/(n+1)}$, we derive that Regret Part (I) is $O(n\sqrt{KT \log(T/K)}) = O(nT^{n/(n+1)}(\log T)^{\frac{1}{n+1}})$.

By Corollary F.1, the difference of regret and pseudoregret is at most $O(n\sqrt{T \log T})$ and therefore $\text{Regret}(T) \leq \text{PseudoRegret}(T) + O(n\sqrt{T \log T}) = \tilde{O}(T^{n/(n+1)})$ for $n \geq 1$. \square

Appendix G Supplements for Section 6 and Section 7

G.1 Proof of Proposition 4

Proof of Proposition 4. We define a set of probability distributions \mathcal{P}_c for $c \in (0.5, 1)$ as follows,

$$\begin{aligned} \mathcal{P}_c = \{ &(X, Y) \mid \mathbb{P}(X = 1, Y = 1) = \mathbb{P}(X = c, Y = c) = p, \\ &\mathbb{P}(X = 1, Y = c) = \mathbb{P}(X = c, Y = 1) = 0.5 - p, \text{ for some } p \in (0, 0.5)\} \end{aligned}$$

From the construct, we can see that \mathcal{P}_c is a set of distributions indexed by the probability $p \in (0, 0.5)$. Then, for any $x_0, y_0 \geq 0$ satisfying $x_0 + y_0 = 1$, we can calculate the probability density distribution of $(\min(X, x_0), \min(Y, y_0))$ as follows,

$$\begin{aligned} &(\min(X, x_0), \min(Y, y_0)) \\ &= \begin{cases} (x_0, y_0) & \text{with probability 1 if } x_0, y_0 \leq c, \\ (c, y_0) \text{ or } (x_0, y_0) & \text{with probability 0.5 and 0.5, respectively, if } c < x_0 \leq 1, \\ (x_0, c) \text{ or } (x_0, y_0) & \text{with probability 0.5 and 0.5, respectively, if } c < y_0 < 1. \end{cases} \end{aligned}$$

Therefore we have shown that (X, Y) in \mathcal{P}_c have different distributions, but their censored versions share the same distribution. \square

G.2 Proof of Theorem 5

Proof of Theorem 5. To see this, we consider an extreme case where the repositioning costs are 0, and in this case, the best base-stock policy is optimal based on Theorem 2. We note that in this special setting, Assumption 2 automatically holds. Additionally, we assume that demand is large, i.e., $D_i = 1$ for all $i \in \mathcal{N}$. Suppose a repositioning level $\mathbf{S} = (S_1, S_2, \dots, S_n)$ is applied at time t , then the expected cost at time t is

$$\sum_{i=1}^n \sum_{j=1}^n l_{ij} P_{t,ij} \mathbb{E}[D_{t,i} - S_i] = \sum_{i=1}^n \left(\sum_{j=1}^n l_{ij} P_{t,ij} \right) \mathbb{E}[D_{t,i}] - \sum_{i=1}^n \left(\sum_{j=1}^n l_{ij} P_{t,ij} \right) S_i.$$

We denote $\mu_i = \left(\sum_{j=1}^n l_{ij} P_{t,ij} \right) - C$ for $i = 1, \dots, n$ and some $C > 0$. Then the lost sales cost can be rewritten as

$$\sum_{i=1}^n \left(\sum_{j=1}^n l_{ij} P_{t,ij} \right) \mathbb{E}[D_{t,i}] - C - \sum_{i=1}^n \mu_i S_i,$$

where the first two terms are independent of the policy/arm at time t , and the third term can be exactly understood as a stochastic linear optimization. According to the proof in Dani et al. (2008), there exists an instance such that the regret lower bound is at least $O(n\sqrt{T})$ and thus we conclude our proof. \square

G.3 Proof of Theorem 7

Algorithm G.1 Dynamic Learning Algorithm with Uncensored Demand Data

- 1: **Input:** Number of iterations T , initial repositioning policy \mathbf{S}_1 , initial epoch number $e = 1$;
 - 2: **while** $t < T$ **do**
 - 3: **for** $t = 2^{e-1}, \dots, \min\{2^e - 1, T\}$ **do**
 - 4: Apply base-stock repositioning policy $\tilde{\mathbf{S}}_e$ at period t and record $\mathbf{S}_t = \tilde{\mathbf{S}}_e$;
 - 5: Collect *uncensored* data $(\mathbf{d}_t, \mathbf{P}_t)$ from period t ;
 - 6: **end for**
 - 7: Solve offline problem (18) with data $\{(\mathbf{d}_s, \mathbf{P}_s)\}_{s=1}^{2^e-1}$ and denote the solution by $\tilde{\mathbf{S}}_{e+1}$;
 - 8: Update $e \leftarrow e + 1$;
 - 9: **end while**
 - 10: **Output:** $\{\mathbf{S}_t\}_{t=1}^T$.
-

Proof of Theorem 7. By Proposition 3, the total regret at time period $t = 2^{e-1}, \dots, 2^e - 1$ is bounded by

$$\begin{aligned} & \sum_{t=2^{e-1}}^{2^e-1} 15n^3 \left(\max_{i,j} c_{i,j} + \max_{i,j} l_{i,j} \right) \cdot \sqrt{\frac{\log T}{t}} \\ & \leq 15n^3 \left(\max_{i,j} c_{i,j} + \max_{i,j} l_{i,j} \right) \cdot \sqrt{\log T} 2^{e-1} \frac{1}{\sqrt{2^e}} = 15n^3 \left(\max_{i,j} c_{i,j} + \max_{i,j} l_{i,j} \right) \sqrt{\log T} \cdot 2^{e/2-1}. \end{aligned}$$

Summing up, we know that the total regret is bounded by

$$\sum_{e=1}^{\lceil \log_2 T \rceil} 15n^3 \left(\max_{i,j} c_{i,j} + \max_{i,j} l_{i,j} \right) \sqrt{\log T} \cdot 2^{e/2-1} = O(n^3 \sqrt{T \log T}).$$

We note that at the beginning of each epoch, one might need to rematch the initial inventory levels, but since there are at most $\lceil \log_2 T \rceil$ epochs, the incurred regret $O(\log T)$ has been dominated. \square

G.4 Proof of Theorem 8

Algorithm G.2 One-Time Learning Algorithm

- 1: **Input:** Number of iterations T , initial repositioning policy \mathcal{S}_1 ;
 - 2: **for** $s = 1, \dots, T_0, i = 1, \dots, n$ **do**
 - 3: At time $t = n(s-1) + i$:
 - 4: Reposition all inventory to location i
 - 5: Collect demand $d_{n(s-1)+i,i}$ and transition probability element $P_{n(s-1)+i,ij}$ for all j ;
 - 6: **end for**
 - 7: For $s = 1, \dots, T_0$, construct $\hat{\mathbf{d}}_s = (d_{n(s-1)+1,1}, \dots, d_{ns+n,n})$ and also construct $\hat{\mathbf{P}}_s$ by $(\hat{\mathbf{P}}_s)_{ij} = P_{n(s-1)+i,ij}$ for $i, j \in \mathcal{N}$;
 - 8: Solve offline problem (18) with T_0 constructed data pairs $\left\{ (\hat{\mathbf{d}}_s, \hat{\mathbf{P}}_s) \right\}_{s=1}^{T_0}$ to obtain $\hat{\mathcal{S}}$;
 - 9: **for** time $t = nT_0, nT_0 + 1, \dots, T$ **do**
 - 10: Apply base-stock repositioning policy $\mathcal{S}_t = \hat{\mathcal{S}}$;
 - 11: **end for**
 - 12: **Output:** $\{\mathcal{S}_t\}_{t=1}^T$.
-

Proof of Theorem 8. We can prove this theorem straightforwardly by applying the generalization bound in Proposition 3. Specifically, by collecting nT_0 uncensored samples for different locations, we construct $t = T_0$ uncensored joint demand data based on Assumption 3, and then draw a policy $\hat{\mathcal{S}}$ through solving the offline problem. Let $T_0 = \eta T^{2/3}$, then by Proposition 3, we have

$$\begin{aligned} \mathbb{E}[\tilde{C}_1^{\hat{\mathcal{S}}}] &\leq \frac{1}{t} \sum_{s=1}^t \tilde{C}_s^{\hat{\mathcal{S}}} + 10n^3 \left(\max_{i,j} c_{i,j} + \max_{i,j} l_{i,j} \right) \cdot \sqrt{\frac{\log T}{t}} \\ &\leq \frac{1}{t} \sum_{s=1}^t \tilde{C}_s^{\mathcal{S}^*} + 10n^3 \left(\max_{i,j} c_{i,j} + \max_{i,j} l_{i,j} \right) \cdot \sqrt{\frac{\log T}{t}} \\ &\leq \mathbb{E}[\tilde{C}_1^{\mathcal{S}^*}] + 15n^3 \left(\max_{i,j} c_{i,j} + \max_{i,j} l_{i,j} \right) \cdot \sqrt{\frac{\log T}{t}} \\ &= \mathbb{E}[\tilde{C}_1^{\mathcal{S}^*}] + 15n^3 \left(\max_{i,j} c_{i,j} + \max_{i,j} l_{i,j} \right) \cdot \frac{\sqrt{\log T}}{\eta^{1/2} T^{1/3}}, \end{aligned} \tag{G.1}$$

where the first and third lines come from Proposition 3, the second line comes from the optimality of \hat{S} in the empirical offline problem, and the last line comes from plugging in the value of t . Thus, the total regret can be obtained by

$$\begin{aligned} \text{Regret} &\leq (2+n) \cdot \left(\max_{i,j} c_{i,j} + \max_{i,j} l_{i,j} \right) \cdot n\eta T^{2/3} + (T-t) \cdot 15n^3 \left(\max_{i,j} c_{i,j} + \max_{i,j} l_{i,j} \right) \cdot \frac{\sqrt{\log T}}{\eta^{1/2} T^{1/3}} \\ &= O\left((\eta + n\eta^{-1/2})n^2 T^{2/3} \sqrt{\log T}\right), \end{aligned}$$

where the first part comes from the exploration in collecting samples which can be bounded using Lemma 1, and the second part is the accumulative regret in the remaining $T - n\eta T^{2/3}$ periods. Combined the two regrets together, we obtain the desired regret bound. \square

Appendix H Details of Numerical Experiments

We provide a comprehensive description of our numerical experiments setup supplementing Section 8.

In all our experiments, we vary the number of locations as $n = 3, 10$ respectively. For the one-time learning algorithm, the length of exploration is set as $20n$, i.e., 60 periods of exploration when $n = 3$ and 200 periods of exploration when $n = 10$. For each setting, we repeat the experiments for 20 times and report both the average and the 95% confidence intervals of regrets. The total number of periods is set as 500 if not specified otherwise.

All experiments are run with Python on a personal computer with a 12th Generation Intel(R) Core(TM) i9-12900H CPU processor, and all reproduction code is included in the supplemental materials.

We then explain in detail how the synthetic data used in our numerical experiments is generated.

For each sample of transition probability matrix P , we first generate a matrix Q as follows: the elements in the first and second column of Q are generated randomly from an exponential distribution with mean 10, and all the elements in the other columns are generated randomly from $\text{Unif}(0, 1)$. We then adjust all diagonal elements into 10 times their original value respectively. Our synthetic idea is calibrated based on real-world scenarios: there is heterogeneity in terms of locations and in this synthetic data we choose locations 1 and 2 as popular destination locations; additionally, most trips are more likely to end at the same location as the origin, and therefore we increase the values of all the diagonal elements. Lastly, we then normalize the sum of each row of Q into 1 so that we obtain P as a probability matrix.

We consider the following demand scenarios.

- (i) Network independence: we generate the demand for different locations independently, and for location i , demand d_i is generated from uniform distribution $\text{Unif}(0.3 \times i/n, 0.6 \times (i+1)/n)$.
- (ii) Network dependence: we first sample vector \mathbf{v} from a multivariate normal distribution with mean $2/n \times \mathbf{1}_n$ and covariance matrix $10 \times A^\top A$, where $\mathbf{1}_n$ denotes an n -dimensional all-one vector and A is a random matrix with each element sampled from $\text{Unif}(0, 1)$. For $i \in \mathcal{N}$, then obtain the demand d_i by truncating v_i it into the interval $[l(i), u(i)]$, where $l(i) = 0.2 + 0.2i/n$ and $u(i) = 0.4 + 0.8i/n$.

We consider the following cost scenarios.

- (i) High lost sales cost: For $i, j \in \mathcal{N}$, the unit lost sales cost is randomly generated from $\text{Unif}(1, 2)$ and the unit repositioning cost is randomly generated from $\text{Unif}(0.5, 1)$. We call this scenario high lost sales cost since it is sufficient to make the Assumption 2 hold. We comment that the difference between the two costs here is not strong and they are still at a very similar scale. This is the default cost setting for most of our experiments.
- (ii) High repositioning cost: For $i, j \in \mathcal{N}$, the unit lost sales cost is randomly generated from $\text{Unif}(1, 2)$ and the unit repositioning cost is randomly generated from $\text{Unif}(5, 10)$. With repositioning cost increased 10 times, Assumption 2 fails to hold, and we aim to test the performance of our MILP formulation. For computational feasibility, we test this setting only under 125 time periods and still adopt an exploration period of length 60, and we consider network independence setup.

Because the regret of OGR is significantly smaller compared to other methods, it appears very close to zero in Figure 5. To better illustrate the sublinear regret rates of OGR, we provide a separate plot focusing solely on its performance in Figure H.1.

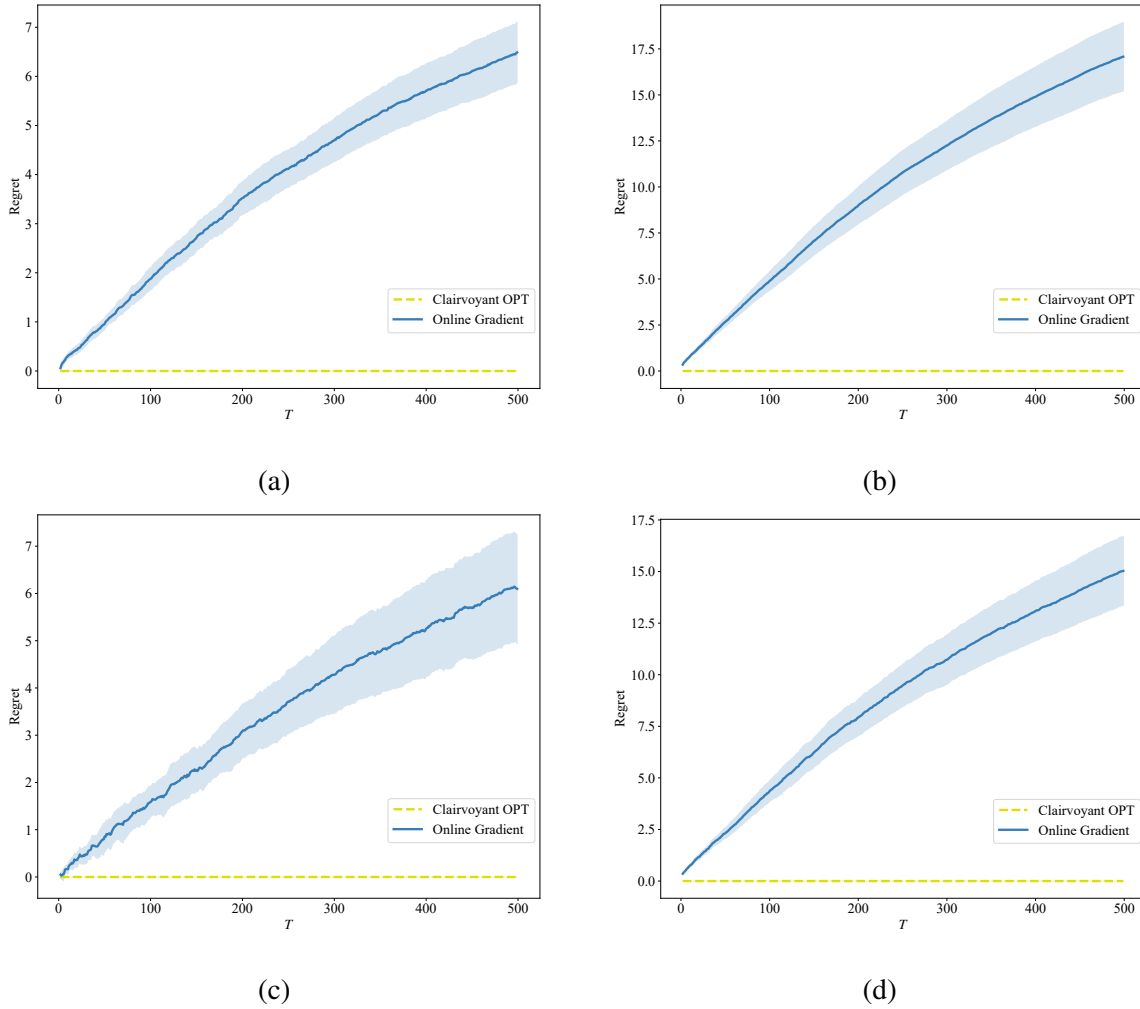
Exploratory Data Analysis. We use the analysis of the Car2Go dataset to provide practical contexts for the modeling assumption for tractability, aligning with setups in existing works (He et al. 2020, Akturk et al. 2024), that the rental period and review period are equal, and each rental unit is used at most once within each review period. Specifically, we consider 200 locations in the city of Portland between June 2012 and December 2013 from the Car2Go dataset, and we analyze the return fraction for different review periods of the 32442 trips across 200 locations.

0.1656	0.0788	0.1375	0.1023	0.1222	0.1085	0.0486	0.0966	0.0938	0.0460
0.0854	0.1336	0.1989	0.0765	0.1595	0.1136	0.0367	0.0850	0.0742	0.0367
0.0865	0.0745	0.2498	0.1038	0.1095	0.0892	0.0622	0.0911	0.0814	0.0521
0.0833	0.0598	0.1755	0.1726	0.1429	0.0959	0.0464	0.0862	0.0879	0.0495
0.0978	0.0862	0.1282	0.0939	0.2134	0.1027	0.0569	0.0882	0.0816	0.0510
0.0824	0.0836	0.1491	0.0899	0.1172	0.1963	0.0520	0.0821	0.0787	0.0688
0.0737	0.0526	0.2263	0.0680	0.1651	0.0840	0.1771	0.0600	0.0463	0.0469
0.0964	0.0734	0.2419	0.0976	0.1222	0.0820	0.0414	0.1468	0.0590	0.0394
0.1058	0.0620	0.1899	0.1058	0.1267	0.0944	0.0351	0.0620	0.1678	0.0505
0.0974	0.0549	0.2333	0.0906	0.1217	0.0974	0.0408	0.0538	0.0600	0.1501

Table H.1 10-Region transition probability matrix.

The demands across different locations present geographical heterogeneity, as shown in Figure H.2. Furthermore, the transition probability matrix of the 200 locations demonstrates an imbalance of the rental activities, as shown in Figure H.3(a). We observe that for most locations, the vehicles are likely to be returned to the origin location with a probability of 0.2 or sometimes higher. In a network of 200 locations, the average probability of each location as a destination is as low as $1/200 = 0.005$. However, we also

Figure H.1 Regret performance of OGR under (top row) and without (bottom row) network independence for $n = 3$ (left) and $n = 10$ (right).



observe that certain locations are significantly more popular with around 0.03 or 0.04 vehicles returned there, especially those locations indexed around 42 to 54. Furthermore, since the locations are already indexed based on geographical proximity, we can easily cluster the locations into 10 regions, the heterogeneity persists as shown in Figure H.3(b), with some regions significantly more popular than others. We also include the detailed transition probability matrix in Table H.1.

In terms of rental hours, we find that the distribution of return hours is highly concentrated in the range of 0 to 2 hours as summarized in Figure H.4. The average rental hours for trips leaving from different locations are consistently around 1 to 1.5 hours, as shown in Figure H.5. To take into consideration outlier behaviors, we plot the rental fractions in Figure H.6(a) and Figure H.6(b). Therefore, if the review period is set to be 4 hours or 8 hours, one can assume that all rental trips have been finished within this period without much loss of accuracy, following a similar model set up as in He et al. (2020), Akturk et al. (2024).

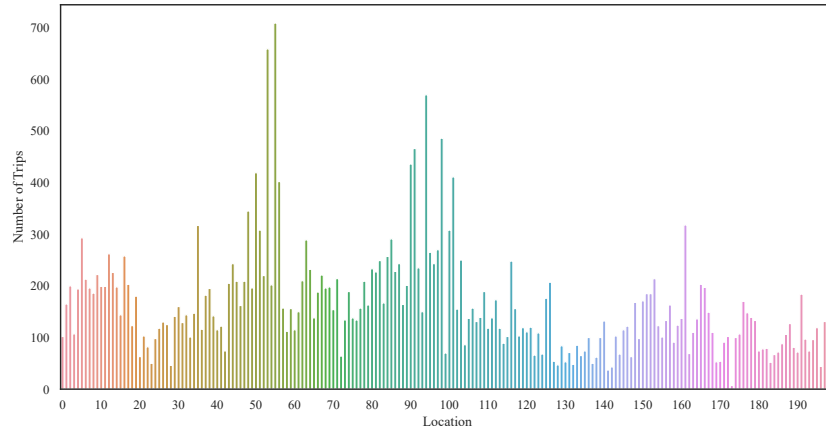
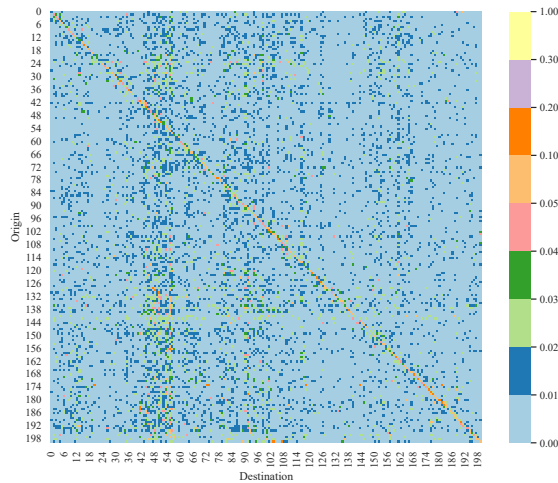
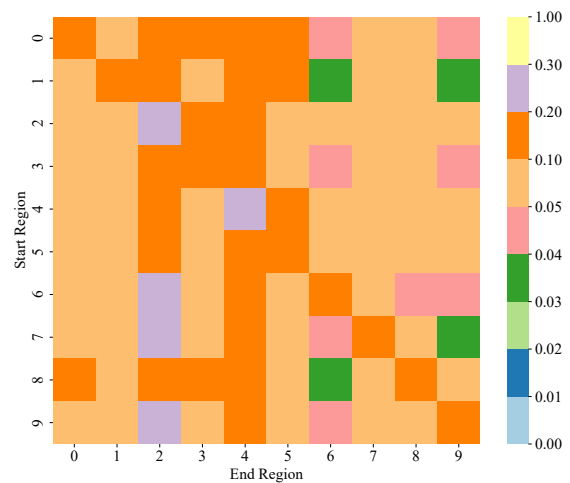


Figure H.2 Number of trips starting from each location.



(a) Transition probability matrix of 200 locations.



(b) Transition probability matrix of 10 clustered regions.

Figure H.3 Comparative transition probability matrices.

Another work by [Benjaafar et al. \(2022\)](#) models the setting where rental time can be longer than the review period, which is particularly motivated by their analysis with a review period equal to 1 hour. However, we note that this modeling does not come for free, as it implicitly relies on a memoryless property of the rental period. That is, the remaining duration of all in-rental units is independent of the heterogeneous rental lengths that have already taken place. Moreover, the assumption that the return location distribution is the same for all units also implies a memory-less condition regarding return locations in [Benjaafar et al. \(2022\)](#). In practice, the review period can be longer due to lower repositioning frequency. In some cases, the repositioning may typically happen overnight, i.e., during low utilization time and only once per day ([Freund et al. 2020](#)).

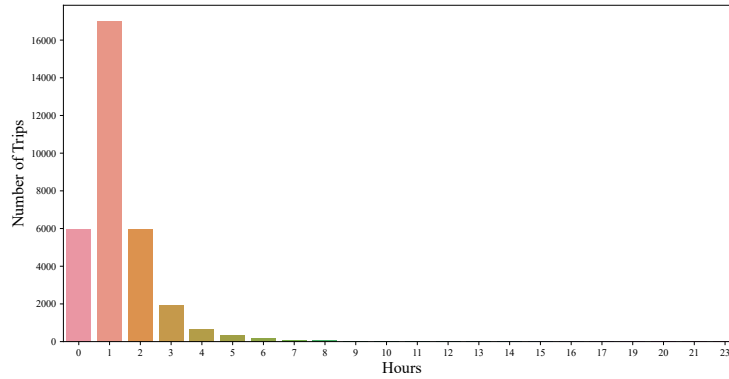


Figure H.4 Distribution of return hours for all trips.

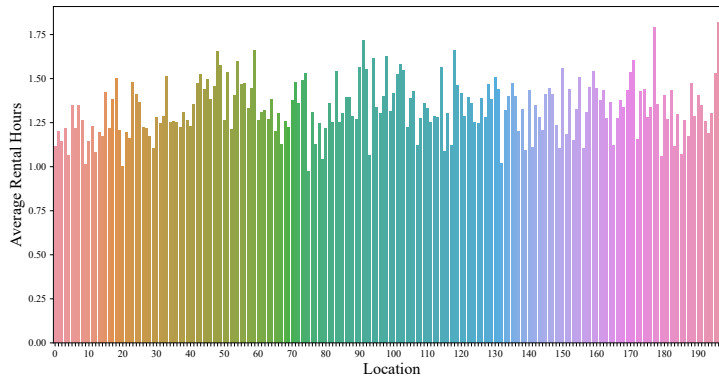
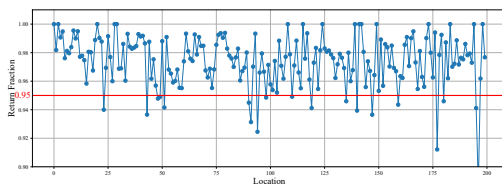
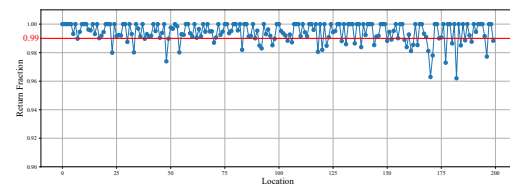


Figure H.5 Average rental hours leaving from each location.



(a) Return fraction within 4 hours for all 200 locations.



(b) Return fraction within 8 hours for all 200 locations.

Figure H.6 Comparison of return fractions within 4 and 8 hours for all 200 locations.

Based on analysis of the Car2Go dataset, all rentals are finished within one day. Over 95% of trips are completed within 4 hours for almost all origin-to-destination pairs, and this percentage increases to 99% if the review period is set as 8 hours. Therefore, it makes sense to assume the rental period is smaller than the review period given that review period, and this is also the case in [He et al. \(2020\)](#) where they adopt the same modeling assumption on the rental period and analyze the Car2Go dataset with the review period

equal to 4.8–8 hours. We further note that a similar modeling assumption that customers return units by the end of the period is also made in Akturk et al. (2024). These observations provide empirical evidences for such modeling assumptions.

Appendix I Analysis of Extended Model

I.1 Theoretical Results and Proofs

ASSUMPTION I.1 (Cost Condition in Multi-subperiod Setting). For any period t and subperiod h ,

$$\sum_{i=1}^n l_{ji} P_{th,ji} \geq \sum_{i=1}^n P_{th,ji} c_{ij}, \text{ for all } j = 1, \dots, n. \quad (\text{I.1})$$

Assumption I.1 generalizes Assumption 2, with the latter being a special case where $H = 1$. While Assumption I.1 imposes a stronger condition by requiring the inequality to hold for each subperiod rather than only in aggregate, its practical validity is supported by real-world scenarios, particularly when lost sales costs are linked to market growth. For empirical validation, we direct readers to the detailed cost calibration using real data in Akturk et al. (2024, Appendix I.3).

PROPOSITION I.1. Under Assumption I.1 and oracle of uncensored demands, the best base-stock repositioning policy of the H -subperiod extended model can be computed by the following linear programming problem.

$$\begin{aligned} & \min_{S_i, \xi_{s,ij}, w_{sk,i}, x_{sk,i}, \gamma_{sk,i}} \sum_{s=1}^t \sum_{i=1}^n \sum_{j=1}^n c_{ij} \xi_{s,ij} - \sum_{k=1}^H \sum_{s=1}^t \sum_{i=1}^n \sum_{j=1}^n l_{ij} P_{sk,ij} w_{sk,i} \\ & \text{subject to } \sum_{i=1}^n \xi_{s,ij} - \sum_{k=1}^n \xi_{s,jk} = \sum_{k=1}^H w_{sk,j} - \sum_{k=1}^H \sum_{i=1}^n P_{sk,ij} w_{sk,i}, \forall j = 1, \dots, n, s = 1, \dots, t, \\ & \mathbf{x}_{s(k+1)} = \mathbf{x}_{sk} - \mathbf{w}_{sk} + \mathbf{P}_{sk}^\top [\mathbf{w}_{sk} + \boldsymbol{\gamma}_{sk}], \forall s = 1, \dots, t, k = 1, \dots, H, \\ & \boldsymbol{\gamma}_{s(k+1)} = [\mathbf{w}_{sk} + \boldsymbol{\gamma}_{sk}] \circ [(\mathbf{I} - \mathbf{P}_{sk})\mathbf{1}], \forall s = 1, \dots, t, k = 1, \dots, H, \\ & \gamma_{t1,i} = 0, x_{t1,i} = S_i, \forall i = 1, \dots, n, \\ & \xi_{s,ij} \geq 0, \forall i = 1, \dots, n, \forall j = 1, \dots, n \text{ and } s = 1, \dots, t, \\ & \sum_{i=1}^n S_i = 1, \mathbf{S} = \{S_i\}_{i=1}^n \in [0, 1]^n, \\ & w_{sk,i} \leq d_{sk,i}, w_{sk,i} \leq x_{sk,i}, w_{sk,i} \geq 0, \forall s = 1, \dots, t, i = 1, \dots, n, k = 1, \dots, H. \end{aligned} \quad (\text{I.2})$$

Proof of Proposition I.1. We extend the proof idea of Proposition C.1 to the H -subperiod model. Observe that any feasible repositioning plan of the original H -subperiod model is feasible to the LP (I.2). It suffices to show that there exists an optimal solution of (I.2) in which

$$w_{sk,i} = \min\{d_{sk,i}, x_{sk,i}\} \quad \text{for all } s = 1, \dots, t, k = 1, \dots, H, \text{ and } i = 1, \dots, n.$$

Under Assumption I.1, one can always “push” any partial fulfillment of demand to full fulfillment without increasing the total cost. Below, we provide the construction to rigorously justify this claim.

Suppose, for contradiction, that an optimal solution

$$\{S'_i, \xi'_{s,ij}, w'_{sk,i}, x'_{sk,i}, \gamma'_{sk,i} : i, j = 1, \dots, n; s = 1, \dots, t; k = 1, \dots, H\}$$

to (I.2) exists in which there is at least one index (s', k', i') such that

$$w'_{s'k',i'} < \min(d_{s'k',i'}, x'_{s'k',i'}).$$

Denote $\epsilon = \min(d_{s'k',i'}, x'_{s'k',i'}) - w'_{s'k',i'} > 0$. We will construct a new solution in which we increase $w'_{s'k',i'}$ by ϵ , while adjusting the repositioning flows to maintain feasibility.

Define

$$\tilde{w}_{sk,i} = \begin{cases} w'_{sk,i} + \epsilon, & \text{if } (s, k, i) = (s', k', i'), \\ w'_{sk,i}, & \text{otherwise,} \end{cases}$$

and for the affected time s' only, adjust the repositioning flow $\xi'_{s',i'j}$ so that flow-balance still holds. In particular, for each j ,

$$\tilde{\xi}_{s',i'j} = \xi'_{s',i'j} + P_{s'k',j} \epsilon, \quad \text{while keeping } \tilde{\xi}_{s',ij} = \xi'_{s',ij} \text{ if } i \neq i'.$$

For all other $s \neq s'$, set $\tilde{\xi}_{s,ij} = \xi'_{s,ij}$. This incremental “push forward” of ϵ worth of rides from station i' ensures that the cumulative flow conservation in the first constraint of (I.2) is preserved for period s' . The adjustments for other stations $i \neq i'$ remain unchanged, so they remain feasible by construction.

We check that the updated values preserve the feasibility constraints in (I.2).

1. *Flow conservation across subperiods.* The first set of constraints in (I.2) is a cumulative flow-balance requirement:

$$\sum_{i=1}^n \xi_{s,ij} - \sum_{k=1}^n \xi_{s,jk} = \sum_{k=1}^H w_{sk,j} - \sum_{k=1}^H \sum_{i=1}^n P_{sk,ij} w_{sk,i}.$$

When $\tilde{w}_{sk,i}$ changes by ϵ for a single (s', k', i') , we can compensate by re-allocating $\tilde{\xi}_{s',i'j}$ accordingly (as in (C.12) from the single-subperiod proof), keeping the equality valid. Analogous updates hold for all indices $(s, k) \neq (s', k')$.

2. *State transitions over subperiods.* The next two constraints in (I.2) track how inventories and ‘in-transit’ rides evolve:

$$\begin{aligned} \mathbf{x}_{s(k+1)} &= \mathbf{x}_{sk} - \mathbf{w}_{sk} + \mathbf{P}_{sk}^\top [\mathbf{w}_{sk} + \boldsymbol{\gamma}_{sk}], \\ \boldsymbol{\gamma}_{s(k+1)} &= [\mathbf{w}_{sk} + \boldsymbol{\gamma}_{sk}] \circ [(\mathbf{I} - \mathbf{P}_{sk})\mathbf{1}]. \end{aligned}$$

Increasing $w'_{s'k',i'}$ by ϵ can affect $x'_{s'k',i'}$, $\gamma'_{s'k',i'}$, and subsequent subperiods. However, because these transitions are linear (plus a componentwise product for $\boldsymbol{\gamma}$), we can similarly “push” ϵ through the

in-transit rides from station i' . In particular: We reduce the available inventory $x_{s'k',i'}$ or the in-transit amount $\gamma_{s'k',i'}$ (as applicable) by ϵ , and correspondingly increase the repositioning flow out of i' by $P_{s'k',j,i'} \in \epsilon$ so that $\mathbf{x}_{s'(k'+1)}$ and $\gamma_{s'(k'+1)}$ match the updated flows.

3. *Bounds on $w_{sk,i}$.* We have $w_{sk,i} \leq d_{sk,i}$ and $w_{sk,i} \leq x_{sk,i}$. Since $\epsilon \leq \min(d_{s'k',i'} - w'_{s'k',i'}, x'_{s'k',i'} - w'_{s'k',i'})$, the new solution satisfies

$$\tilde{w}'_{s'k',i'} = w'_{s'k',i'} + \epsilon \leq d_{s'k',i'} \quad \text{and} \quad \tilde{w}'_{s'k',i'} \leq x'_{s'k',i'}.$$

Hence, no feasibility violation arises in these bounds.

Under Assumption I.1, we have $\sum_i l_{ji} P_{sk,ji} \geq \sum_i P_{sk,ji} c_{ij}$. Thus, the incremental cost or saving from fulfilling extra demand ϵ at station i' does not exceed the cost of repositioning. In fact, it strictly improves or keeps the same objective value. A calculation analogous to the single-subperiod proof (see the step using $\sum_{i=1}^n l_{ji} P_{t,ji} \geq \sum_{i=1}^n P_{t,ji} c_{ij}$) confirms:

$$\sum_{s=1}^t \sum_{i,j=1}^n c_{ij} \tilde{\xi}_{s,ij} - \sum_{s=1}^t \sum_{k=1}^H \sum_{i,j=1}^n l_{ij} P_{sk,ij} \tilde{w}_{sk,i} \leq \sum_{s=1}^t \sum_{i,j=1}^n c_{ij} \xi'_{s,ij} - \sum_{s=1}^t \sum_{k=1}^H \sum_{i,j=1}^n l_{ij} P_{sk,ij} w'_{sk,i}.$$

Hence, the new solution $\{\tilde{w}_{sk,i}\}$ remains optimal. Since the solution can be iteratively updated for every instance where $w'_{sk,i} < \min\{d_{sk,i}, x'_{sk,i}\}$, we conclude that there exists an optimal solution to (I.2) satisfying $w_{sk,i} = \min(d_{sk,i}, x_{sk,i})$ for all s, k, i . \square

LEMMA I.1. *Let $\{\mathbf{y}_t\}_{t=1}^T \subseteq \Delta_{n-1}$ be any sequence of repositioning policies. Then, the relabeled modified cost $\tilde{C}(\mathbf{x}_{t+1}(\mathbf{y}_t), \mathbf{y}_t, \{(\mathbf{d}_{tk}, \mathbf{P}_{tk})\}_{k=1}^H)$ depends only on the repositioning policy and realized demands and transition matrices at time t , for all $t = 1, \dots, T$. Here, \mathbf{x}_{t+1} follows the dynamics described in (36) and (37) for all $t = 1, \dots, T$.*

Furthermore, the gap between the cumulative modified cost and the cumulative relabeled modified cost can be bounded by the following inequality where $\mathbf{y}_0 := \mathbf{x}_1$,

$$\left| \sum_{t=1}^T \tilde{C}(\mathbf{x}_t, \mathbf{y}_t, \{(\mathbf{d}_{tk}, \mathbf{P}_{tk})\}_{k=1}^H) - \sum_{t=1}^T \tilde{C}(\mathbf{x}_{t+1}, \mathbf{y}_t, \{(\mathbf{d}_{tk}, \mathbf{P}_{tk})\}_{k=1}^H) \right| \leq 2 \cdot \left(\max_{i,j=1,\dots,n} c_{ij} \right) \cdot \sum_{t=2}^T \|\mathbf{y}_t - \mathbf{y}_{t-1}\|_1. \quad (\text{I.3})$$

Proof of Lemma I.1. By definition, we have

$$\tilde{C}(\mathbf{x}_t, \mathbf{y}_t, \{(\mathbf{d}_{tk}, \mathbf{P}_{tk})\}_{k=1}^H) = M(\mathbf{y}_t - \mathbf{x}_t) - \sum_{t=1}^T \tilde{C}(\mathbf{x}_{t+1}, \mathbf{y}_t, \{(\mathbf{d}_{tk}, \mathbf{P}_{tk})\}_{k=1}^H),$$

and

$$\tilde{C}(\mathbf{x}_{t+1}, \mathbf{y}_t, \{(\mathbf{d}_{tk}, \mathbf{P}_{tk})\}_{k=1}^H) = M(\mathbf{y}_t - \mathbf{x}_{t+1}) - \sum_{t=1}^T \tilde{C}(\mathbf{x}_{t+1}, \mathbf{y}_t, \{(\mathbf{d}_{tk}, \mathbf{P}_{tk})\}_{k=1}^H).$$

In particular, we have the following decomposition,

$$\begin{aligned} \mathbf{y}_t - \mathbf{x}_{t+1} &= \mathbf{x}_{t1} - \mathbf{x}_{t(H+1)} \\ &= \sum_{k=1}^H (\mathbf{x}_{tk} - \mathbf{x}_{t(k+1)}) \\ &= \sum_{k=1}^H \left\{ \min(\mathbf{x}_{tk}, \mathbf{d}_{tk}) - \mathbf{P}_{tk}^\top [\min(\mathbf{x}_{tk}, \mathbf{d}_{tk}) + \boldsymbol{\gamma}_{tk}] \right\}. \end{aligned}$$

It follows that the relabeled modified cost $\tilde{C}(\mathbf{x}_{t+1}, \mathbf{y}_t, \{(\mathbf{d}_{tk}, \mathbf{P}_{tk})\}_{k=1}^H)$ depends only on the policy \mathbf{y}_t , demands, and origin-to-destination matrices across subperiods within period t .

$$\begin{aligned} & \left| \sum_{t=1}^T \tilde{C}(\mathbf{x}_{t+1}, \mathbf{y}_t, \{(\mathbf{d}_{tk}, \mathbf{P}_{tk})\}_{k=1}^H) - \sum_{t=1}^T \tilde{C}(\mathbf{x}_t, \mathbf{y}_t, \{(\mathbf{d}_{tk}, \mathbf{P}_{tk})\}_{k=1}^H) \right| \\ &= \left| \sum_{t=1}^T M(\mathbf{y}_t - \mathbf{x}_{t+1}) - \sum_{t=1}^T M(\mathbf{y}_t - \mathbf{x}_t) \right| \\ &\leq \sum_{t=2}^T M(\mathbf{y}_t - \mathbf{y}_{t-1}) + M(\mathbf{y}_1 - \mathbf{x}_1) \end{aligned} \quad (\text{I.4})$$

$$\leq 2 \cdot \left(\max_{i,j=1,\dots,n} c_{ij} \right) \cdot \sum_{t=2}^T \|\mathbf{y}_t - \mathbf{y}_{t-1}\|_1, \quad (\text{I.5})$$

where the last two inequalities hold because of the triangle inequality and Lipschitz property of $M(\cdot)$, respectively. \square

Proof of Theorem 9. Similar to Lemma 3, we need to first show the convexity of the surrogate costs with respect to \mathbf{y}_t and prove the validity of the gradient to the surrogate costs. First, the convexity property follows from the linearity structure, and the fact that the \mathbf{d}_{tk}^c defined through a concave min function. Consider the following LP (I.8) and denote its optimal value as a function of $\mathbf{y}_t = \mathbf{x}_{t1}$ as $\text{LP}(\mathbf{y}_t) = \tilde{C}(\mathbf{x}_{t+1}(\mathbf{y}_t), \mathbf{y}_t, \{(\mathbf{d}_{tk}, \mathbf{P}_{tk})\}_{k=1}^H)$. Compared to the original LP subproblem (39) defined in Algorithm I.1, the inventory dynamics across subperiods are included, the constraints $w_{tk,i} \leq (\mathbf{d}_{tk}^c)_i$ are separated into $w_{tk,i} \leq d_{tk,i}$ and $w_{tk,i} \leq x_{tk,i}$ for $i = 1, \dots, n$. To identify the role of \mathbf{y}_t , we invoke (36) to express $x_{tk,i}$ using $y_{t,i}$ and decision variables to rewrite $w_{tk,i} \leq x_{tk,i}$ into

$$w_{tk,i} \leq y_{t,i} - \sum_{h=1}^{k-1} w_{th,i} + \sum_{h=1}^{k-1} \sum_{j=1}^n P_{th,ji} (w_{th,j} + \gamma_{th,j}). \quad (\text{I.7})$$

To further removing $\gamma_{th,j}$ from (I.7), we invoke (37) to obtain

$$\gamma_{th} = \sum_{j=1}^{h-1} \left(\mathbf{w}_{tj} \circ \prod_{l=j}^{h-1} [(\mathbf{I} - \mathbf{P}_{tl})\mathbf{1}] \right),$$

Algorithm I.1 OGR-Extended: Online Gradient Repositioning Algorithm for Extended Model

- 1: **Input:** Number of iterations T , number of subperiods H , initial repositioning policy \mathbf{y}_1 ;
- 2: **for** $t = 1, \dots, \mathbf{do}$
- 3: Set the target inventory as $\mathbf{x}_{t1} = \mathbf{y}_t$ and observe realized censored demand $\mathbf{d}_{tk}^c = \min(\mathbf{x}_{tk}, \mathbf{d}_{tk})$ for $k \in [H], t \in [T]$;
- 4: Denote λ_{tk} be the optimal dual solution corresponding to (Constraint- k);

$$\begin{aligned}
& \min \sum_{i=1}^n \sum_{j=1}^n c_{ij} \xi_{t,ij} - \sum_{k=1}^H \sum_{i=1}^n \sum_{j=1}^n l_{ij} P_{tk,ij} w_{tk,i}, \\
& \text{subject to } \sum_{i=1}^n \xi_{t,ij} - \sum_{i'=1}^n \xi_{t,ji'} = \sum_{k=1}^H \left[w_{tk,j} - \sum_{i=1}^n P_{tk,ij} (w_{tk,i} + \gamma_{tk,i}) \right], \forall j \in [n], \\
& \gamma_{t(k+1),i} = (w_{tk,i} + \gamma_{tk,i}) \left(1 - \sum_{j=1}^n P_{tk,j} \right), \forall k \in [H], i \in [n], \tag{I.6} \\
& \gamma_{t1,i} = 0, \forall i \in [n], \\
& w_{tk,i} \geq 0, \xi_{t,ij} \geq 0, \forall i, j \in [n], \\
& w_{t1,i} \leq d_{t1,i}^c, \forall i \in [n], \tag{Constraint-1} \\
& w_{t2,i} \leq d_{t2,i}^c, \forall i \in [n], \tag{Constraint-2} \\
& \dots \\
& w_{tH,i} \leq d_{tH,i}^c, \forall i \in [n]. \tag{Constraint-H}
\end{aligned}$$

- 5: Let $\mathbf{g}_{tk} = \lambda_{tk} \circ \mathbb{1} \{ \mathbf{d}_{tk}^c = \mathbf{x}_{tk} \}$ where $\lambda_{tk,i}, i \in [n]$ is the dual solution corresponding to (Constraint- k) for $k = 1, \dots, H$;
- 6: Compute $\mu_{tk}, k = H, H-1, \dots, 1$ recursively through (I.10);
- 7: Update the repositioning policy $\mathbf{y}_{t+1} = \Pi_{\Delta_{n-1}} \left(\mathbf{y}_t - \frac{1}{H\sqrt{t}} \sum_{k=1}^H \mu_{tk} \right)$;
- 8: **end for**
- 9: **Output:** $\{\mathbf{y}_t\}_{t=1}^T$.

and plug it into (I.7) to obtain (I.9). The converted form in (I.9) is essential as we construct subgradient with respect to \mathbf{y}_t .

$$\begin{aligned}
& \min_{\xi_{t,ij}, w_{tk,i}, \gamma_{tk,i}} \sum_{i=1}^n \sum_{j=1}^n c_{ij} \xi_{t,ij} - \sum_{k=1}^H \sum_{i=1}^n \sum_{j=1}^n l_{ij} P_{tk,ij} w_{tk,i}, \tag{I.8} \\
& \text{subject to } \sum_{i=1}^n \xi_{t,ij} - \sum_{k=1}^H \sum_{k=1}^H \xi_{t,jk} = \sum_{k=1}^H \left[w_{tk,j} - \sum_{i=1}^n P_{tk,ij} (w_{tk,i} + \gamma_{tk,i}) \right], \quad \forall j, \\
& \gamma_{t1,i} = 0, \forall i,
\end{aligned}$$

$$\begin{aligned}
\gamma_{t(k+1),i} &= (w_{tk,i} + \gamma_{tk,i}) \left(1 - \sum_{j=1}^n P_{tk,ij} \right), \quad \forall k, i, \\
w_{tk,i} &\leq d_{tk,i}, \quad \forall k, i \\
w_{tk,i} &\leq y_{t,i} - \sum_{h=1}^{k-1} w_{th,i} + \sum_{h=1}^{k-1} \sum_{j=1}^n P_{th,ji} \left(w_{th,j} + \sum_{o=1}^{h-1} w_{to,j} \prod_{l=o}^{h-1} \left(1 - \sum_{s=1}^n P_{tl,js} \right) \right), \quad \forall k, i.
\end{aligned} \tag{I.9}$$

Let $\boldsymbol{\mu}_{tk}$ be the vector of dual variables associated with the constraints $w_{t1,i} \leq y_{t,i} - \sum_{h=1}^{k-1} w_{th,i} + \sum_{h=1}^{k-1} \sum_{j=1}^n P_{th,ji} (w_{th,j} + \gamma_{th,j})$. As in (E.9), by strong duality and optimality of $\boldsymbol{\mu}_{tk}$, it holds that $\text{D-LP}(\mathbf{y}') - \text{D-LP}(\mathbf{y}) \geq \sum_{k=1}^H \boldsymbol{\mu}_{tk}^\top (\mathbf{y}' - \mathbf{y})$, where we notice that the coefficient in front of \mathbf{y}_t is 1 for the constraints in (I.9). Recall that we define $\boldsymbol{\lambda}_{tk}$ as the dual corresponding to the constraints $\mathbf{w}_{tk} \leq \mathbf{d}_{tk}^c$ in the original LP (39). Furthermore, we define $\mathbf{g}_{tk} = \boldsymbol{\lambda}_{tk} \circ \mathbb{1}\{\mathbf{d}_{tk}^c = \mathbf{x}_{tk}\}$ and $\mathbf{h}_{tk} := \boldsymbol{\lambda}_{tk} \circ \mathbb{1}\{\mathbf{d}_{tk}^c \neq \mathbf{x}_{tk}\}$. Similarly to the single-subperiod case, \mathbf{h}_{tk} can serve as the dual corresponding to $\mathbf{w}_{tk} \leq \mathbf{d}_{tk}$. To recover $\boldsymbol{\mu}_{tk}$ from \mathbf{g}_{tk} , we derive the following recursive relationship between \mathbf{g}_{tk} and $\boldsymbol{\mu}_{tk}$, which is obtained by aligning the constraints with respect to \mathbf{w}_{tk} in the dual problem of two LPs. Specifically, for $k = 1, \dots, H$,

$$\mathbf{g}_{tk} = \boldsymbol{\mu}_{tk} + (\mathbf{I} - \mathbf{P}_{tk}) \sum_{l=k+1}^H \boldsymbol{\mu}_{tl} - \sum_{l=k+2}^H \left\{ \sum_{s=k+1}^{l-1} \mathbf{P}_{ts} \boldsymbol{\mu}_{tl} \circ \prod_{u=k}^{s-1} [(\mathbf{I} - \mathbf{P}_{tu}) \mathbf{1}] \right\}. \tag{I.10}$$

Here, \circ denotes Hadamard product, and with slight abuse of notation, $\prod_{u=k}^{s-1} [(\mathbf{I} - \mathbf{P}_{tu}) \mathbf{1}]$ denotes the successive Hadamard product of vectors. Through (I.10), we can solve it recursively for $k = H, H-1, \dots$ to obtain $\boldsymbol{\mu}_{tk}$. We can then verify that the dual optimality condition is satisfied by $\boldsymbol{\mu}_{tk}$ along with \mathbf{h}_{tk} , and dual solutions corresponding to other constraints that are unchanged.

For any $\mathbf{x}, \mathbf{y} \in \Delta_{n-1}$, $\|\mathbf{x} - \mathbf{y}\|_2 \leq \|\mathbf{x}\|_2 + \|\mathbf{y}\|_2 \leq 2$. Invoking Lemma E.1 to obtain that

$$\sum_{t=1}^T \tilde{C}_t(\mathbf{x}_t(\mathbf{S}_t), \mathbf{S}_t, \{(\mathbf{d}_{tk}, \mathbf{P}_{tk})\}_{k=1}^H) - \min_{\mathbf{S} \in \Delta_{n-1}} \sum_{t=1}^T \tilde{C}_t(\mathbf{x}_t(\mathbf{S}), \mathbf{S}, \{(\mathbf{d}_{tk}, \mathbf{P}_{tk})\}_{k=1}^H) \tag{I.11}$$

$$\leq 6 \left\| \sum_{h=1}^H \boldsymbol{\mu}_{th} \right\|_2 \cdot \sqrt{T}. \tag{I.12}$$

In Lemma I.1, we have shown

$$\sum_{t=1}^T \left| \tilde{C}(\mathbf{x}_{t+1}, \mathbf{y}_t, \{(\mathbf{d}_{tk}, \mathbf{P}_{tk})\}_{k=1}^H) - \tilde{C}(\mathbf{x}_t, \mathbf{y}_t, \{(\mathbf{d}_{tk}, \mathbf{P}_{tk})\}_{k=1}^H) \right| \leq \sum_{t=1}^T 2 \cdot \left(\max_{i,j=1,\dots,n} c_{ij} \right) \cdot \|\mathbf{y}_t - \mathbf{y}_{t-1}\|_1.$$

Because of the update with step size $\frac{1}{\sqrt{tH}}$,

$$\sum_{t=1}^T 2 \frac{1}{\sqrt{tH}} \sqrt{n} \|\mathbf{g}_t\|_2 \leq 2\sqrt{nTH}^{-1} \left\| \sum_{h=1}^H \boldsymbol{\mu}_{th} \right\|_2.$$

Similar to the Lipschitz property in Lemma 1, we can bound the subgradient norm by $\|\boldsymbol{\mu}_{th}\|_2 \leq n^2(\max_{i,j} c_{ij} + \max_{i,j} l_{ij})$, and by triangle inequality,

$$\left\| \sum_{h=1}^H \boldsymbol{\mu}_{th} \right\|_2 \leq Hn^2(\max_{i,j} c_{ij} + \max_{i,j} l_{ij}).$$

Putting all together, the regret can be bounded by

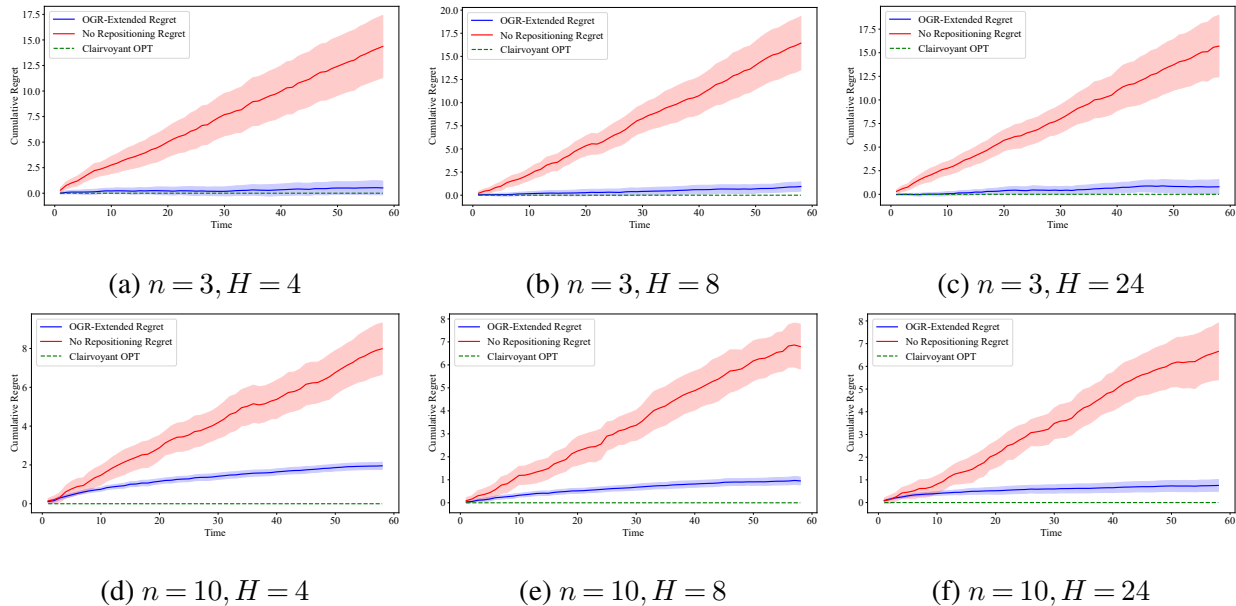
$$n^2 T^{1/2} (\max_{i,j} c_{ij} + \max_{i,j} l_{ij}) \cdot (6H + 2n^{1/2}) \in O\left(n^{2.5} H \sqrt{T}\right).$$

We note that the bound is with regard to the number of review periods whereas the number of rental sub-periods is actually $\tilde{T} = HT$, and thus the bound also equivalent to $O\left(n^{2.5} \sqrt{HT}\right)$. This bound is obtained for any demand and origin-to-destination matrices sequence. To obtain a stochastic version of the bound as in Corollary 1, one can impose some standard assumption and it follows directly by taking expectations on both sides of the inequality. \square

1.2 Numerical Results of Extended Model

To test the numerical performances of the OGR-Extended algorithm, we use the optimal solution calculated from the linear programming offline solution as the benchmark to compute the regrets. We note that the validity of the linear program is established in Proposition I.1. The one-time learning algorithm introduced in Algorithm G.2 is no longer practical in the extended model for the following reasons: it relies on the network independence assumption and sufficient total inventory to obtain uncensored demand data. However, with multi-subperiod setting, such guarantees are less viable and thus without uncensored demand, such one-time learning is less applicable.

Figure I.1 Regret performances of OGR-Extended with different model parameters.



Notes. Since the total inventory is normalized to 1, and the mean demand originating from each location is scaled by $1/n$ in our data generating processes, an increase in n does not necessarily lead to an increase in the cost or regret scale.

Therefore, we compare with the No Relocating policy in the cumulative regret, with a focus on scenarios without network independence. We fix the length of time horizon as $T = 60$ periods and vary the

parameters $(n, H) = (3, 4), (3, 4), (10, 8), (10, 8)$. For demand in each subperiod, we adopt the network dependence scenario as in Section 8. Furthermore, to account for nonstationarity, we generate H permutations of $[n]$, denoted by σ_h for $h = 1, \dots, H$. For each h , we first sample a demand vector from the multivariate normal distribution with non-zero correlations, and then permute the demand vector by σ_h . This parameter choice captures demand nonstationarity, as exemplified by morning and evening rush hours, where locations with peak outbound demand can vary.

For each origin-to-destination matrix P , we construct a matrix Q as follows: elements in the first and second columns of Q are drawn from an exponential distribution with mean 5, while the remaining elements are drawn from $\text{Unif}(0, 1)$; furthermore, for each row, we generate a scale factor from $\text{Unif}(0.80, 0.99)$ representing the total percentage of rental units originating from the locations being returned during this subperiod, and then normalize the row sum to this scale factor to account for the outstanding inventory. We conduct 20 experimental runs and, and plot both the average and the 95% confidence intervals of regrets computed from these repeated experiments.

As observed from Figure I.1, the OGR-Extended demonstrates superior performance in contrast with the linear regret of the No Repositioning policy. Interestingly, with $n = 10$, the regret of OGR-Extended is actually smaller when $H = 8$ than when $H = 4$. When the number of subperiods H is increased to 24, we observe that the regret gap is even lower. This observation does not contradict our theoretical guarantee with positive dependence on H as that was just an upper bound. While the current regret dependence on H is moderate, the effectiveness of our algorithm when H is large is commendable, and a finer characterization of H 's role in the achievable performance bound is an interesting direction for further investigation. A key intuition behind this phenomenon is that infrequent repositioning naturally leads to less room for improvement between an optimal policy and an algorithmic one. Moreover, the narrow confidence bands of OGR-Extended in Figure I.1 indicate the robustness of the algorithm's performance.