

EFFECTS AND BIOLOGICAL CONSEQUENCES OF THE PREDATOR-MEDIATED APPARENT COMPETITION I: ODE MODELS

YUAN LOU[†], WEIRUN TAO[‡], ZHI-AN WANG[§]

ABSTRACT. Predator-mediated apparent competition is an indirect negative interaction between two prey species mediated by a shared predator, which can lead to changes in population dynamics, competition outcomes and community structures. This paper is devoted to investigating the effects and biological consequences of the predator-mediated apparent competition based on a two prey species (one is native and the other is invasive) and one predator model with Holling type I and II functional response functions. Through the analytical results and case studies alongside numerical simulations, we find that the initial mass of the invasive prey species, capture rates of prey species, and the predator's mortality rate are all important factors determining the success/failure of invasions and the species coexistence/extinction. The global dynamics can be completely classified for the Holling type I functional response function, but can only be partially determined for the Holling type II functional response function. For the Holling type I response function, we find that whether the invasive prey species can successfully invade to promote the predator-mediated apparent competition is entirely determined by the capture rates of prey species. If the Holling type II response function is applied, then the dynamics are more complicated. First, if two prey species have the same ecological characteristics, then the initial mass of the invasive prey species is the key factor determining the success/failure of the invasion and hence the effect of the predator-mediated apparent competition. Whereas if two prey species have different ecological characteristics, say different capture rates, then the success of the invasion no longer depends on the initial mass of the invasive prey species, but on the capture rates. In all cases, if the invasion succeeds, then the predator-mediated apparent competition's effectiveness essentially depends on the predator's mortality rate. Precisely we show that the native prey species will die out (resp. persist) if the predator has a low (resp. moderate) mortality rate, while the predator will go extinct if it has a large mortality rate. Our study reveals that predator-mediated apparent competition is a complicated ecological process, and its effects and biological consequences depend upon many possible factors.

1. INTRODUCTION

Predation is a primary determinant of the structure and function of ecological systems for maintaining biological diversity and balance (cf. [12, 28]). This sounds like a paradoxical statement, as predators kill and consume prey, therefore seeming to cause death, not life. Indeed by doing so, predators may keep other species (like damaging pests) in check and ensure that a multitude of species occupying a variety of environmental niches can survive and thrive. For instance, without the regulation of predators, prey populations may reproduce beyond the carrying capacity of their environments, decimating the populations of smaller animals, plants, and coral reefs (see [1]). As these species decline, additional organisms that rely on their presence will also decline, resulting in a domino effect that can ultimately push populations and habitats beyond the threshold of recovery. Predators can impact the ecosystem in enormously different ways, and hence gaining a comprehensive understanding of predators' role in ecosystems is a daunting task. Nevertheless, theoretical models alongside analysis can play important parts in interpreting observed patterns/phenomena

[†]School of Mathematical Sciences, Shanghai Jiao Tong University, Shanghai 200240, China

[‡]School of Mathematics, Southeast University, Nanjing 211189, China

[§]Department of Applied Mathematics, The Hong Kong Polytechnic University, Hung Hom, Kowloon, Hong Kong

E-mail address: yuanlou@sjtu.edu.cn (Y. Lou), taoweiruncn@163.com (W. Tao), mawza@polyu.edu.hk (Z.-A. Wang).
2020 *Mathematics Subject Classification.* 34D05, 34D23, 92-10, 92D25.

Key words and phrases. Apparent competition, invasion, functional response function, global stability, coexistence and extinction.

and making qualitative predictions, and in particular could pinpoint which processes, interactions, or parameter values are responsible for observed behaviors. Competition occurs at the same trophic level, while predation happens between different trophic levels. Though competition and predation can be intertwined directly or indirectly, these two ecological processes are often investigated separately in the existing research.

For the modeling of direct interspecific competition, the growth rate of each species population is described by a first-order differential equation

$$\frac{dN_i}{dt} = F_i(N_1, N_2, \dots, N_i, \dots).$$

The species i and j are competing if $\frac{\partial F_i}{\partial N_j}, \frac{\partial F_j}{\partial N_i} < 0$ at equilibrium (cf. [20]). Indirect interactions between two organisms are mediated or transmitted by a third one. In particular, there is a special indirect negative interaction, called “apparent competition” (cf. [10, 11]), that happens between victim species mediated through the action of one or more species of shared natural enemies (e.g., predators, herbivores, omnivores, parasitoids, and pathogens). The apparent competition is usually denoted by $(-, -)$, which means a reciprocal negative interaction between each pair of victim species in the presence of a shared natural enemy. Moreover, there are also other types of enemy-mediated indirect interactions, including apparent mutualism $(+, +)$, apparent predation $(+, -)$, apparent commensalism $(+, 0)$ and apparent amensalism $(-, 0)$ (cf. [5, 6, 11] and references therein).

In the predator-prey system with one predator and one prey, the specialist predator cannot generally take the prey to extinction as the predators usually starve to death before they can find the last prey. However, if fueled by a secondary prey (called an invasive prey), the predator may take the native prey species to a lower level. This process is called the predator-mediated apparent competition introduced by Holt [10] where a species indirectly and negatively affects another species that shares the same predator by influencing predator abundance of biomass. It has long been recognized as a widespread phenomenon observed in many ecological communities (cf. [6, 9]). In the experiment of [15], releases of economically unimportant Willamette mites alone, or releases of predatory mites alone, failed to reduce populations of the damaging Pacific spider mite. However, when both herbivorous Willamette mites and predatory mites were released together, populations of Pacific mites were reduced. In [29], apparent competition between krill and copepods mediated by capelin in the Barents Sea (see a schematic representation in Fig. 1) was employed to advocate that a krill invasion could affect copepod biomass negatively and result in the decrease of copepod biomass. This process involves both bottom-up and top-down effects, where the bottom-up effect influences communities from lower to higher trophic levels of the food web, and the top-down effect is vice versa. However, apparent competition may be difficult to detect or measure due to its indirect nature and the potential for concurrent exploitative competition or other community effects [29].

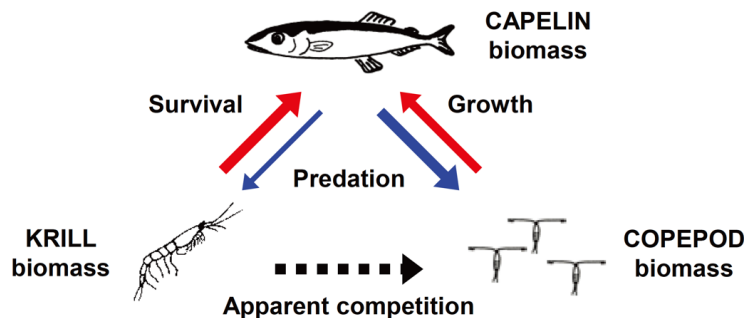


FIGURE 1. Apparent competition between krill and copepods mediated by capelin in the Barents sea. The arrow width is approximately proportional to the strength of the effect size. Bottom-up effects are shown in red, and top-down in blue. (cf. [29, Fig.1])

It was pointed out in [11] that the idea that species can somehow achieve apparent competition by sharing a predator has a venerable history in ecology (cf. [32] and [19, pp. 94-95]). The mathematical model describing predator-mediated apparent competition was first introduced by Holt [10], and can be encompassed in the following general model for a single predator species feeding on multiple prey (see also [11]):

$$\begin{cases} \frac{du_i}{dt} = F_i(\vec{u}, w) = u_i [g_i(u_i) - f_i(\vec{u})w], \\ \frac{dw}{dt} = G(\vec{u}, w) = wF(\vec{u}), \end{cases} \quad (1.1)$$

where w and u_i are densities of the predator and prey species i , and the arrow over u denotes a vector of prey abundances, F_i is the total growth rate of prey species i and G is the growth rate of the predator. In the first equation of (1.1), $g_i(u_i)$ is the inherent per capita growth rate of the prey i in the absence of the predator, $f_i(\vec{u})$ is the functional response function of the predator to prey species i and the quantity $f_i(\vec{u})w$ is the per capita rate of mortality from predation experienced by prey species i . The right-hand side of the second equation of (1.1) states that the per capita growth rate $F(\vec{u})$ of the predator depends on prey availability. Focusing on the predator-mediated apparent competition (i.e. indirect interaction), it is assumed in (1.1) that direct interspecific competition among prey species is negligible.

Though the importance of the predator-mediated apparent competition was extensively discussed in various biological literature (see [6,9,15,29] and references therein) since the pioneering work [10], mathematical works are much less compared to those for the predator-prey or competition systems (e.g. see [3,8,14,22,24,26,27,31] and references therein). Based on (1.1), in this paper, we consider a specified predator-mediated apparent competition model with two prey species and one shared predator:

$$\begin{cases} u_t = u(1 - u/K_1) - wf_1(u), & t > 0, \\ v_t = v(1 - v/K_2) - wf_2(v), & t > 0, \\ w_t = w(\beta_1 f_1(u) + \beta_2 f_2(v) - \theta), & t > 0, \\ (u, v, w)(0) = (u_0, v_0, w_0) \end{cases} \quad (1.2)$$

where $u(t), v(t)$ and $w(t)$ represent the densities of native prey species, the invasive prey species, and shared predator species at time t , respectively. The initial data u_0, v_0, w_0 are assumed to be positive. The function $f_i (i = 1, 2)$ and parameters have the following biological interpretations:

- $f_i, i = 1, 2$, - functional response functions;
- $K_i, i = 1, 2$, - carrying capacities for the prey species;
- $\beta_i, i = 1, 2$, - trophic efficiency (conversion rates);
- θ - mortality rate of the predator.

All the parameters shown above are positive. For definiteness, we consider two types of the functional response functions:

$$f_i(s) = \alpha_i s, \quad i = 1, 2, \text{ (Holling type I)}, \quad (1.3)$$

$$f_i(s) = \frac{\gamma_i s}{1 + \gamma_i h_i s}, \quad i = 1, 2, \text{ (Holling type II)}, \quad (1.4)$$

where α_i and $\gamma_i, i = 1, 2$, denote the capture rates (i.e. the rates at which prey species are captured), and $h_i > 0, i = 1, 2$, represents the handling time.

If the functional response functions are Holling type I (i.e. Lotka-Volterra type) and the direct competition between the two prey species is considered in (1.2), the predator-mediated coexistence and/or extinction have been studied in the literature [2, 4, 13, 21, 25, 30]. However, these works did not consider the case of Holling type II functional response function. The main determinants of the predator-mediated apparent competition and quantitative effects of the predator-mediated apparent competition were not investigated either. In this paper, we shall consider these questions not studied in the literature.

Since the predator-mediated apparent competition involves an invasion of the secondary prey species (called invasive prey species in the sequel) which is also a food supply to the shared predator, the invasion may not be successful and consequently, the predator-mediated apparent competition will not take effect. Therefore the first aim of this paper is to investigate

A1. Under what conditions, the invasive prey species can successfully invade to promote the predator-mediated apparent competition?

If the invasive prey species invade successfully and supply additional food to the predator, then the native prey species will be under more intensive predation pressure, possibly resulting in a population decrease or even extinction. Hence the second aim of this paper is to address

A2. Whether the predator-mediate apparent competition could reduce the biomass of the native prey species or even drive the native species to go extinct? If so, what conditions are required, and which processes are the main determinants?

By global and local stability analysis alongside numerical simulations, we find that the answers to the above questions depend upon the types of the functional response function. For the Holling type I response function, we find that whether the invasive prey species can successfully invade to launch the predator-mediated apparent competition is entirely determined by the capture rates of native and invasive prey species as well as the predator's mortality rate. Whereas for the Holling type II response function, the dynamics are more complicated. First, if two prey species have the same ecological characteristics (i.e. symmetric apparent competition), then the initial mass of the invasive prey species is the key factor determining the success of the invasion and effectiveness of the predator-mediated apparent competition. However, if two prey species have different ecological characteristics (i.e. asymmetric apparent competition), say different capture rates, then the success of the invasion does not rely on the initial mass of the invasive prey species, but on the capture rates of both prey species. In all cases, given that the invasion succeeds, the effectiveness of the predator-mediated apparent competition essentially depends on the predator's mortality rate. Precisely, the native prey species will die out (resp. persist) if the predator has a low (resp. moderate) mortality rate, while the predator will go extinct if it has a large mortality rate. Moreover, we find that the global dynamics of (1.2) with Holling type I functional response function can be completely determined and there is no non-constant solution (like periodic solution). In contrast, (1.2) with Holling type II functional response function can generate complex dynamics including periodic pattern (limit cycle) and bistability. This implies that Holling type I functional response function is unsuitable to explain the temporal inhomogeneity.

The rest of this paper is organized as follows. In Sect. 2, we state our main mathematical results on the global stability of the system (1.2) with (1.3) and (1.4), and the relevant proofs are given in Sect. 5. In Sect. 3, we focus on the case of Holling type II functional response function and conduct case studies to pinpoint the main factors determining the effects and biological consequence of the predator-mediated apparent competition. In Section 4, we summarize our main findings and discuss several open questions.

2. GLOBAL STABILITY RESULTS

This section outlines our primary mathematical findings. We first introduce some notations used throughout the paper for clarity and brevity and then proceed to state the main results. Let

$$L_i := \beta_i f_i(K_i), \quad \lambda_i := \frac{1}{\gamma_i h_i}, \quad i = 1, 2,$$

$$L := L_1 + L_2, \quad \theta_0 := \max \left\{ \left(1 - \frac{\alpha_1}{\alpha_2}\right)L_1, \left(1 - \frac{\alpha_2}{\alpha_1}\right)L_2 \right\}.$$

We denote the equilibrium of (1.2) by $E_s = (u_s, v_s, w_s)$, which includes extinction equilibria, predator-free equilibria, semi-coexistence equilibria and coexistence equilibria listed in Table 1, where the coexistence equilibrium $E_* = (u_*, v_*, w_*)$ is obtained by solving (1.2) for $u, v, w > 0$. To

differentiate coexistence equilibria for different functional response functions, we utilize the notation

$$E_* = \begin{cases} P_*, & \text{if (1.3) holds,} \\ Q_*, & \text{if (1.4) holds.} \end{cases}$$

Moreover, in the case of Holling type I functional response function (1.3), the coexistence equilibrium P_* is uniquely given by

$$P_* = \left(\frac{K_1 [(\alpha_2 - \alpha_1)L_2 + \alpha_1\theta]}{\alpha_1 L_1 + \alpha_2 L_2}, \frac{K_2 [(\alpha_1 - \alpha_2)L_1 + \alpha_2\theta]}{\alpha_1 L_1 + \alpha_2 L_2}, \frac{L - \theta}{\alpha_1 L_1 + \alpha_2 L_2} \right),$$

while in the case of Holling type II functional response function (1.4), the coexistence equilibrium Q_* may not exist, be unique, or exist but not be unique (see Remark 2.1).

Remark 2.1. For the system (1.2) with Holling type II functional response function (1.4), it is difficult to find the necessary and sufficient conditions for the existence of Q_* for general system parameters. Note that $0 < \theta < L$ is a necessary but not sufficient condition for the existence of Q_* . Indeed, the necessity is apparent since it is easy to see that $u_* < K_1$, $v_* < K_2$, and thus

$$\theta = \beta_1 f_1(u_*) + \beta_2 f_2(v_*) < \beta_1 f_1(K_1) + \beta_2 f_2(K_2) = L,$$

where we have used the fact that $f_i(s)$, $i = 1, 2$, strictly increases with respect to $s > 0$. However, if

$$\theta = \frac{3}{5}, \quad K_1 = 2, \quad K_2 = 3, \quad \text{and} \quad \beta_i = \gamma_i = h_i = 1, \quad i = 1, 2,$$

then the system (1.2) with (1.4) has no any coexistence equilibrium though $0 < \theta < L = \frac{17}{12}$.

TABLE 1. Equilibria of the system (1.2) with (1.3) or (1.4).

Type of equilibria		Expression of equilibria	Necessary and sufficient condition
Extinction equilibria		$E_0 = (0, 0, 0)$	$\theta > 0$
Predator-free equilibria		$E_u = (K_1, 0, 0), E_v = (0, K_2, 0), E_{uv} = (K_1, K_2, 0)$	$\theta > 0$
Semi-coexistence equilibria	(1.3)	$P_1 = (u_{P_1}, 0, w_{P_1}) = \left(\frac{\theta}{\alpha_1 \beta_1}, 0, \frac{L_1 - \theta}{\alpha_1 L_1} \right)$ $P_2 = (0, v_{P_2}, w_{P_2}) = \left(0, \frac{\theta}{\alpha_2 \beta_2}, \frac{L_2 - \theta}{\alpha_2 L_2} \right)$	$0 < \theta < L_1$ $0 < \theta < L_2$
	(1.4)	$Q_1 = (u_{Q_1}, 0, w_{Q_1}) = \left(\frac{\theta}{(\beta_1 - h_1 \theta) \gamma_1}, 0, \frac{\beta_1 (L_1 - \theta)}{\gamma_1 f_1(K_1) (\beta_1 - h_1 \theta)^2} \right)$ $Q_2 = (0, v_{Q_2}, w_{Q_2}) = \left(0, \frac{\theta}{(\beta_2 - h_2 \theta) \gamma_2}, \frac{\beta_2 (L_2 - \theta)}{\gamma_2 f_2(K_2) (\beta_2 - h_2 \theta)^2} \right)$	$0 < \theta < L_1$ $0 < \theta < L_2$
Coexistence equilibria	(1.3)	P_*	$\theta_0 < \theta < L$
	(1.4)	Q_*	Unclear (see Remark 2.1)

Clearly we have $L_1, L_2, L > 0$, $0 \leq \theta_0 < L$ and $\theta_0 = 0$ if and only if $\alpha_1 = \alpha_2$. For the global stability of equilibria of systems (1.2), it is easy to find that the equilibria E_0, E_u, E_v are saddles for $\theta > 0$, and E_{uv} is also a saddle for $\theta \in (0, L)$ (see Lemma 3.1). Therefore, we will focus on analyzing the global stability of the equilibrium E_{uv} for $\theta \geq L$, and the semi-coexistence/coexistence equilibria for $\theta < L$. Now we can state our main results.

Theorem 2.1 (Global stability for Holling type I). *Let $f_1(u)$ and $f_2(v)$ be given by (1.3). Then the following global stability results hold for (1.2).*

- (i) *If $\alpha_1 < \alpha_2$ (resp. $\alpha_1 > \alpha_2$) and $\theta \in (0, \theta_0]$, then the semi-coexistence equilibrium P_1 (resp. P_2) is globally asymptotically stable.*
- (ii) *If $\theta \in (\theta_0, L)$, then the unique coexistence equilibrium $P_* = (u_*, v_*, w_*)$ of (1.2) is globally asymptotically stable.*
- (iii) *If $\theta \geq L$, then the equilibrium E_{uv} is globally asymptotically stable.*

Theorem 2.2 (Global stability for Holling type II). *Let $f_1(u)$ and $f_2(v)$ be given by (1.4). Then the following global stability results hold for (1.2).*

- (i) *Let $\theta \in (0, L_1)$. Then the semi-coexistence equilibrium Q_1 is globally asymptotically stable if*

$$(K_1, K_2) \in \Lambda_1 := \left\{ (K_1, K_2) \mid K_1 \leq \lambda_1 + u_{Q_1}, \frac{K_2}{f_2(K_2)} \leq w_{Q_1} \right\}, \quad (2.1)$$

where “=” in $\frac{K_2}{f_2(K_2)} \leq w_{Q_1}$ holds only in the case of $v_0 \leq K_2$.

- (ii) *Let $\theta \in (0, L_2)$. Then the semi-coexistence equilibrium Q_2 is globally asymptotically stable if*

$$(K_1, K_2) \in \Lambda_2 := \left\{ (K_1, K_2) \mid K_2 \leq \lambda_2 + v_{Q_2}, \frac{K_1}{f_1(K_1)} \leq w_{Q_2} \right\}, \quad (2.2)$$

where “=” in $\frac{K_1}{f_1(K_1)} \leq w_{Q_2}$ holds only in the case of $u_0 \leq K_1$.

- (iii) *Let $\theta \in (0, L)$ and coexistence equilibrium $Q_* = (u_*, v_*, w_*)$ exist. Then Q_* is globally asymptotically stable if*

$$(K_1, K_2) \in \Lambda_* := \left\{ (K_1, K_2) \mid K_1 \leq \lambda_1 + u_*, K_2 \leq \lambda_2 + v_* \right\}. \quad (2.3)$$

- (iv) *Let $\theta \geq L$. Then the equilibrium E_{uv} is globally asymptotically stable.*

Remark 2.2. We note that the sets Λ_1 , Λ_2 and Λ_* given in (2.1)-(2.3) are mutually disjoint. See Appendix A for the detailed proof.

Remark 2.3. In view of Theorem 2.1, the global stability of the system (1.2) with Holling type I functional response function (1.3) can be completely classified, as summarized in Table 2. However, for Holling type II functional response function (1.4), there are some gaps (see Table 3) for $0 < \theta < L$ left for the global stability.

TABLE 2. Global stability of equilibria of the system (1.2) with (1.3).

	$\theta \in (0, \theta_0]$	$\theta \in (\theta_0, L)$	$\theta \in [L, \infty)$
$\alpha_1 > \alpha_2$	P_2 is GAS	P_* is GAS	E_{uv} is GAS
$\alpha_1 < \alpha_2$	P_1 is GAS		
$\alpha_1 = \alpha_2$ ($\iff \theta_0 = 0$)			

Note: Here the notations “GAS” and “ \iff ” denote “globally asymptotically stable” and “if and only if”, respectively.

The global stability results asserted in Theorem 2.1 and Theorem 2.2 will be proved by the Lyapunov function method along with LaSalle’s invariant principle. The proofs will be postponed to Section 5.

TABLE 3. Global stability of equilibria of the system (1.2) with (1.4).

$i \in \{1, 2\}$	$\theta \in (0, L_i)$	$\theta \in [L_i, L)$	$\theta \in [L, \infty)$
$(K_1, K_2) \in \Lambda_i$	Q_i is GAS	Unclear	E_{uv} is GAS
$(K_1, K_2) \in \Lambda_*$	Q_* is GAS		
$(K_1, K_2) \notin \Lambda_1 \cup \Lambda_2 \cup \Lambda_*$	Unclear		

Note: Here the notation ‘‘GAS’’ has the same interpretation as in Table 2.

3. NUMERICAL SIMULATIONS AND BIOLOGICAL IMPLICATIONS

From Table 2, we see that the global stability of solutions to (1.2) with (1.3) has been completely classified and there is no gap left for the global stability of solutions. In contrast, there are some parameter gaps in which the global dynamics of (1.2) with (1.4) remain unknown (see Table 3). In the following, we shall numerically explore the global dynamics of (1.2) with (1.4) in these gaps. It is well known that one predator and one prey models with Holling type II functional response function may have stable time-periodic solutions [7]. Therefore we anticipate that periodic solutions may arise from the system (1.2) with Holling type II functional response function. Apart from this, we shall also investigate the effect of the predator-mediated apparent competition on population dynamics.

The associated Jacobian matrix of the system (1.2) at an equilibrium $E_s = (u_s, v_s, w_s)$ is

$$\mathcal{J}(E_s) = \begin{pmatrix} 1 - \frac{2u_s}{K_1} - w_s f_1'(u_s) & 0 & -f_1(u_s) \\ 0 & 1 - \frac{2v_s}{K_2} - w_s f_2'(v_s) & -f_2(v_s) \\ \beta_1 w_s f_1'(u_s) & \beta_2 w_s f_2'(v_s) & \beta_1 f_1(u_s) + \beta_2 f_2(v_s) - \theta \end{pmatrix}$$

$$=: \begin{pmatrix} J_{11} & 0 & J_{13} \\ 0 & J_{22} & J_{23} \\ J_{31} & J_{32} & J_{33} \end{pmatrix}.$$

We denote the three eigenvalues of $\mathcal{J}(E_s)$ by ρ_1, ρ_- and ρ_+ , which are the roots of

$$\rho^3 + a_2 \rho^2 + a_1 \rho + a_0 = 0, \quad (3.1)$$

where $a_i = a_i(E_s)$, $i = 0, 1, 2$, are given by

$$\begin{cases} a_0 := J_{11} J_{22} J_{33} - J_{11} J_{23} J_{32} - J_{13} J_{22} J_{31}, \\ a_1 := J_{11} J_{22} + J_{11} J_{33} + J_{22} J_{33} - J_{13} J_{31} - J_{23} J_{32}, \\ a_2 := -(J_{11} + J_{22} + J_{33}). \end{cases}$$

It follows from the Routh-Hurwitz criterion (cf. [23, Appendix B]) that all roots of (3.1) have negative real parts if and only if

$$a_0, a_1, a_2 > 0 \quad \text{and} \quad a_1 a_2 - a_0 > 0.$$

Next, we use the above results to study the stability of all equilibria. First from Theorem 2.2 (iv) it follows that E_{uv} is globally asymptotically stable for $\theta \geq L$. The following results can also be easily obtained.

Lemma 3.1. *The equilibria E_0, E_u, E_v are saddles for any $\theta > 0$. The equilibrium E_{uv} is a saddle for $\theta \in (0, L)$, while E_{uv} is globally asymptotically stable for $\theta \geq L$.*

Proof. With simple calculations, one can easily find that the eigenvalues of \mathcal{J} at the four equilibria E_0, E_u, E_v, E_{uv} are

$$\begin{cases} \rho_1 = -\theta, & \rho_{\pm} = 1, & \text{if } E_s = E_0, \\ \rho_1 = L_1 - \theta, & \rho_{\pm} = \pm 1, & \text{if } E_s = E_u, \\ \rho_1 = L_2 - \theta, & \rho_{\pm} = \pm 1, & \text{if } E_s = E_v, \\ \rho_1 = L - \theta, & \rho_{\pm} = -1, & \text{if } E_s = E_{uv}, \end{cases}$$

which completes the proof. \square

We next investigate the stability of semi-coexistence equilibria Q_1, Q_2 , and coexistence equilibria Q_* . It turns out that the stability analysis for these equilibria of (1.2) with Holling type II functional response function (1.4) is too complicated to find explicit stability/instability conditions. For clarity and definiteness, we assume that the handling time for the two prey species is the same by simply letting $h_1 = h_2 = 1$ for brevity. By (1.4), it holds that

$$f_i(s) = \frac{s}{\frac{1}{\gamma_i} + s} =: \frac{s}{\lambda_i + s}, \quad s \geq 0, \quad i = 1, 2. \quad (3.2)$$

In what follows, we shall use (3.2) instead of (1.4) as the Holling type II functional response function to undertake case studies along with numerical simulations. As illustrated in [11, Figure 1], predator-mediated apparent competition among two victim prey species may be symmetric or asymmetric. Hence we shall distinguish these two scenarios in our subsequent analysis.

- **Symmetric apparent competition** (two prey species have the same ecological characteristics): Two prey species have the same ecological characteristics, namely the two prey species are different phenotypes of the same species. In this case, we will consider

$$K_i = K, \quad \beta_i = \beta, \quad \gamma_i = \gamma, \quad h_i = h, \quad i = 1, 2,$$

where K, β, γ and h are positive constants.

- **Asymmetric apparent competition** (two prey species have different ecological characteristics): Prey species having different ecological characteristics may be dissimilar in many ways, such as the carrying capacity, trophic efficiency, the rate of being captured by the predator (i.e. capture rate), and so on. In this case, we may assume that the two prey species have different values for one parameter and the same values for other parameters.

3.1. Symmetric apparent competition. For definiteness and simplicity of computations, without loss of generality, we take

$$K_1 = K_2 = 3 \quad \text{and} \quad \beta_1 = \beta_2 = \lambda_1 = \lambda_2 = 1. \quad (3.3)$$

We deduce from (3.3) that $L_1 = L_2 = \frac{3}{4}$ and $L = \frac{3}{2}$. In addition to the equilibria E_0, E_u, E_v and E_{uv} of (1.2) which exist for any $\theta > 0$, there are two semi-coexistence equilibria

$$\begin{cases} Q_1 = \left(\frac{\theta}{1-\theta}, 0, \frac{3-4\theta}{3(1-\theta)^2} \right), \\ Q_2 = \left(0, \frac{\theta}{1-\theta}, \frac{3-4\theta}{3(1-\theta)^2} \right), \end{cases} \quad \text{if } \theta \in \left(0, \frac{3}{4} \right). \quad (3.4)$$

With tedious but elementary calculations, one can find that there is no coexistence equilibrium if $\theta \geq \frac{3}{2}$, a unique coexistence equilibria Q_*^0 exists if $\theta \in (0, \frac{2}{3}] \cup [1, \frac{3}{2})$ and three coexistence equilibria Q_*^i ($i = 0, 1, 2$) exist if $\theta \in (\frac{2}{3}, 1)$, where

$$\begin{cases} Q_*^0 := \left(\frac{\theta}{2-\theta}, \frac{\theta}{2-\theta}, \frac{4(3-2\theta)}{3(2-\theta)^2} \right), \\ Q_*^1 := \left(1 + 2\sqrt{\frac{1-\theta}{2-\theta}}, 1 - 2\sqrt{\frac{1-\theta}{2-\theta}}, \frac{4}{3(2-\theta)} \right), \\ Q_*^2 := \left(1 - 2\sqrt{\frac{1-\theta}{2-\theta}}, 1 + 2\sqrt{\frac{1-\theta}{2-\theta}}, \frac{4}{3(2-\theta)} \right). \end{cases} \quad (3.5)$$

Remark 3.1. In addition to the global stability result for E_{uv} stated in Lemma 3.1, we can also apply Theorem 2.2 (iii) to see that Q_*^0 is globally asymptotically stable for $\theta \in [\frac{4}{3}, \frac{3}{2})$ since $u_* = v_* = \frac{\theta}{2-\theta} \geq 2 = K_i - \lambda_i$ ($i = 1, 2$).

In view of Lemma 3.1 and Remark 3.1, it remains to consider the stabilities of semi-coexistence and coexistence equilibria for $\theta \in (0, \frac{3}{2})$. We begin with the local stability of the semi-coexistence equilibria Q_1 and Q_2 for $\theta \in (0, \frac{3}{4})$.

Lemma 3.2. *Let (3.3) hold and $\theta \in (0, \frac{3}{4})$. Then Q_i ($i = 1, 2$) has the following properties.*

- If $\theta \in \{\frac{1}{2}, \frac{2}{3}\}$, then Q_i ($i = 1, 2$) is marginally stable, where $\rho_1 = -\frac{1}{3}$, $\rho_{\pm} = \pm \frac{i}{\sqrt{6}}$ if $\theta = \frac{1}{2}$, and $\rho_1 = 0$, $\rho_{\pm} = \frac{-2 \pm \sqrt{2}i}{9}$ if $\theta = \frac{2}{3}$.
- If $\theta \in (0, \frac{1}{2})$, then Q_i is a saddle-focus, where $\rho_1 < 0$, and ρ_{\pm} are a pair of complex-conjugate eigenvalues with $\text{Re}(\rho_{\pm}) > 0$ and $\text{Im}(\rho_{\pm}) \neq 0$.
- If $\theta \in (\frac{1}{2}, \frac{2}{3})$, then Q_i is a stable focus-node, where $\rho_1 < 0$, and ρ_{\pm} are a pair of complex-conjugate eigenvalues with $\text{Re}(\rho_{\pm}) < 0$ and $\text{Im}(\rho_{\pm}) \neq 0$.
- If $\theta \in (\frac{2}{3}, \theta_1)$, then Q_i is a saddle-focus, where $\rho_1 > 0$, and ρ_{\pm} are a pair of complex-conjugate eigenvalues with $\text{Re}(\rho_{\pm}) < 0$ and $\text{Im}(\rho_{\pm}) \neq 0$.
- If $\theta \in [\theta_1, \frac{3}{4})$, then Q_i is a saddle with $\rho_1 > 0$ and $\rho_{\pm} < 0$.

Here, $\theta_1 \approx 0.6793$ is the unique real root of the equation $16\theta^3 - 37\theta^2 + 31\theta - 9 = 0$ for $\theta \in (0, \frac{3}{4})$.

Proof. We omit the proofs for brevity as they are elementary. \square

We next give the local stability of the coexistence equilibria.

Lemma 3.3. *Let (3.3) hold and $\theta \in (0, \frac{3}{2})$. Then Q_*^0 has the following properties.*

- If $\theta = 1$, then Q_*^0 is marginally stable with $\rho_1 = 0$ and $\rho_{\pm} = \pm \frac{i}{\sqrt{3}}$.
- If $\theta \in (0, 1)$, then $\rho_1 > 0$, and ρ_{\pm} are a pair of complex-conjugate eigenvalues with $\text{Re}(\rho_{\pm}) > 0$ and $\text{Im}(\rho_{\pm}) \neq 0$. Therefore, Q_*^0 is an unstable focus-node.
- If $\theta \in (1, \frac{3}{4})$, then $\rho_1 < 0$, and ρ_{\pm} are a pair of complex-conjugate eigenvalues with $\text{Re}(\rho_{\pm}) < 0$ and $\text{Im}(\rho_{\pm}) \neq 0$. As a result, Q_*^0 is a stable focus-node.
- If $\theta \in [\frac{3}{4}, \frac{3}{2})$, then Q_*^0 is globally asymptotically stable.

Proof. The proofs of the first two conclusions are omitted for brevity since they are standard and elementary. The third conclusion is a direct consequence of Theorem 2.2 (iii), see Remark 3.1. \square

With some tedious calculations, we also obtain the following result.

Lemma 3.4. *Let (3.3) hold and $\theta \in (\frac{2}{3}, 1)$. Then $\rho_1 < 0$, and ρ_{\pm} are a pair of complex-conjugate eigenvalues with $\text{Re}(\rho_{\pm}) < 0$ and $\text{Im}(\rho_{\pm}) \neq 0$. Hence Q_*^1 and Q_*^2 are stable focus-nodes.*

With the stability results given in Lemmas 3.1-3.4, we summarize the stability/instability properties of all equilibria in Table 4. The bifurcation diagrams of these equilibria are shown in Fig. 2. The results in Table 4 imply that if the predator's mortality rate θ is sufficiently large ($\theta \geq \frac{3}{2}$), then the predator will die out and two prey species coexist (i.e. E_{uv} is globally asymptotically stable). If θ is suitably large (i.e. $\theta \in [\frac{4}{3}, \frac{3}{2})$), then the predator coexist with the two prey species (i.e. Q_*^0 is globally asymptotically stable). However, if θ is not large (i.e. $0 < \theta < \frac{4}{3}$), the global dynamics largely remain unknown and different outcomes are expected from the local dynamics shown in Table 5. We shall use numerical simulations to foresee the possible global dynamics for $0 < \theta < \frac{4}{3}$ and quantify the population size in the next subsection and discuss the underlying biological implications. Our numerical simulations and biological discussion will focus on the questions **A1** and **A2** given in the Introduction. Therefore we consider two classes of initial data. The first class of initial data is set as a perturbation of the invasive species free equilibrium $Q_1 = (u_{Q_1}, 0, w_{Q_1})$ while keeping u_{Q_1} and w_{Q_1} unchanged, namely $(u_0, v_0, w_0) = (u_{Q_1}, R, w_{Q_1})$ with $R > 0$ being a constant.

TABLE 4. The stability of equilibria of system (1.2) with (3.3).

Equilibria \ θ	$(0, \frac{1}{2})$	$\frac{1}{2}$	$(\frac{1}{2}, \frac{2}{3})$	$\frac{2}{3}$	$(\frac{2}{3}, \theta_1)$	$[\theta_1, \frac{3}{4})$	$[\frac{3}{4}, 1)$	1	$(1, \frac{4}{3})$	$[\frac{4}{3}, \frac{3}{2})$	$[\frac{3}{2}, \infty)$
E_0, E_u, E_v	Saddle										
E_{uv}	Saddle										GAS
Q_1, Q_2	SF	MS	S-FN	MS	SF	Saddle	/				
Q_*^0	U-FN							MS	S-FN	GAS	/
Q_*^1, Q_*^2	/				S-FN			/			

Note: The abbreviations “MS”, “SF”, “S-FN”, and “U-FN” stand for “marginally stable”, “saddle-focus”, “stable focus node”, and “unstable focus node”, respectively. The notation “GAS” has the same interpretation as in Table 2. The notation “/” denotes “equilibria do not exist” and $\theta_1 \approx 0.6793$ is given in Lemma 3.1.

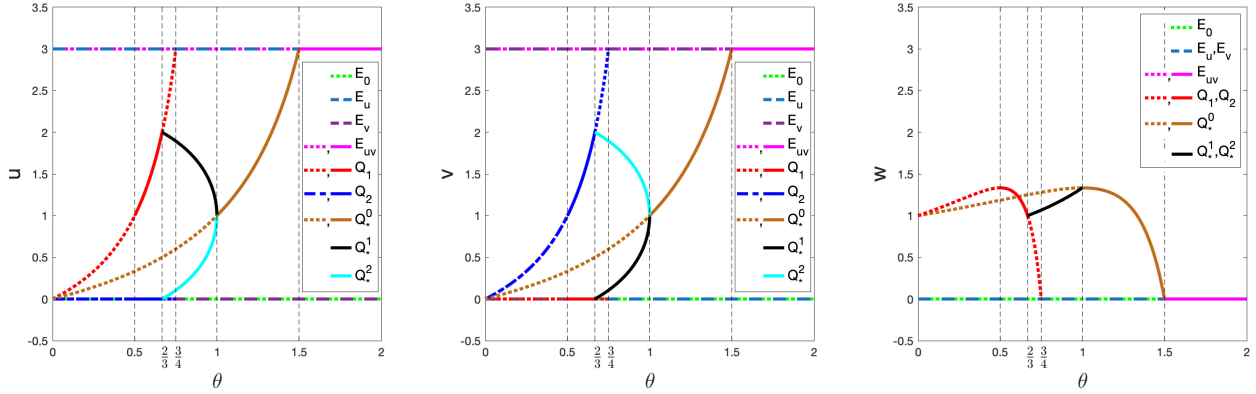


FIGURE 2. Bifurcation diagrams of system (1.2) with (3.3) versus θ . The solid curves denote linearly stable equilibria, and other types of curves represent unstable equilibria.

The numerical results for such initial data can address the effect of the invasion of the invasive prey species on the dynamics of the native prey species, and further investigate under what conditions the native prey species is reduced in its population size or annihilated. The second class of initial data is set as a perturbation of coexistence equilibrium Q_* , for which the numerical results can address the robustness of the coexistence in the predator-mediated apparent competition.

Numerical simulations and implications. The numerical simulations for $\theta \in (0, \frac{4}{3})$ will be divided into three parts: $\theta \in (0, \frac{1}{2})$, $\theta \in [\frac{1}{2}, \frac{3}{4})$ and $\theta \in [\frac{3}{4}, \frac{4}{3})$, and in each part we take an arbitrary value of θ to conduct the numerical simulations.

Part 1: $\theta \in (0, \frac{1}{2})$. We take $\theta = \frac{1}{4} \in (0, \frac{1}{2})$ and focus on the semi-coexistence equilibria $Q_1 = (\frac{1}{3}, 0, \frac{32}{27})$ given by (3.4) which is unstable (see Table 4). The initial value is set as $(u_0, v_0, w_0) = (\frac{1}{3}, R, \frac{32}{27})$ with $R > 0$ denoting the initial mass of invasive prey species v . The numerical results for different values of R are plotted in Fig. 3, where we find three different typical outcomes showing whether the invasion is successful depends on the initial biomass of invasive prey species v if the mortality rate of the predator is suitably small. Specifically, we have the following observations.

- (i) If the initial mass v_0 of the invasive prey species is small (e.g. $v_0 = R = 0.1$), then the invasive prey species fails to invade and die out while the native prey species coexist with the predator periodically (i.e. the solution asymptotically develops into a periodic solution $(u_1^*(t), 0, w_1^*(t))$ with period $T_1 = 23.8942$); see Fig. 3(a).
- (ii) If the initial mass v_0 of the invasive prey species is medial (e.g. $v_0 = R = 0.5$), the invasive species v invades successful and finally coexists with the native prey species u and the

(a)

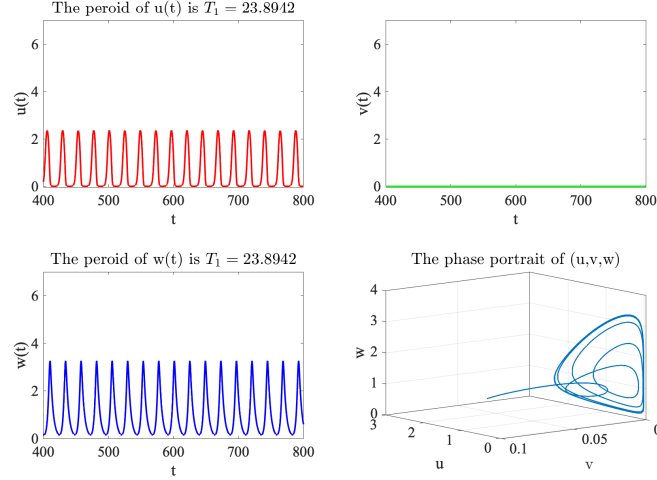
$$t \in [400, 800]$$

$$u(0) = \frac{1}{3}, v(0) = 0.1, w(0) = \frac{32}{27}$$

$$\frac{1}{T_1} \int_{\tau}^{\tau+T_1} u(t) dt = 0.5098 =: \bar{u}$$

$$v(t) = 0$$

$$\frac{1}{T_1} \int_{\tau}^{\tau+T_1} w(t) dt = 1.3731 =: \bar{w}$$



(b)

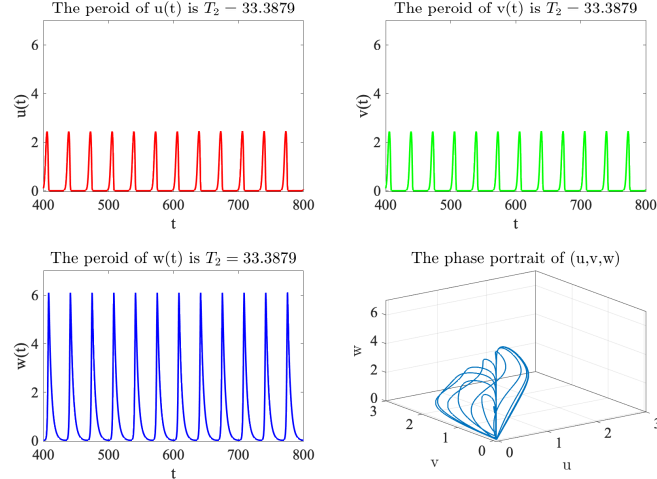
$$t \in [400, 800]$$

$$u(0) = \frac{1}{3}, v(0) = 0.5, w(0) = \frac{32}{27}$$

$$\frac{1}{T_2} \int_{\tau}^{\tau+T_2} u(t) dt = 0.3225 < \bar{u}$$

$$\frac{1}{T_2} \int_{\tau}^{\tau+T_2} v(t) dt = 0.3225$$

$$\frac{1}{T_2} \int_{\tau}^{\tau+T_2} w(t) dt = 2.1233 > \bar{w}$$



(c)

$$t \in [400, 800]$$

$$u(0) = \frac{1}{3}, v(0) = 1, w(0) = \frac{32}{27}$$

$$u(t) = 0$$

$$\frac{1}{T_3} \int_{\tau}^{\tau+T_3} v(t) dt = 0.5180$$

$$\frac{1}{T_3} \int_{\tau}^{\tau+T_3} w(t) dt = 1.3625$$

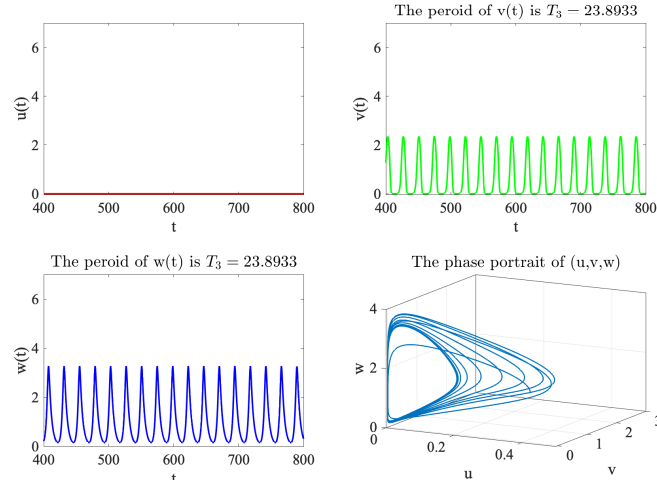


FIGURE 3. Asymptotic dynamics of the system (1.2) with (1.4) under the parameter setting (3.3) and $\theta = \frac{1}{4}$. The initial data are taken as : (a) $(\frac{1}{3}, 0.1, \frac{32}{27})$; (b) $(\frac{1}{3}, 0.5, \frac{32}{27})$; (c) $(\frac{1}{3}, 1, \frac{32}{27})$.

predator w periodically (i.e. the solution asymptotically develops into a periodic solution $(u_2^*(t), v_2^*(t), w_2^*(t))$ with period $T_2 = 33.3879$), but the biomass of the native prey species u

is reduced due to the increase of the predator's biomass, where

$$\begin{cases} \frac{1}{T_1} \int_0^{T_1} u_1^*(t) dt = \bar{u} = 0.5098 > 0.3225 = \frac{1}{T_2} \int_0^{T_2} u_2^*(t) dt, \\ \frac{1}{T_1} \int_0^{T_1} w_1^*(t) dt = \bar{w} = 1.3625 < 2.1233 = \frac{1}{T_2} \int_0^{T_2} w_2^*(t) dt, \end{cases}$$

as shown in Fig. 3(b).

- (iii) If the initial mass v_0 of the invasive prey species is large (e.g. $v_0 = R = 1$), the invasive species v not only invade successfully but also wipes out the native prey species via the predator-mediated apparent competition (i.e. the solution asymptotically develops into a periodic solution $(0, v_3^*(t), w_3^*(t))$ with period $T_2 = 23.8933$); see Fig. 3(c).

The above observations indicate that whether the invasive prey species can invade successfully to trigger the predator-mediated apparent competition essentially depends on the size of the initial biomass of the invasive prey species. Small initial biomass will lead to failed invasions and does not change the existing population dynamics. However, if the invasive prey species has a suitably large initial biomass, then the invasion will be successful and the predator-mediated apparent competition will take effect, resulting in the decrease or even extinction of the native prey species. To reduce the biomass of a certain species (like pests), it is suitable to employ the strategy of predator-mediated apparent competition by introducing a new (invasive) species with appropriate initial biomass.

Part 2: $\theta \in [\frac{1}{2}, \frac{3}{4}]$. In this case, we first consider three values for

$$\theta \in \left\{ \frac{1}{2}, \frac{3}{5}, \frac{2}{3} \right\}$$

and corresponding numerical simulations are plotted in Fig. 4. We observe similar behaviors to those for $\theta \in (0, \frac{1}{2})$ shown in Fig. 3, where the invasive species v will fail to invade if its initial mass is small as illustrated in the first row of Fig. 4. However, with a large initial mass, the invasive prey species can invade successfully as shown in the second row of Fig. 4, but cannot annihilate the native prey species via the predator-mediated apparent competition. This is perhaps because the predator's mortality rate θ is too large to annihilate the native species even if the invasive species can boost the food supply of the predator. This alongside the numerical simulations shown in Fig. 3 implies that whether the native prey species will be driven to extinction via the predator-mediated apparent competition depends not only on the initial mass of the invasive species but also on the mortality rate of the predator. Further increasing the value of θ to be $\theta = \frac{7}{10} \in (\theta_1, \frac{3}{4})$, at which $Q_1 = (\frac{7}{3}, 0, \frac{20}{27})$, we find from the numerical simulations shown in Fig. 5(a) that the invasion is successful albeit small initial population abundance of the invasive species (in comparison with those in the first row of Fig. 4). Mathematically this is because Q_1 is a saddle and any small perturbation of Q_1 will result in instability. With a large predator's mortality rate, the invasive species (even with a large initial mass) cannot drive the native species to extinction (see Fig. 5(b)), similar to other large values of θ shown in the second and third rows of Fig. 4. This implies if the predator has a large mortality rate, it can not drive the native prey species to extinction even if its food supply is boosted by the invasive prey species.

Concerning the questions raised in **A1**, the above numerical results pinpointed two key factors determining the successful invasion of the invasive prey species: initial invasive mass v_0 and mortality rate θ of the predator. Specifically for a fixed mortality rate θ not large, increasing the initial invasive mass v_0 can lead to a successful invasion. If the mortality rate θ is large, then the predator will go extinct and the mass of the native prey species will not be affected though the invasion is successful. Conversely, for a fixed initial invasive mass that is not too small, the larger mortality rate of the predator will be beneficial to the success of the invasion. Moreover, the population abundance of the native prey species will be reduced by the predator-mediate apparent competition as shown in Fig. 3. Another interesting finding in our numerical simulations is that the asymptotic profiles of the native and invasive prey species coincide as long as the non-trivial periodic coexistence appears (see Fig. 3 to Fig. 5). This is a mysterious mathematical question deserving further investigation.

Next, we explore how the population abundance of native prey species changes with respect to the initial invasive mass. To this end, we take the numerical results shown in Fig. 4(b) as an example. Denote the three solutions shown in Fig. 4(b) by $(u_R^*, v_R^*, w_R^*)(t)$ for $\theta = \frac{3}{5}$ and $R = 0.5, 5, 10$. Then $(u_R^*, v_R^*, w_R^*)(t) |_{R=0.5} \equiv Q_1 = (\frac{3}{2}, 0, \frac{5}{4})$ for all $t > 0$, and $(u_R^*, v_R^*, w_R^*)(t)$ are periodic solutions with the period T_R for $R = 5, 10$. Quantitative estimates of the total population in a period for $R = 0.5, 5, 10$ are summarized in Table 5. We see from the results shown in Table 5 that the total mass of the native prey species decreases with respect to the initial mass of the invasive prey species, as expected.

We proceed to examine whether the constant coexistence/positive solution is stable. To this end, we shall investigate the stability/instability of Q_0^* which exists if $\theta < \frac{3}{2}$. The results of Theorem 2.2 have asserted that Q_0^* is globally asymptotically stable if $\theta \in [\frac{4}{3}, \frac{3}{2})$. This indicates that if the mortality rate of the predator is appropriately large, then the coexistence will persist as long as the invasion is successful. However, this is no longer the case if the mortality rate of the predator is suitably small, as shown in Fig. 6 where we see that any small negative (resp. positive) perturbation of one prey species density may lead to the extinction or abundance decrease of this species (reps.

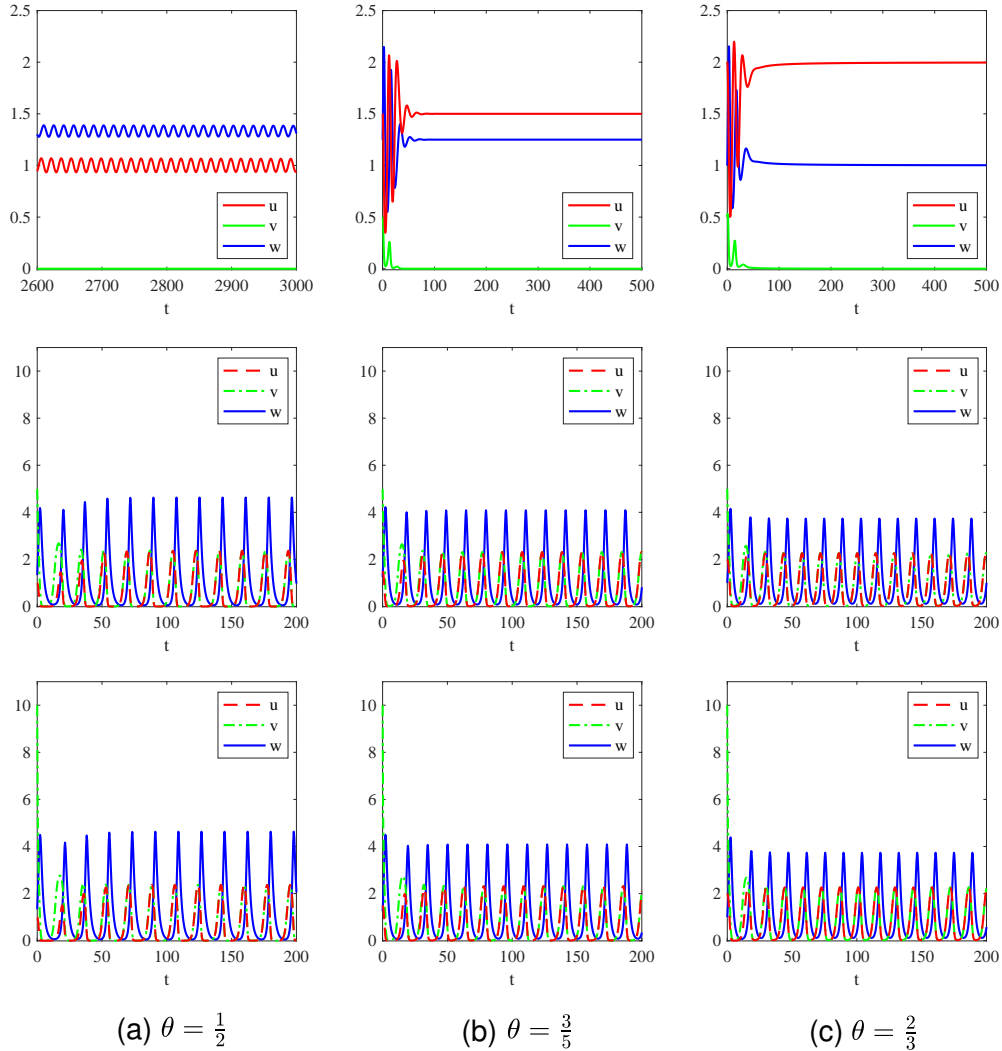


FIGURE 4. Long-time dynamics of the system (1.2) with (1.4), (3.3), and different values of $\theta \in \{\frac{1}{2}, \frac{3}{5}, \frac{2}{3}\}$. The initial data are taken as $(u_0, v_0, w_0) = Q_1 + (0, R, 0)$, where $Q_1 = (1, 0, \frac{4}{3})$ in (a), $Q_1 = (\frac{3}{2}, 0, \frac{5}{4})$ in (b), and $Q_1 = (2, 0, 1)$ in (c); $R = 0.5$ in the first row, $R = 5$ in the second row, and $R = 10$ in the third row.

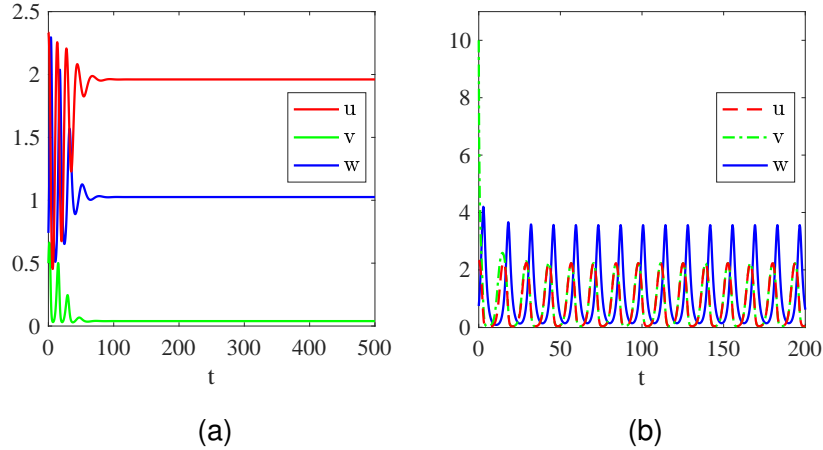


FIGURE 5. Long-time dynamics of the system (1.2) with (1.4) and parameters given in (3.3) for $\theta = \frac{7}{10}$. The initial data are taken as $(u_0, v_0, w_0) = Q_1 + (0, R, 0)$, where $Q_1 = (\frac{7}{3}, 0, \frac{20}{27})$, $R = 0.5$ for (a) and $R = 10$ for (b).

TABLE 5. Quantitative properties of $(u_R^*, v_R^*, w_R^*)(t)$ for $R = 0.5, 5, 10$.

R	0.5	5	10
Period T_R	/	15.3714	15.3714
$\bar{u} = \frac{1}{T_R} \int_0^{T_R} u_R^*(t) dt$	$\frac{3}{2}$	0.6277	0.6275
$\bar{v} = \frac{1}{T_R} \int_0^{T_R} v_R^*(t) dt$	0	0.6277	0.6275
$\bar{w} = \frac{1}{T_R} \int_0^{T_R} w_R^*(t) dt$	$\frac{5}{4}$	1.5866	1.5844

Remark: Here the notation “/” means “this is not a non-constant periodic case”.

the other one). This indicates that the constant coexistence solution is not robust against (small) perturbations.

Part 3: $\theta \in [\frac{3}{4}, \frac{4}{3})$. In view of Table 4, both coexistence equilibria Q_*^1 and Q_*^2 are stable for $\theta \in [\frac{3}{4}, 1)$, that is the system (1.2) generates a bistable dynamics as illustrated in Fig. 7 for $\theta = 0.8$, where

$$Q_*^1 = \left(1 + \sqrt{\frac{2}{3}}, 1 - \sqrt{\frac{2}{3}}, \frac{10}{9} \right), \quad Q_*^2 = \left(1 - \sqrt{\frac{2}{3}}, 1 + \sqrt{\frac{2}{3}}, \frac{10}{9} \right).$$

With an initial value (u_0, v_0, w_0) which is “closer” to Q_*^1 than Q_*^2 , the corresponding numerical results shown Fig. 7(a) demonstrate that the solution converges to Q_*^1 , while Fig. 7(b) illustrates the convergence of solutions to Q_*^2 when the initial value is closer to Q_*^2 . We wonder if a non-constant solution may develop if the initial value is not close to either of these two stable equilibria. Hence we choose an initial value $(u_0, v_0, w_0) = (1.2, 0.5, 1)$ neither close to Q_*^1 nor to Q_*^2 , the corresponding numerical result shown in Fig. 7(c) demonstrates that the periodic solution will develop. But how to rigorously prove the existence of periodic solutions remains an interesting open question.

In applications, the invasive prey species may be used as a biological control agent to regulate the population size of the native prey species if they are harmful (like pests). The ideal situation is that a small number of invasive prey species can achieve this goal. The above linear stability analysis alongside numerical simulations indicates that this is unfeasible if two prey species are ecologically identical (i.e. the symmetric case). However, this is achievable when two prey species are ecologically different (i.e. asymmetric case) as to be shown in the next subsection.

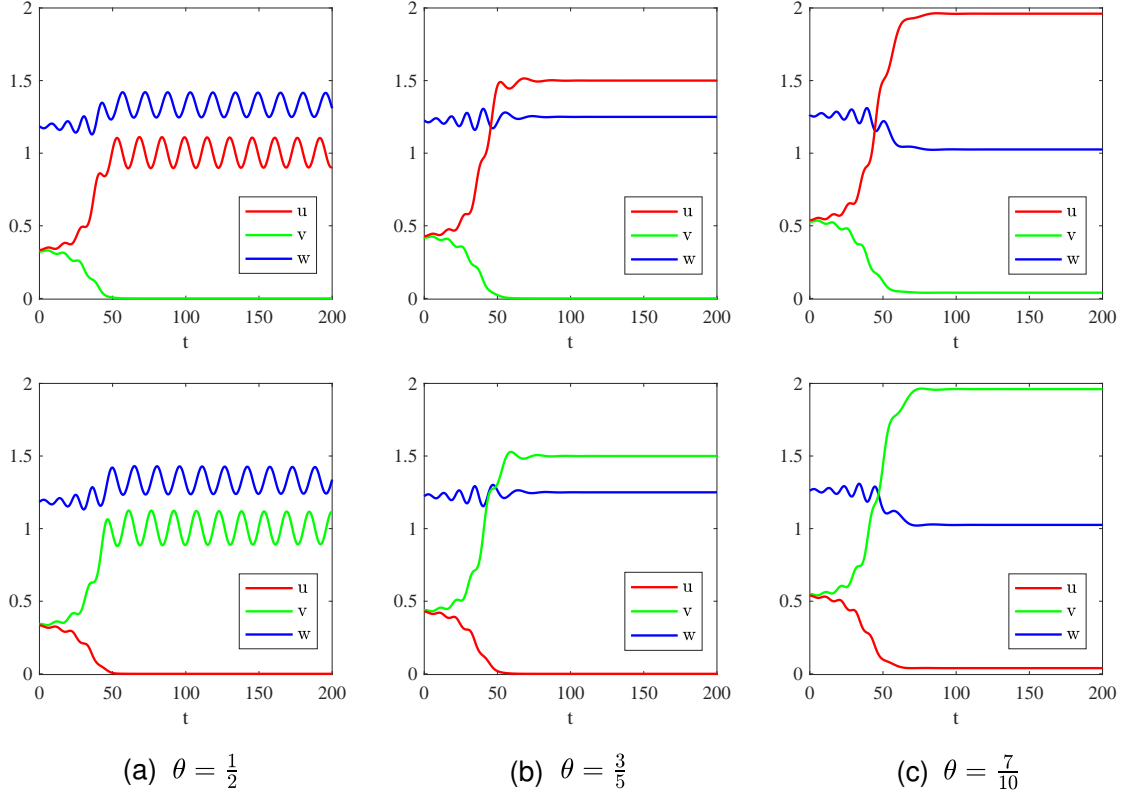


FIGURE 6. Long-time dynamics of the system (1.2) with (1.4) and parameters given in (3.3) for $\theta \in \{\frac{1}{2}, \frac{3}{5}, \frac{7}{10}\}$. The initial data are taken as $(u_0, v_0, w_0) = Q_*^0 + (0, R, 0)$, where $R = -0.01$ for the first row and $R = 0.01$ for the second row, and Q_*^0 is given by (3.5): (a) $(\frac{1}{3}, \frac{1}{3}, \frac{32}{27})$; (b) $(\frac{3}{7}, \frac{3}{7}, \frac{60}{49})$; (c) $(\frac{7}{13}, \frac{7}{13}, \frac{640}{507})$.

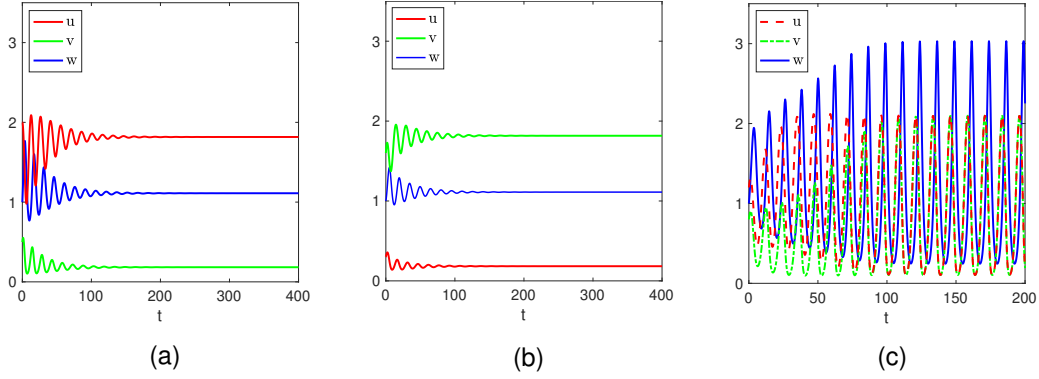


FIGURE 7. Long-time dynamics of the system (1.2) with (1.4) under the parameter setting (3.3) and $\theta = 0.8$. The initial data are taken as (u_0, v_0, w_0) : (a) $(2, 0.5, 1)$; (b) $(0.3, 1.6, 1)$; (c) $(1.2, 0.8, 1)$.

3.2. Asymmetric apparent competition. For simplicity, we first rescale the system (1.2) with (1.4). To this end, we set

$$\tilde{u} = \frac{u}{K_1}, \quad \tilde{v} = \frac{v}{K_2}, \quad \tilde{w} = w, \quad (\tilde{\gamma}_i, \tilde{h}_i, \tilde{\beta}_i) = (\gamma_i, h_i K_i, \beta_i K_i), \quad i = 1, 2. \quad (3.6)$$

Substituting the above rescalings into (1.2) with (1.4) and dropping the tildes for brevity, we obtain the following rescaled system

$$\begin{cases} u_t = u(1-u) - w \frac{\gamma_1 u}{1+\gamma_1 h_1 u}, & t > 0, \\ v_t = v(1-v) - w \frac{\gamma_2 v}{1+\gamma_2 h_2 v}, & t > 0, \\ w_t = w \left(\beta_1 \frac{\gamma_1 u}{1+\gamma_1 h_1 u} + \beta_2 \frac{\gamma_2 v}{1+\gamma_2 h_2 v} - \theta \right), & t > 0, \\ (u, v, w)(0) = (u_0, v_0, w_0). \end{cases} \quad (3.7)$$

The rescaled system (3.7), which can be viewed as a special case of (3.6) with $K_1 = K_2 = 1$, has three types of parameters: capture rates γ_i , handling times h_i and conversion rates β_i , where $i = 1, 2$. In the following, we shall focus on the case that the two prey species have different capture rates (i.e. $\gamma_1 \neq \gamma_2$) by assuming $h_1 = h_2, \beta_1 = \beta_2$ and study the effects of predator-mediated apparent competition with different capture rates. For definiteness, we set without loss of generality

$$h_i = 1, \beta_i = b > 0 \quad \text{and} \quad 0 < \gamma_2 < \gamma_1 = 1. \quad (3.8)$$

The biological meaning of parameter values set in (3.8) is that the two prey species u and v have the same handling times and conversion rates but vary in capture rates, while the predator prefers to hunt the native prey species u ($\gamma_1 > \gamma_2$). Clearly the rescaled system (3.7) with (3.8) has four predator-free equilibria

$$E_0 = (0, 0, 0), \quad E_u = (1, 0, 0), \quad E_v = (0, 1, 0), \quad E_{uv} = (1, 1, 0), \quad \text{if } \theta > 0,$$

two semi-coexistence equilibria

$$\begin{cases} Q_1 = (u_{Q_1}, 0, w_{Q_1}) = \left(\frac{\theta}{b-\theta}, 0, \frac{b(b-2\theta)}{(b-\theta)^2} \right), & \text{if } \theta \in (0, L_1), \\ Q_2 = (0, v_{Q_2}, w_{Q_2}) = \left(0, \frac{\theta}{\gamma_2(b-\theta)}, \frac{b(b\gamma_2 - (1+\gamma_2)\theta)}{\gamma_2^2(b-\theta)^2} \right), & \text{if } \theta \in (0, L_2), \end{cases}$$

and a unique coexistence equilibrium (see Lemma B.3 in Appendix B for detailed reasons)

$$Q_* = (u_*, v_*, w_*), \quad \text{if } \theta \in (\Theta_1, L), \quad (3.9)$$

where

$$\begin{cases} L_1 = \frac{b}{2} > L_2 = \frac{b\gamma_2}{1+\gamma_2}, \quad L = L_1 + L_2 < b, \\ \Theta_1 = \varphi_1(\gamma_2)b \in (0, L_2), \quad \varphi_1(\gamma_2) := \frac{\sqrt{(1-\gamma_2)(3\gamma_2+1)} - (1-\gamma_2)(2\gamma_2+1)}{2\gamma_2^2}. \end{cases} \quad (3.10)$$

For $b > 0$ and $\gamma_2 \in (0, 1)$, it holds that

$$\begin{cases} \varphi_1''(\gamma_2) < 0, \quad \varphi_1'(\frac{2}{3}) = 0, \quad \lim_{\gamma_2 \rightarrow 0} \varphi_1(\gamma_2) = \lim_{\gamma_2 \rightarrow 1} \varphi_1(\gamma_2) = 0, \\ 0 < \Theta_1 \leq b\varphi_1(\frac{2}{3}) = \frac{b}{4}, \quad \text{and } \Theta_1 \text{ attains its maximum } \frac{b}{4} \text{ if and only if } \gamma_2 = \frac{2}{3}. \end{cases}$$

This implies that Θ_1 is non-monotone in γ_2 , but a convex function maximized at $\gamma_2 = \frac{2}{3}$.

Remark 3.2. Applying Theorem 2.2 (iii)-(iv) with $K_1 = K_2 = 1$ to system (3.7)-(3.8), we can easily find that Q_* is globally asymptotically stable for $\theta \in (\Theta_1, L)$, and $E_{uv} = (1, 1, 0)$ is globally asymptotically stable for $\theta \geq L$. Since $\frac{1+\gamma_1 h_1}{\gamma_1} = 2 > \lim_{\theta \rightarrow \Theta_1} w_{Q_2} = 1$ for $b > 0$ and $\gamma_2 \in (0, 1)$, the results in Theorem 2.2(ii) with $K_1 = K_2 = 1$ are inapplicable to assert the global stability of Q_2 for $\theta \in (0, \Theta_1]$. However, this can be shown in the following lemma.

Lemma 3.5. *The semi-coexistence equilibrium Q_2 of the rescaled system (3.7) with (3.8) is globally asymptotically stable if $\theta \in (0, \Theta_1]$.*

Proof. Let $\theta \in (0, \Theta_1]$. Then (3.10) implies $0 < \theta < \frac{b\gamma_2}{1+\gamma_2} < \frac{b}{2}$. For $t > 0$, let

$$\mathcal{E}(t; Q_2) = bu + (b - \theta) \left(v - v_{Q_2} - v_{Q_2} \ln \frac{v}{v_{Q_2}} \right) + \left(w - w_{Q_2} - w_{Q_2} \ln \frac{w}{w_{Q_2}} \right).$$

Then by similar arguments as in the proofs of Lemma 5.2 and Lemma 5.5, we have $\mathcal{E}(t; Q_2) > 0$ for all $(u, v, w) \neq Q_2$, and

$$\begin{aligned} \mathcal{E}'(t; Q_2) &= b \left(1 - u - \frac{w}{1+u} \right) u + (b - \theta) \left(1 - v - \frac{\gamma_2 w}{1 + \gamma_2 v} \right) (v - v_{Q_2}) \\ &\quad + \left(\frac{b\gamma_2 v}{\gamma_2 v + 1} + \frac{bu}{u + 1} - \theta \right) (w - w_{Q_2}) \\ &= - (b - \theta) \frac{(1 - \gamma_2 + \gamma_2(v + v_{Q_2}))}{\gamma_2 v + 1} (v - v_{Q_2})^2 - \frac{bu^3}{u + 1} + \frac{bu\varphi_2(\theta)}{\gamma_2^2(u + 1)(b - \theta)^2} \\ &< - (b - \theta) \frac{\gamma_2(v + v_{Q_2})}{\gamma_2 v + 1} (v - v_{Q_2})^2 - \frac{bu^3}{u + 1}, \end{aligned}$$

where we have used $\gamma_2 \in (0, 1)$ and the fact that the quadratic function

$$\begin{aligned} \varphi_2(\theta) &:= \gamma_2^2 \theta^2 + b(-2\gamma_2^2 + \gamma_2 + 1)\theta + b^2(\gamma_2 - 1)\gamma_2 \\ &= \gamma_2^2 \left[\theta + \Theta_1 + b \left(\frac{1 + \gamma_2}{\gamma_2^2} - 2 \right) \right] (\theta - \Theta_1) \end{aligned} \quad (3.11)$$

is nonpositive for $\theta \in (0, \Theta_1]$ in the last inequality. Finally, similar arguments based on the Lyapunov function method and LaSalle's invariant principle as in the proof of Lemma 5.2 complete the proof. \square

With Remark 3.2 and Lemma 3.5, we summarize the global stability results in Table 6 for the rescaled system (3.7) with (3.8).

TABLE 6. Global stability of (3.7) with (3.8).

θ	$(0, \Theta_1]$	(Θ_1, L)	$[L, \infty)$
Global stability	Q_2 is GAS	Q_* is GAS	E_{uv} is GAS

Note: The notation ‘‘GAS’’ has the same interpretation as in Table 2. The parameter Θ_1 is given in (3.10).

Under the parameter setting (3.8), the capture rate of the invasive prey species v is smaller than the native prey species u , namely $0 < \gamma_2 < \gamma_1 = 1$. According to the results shown in Table 6 for any $\theta > 0$, we can derive the following biological implications.

- (i) If $\theta \in (0, \Theta_1]$ (i.e. the predator has a low mortality rate), the global stability of Q_2 implies that the invasive prey species can invade successfully regardless of its initial population size and wipe out the native prey species via the predator-mediated apparent competition.
- (ii) If $\theta \in (\Theta_1, L)$ (i.e., the predator has a moderate mortality rate), then the global stability of Q_* indicates that moderate predator's mortality allows the native prey species to survive and to coexist with the invasive prey species and the predator.
- (iii) If $\theta \geq L$, the global stability of E_{uv} entails that the poor physical condition of the predator (i.e. the predator has a large mortality rate) will result in the extinction of the predator though the invasive prey species can boost the food supply to the predator.

The above results indicate that if the predator has a hunting preference for the native species (i.e. larger capture rate of the native prey species), then the invasive prey species can always invade successfully regardless of its initial population size. Furthermore, whether the native prey species can be eradicated through the predator-mediated apparent competition essentially depends upon

the mortality rate of the predator (i.e. low predator mortality rate will result in the extinction of the native prey species while a moderate or large mortality rate will allow the native prey species to persist). In the general parameter set in which $0 < \gamma_2 < \gamma_1$, the case $0 < \gamma_2 < \gamma_1 = 1$ is only a special situation where we can completely classify the global stability of solutions as given in Table 6. For other parameter regimes contained in the set $0 < \gamma_2 < \gamma_1$, we can perform the linear stability analysis to obtain local stability results and employ the Lyapunov function method alongside LaSalle's invariant principle to obtain the global stability results in partial parameter regimes, but a complete classification of global stability can not be established. Indeed, in some parameter regimes, the periodic solutions may exist (see Fig. 8), and hence the global stability in the whole parameter regime is impossible. Nevertheless, the biological phenomena observed from our numerical simulations (not shown here for brevity) are essentially similar to the case $0 < \gamma_2 < \gamma_1 = 1$: the invasive prey species will always invade successfully regardless of its initial population abundance and can even wipe out the native prey species through the predator-mediated apparent competition if the mortality rate of the predator is low, while the native prey species can persist and coexist with the predator and invasive prey species if the mortality rate of the predator is moderate, where the difference from the case $0 < \gamma_2 < \gamma_1 = 1$ is that the coexistence state may be periodic besides constant as shown in Fig. 8.

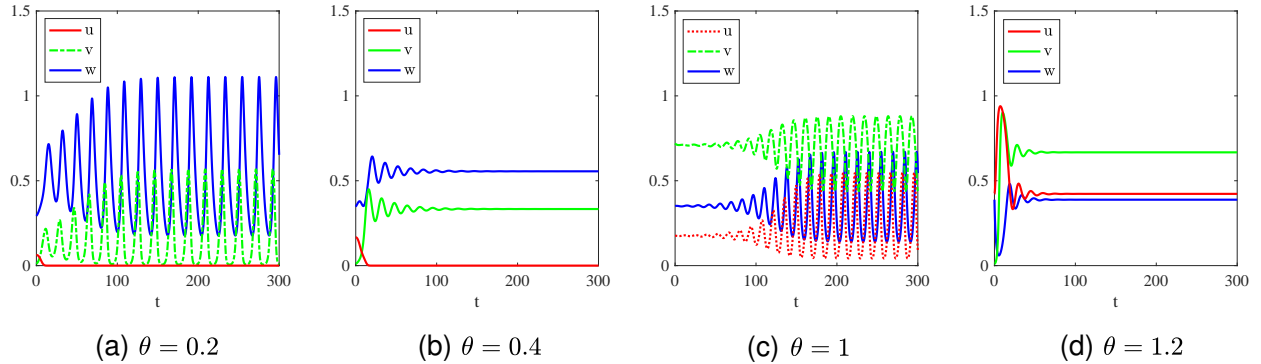


FIGURE 8. Long-time dynamics of the rescaled system (3.7) with $h_i = \beta_i = 1$ ($i = 1, 2$), $(\gamma_1, \gamma_2) = (4, 2)$ and $\theta = 0.2, 0.4, 1, 1.2$. The initial data are taken as $(u_0, v_0, w_0) = Q_1 + (0, 0.01, 0)$ in (a)-(b), $(u_0, v_0, w_0) = Q_* + (0, 0.01, 0)$ in (c), and $(u_0, v_0, w_0) = (u_*, 0.01, w_*)$ in (d).

If we assume $0 < \gamma_1 < \gamma_2 = 1$ (i.e. the capture rate of the native prey species is smaller than the invasive prey species), then the results in Table 6 hold by swapping Q_1 with Q_2 . This means that if the predator has a hunting preference for the invasive prey species, then a successful invasion depends heavily on the predator's mortality rate (precisely the invasion will fail for $\theta \in (0, \Theta_1]$ while succeeding for $\theta > \Theta_1$). Even if the invasion is successful, the invasive prey species is unable to wipe out the native prey species through predator-mediated apparent competition, regardless of its initial population abundance. These interesting results have significant value in applications. For instance, if we were to control the population abundance of some harmful species (like pests) by their natural enemies, we can introduce a small amount of secondary (invasive) prey species that are less preferred by their natural enemies based on the principle of predator-mediated apparent competition.

4. SUMMARY AND DISCUSSION

The predator-mediated apparent competition is an indirect and negative interaction between two prey species mediated by a shared predator. As stressed in [29], quantifying such indirect effects is methodologically challenging but important for understanding ecosystem functioning. To study the effects of the predator-mediated apparent competition on population dynamics, in this paper, we propose to consider system (1.2) by viewing u as a native prey species and v as an

invasive prey species, both of which share one predator w . We find conditions for the local and global stability of the equilibria of system (1.2) with Holling type I and II functional response functions, and employ the numerical simulations to demonstrate the possible population dynamics and biological consequences due to the predator-mediated apparent competition. Among others, we have the following observations.

- In the case of Holling I functional response function, the global dynamics of (1.2) can be completely classified (see Theorem 2.1), and any solution will globally asymptotically stabilize into an equilibrium as summarized in Table 2. The results imply that the predator will die out if its mortality rate is too large (i.e., $\theta \geq L$) while coexists with the two prey species if its mortality rate is moderate (i.e. $\theta_0 < \theta < L$). However, if the predator's mortality rate is small (i.e. $\theta \in (0, \theta_0]$), then the global dynamics depend on the capture rate of the prey species: the prey species with a smaller capture rate will annihilate other prey species with larger capture rates via the predator-mediated apparent competition. In other words, the invasive species will not be able to invade successfully if the predator preferably captures them. On the contrary, the invasive prey species will successfully invade and drive the native species to go extinct if the predator preferably hunts the native prey species. If the two prey species have the same capture rate ($\alpha_1 = \alpha_2$), then they either coexist with or eliminate the predator depending on the strength of the predator's mortality rate (see Table 2). In this scenario, the invasive prey species cannot drive the native prey species to extinction via predator-mediated apparent competition. These results reveal that the predator's mortality rate and prey's capture rates are key factors determining the global dynamics with the Holling I functional response.
- In the case of Holling type II functional response function, the global dynamics of (1.2) are much more complicated. If two prey species have the same ecological characteristics (i.e. symmetric apparent competition), we see that the dynamics are rather intricate as shown in Sect. 3.1 for parameters given in (3.3). From this case study, we find that the initial mass of the invasive prey species and the predator's mortality rate are two key factors determining the local and global dynamics of the system (see Table 4 and bifurcation diagrams plotted in Fig. 2), the success of invasion and the effect of the predator-mediated apparent competition (see numerical simulations illustrated in Sect. 3.1). When the predator's mortality rate is low (i.e. the predator is healthy physically), the invasive prey species invades successfully (and hence promotes the predator-mediated apparent competition) only if its initial mass is suitably large. To further wipe out the native prey species via the predator-mediated apparent competition, the initial invasive mass needs to be larger (see numerical simulations in Fig. 3). However, if the predator's mortality rate is moderate (i.e. the predator is neither very healthy nor poor physically), the large initial mass of the invasive prey species can only ensure the success of the invasion but can not annihilate the native prey species via the predator-mediated apparent competition. The study of the symmetric apparent competition implies that if both invasive and native prey species are ecologically identical (or similar), the predator-mediate apparent competition can not be evoked unless a large initial mass of the invasive species is introduced (which is costly however). Once the predator-mediate apparent competition is triggered, the population abundance of the native prey species will be reduced (see Fig. 3). For the asymmetrical apparent competition (i.e. the two prey species have different ecological characteristics), assuming that two prey species have different capture rates (i.e. $\gamma_1 \neq \gamma_2$), we find that the invasive prey species will always invade successfully regardless of its initial population abundance if it has a smaller capture rate than the native prey species (see Table 6 for the case $0 < \gamma_2 < \gamma_1 = 1$). Hence in this case, the initial mass of invasive prey species is no longer important for the promotion of predator-mediated apparent competition which can be triggered easily by introducing a small number of invasive prey species. If the predator's mortality rate is low (i.e. the predator is healthy physically), the invasion of a secondary prey species will result in the extinction of the native prey species (Table 6). Though we only perform the detailed

analysis for the case $0 < \gamma_2 < \gamma_1 = 1$, similar behaviors are numerically found for other asymmetrical parameter regimes as discussed in Sect. 3.1. On the contrary, if the invasive prey species has a large capture rate, it will not be able to promote the predator-mediated apparent competition no matter how large the initial invasive mass is. This again shows that the capture rate of the prey species and the predator's mortality rate are two major determinants of the predator-mediated apparent competition and its biological consequence for the Holling type II functional response function.

In summary, we find that if two prey species employ the same Holling type I response function, whether the invasion is successful and hence promotes the predator-mediated apparent competition is entirely determined by their capture rates (i.e. the rates being captured by the predator). In contrast, the dynamics with the Holling type II response function are more complicated. First, if two prey species have the same ecological characteristics, then the initial mass of the invasive prey species is the key factor determining the success of the invasion and hence the promotion of the predator-mediated apparent competition. Whereas if two prey species have different ecological characteristics, say different capture rates without loss of generality, then the success of the invasion (i.e. the promotion of the predator-mediated apparent competition) no longer depends on the initial mass of the invasive prey species, but on the capture rates. In all cases, if the invasion succeeds, whether the native prey species can be annihilated via predator-mediated apparent competition essentially depends on the predator's mortality rate (i.e. the low predator's mortality rate will result in the extinction of the native prey species). All these interesting findings will provide valuable suggestions for decision-makers when introducing alien species to a new ecological system to maintain ecological balance and biodiversity.

Our present works not only pinpoint key factors promoting predator-mediated apparent competition but also show the significant effects of predator-mediated apparent competition on the structure and stability of ecological systems. Therefore, a comprehensive understanding of the mechanism and underlying dynamics of this indirect interaction is imperative. This paper only takes a (first) step forward in this direction and many interesting questions remain open in our present works. Among others, we mention several possible questions for future efforts.

- We consider the same functional response functions for both prey species, either Holling type I or Holling type II. In reality, the functional response functions for two prey species may be different, such as Holling type I for the native prey species and Holling type II for the invasive one, or vice versa. Then we anticipate that the dynamics might be different from those obtained in this paper. This deserves to be clarified in a future work.
- The model considered in this paper does not include the spatial structures, such as the random diffusion and/or directed movement (e.g. prey-taxis cf. [16]), which are indispensable factors to make the model more realistic. This raises a natural question: what are the dynamics of the predator-mediated apparent competition with spatial structure and whether the spatial movement of species will bring significantly different effects? These interesting questions can serve as a roadmap to study spatial effects on the population dynamics of predator-mediated apparent competition and hence provide insights into the understanding of complex dynamics of ecological systems. We shall explore this question in the future.
- In the model, the direct (i.e. interference) competition of two prey species is not considered. If we include the direct competition in the model, the complexity of both qualitative and quantitative analysis will be considerably increased. However, it is still very interesting to explore how the direct competition and indirect interaction (i.e. predator-mediated apparent competition) between the two prey species jointly affect the population dynamics.

5. PROOF OF THE GLOBAL STABILITY

In this section, we aim to prove the global stability of the equilibria of the system (1.2). As mentioned earlier, we will primarily focus on proving the global stability of the equilibrium E_{uv} for $\theta \geq L$ and semi-coexistence/coexistence equilibria for $0 < \theta < L$. Before proceeding with the

stability analysis, we first establish the global well-posedness of the system (1.2) by proving the following result.

Lemma 5.1. *Let $(u_0, v_0, w_0) \in \mathbb{R}_+^3$, and let $f_1(u)$ and $f_2(v)$ be given by (1.3) or (1.4). Then the system (1.2) admits a unique nonnegative solution, which is bounded for $t > 0$. Moreover, the solution satisfies*

$$\sup_{t \geq 0} u(t) \leq M_1, \quad \sup_{t \geq 0} v(t) \leq M_2, \quad \sup_{t \geq 0} w(t) \leq M_3, \quad (5.1)$$

and

$$\limsup_{t \rightarrow \infty} u(t) \leq K_1, \quad \limsup_{t \rightarrow \infty} v(t) \leq K_2, \quad \limsup_{t \rightarrow \infty} w(t) \leq \frac{(1+\theta)^2}{4\theta} (\beta_1 K_1 + \beta_2 K_2), \quad (5.2)$$

where the constants M_i , $i = 1, 2, 3$, are given by

$$\begin{cases} M_1 := \max \{u_0, K_1\}, & M_2 := \max \{v_0, K_2\}, \\ M_3 := \max \left\{ \beta_1 u_0 + \beta_2 v_0 + w_0, \frac{(1+\theta)^2}{4\theta} (\beta_1 K_1 + \beta_2 K_2) \right\}. \end{cases}$$

Proof. Since the vector field, defined by the terms on the right-hand side of the system (1.2), is smooth in \mathbb{R}_+^3 , the existence theory of ordinary differential equations (cf. [18, Theorem 4.18]) guarantees that the system (1.2) admits a unique maximal solution with a maximal time $T_{max} \in (0, \infty]$. By the first equation of (1.2), we have

$$u(t) = u_0 e^{\int_0^t \left(1 - \frac{u(s)}{K_1} - \frac{w(s)f_1(s)}{u(s)}\right) ds} \geq 0 \quad \text{for all } t \in (0, T_{max}).$$

We can similarly obtain $v(t), w(t) \geq 0$ for all $t \in (0, T_{max})$. Then the first equation of (1.2) shows that $u_t \leq u(1 - u/K_1)$, which along with the comparison principle gives $u(t) \leq \max \{u_0, K_1\} = M_1$ for all $t \in (0, T_{max})$. Similarly, it holds that $v(t) \leq \max \{v_0, K_2\} = M_2$ for all $t \in (0, T_{max})$. Let $z(t) := \beta_1 u(t) + \beta_2 v(t) + w(t)$, then we have from (1.2) and Young's inequality that

$$\begin{aligned} z_t &= \beta_1 u \left(1 - \frac{u}{K_1}\right) + \beta_2 v \left(1 - \frac{v}{K_2}\right) - \theta (z - \beta_1 u - \beta_2 v) \\ &= -\theta z + \beta_1 \left((1+\theta)u - \frac{u^2}{K_1} \right) + \beta_2 \left((1+\theta)v - \frac{v^2}{K_2} \right) \\ &\leq -\theta z + \frac{(1+\theta)^2}{4} (\beta_1 K_1 + \beta_2 K_2) \quad \text{for all } t \in (0, T_{max}). \end{aligned}$$

By the comparison principle, we get $w(t) \leq z(t) \leq M_3 = \max \{ \beta_1 u_0 + \beta_2 v_0 + w_0, \frac{(1+\theta)^2}{4\theta} (\beta_1 K_1 + \beta_2 K_2) \}$ for all $t \in (0, T_{max})$. Therefore the solution is bounded and hence $T_{max} = \infty$. Given the above analysis, (5.1) and (5.2) follow immediately. The proof is completed. \square

Now we consider the global stability of the equilibria of the system (1.2). Before proceeding, for $t > 0$ and a given equilibrium $E_s = (u_s, v_s, w_s)$, we let

$$\mathcal{E}(t; E_s) := \Gamma_1 \left(u - u_s - u_s \ln \frac{u}{u_s} \right) + \Gamma_2 \left(v - v_s - v_s \ln \frac{v}{v_s} \right) + \left(w - w_s - w_s \ln \frac{w}{w_s} \right), \quad (5.3)$$

where the constants Γ_1 and Γ_2 are given by

$$\Gamma_i := \begin{cases} \frac{\beta_i f_i(u_s)}{\alpha_i u_s} = \beta_i, & \text{if (1.3) holds,} \\ \frac{\beta_i f_i(u_s)}{\gamma_i u_s} = \frac{\beta_i}{1 + \gamma_i h_i u_s}, & \text{if (1.4) holds,} \end{cases} \quad i = 1, 2. \quad (5.4)$$

Then we prove the global stability of the equilibria.

5.1. Global stability for $\theta \geq L$. The first result asserts that the equilibrium E_{uv} is globally asymptotically stable if $\theta \geq L$.

Lemma 5.2. *Let $\theta \geq L$, and let $f_1(u)$ and $f_2(v)$ be given by (1.3) or (1.4). Then the equilibrium E_{uv} is globally asymptotically stable.*

Proof. We first recall that $u, v, w \geq 0$ for all $t \geq 0$. Let $E_s = E_{uv} = (K_1, K_2, 0)$ in (5.3) and (5.4). Then

$$\mathcal{E}(t; E_{uv}) = \Gamma_1 \left(u - K_1 - K_1 \ln \frac{u}{K_1} \right) + \Gamma_2 \left(v - K_2 - K_2 \ln \frac{v}{K_2} \right) + w,$$

and

$$\begin{aligned} \mathcal{E}'(t; E_{uv}) &= \Gamma_1 \left(1 - \frac{u}{K_1} - \frac{wf_1(u)}{u} \right) (u - K_1) + \Gamma_2 \left(1 - \frac{v}{K_2} - \frac{wf_2(v)}{v} \right) (v - K_2) \\ &\quad + w (\beta_1 f_1(u) + \beta_2 f_2(v) - \theta). \end{aligned} \quad (5.5)$$

We claim that

$$\begin{cases} \mathcal{E}(t; E_{uv}) > 0 \text{ for all } (u, v, w) \neq E_{uv}, \\ \mathcal{E}'(t; E_{uv}) \leq 0, \text{ where “} = \text{” holds if and only if } (u, v, w) = E_{uv}. \end{cases} \quad (5.6)$$

Indeed, for any given $c_0 > 0$, the function $\phi_1(s) := s - c_0 - c_0 \ln \frac{s}{c_0}$ for $s > 0$ satisfies $\phi_1'(s) = 1 - \frac{c_0}{s}$ and $\phi_1''(s) = \frac{c_0}{s^2} > 0$, which implies that $\phi_1(s) \geq \phi_1(c_0) = 0$ and $\phi_1(s) = 0$ if and only if $s = c_0$. Therefore, the first conclusion in (5.6) follows. Moreover, if (1.3) holds, then (5.4) gives $\Gamma_1 = \beta_1$ and $\beta_1 (f_1(u) - f_1(K_1)) = \Gamma_1 \frac{f_1(u)}{u} (u - K_1)$. If (1.4) holds, then (5.4) gives $\Gamma_1 = \frac{\beta_1}{1 + \gamma_1 h_1 K_1}$ and

$$\beta_1 (f_1(u) - f_1(K_1)) = \frac{\gamma_1 \beta_1 (u - K_1)}{(1 + \gamma_1 h_1 K_1)(1 + \gamma_1 h_1 u)} = \Gamma_1 \frac{f_1(u)}{u} (u - K_1). \quad (5.7)$$

Similarly, we have

$$\beta_2 (f_2(v) - f_2(K_2)) = \Gamma_2 \frac{f_2(v)}{v} (v - K_2). \quad (5.8)$$

Using (1.3), (1.4), (5.3), (5.7), (5.8) and $\theta \geq L$, we have

$$\begin{aligned} w (\beta_1 f_1(u) + \beta_2 f_2(v) - \theta) &\leq \beta_1 w (f_1(u) - f_1(K_1)) + \beta_2 w (f_2(v) - f_2(K_2)) \\ &= \Gamma_1 \frac{wf_1(u)}{u} (u - K_1) + \Gamma_2 \frac{wf_2(v)}{v} (v - K_2), \end{aligned}$$

which along with (5.5) yields

$$\mathcal{E}'(t; E_{uv}) \leq -\frac{\Gamma_1}{K_1} (u - K_1)^2 - \frac{\Gamma_2}{K_2} (v - K_2)^2.$$

The above inequality indicates that $\mathcal{E}'(t; E_{uv}) \leq 0$, where “=” holds in the case of $(u, v) = (K_1, K_2)$. Note that if $(u, v) = (K_1, K_2)$, the first equation of (1.2) becomes $0 = wf_1(K_1)$, which implies $w = 0$ due to $f_1(K_1) > 0$. Therefore, $\mathcal{E}'(t; E_{uv}) < 0$ if $(u, v, w) \neq E_{uv}$. Clearly, (5.5) implies $\mathcal{E}'(t; E_{uv}) = 0$ for $(u, v, w) = E_{uv}$. Hence (5.6) is proved. With (5.6) and LaSalle’s invariant principle (cf. [17, Theorem 3]), the proof is completed. \square

In what follows we assume $\theta \in (0, L)$ and consider two types of functional response functions separately.

5.2. Global stability for $\theta \in (0, L)$ and Holling type I (1.3). We next show that the unique coexistence equilibrium P_* is globally asymptotically stable as long as it exists.

Lemma 5.3 (Global stability of P_*). *Let (1.3) hold and $\theta \in (\theta_0, L)$. Then the unique coexistence equilibrium $P_* = (u_*, v_*, w_*)$ of (1.2) is globally asymptotically stable.*

Proof. Let $E_s = P_* = (u_*, v_*, w_*)$ in (5.3) and (5.4). Then (5.4) implies $\Gamma_i = \beta_i$, $i = 1, 2$. Using (1.2), (1.3), (5.3), (5.4) and the fact that

$$\theta = \beta_1 f_1(u_*) + \beta_2 f_2(v_*) = \alpha_1 \beta_1 u_* + \alpha_2 \beta_2 v_*, \quad 1 = \frac{u_*}{K_1} + \alpha_1 w_* = \frac{v_*}{K_2} + \alpha_2 w_*,$$

we have

$$\begin{aligned} \mathcal{E}'(t; P_*) &= \beta_1 \left(1 - \frac{u}{K_1} - \alpha_1 w\right) (u - u_*) + \beta_2 \left(1 - \frac{v}{K_2} - \alpha_2 w\right) (v - v_*) \\ &\quad + (\alpha_1 \beta_1 u + \alpha_2 \beta_2 v - \theta)(w - w_*) \\ &= \beta_1 \left(1 - \frac{u}{K_1} - \alpha_1 w_*\right) (u - u_*) + \beta_2 \left(1 - \frac{v}{K_2} - \alpha_2 w_*\right) (v - v_*) \\ &= -\frac{\beta_1}{K_1} (u - u_*)^2 - \frac{\beta_2}{K_2} (v - v_*)^2. \end{aligned}$$

Hence $\mathcal{E}'(t; P_*) \leq 0$, where “=” possibly holds in the case of $(u, v) = (u_*, v_*)$. Note that if $(u, v) = (u_*, v_*)$, then $w = w_*$ since the system (1.2) admits the unique coexistence equilibrium P_* for $\theta \in (\theta_0, L)$. Therefore, $\mathcal{E}'(t; P_*) < 0$ if $(u, v, w) \neq E_{uv}$. If $(u, v, w) = P_*$, then (5.3) obviously shows that $\mathcal{E}(t; P_*) = 0$ for all $t > 0$, which implies that $\mathcal{E}'(t; P_*) = 0$ for all $t > 0$. We obtain

$$\mathcal{E}'(t; E_{uv}) \leq 0, \quad \text{where “=” holds if and only if } (u, v, w) = E_{uv}.$$

Moreover, the same arguments as in the proof of Lemma 5.2 yield that $\mathcal{E}(t; P_*) > 0$ for $(u, v, w) \neq P_*$. Then the proof is completed by an application of LaSalle’s invariant principle. \square

Note that $\theta_0 = 0$ if and only if $\alpha_1 = \alpha_2$. If $\alpha_1 = \alpha_2$, then Lemma 5.2 and Lemma 5.3 imply that for any $\theta > 0$, either E_{uv} or P_* is globally asymptotically stable. We next consider the case $\alpha_1 \neq \alpha_2$, which implies $\theta_0 > 0$. Then in view of Table 1, the semi-coexistence equilibria P_1 and P_2 exist for $\theta \in (0, \theta_0]$ since $0 < \theta_0 < \min\{L_1, L_2\}$. The following result gives the global stability of P_1 and P_2 .

Lemma 5.4 (Global stability of P_1 and P_2). *Let (1.3) hold, $\alpha_2 > \alpha_1$ (resp. $\alpha_1 > \alpha_2$) and $\theta \in (0, \theta_0]$. Then the semi-coexistence equilibrium P_1 (resp. P_2) of (1.2) is globally asymptotically stable.*

Proof. Without loss of generality, we only prove the global stability for $P_1 = (u_{P_1}, 0, w_{P_1}) = (\frac{\theta}{\alpha_1 \beta_1}, 0, \frac{L_1 - \theta}{\alpha_1 L_1})$ in the case of $\alpha_2 > \alpha_1$, and the proof for P_2 in the case of $\alpha_1 > \alpha_2$ is similar. Let $E_s = P_1$ in (5.3) and (5.4), then (5.4) implies $\Gamma_i = \beta_i$, $i = 1, 2$. Clearly, $0 < \theta_0 = (1 - \frac{\alpha_1}{\alpha_2})L_1 < L_1$, and hence

$$\alpha_2 w_{P_1} = \frac{\alpha_2}{\alpha_1} \left(1 - \frac{\theta}{L_1}\right) \geq \frac{\alpha_2}{\alpha_1} \left(1 - \frac{\theta_0}{L_1}\right) = 1,$$

which alongside (1.2), (1.3), $\theta = \alpha_1 \beta_1 u_{P_1}$ and $\alpha_1 w_{P_1} = 1 - \frac{u_{P_1}}{K_1}$ implies that

$$\begin{aligned} \mathcal{E}'(t; P_1) &= \beta_1 \left(1 - \frac{u}{K_1} - \alpha_1 w\right) (u - u_{P_1}) + \beta_2 \left(1 - \frac{v}{K_2} - \alpha_2 w\right) v \\ &\quad + (\beta_1 f_1(u) + \beta_2 f_2(v) - \theta)(w - w_{P_1}) \\ &= \beta_1 \left(1 - \frac{u}{K_1} - \alpha_1 w_{P_1}\right) (u - u_{P_1}) + \beta_2 \left(1 - \frac{v}{K_2} - \alpha_2 w_{P_1}\right) v \\ &\leq -\frac{\beta_1}{K_1} (u - u_{P_1})^2 - \frac{\beta_2}{K_2} v^2. \end{aligned}$$

The rest of the proof is similar to that of Lemma 5.2, and we omit it for brevity. \square

5.3. Global stability for $\theta \in (0, L)$ and Holling type II (1.4). We now consider the case of Holling type II (1.4). We first give the global stability of semi-coexistence equilibria Q_1 and Q_2 .

Lemma 5.5 (Global stability of Q_1 and Q_2). *Let (1.4) hold and $\theta \in (0, L_1)$ (resp. $\theta \in (0, L_2)$). Then the semi-coexistence equilibrium Q_1 (resp. Q_2) of (1.2) is globally asymptotically stable if (2.1) (resp. (2.2)) holds.*

Proof. Without loss of generality, we only prove the global stability for $Q_1 = (u_{Q_1}, 0, w_{Q_1})$, and the case for Q_2 can be proved similarly. Let $E_s = Q_1 = (u_{Q_1}, 0, w_{Q_1})$ in (5.3) and (5.4). Then (5.4) implies

$$\Gamma_1 = \frac{\beta_1}{1 + \gamma_1 h_1 u_{Q_1}} \quad \text{and} \quad \Gamma_2 = \beta_2 \quad (5.9)$$

If $v_0 \leq K_2$, then (5.1) implies $v(t) \leq K_2$ for all $t \geq 0$. This along with (2.1) and the fact $\frac{f_2(s)}{s}$ decreases for $s \geq 0$ indicates that $\frac{w_{Q_1} f_2(v)}{v} \geq \frac{w_{Q_1} f_2(K_2)}{K_2} \geq 1$ for all $t \geq 0$. Similarly, if $v_0 > K_2$, then (2.1) implies $\frac{K_2}{f_2(K_2)} < w_{Q_1}$. Hence (5.2) yields $T_1 > 0$ such that $\frac{w_{Q_1} f_2(v)}{v} > 1$ for all $t \geq T_1$. Therefore, for $v_0 \geq 0$, it holds that

$$\frac{w_{Q_1} f_2(v)}{v} \geq 1 \quad \text{for all } t \geq T_1. \quad (5.10)$$

Using $\theta = \beta_1 f_1(u_{Q_1})$, (1.4), (5.9) and (5.10), we have

$$\beta_1 f_1(u) - \theta = \beta_1 (f_1(u) - f_1(u_{Q_1})) = \beta_1 \frac{\gamma_1 (u - u_{Q_1})}{(1 + \gamma_1 h_1 u)(1 + \gamma_1 h_1 u_{Q_1})} = \Gamma_1 \frac{f_1(u)}{u} (u - u_{Q_1}).$$

Consequently,

$$\begin{aligned} \mathcal{E}'(t; Q_1) &= \Gamma_1 \left(1 - \frac{u}{K_1} - \frac{w f_1(u)}{u} \right) (u - u_{Q_1}) + \beta_2 \left(1 - \frac{v}{K_2} - \frac{w f_2(v)}{v} \right) v \\ &\quad + (\beta_1 f_1(u) + \beta_2 f_2(v) - \theta) (w - w_{Q_1}) \\ &= \Gamma_1 \left(1 - \frac{u}{K_1} - \frac{w_{Q_1} f_1(u)}{u} \right) (u - u_{Q_1}) + \beta_2 \left(1 - \frac{v}{K_2} - \frac{w_{Q_1} f_2(v)}{v} \right) v \\ &= - \frac{\Gamma_1 h_1 \gamma_1 (\lambda_1 + u_{Q_1} - K_1 + u)}{K_1 (1 + h_1 \gamma_1 u)} (u - u_{Q_1})^2 - \frac{\beta_2}{K_2} v^2 + \beta_2 \left(1 - \frac{w_{Q_1} f_2(v)}{v} \right) v \\ &\leq - \frac{\Gamma_1 h_1}{K_1} f_1(u) (u - u_{Q_1})^2 - \frac{\beta_2}{K_2} v^2 \quad \text{for all } t \geq T_1. \end{aligned}$$

Then the global stability of Q_1 follows from the Lyapunov function method and LaSalle's invariant principle, similar as in the proof of Lemma 5.2. \square

We next prove the global stability of the coexistence equilibrium Q_* .

Lemma 5.6 (Global stability of Q_*). *Let (1.4) hold, $\theta \in (0, L)$ and Q_* be a coexistence equilibrium of (1.2). Then Q_* is globally asymptotically stable if (2.3) holds.*

Proof. Let $E_s = Q_* = (u_*, v_*, w_*)$ in (5.3) and (5.4). Then (5.4) gives

$$\Gamma_1 = \frac{\beta_1}{1 + \gamma_1 h_1 u_*}, \quad \Gamma_2 = \frac{\beta_2}{1 + \gamma_2 h_2 v_*}.$$

Using (1.2), (1.3) and $\theta = \beta_1 f_1(u_*) + \beta_2 f_2(v_*)$, we obtain

$$\begin{aligned} \mathcal{E}'(t; Q_*) &= \Gamma_1 \left(1 - \frac{u}{K_1} - \frac{w f_1(u)}{u} \right) (u - u_*) + \Gamma_2 \left(1 - \frac{v}{K_2} - \frac{w f_2(v)}{v} \right) (v - v_*) \\ &\quad + \beta_1 (f_1(u) - f_1(u_*)) (w - w_*) + \beta_2 (f_2(v) - f_2(v_*)) (w - w_*). \end{aligned} \quad (5.11)$$

Similar as in driving (5.7) and (5.8), we have

$$\beta_1 (f_1(u) - f_1(u_*)) = \Gamma_1 \frac{f_1(u)}{u} (u - u_*) \quad \text{and} \quad \beta_2 (f_2(v) - f_2(v_*)) = \Gamma_2 \frac{f_2(v)}{v} (v - v_*). \quad (5.12)$$

Substituting (5.12) into (5.11) and using $w_* = \frac{u_*}{f_1(u_*)}(1 - \frac{u_*}{K_1}) = \frac{v_*}{f_2(v_*)}(1 - \frac{v_*}{K_2})$ yields

$$\begin{aligned} \mathcal{E}'(t; Q_*) &= \Gamma_1 \left(1 - \frac{u}{K_1} - \frac{w_* f_1(u)}{u} \right) (u - u_*) + \Gamma_2 \left(1 - \frac{v}{K_2} - \frac{w_* f_2(v)}{v} \right) (v - v_*) \\ &= - \frac{\Gamma_1 h_1 \gamma_1 (\lambda_1 + u_* - K_1 + u)}{K_1 (1 + h_1 \gamma_1 u)} (u - u_*)^2 - \frac{\Gamma_2 h_2 \gamma_2 (\lambda_2 + v_* - K_2 + v)}{K_2 (1 + h_2 \gamma_2 v)} (v - v_*)^2 \\ &\leq - \frac{\Gamma_1 h_1}{K_1} f_1(u) (u - u_*)^2 - \frac{\Gamma_2 h_2}{K_2} f_2(v) (v - v_*)^2. \end{aligned}$$

Similar arguments with the Lyapunov function method alongside LaSalle's invariant principle as above complete the proof. \square

Proof of Theorem 2.1. In view of Lemmas 5.2, 5.3 and 5.4, Theorem 2.1 is proved. \square

Proof of Theorem 2.2. With the results from Lemmas 5.2, 5.5 and 5.6, Theorem 2.2 is obtained. \square

ACKNOWLEDGMENTS

The research of Y. Lou is partially supported by the NSF of China No. 12261160366 and No. 12250710674). The research of W. Tao is partially supported by PolyU Postdoc Matching Fund Scheme Project ID P0030816/B-Q75G, 1-W15F and 1-YXBT, and the NSF of China (No. 12201082). The research of Z.-A. Wang was partially supported by the NSFC/RGC Joint Research Scheme sponsored by the Research Grants Council of Hong Kong and the National Natural Science Foundation of China (Project No. N_PolyU509/22), and PolyU Postdoc Matching Fund Scheme Project ID P0034904 (Primary Work Programme W15F).

Declaration

Data availability. The authors declare that the manuscript has no associated data.

Conflict of interest. The authors have no conflicts of interest to declare that are relevant to the content of this article.

APPENDIX A. PROOF FOR REMARK 2.2

This appendix is dedicated to proving the conclusion stated in Remark 2.2.

Proof for Remark 2.2. We first prove

$$\Lambda_1 \cap \Lambda_2 = \emptyset. \tag{A1}$$

Note that w_{Q_1} strictly increases with respect to $K_1 > 0$ since

$$\frac{dw_{Q_1}}{dK_1} = \frac{u_{Q_1}^2}{f_1(u_{Q_1})K_1^2} = \frac{\beta_1 u_{Q_1}^2}{\theta K_1^2} > 0.$$

Let $(K_1, K_2) \in \Lambda_1$. If $\gamma_1 \geq \gamma_2$, then the first condition in Λ_1 implies that

$$w_{Q_1} \leq w_{Q_1} \Big|_{K_1 = \lambda_1 + u_{Q_1}} = \frac{1}{\gamma_1} \leq \frac{1}{\gamma_2} < \frac{1 + \gamma_2 h_2 K_2}{\gamma_2} = \frac{K_2}{f_2(K_2)},$$

which contradicts $(K_1, K_2) \in \Lambda_1$. Therefore, $\Lambda_1 = \emptyset$ in the case of $\gamma_1 \geq \gamma_2$. Similarly one can show that $\Lambda_2 = \emptyset$ in the case of $\gamma_1 \leq \gamma_2$. The claim (A1) is proved.

Without loss of generality, we next assume $\gamma_1 \geq \gamma_2$, then $\Lambda_1 = \emptyset$. It remains to prove that

$$\Lambda_2 \cap \Lambda_* = \emptyset. \tag{A2}$$

Assuming that there exists a pair $(K_1, K_2) \in \Lambda_2 \cap \Lambda_*$, we shall derive a contradiction. Using

$$\theta = \beta_2 f_2(v_{Q_2}) = \beta_1 f_1(u_*) + \beta_2 f_2(v_*)$$

and the fact that $f_i(s)$ and $\frac{s}{f_i(s)}$ ($i = 1, 2$) strictly increase with respect to $s \geq 0$, we have

$$v_* < v_{Q_2} < K_2 \quad \text{and} \quad w_* = \frac{u_*}{f_1(u_*)} \left(1 - \frac{u_*}{K_1}\right) < \frac{u_*}{f_1(u_*)} < \frac{K_1}{f_1(K_1)}. \quad (\text{A3})$$

By the second condition in Λ_2 and (A3), we have $w_* < w_{Q_2}$, which means that

$$w_* = \varphi_0(v_*) < \varphi_0(v_{Q_2}) = w_{Q_2}, \quad (\text{A4})$$

where

$$\begin{aligned} \varphi_0(s) &:= \frac{s}{f_2(s)} \left(1 - \frac{s}{K_2}\right) = \frac{(K_2 - s)(1 + h_2\gamma_2 s)}{K_2\gamma_2} \\ &= -\frac{h_2}{K_2} \left(s - \frac{K_2 - \lambda_2}{2}\right)^2 + \frac{h_2(K_2 - \lambda_2)^2}{4K_2} + \frac{1}{\gamma_2}, \quad s \in [0, K_2]. \end{aligned} \quad (\text{A5})$$

The combination of the first equation of (A3), (A4) and (A5) implies that

$$v_* < \frac{K_2 - \lambda_2}{2} \quad \text{and} \quad v_* + v_{Q_2} < K_2 - \lambda_2. \quad (\text{A6})$$

Starting from the first condition in Λ_2 , the second condition in Λ_* , and the second inequality in (A6), we obtain $2K_2 < 2\lambda_2 + v_* + v_{Q_2} < 2\lambda_2 + K_2 - \lambda_2$, which simplifies to $K_2 \leq \lambda_2$. Therefore, the first inequality in (A6) indicates $v_* \leq 0$ which is absurd. This proves (A2) and hence proves that Λ_1, Λ_2 and Λ_* are mutually disjoint. \square

APPENDIX B.

This appendix is devoted to proving that the rescaled system (3.7) with (3.8) has at most one coexistence equilibrium $Q_* = (u_*, v_*, w_*)$ (see (3.9)), which exists if and only if $\theta \in (\Theta_1, L)$, where Θ_1 and L are given by (3.10). Remark 2.1 implies $\theta \in (0, L)$ is a necessary condition for the existence of Q_* . Therefore, we shall consider $\theta \in (0, L)$ below. Within this appendix, we shall use the notations defined in (3.10). For clarity, we also introduce the following notations.

- For $\gamma_2 \in (0, 1)$, $b > 0$ and $\theta \in (0, L)$, let

$$v_M := \frac{\theta}{\gamma_2(b - \theta)} \quad (\text{B1})$$

be a positive constant (note that (3.10) implies $\theta < b$), then v_M strictly increases in $\theta \in (0, L)$ and

$$v_M \begin{cases} < 1, & \text{if } \theta \in (0, L_2), \\ \geq 1, & \text{if } \theta \in [L_2, L). \end{cases} \quad (\text{B2})$$

- It is straightforward to check that either of the equations

$$\begin{cases} 8s^3 + 7s^2 - 8s + 1 = 0, \\ 24s^3 - 13s^2 - 6s + 3 = 0, \end{cases} \quad s \in \mathbb{R},$$

has two positive (real) roots and one negative (real) root. Denote the two positive roots of the first equation by η_1 and η_3 with $\eta_1 < \eta_3$, and the largest root of the second equation by η_4 . Let $\eta_2 = \frac{4\sqrt{7}-7}{9}$. Then

$$(\eta_1, \eta_2, \eta_3, \eta_4) \approx (0.1471, 0.3981, 0.5429, 0.6195).$$

- For $b > 0$, define the functions

$$\begin{aligned} \xi_1(\gamma_2) &:= \frac{b(4\gamma_2^2 - 5\gamma_2 + 1)}{1 - 3\gamma_2}, \quad \gamma_2 \in (\eta_1, \frac{1}{4}) \cup (\eta_3, 1), \\ \xi_2(\gamma_2) &:= \frac{b}{3}(4 - \gamma_2 - \sqrt{\gamma_2^2 + \gamma_2 + 1}), \quad \gamma_2 \in (\eta_2, 1). \end{aligned}$$

It holds that $\xi_1(\gamma_2)$ strictly decreases in each connected domain with $\xi_1(\gamma_2) \in (0, L)$,

$$\lim_{\gamma_2 \rightarrow \eta_1} \xi_1(\gamma_2) = \lim_{\gamma_2 \rightarrow \eta_3} \xi_1(\gamma_2) = L \quad \text{and} \quad \lim_{\gamma_2 \rightarrow \frac{1}{4}} \xi_1(\gamma_2) = \lim_{\gamma_2 \rightarrow 1} \xi_1(\gamma_2) = 0.$$

The function $\xi_2(\gamma_2)$ strictly decreases in $(\eta_2, 1)$ with $\xi_2(\gamma_2) \in (m_b, L)$,

$$\lim_{\gamma_2 \rightarrow \eta_2} \xi_2(\gamma_2) = L \quad \text{and} \quad \lim_{\gamma_2 \rightarrow 1} \xi_2(\gamma_2) = m_b,$$

where $m_b := (1 - \frac{1}{\sqrt{3}})b$. Moreover, for $\gamma_2 \in (\eta_3, 1)$,

$$\begin{cases} \xi_1(\gamma_2) > \xi_2(\gamma_2), & \text{if } \gamma_2 \in (\eta_3, \eta_4), \\ \xi_1(\eta_4) = \xi_2(\eta_4) \approx 0.6550, \\ \xi_1(\gamma_2) < \xi_2(\gamma_2), & \text{if } \gamma_2 \in (\eta_4, 1). \end{cases}$$

The graphs of three functions $\frac{\xi_1(\gamma_2)}{b}$, $\frac{\xi_2(\gamma_2)}{b}$ and $\frac{L}{b} = \frac{1+3\gamma_2}{2(1+\gamma_2)}$ are shown in Fig. 9(a)

- For $b > 0$, $\gamma_2 \in (0, 1)$ and $0 < \theta < L$, let

$$G(s) := \sum_{k=0}^4 D_k s^k, \quad s \geq 0, \quad (\text{B3})$$

where the coefficients are given by

$$\begin{cases} D_4 = \gamma_2^3(2b - \theta)^2, \\ D_3 = \gamma_2^2(2b - \theta)(2b(2 - \gamma_2) - \theta(3 - \gamma_2)), \\ D_2 = (\gamma_2 - 1)\gamma_2(b^2(3\gamma_2 - 5) - 2b\theta(\gamma_2 - 4) - 3\theta^2), \\ D_1 = b^2(4\gamma_2^2 - 5\gamma_2 + 1) - 2b\theta(2\gamma_2^2 - 4\gamma_2 + 1) + \theta^2(1 - 3\gamma_2), \\ D_0 = b^2(\gamma_2 - 1) - 2b\theta(\gamma_2 - 1) - \theta^2. \end{cases} \quad (\text{B4})$$

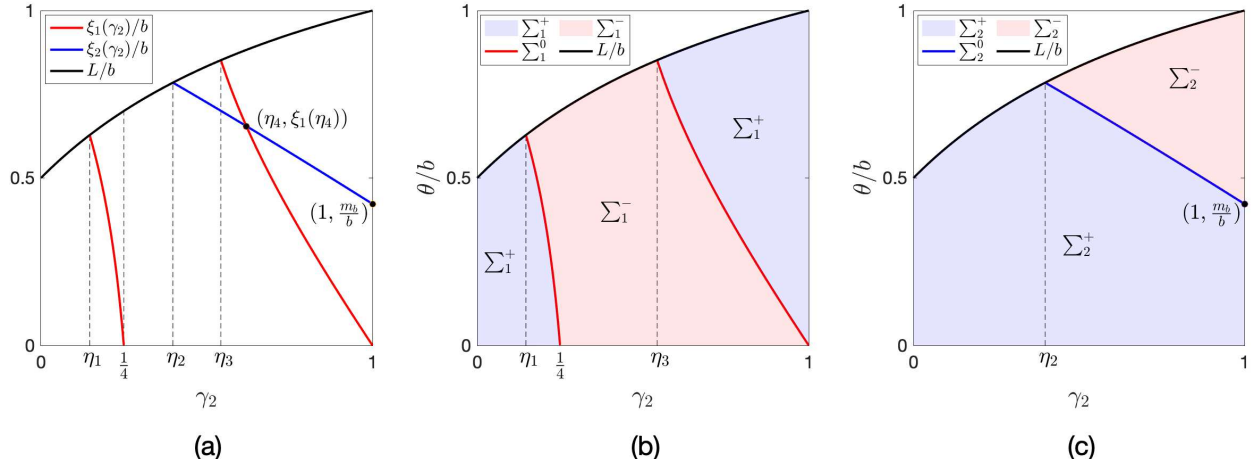


FIGURE 9. The graphs of three functions $\frac{\xi_1(\gamma_2)}{b}$, $\frac{\xi_2(\gamma_2)}{b}$ and $\frac{L}{b}$ versus $\gamma_2 \in (0, 1)$ are shown in (a). The signs of D_1 and D_2 in the γ_2 - θ/b plane within $(\gamma_2, \theta) \in (0, 1) \times (0, L)$ are shown in (b) and (c), respectively.

By elementary analysis (omitted for brevity), we have the following result concerning the signs of the coefficients given in (B4).

Proposition B.1. *Let $b > 0$, $\gamma_2 \in (0, 1)$ and $\theta \in (0, L)$. Then $D_4, D_3 > 0$, $D_0 < 0$, and*

$$D_1 \begin{cases} < 0, & \text{if } (\gamma_2, \theta) \in \Sigma_1^- := (\eta_1, \frac{1}{4}] \times (\xi_1, L) \cup (\frac{1}{4}, \eta_3] \times (0, L) \cup (\eta_3, 1) \times (0, \xi_1), \\ = 0, & \text{if } (\gamma_2, \theta) \in \Sigma_1^0 := (\eta_1, \frac{1}{4}) \times \{\xi_1(\gamma_2)\} \cup (\eta_3, 1) \times \{\xi_1(\gamma_2)\}, \\ > 0, & \text{if } (\gamma_2, \theta) \in \Sigma_1^+ := (0, \eta_1] \times (0, L) \cup (\eta_1, \frac{1}{4}) \times (0, \xi_1) \cup (\eta_3, 1) \times (\xi_1, L), \end{cases}$$

and

$$D_2 \begin{cases} < 0, & \text{if } (\gamma_2, \theta) \in \Sigma_2^- := (\eta_2, 1) \times (\xi_2, L), \\ = 0, & \text{if } (\gamma_2, \theta) \in \Sigma_2^0 := (\eta_2, 1) \times \{\xi_2(\gamma_2)\}, \\ > 0, & \text{if } (\gamma_2, \theta) \in \Sigma_2^+ := (0, \eta_2] \times (0, L) \cup (\eta_2, 1) \times (0, \xi_2). \end{cases}$$

Proposition B.1 provides a geometric illustration for the signs of D_1 and D_2 in the γ_2 - θ/b plane within $(\gamma_2, \theta) \in (0, 1) \times (0, L)$, as shown in Fig. 9(b)-(c). Based on Proposition B.1, we get the following results with tedious but elementary calculations.

Proposition B.2. *Let $b > 0$, $\gamma_2 \in (0, 1)$ and $\theta \in (0, L)$. Then the function $G(s)$ defined by (B3) has exactly one real root in $(0, +\infty)$.*

We can now prove the main result of this appendix.

Lemma B.3. *The rescaled system (3.7) with (3.8) has a unique coexistence equilibrium $Q_* = (u_*, v_*, w_*)$ if and only if $\theta \in (\Theta_1, L)$. Moreover,*

$$u_* = \frac{\gamma_2 v_* (b - \theta)(v_M - v_*)}{\gamma_2 v_* (2b - \theta) + b - \theta}, \quad w_* = (1 - v_*) \left(v_* + \frac{1}{\gamma_2} \right),$$

and $v_* \in (0, \min\{1, v_M\})$ satisfies $G(v_*) = 0$, where the positive constant v_M and the function G are given by (B1) and (B3), respectively.

Proof. Clearly, it follows from (B3) and Proposition B.1 that $G(0) = D_0 < 0$, which alongside Proposition B.2 implies that the rescaled system (3.7) with (3.8) has a unique coexistence equilibrium $Q_* = (u_*, v_*, w_*)$ if and only if $G(\min\{1, v_M\}) > 0$. If $\theta \in [L_2, L)$, then (B2) implies $G(\min\{1, v_M\}) = G(1) = 2b\gamma_2(\gamma_2 + 1)^2(L - \theta) > 0$. If $\theta \in (0, L_2)$, then

$$G(\min\{1, v_M\}) = G(v_M) = \frac{b^4 \varphi_2(\theta)}{\gamma_2 (b - \theta)^4},$$

where $\varphi_2(\theta)$ is given by (3.11), and $\varphi_2(\theta) > 0$ if and only if $\theta > \Theta_1$. The proof is completed. \square

REFERENCES

- [1] <https://blog.biodiversitylibrary.org/2012/08/why-predators-protect-biodiversity.html>.
- [2] Peter A. Abrams. Is predator-mediated coexistence possible in unstable systems? *Ecology*, 80(2):608–621, 1999.
- [3] Robert S. Cantrell and Chris Cosner. *Spatial ecology via reaction-diffusion equations*. John Wiley & Sons, Ltd., Chichester, 2003.
- [4] Hal Caswell. Predator-mediated coexistence: a nonequilibrium model. *Amer. Nat.*, 112(983):127–154, 1978.
- [5] Anaïs Chailleux, Emily K Mohl, Mickaël Teixeira Alves, Gerben J Messelink, and Nicolas Desneux. Natural enemy-mediated indirect interactions among prey species: potential for enhancing biocontrol services in agroecosystems. *Pest Manag. Sci.*, 70(12):1769–1779, 2014.
- [6] Enrique J. Chaneton and Michael B. Bonsall. Enemy-mediated apparent competition: empirical patterns and the evidence. *Oikos*, 88(2):380–394, 2000.
- [7] Kuo-Shung Cheng. Uniqueness of a limit cycle for a predator-prey system. *SIAM J. Math. Anal.*, 12(4):541–548, 1981.
- [8] Chris Cosner. Reaction-diffusion-advection models for the effects and evolution of dispersal. *Discrete Contin. Dyn. Syst.*, 34(5):1701–1745, 2014.
- [9] Nicholas J. DeCesare, M. Hebblewhite, H. S. Robinson, and M. Musiani. Endangered, apparently: the role of apparent competition in endangered species conservation. *Anim. Conser.*, 13(4):353–362, 2010.
- [10] Robert D. Holt. Predation, apparent competition, and the structure of prey communities. *Theor. Popul. Biol.*, 12(2):197–229, 1977.

- [11] Robert D. Holt and Michael B. Bonsall. Apparent competition. *Annu. Rev. Ecol. Evol. Syst.*, 48(1):447–471, 2017.
- [12] Robert D. Holt and Gary A. Polis. A theoretical framework for intraguild predation. *Amer. Nat.*, 149(4):745–764, 1997.
- [13] Sze-Bi Hsu. Predator-mediated coexistence and extinction. *Math. Biosci.*, 54(3):231–248, 1981.
- [14] Yun Kang and Lauren Wedekin. Dynamics of a intraguild predation model with generalist or specialist predator. *J. Math. Biol.*, 67(5):1227–1259, 2013.
- [15] Richard Karban, D. Hougen-Eitzmann, and Greg English-Loeb. Predator-mediated apparent competition between two herbivores that feed on grapevines. *Oecologia*, 97(4):508–511, 1994.
- [16] Peter Kareiva and Garrett Odell. Swarms of predators exhibit “preytaxis” if individual predators use area-restricted search. *Amer. Natur.*, 130(2):233–270, 1987.
- [17] Joseph P. LaSalle. Some extensions of Liapunov’s second method. *IRE Trans.*, CT-7:520–527, 1960.
- [18] Hartmut Logemann and Eugene P. Ryan. *Ordinary differential equations: Analysis, qualitative theory and control*. London, Springer, 2014.
- [19] Alfred James Lotka. *Elements of physical biology*. Williams & Wilkins, Baltimore, 1925.
- [20] Robert M. May. *Stability and Complexity in Model Ecosystems*. Princeton University Press, Princeton, second edition, 2001.
- [21] Masayasu Mimura and Yukio Kan-on. Predation-mediated coexistence and segregation structures. In *Studies in Mathematics and its Applications*. Elsevier, 18:129–155, 1986.
- [22] William W. Murdoch, Cheryl J. Briggs, and Roger M. Nisbet. *Consumer-Resource Dynamics (MPB-36)*. Princeton University Press, 2013.
- [23] James D. Murray. *Mathematical Biology I: An introduction*, volume 17 of *Interdisciplinary Applied Mathematics*. Springer-Verlag, New York, third edition, 2002.
- [24] Wei-Ming Ni. *The mathematics of diffusion*. SIAM, 2011.
- [25] Sofia H. Piltz, Frits Veerman, Philip K. Maini, and Mason A. Porter. A predator–2 prey fast–slow dynamical system for rapid predator evolution. *SIAM J. Appl. Dyn. Syst.*, 16(1):54–90, 2017.
- [26] Daniel Ryan and Robert Stephen Cantrell. Avoidance behavior in intraguild predation communities: a cross-diffusion model. *Discrete Contin. Dyn. Syst.*, 35(4):1641, 2015.
- [27] Natalia Sapoukhina, Yuri Tyutyunov, and Roger Arditi. The role of prey taxis in biological control: a spatial theoretical model. *Amer. Nat.*, 162(1):61–76, 2003.
- [28] Oswald J. Schmitz. Predator diversity and trophic interactions. *Ecology*, 88(10):2415–2426, 2007.
- [29] Leif Christian Stige, Kristina Ø. Kvile, Bjarte Bogstad, and Øystein Langangen. Predator-prey interactions cause apparent competition between marine zooplankton groups. *Ecology*, 99(3):632–641, 2018.
- [30] Richard R. Vance. Predation and resource partitioning in one predator – two prey model communities. *Amer. Nat.*, 112(987):797–813, 1978.
- [31] Xiaoying Wang, Liana Zanette, and Xingfu Zou. Modelling the fear effect in predator–prey interactions. *J. Math. Biol.*, 73(5):1179–1204, 2016.
- [32] Mark H. Williamson. An elementary theory of interspecific competition. *Nature*, 180(4583):422–425, 1957.