

Evolution of Society Caused by Collective and Individual Decisions

A ViSE Model Study

Pavel Chebotarev^[0000–0001–8232–847X]

Technion–Israel Institute of Technology, Haifa, 3200003 Israel
pave14e@technion.ac.il

Abstract. Under the assumptions of the ViSE model, we investigate the welfare and performance of a society consisting of one group (a “party”) and individualists. In the case of Gaussian proposal generators, the expected capital gains can be expressed in standard functions. The relative effectiveness of individualistic and group strategies of agents, as well as the benefits of the entire society, depend on the level of cooperation, the voting threshold, and the favorability of the environment. We focus on the evolution of society in neutral environments caused by changing its structure and the voting rule in the interests of agents.

1 Introduction

Settings in which agents vote for projects formulated in terms of their capital gains were analyzed by A.V. Malishevskii in the early 1970s; some of these results were presented in (Mirkin, 1979) and (Aizerman, 1981). In Malishevskii’s model, voting is easily manipulated by agenda-setters. Similar results have been obtained in frameworks in which participants have ideal points in a multidimensional program space (McKelvey, 1976). Spatial models of voting have been studied extensively by Enelow and Hinich (1984). The problems of the relationship between egoism, altruism, and rationality were considered in (Margolis, 1984; Levine, 1998; Lindenberg, 2001) and voting as a method for making decisions about redistribution of social benefits by means of taxation and social programs was discussed in (Romer, 1975; Roberts, 1977; Kranich, 2001; Galasso and Profeta, 2002). More recent work related to our study was discussed in (Afonkin and Chebotarev, 2024).

1.1 The ViSE Model

The main assumptions of the ViSE model (see, e.g., Chebotarev et al, 2018) are as follows. A *society* consists of n *agents* (also called *voters*). Each agent is characterized by the current value of their *capital* (debt, if it is negative), which can sometimes be interpreted as utility. In each step $m = 1, \dots, M$, some proposal is put to the vote, and the agents vote, guided by their voting strategies, for or against it. Within the ViSE model, a strategy is understood as an algorithm

following which an agent uses the available information to decide whether to vote for or against the proposal under consideration. Each *proposal* is a vector of algebraic capital gains of all agents. Proposals approved using the established voting rule are implemented.

Each proposal is generated stochastically: its components are realizations of random variables. We consider the case where the components are independent and identically distributed with a given mean μ and standard deviation σ . The corresponding scalar random variable ξ is called the *gain generator*. The proposals put to the vote can be called *stochastic environment proposals*. This environment is *favorable* if $\mu > 0$, *neutral* if $\mu = 0$, and *unfavorable (hostile)* if $\mu < 0$.

The dynamics of agents' capital in various environments can be analyzed to compare voting strategies and social decision rules in order to select the optimal ones in terms of maximizing appropriate criteria. Since in the present version of the model the process is stationary, it can be described by one-step characteristics. An important one is the mathematical expectation of one-step capital gain for an agent with a given strategy after implementing the collective decision regarding the submitted proposal using the established voting rule. This value is called the *expected one-step capital gain (ECG) of an agent* (this abbreviation was used in Weron and Weron (1998), Pavlova and Rigobon (2010), Tsodikova et al (2020), etc.; not to be confused with electrocardiogram) and denoted by $\mathbb{E}(d_\xi^{\text{str}})$, where str denotes the agent's strategy.

The properties of the environment influence the relationship between the current and future states of society. Therefore, this model is relevant to situations where the issue is comparing the *status quo* with reform, rather than choosing among several candidates.

For a discussion of the ViSE model, its relation to reality, and research carried out within its framework, we refer to Maksimov and Chebotarev (2020). Connections with other models are indicated in Chebotarev and Afonkin (2025).

This paper examines the decisions made with two agent's strategies. An *individualist* (1-agent) supports a proposal if and only if it increases their own capital. The voting strategy of a *group member* is to support a proposal if and only if this proposal increases the group's total capital. We consider a society in which ℓ participants are individualists and g agents form a group, so that $g + \ell = n$ is the size of the society. We denote this society $I|G$ and call it a *single-group of two-component society*. A society is *individualistic* or *clique-like* if $\ell = n$ or $g = n$, respectively.

The votes are aggregated using the t -majority rules: a proposal is accepted if and only if more than t ($t \in [-1, n]$ is a parameter) participants vote for it. Thus, not only a [*simple*] *majority* ($t = \frac{n}{2}$) is considered, but also *qualified majorities* ($t > \lceil \frac{n}{2} \rceil$) often used to make constitutional and other important decisions, and *initiative minorities* with $t < \lfloor \frac{n}{2} \rfloor$, used for such decisions as including issues on the agenda, forming new deputy groups in parliament, submitting requests, initiating referendums, etc.

Societies with high t are *conservative*; t measures the degree of conservatism. Societies with lower t can be considered more *liberal*, since decisions in them can be made by smaller shares of voters. The parameter g expresses the degree of *cooperation* in society. Thus, we consider societies in terms of liberalism and cooperation.

One of the questions under study is: How does the effectiveness of the t -majority voting and the effectiveness of the individualistic and group strategies depend on the parameters t , ℓ , g and the favorability of the environment?

A series of studies within the framework of the ViSE model have been performed in Chebotarev (2006), Chebotarev et al (2010), Chebotarev et al (2018), Chebotarev et al (2018), Tsodikova et al (2020), Maksimov and Chebotarev (2020), Malyshev (2021), Afonkin (2021) among other papers.

1.2 Research Framework

It is not uncommon for people to unite into teams or groups and defend group interests rather than individual ones. In fact, this is the background to almost every historical event. The group interest can strongly diverge from the individual one, so the question of whether this strategy is rational or not is nontrivial. This issue is studied within various models including game-theoretic ones. The ViSE model is useful for such studies, as it provides convenient means for varying essential parameters, such as the favorability of the environment, the structure of the society, the social decision rule, etc. In this paper, we study how the performance of individualistic and group agents depends on the voting threshold and the structure of a two-component society.

Furthermore, the teams/groups can appear, increase, decrease, merge, split, and disappear. Individualists may join groups, while group members may become individualists or form other groups when this is beneficial to them. Finally, changing the voting threshold can be beneficial for some categories of agents and disadvantageous for others. Decisions on changing the voting threshold can be made by majority voting or voting with the current threshold. In this paper, we study the consequences and benefits of such transitions.

Decisions on changing the society structure and the voting rule determine society's dynamics. We consider the properties of this dynamics and whether it can be cyclic. We show that this setting allows cyclicity, where a society with a small group and low voting threshold enhances its threshold, then it increases the size of the group while slowly decreasing the threshold, after which it sharply lowers the group size, which returns the society to its original position.

Furthermore, the dynamics depends on the type of the group. An *open* group admits all individualists willing to join it and lets its members go whenever they wish. A *democratic* group always allows *leaving* it and allows *entering* it iff this is beneficial for remaining part of the group. A *mafia*-group allows transitions that are beneficial for the remaining members. It turns out that a mafia-group *never* lets go its members that wish to go. In the following sections, we study the evolution of such societies.

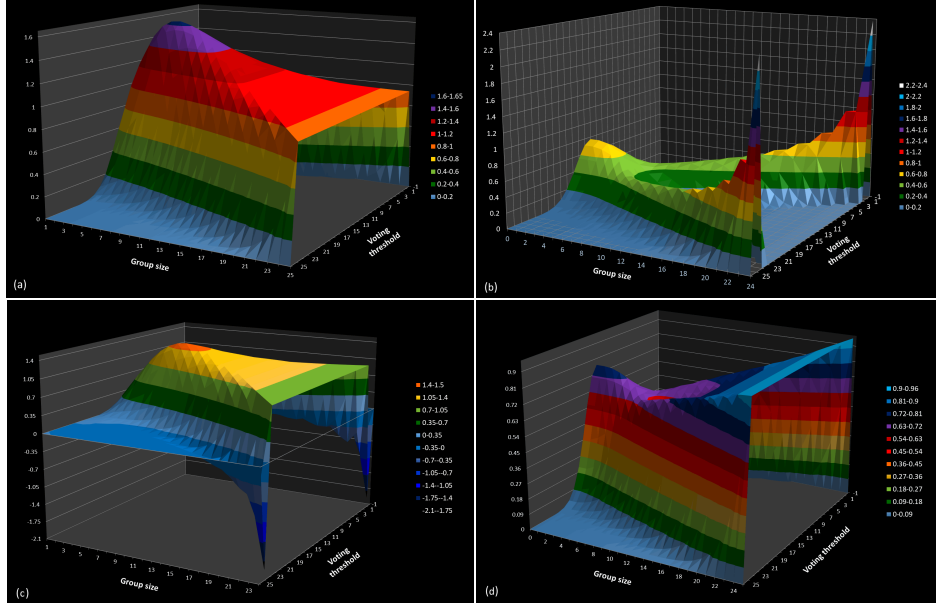


Fig. 1. The ECG of group members (a); individualists (b); difference between them (c); the ECG of the whole society (d). An $I|G$ society consists of $n = 25$ agents; $N^{0,12}$.

2 Expected Capital Gains in a Single-Group Society

Corollary 1 (Chebotarev and Maksimov, 2021). *In the case of a Gaussian proposal generator $N^{\mu,\sigma}$, the ECG of individualists and group members are expressed as follows:*

$$\begin{aligned} \mathbb{E}(d^{\text{ind}}) &= (r(P_{t-g-1,\ell-1} - P_{t-g,\ell}) + \mu P_{t-g,\ell}) N^{0,1}(\mu_g) \\ &\quad + (r(P_{t-1,\ell-1} - P_{t,\ell}) + \mu P_{t,\ell}) N^{0,1}(-\mu_g); \\ \mathbb{E}(d^{\text{gr}}) &= (P_{t-g,\ell} - P_{t,\ell}) (\mu N^{0,1}(\mu_g) + \sigma_g f^{0,1}(\mu_g)) + \mu P_{t,\ell}, \end{aligned}$$

where

$$P_{k,m} = \begin{cases} 1, & k < -1 \\ \sum_{i=k+1}^m \binom{m}{i} p^i q^{m-i} = 1 - \text{Bi}(k | m, p) = \text{B}_{k+1, m-k}(p), & -1 \leq k < m \\ 0, & k \geq m, \end{cases} \quad (1)$$

$\text{B}_{\alpha,\beta}(\cdot)$ is the CDF of the Beta distribution with shape parameters $\alpha > 0$ and $\beta > 0$, $\text{Bi}(\cdot | m, p)$ is the CDF of the binomial distribution with m trials and success probability p , $\mu_g = \frac{\mu}{\sigma_g}$, $\sigma_g = \frac{\sigma}{\sqrt{g}}$, $r = \frac{\sigma \tilde{f}}{q}$, $\tilde{f} = f^{0,1}(\frac{\mu}{\sigma})$, $q = N^{0,1}(\frac{\mu}{\sigma})$, $p = 1 - q$, $f^{0,1}(\cdot)$ and $N^{0,1}(\cdot)$ are the PDF and CDF of a standard normal variable, respectively.

The performance of the two strategies under study is illustrated in Fig. 1.

3 Approved Transitions in Two-Component Societies

In this section, we study transformations of society aimed at increasing the welfare of different categories of agents. There are two types of changes of interest: structural and procedural. Structural transformations of a single-group society are an increase or decrease in the group size. Procedural transformations are changes in the voting threshold. *Elementary transitions* are an increase or decrease in g or t by one.

3.1 Types of Transitions between Societies

We will analyze diagrams such as the one shown in Fig. 2. Each cell of a diagram corresponds to a society characterized by coordinates t (voting threshold) and g (group size).

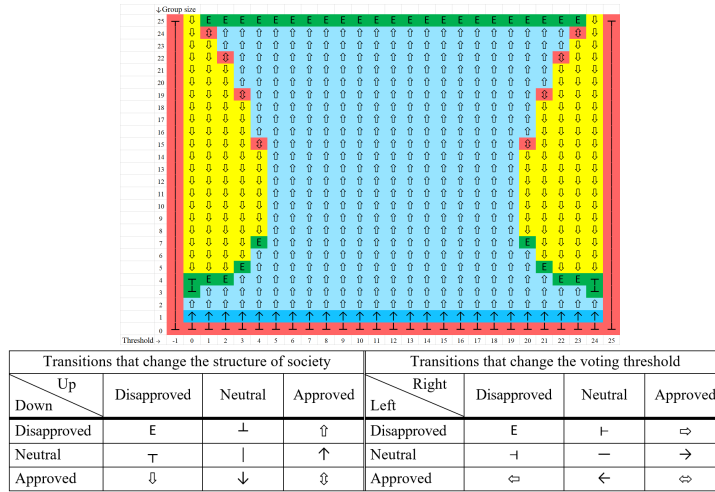


Fig. 2. Changes in the degree of cooperation beneficial to *defectors* (agents changing their strategy) and symbols of transitions between societies.

The transition symbols are collected in Fig. 2. Each symbol in the left half of the table encodes a *pair* of desirability/undesirability/neutrality indicators associated with transitions in both directions corresponding to a decrease or increase in the group size g by one. The symbols in the right half of the table similarly refer to changes in the voting threshold t . The criteria of desirability may vary. A transition is “neutral” if the two societies being compared are equivalent according to the chosen criterion. The ‘-’ symbol (not to be confused with neutrality ‘-’) means “not applicable” and is used when there are no agents of the corresponding category.

For clarity, the diagrams are colored. The colors correspond to symbols or combinations of them.

3.2 Cooperation vs Atomization

What changes in society are beneficial for 1-agents, group members, and agents changing their strategy? The latter ones will be called *defectors*.

The appearance of a defector changes the group size g by one. This thus changes the arithmetic of the group members' strategy: they either begin to take into account the defector who joins the group, or stop taking into account the defector who leaves the group.

A change in strategy is justified if it increases the defector's ECG. Testing this with respect to a society S and the society S_{+1} (whose group is one member larger than that in S) reduces to checking this condition for both possible transitions between S and S_{+1} . Namely, if the 1-agent's ECG in S is smaller than the group member's ECG in S_{+1} , then this 1-agent benefits from joining the group (which transforms S into S_{+1}) and an arrow pointing up to the S_{+1} cell is placed into the S cell. If, on the contrary, an 1-agent in S has a greater ECG than the group member in S_{+1} , then the latter agent benefits from leaving the group, and an arrow pointing to S is placed into the S_{+1} cell. These comparisons of ECG values are based on Corollary 1.

The S -cell contains one "vertical" symbol presented in Fig. 2 that aggregates the results of comparisons of S with both S_{+1} and S_{-1} (whose group has one less member than S).

The group size is a measure of cooperation in a society: $g = 0$ means complete atomization; a society with $g = n$ is fully cooperative.

The desirability diagram for defectors is shown in Fig. 2. Its arrows describe the processes that can occur on the initiative of defectors, provided that both entry into the group and exit from it are permitted. The main features of these processes are as follows.

If $t \in [5, 19]$, then 1-agents in societies with group size of 2 to 24 benefit from joining the group and group members are not interested in leaving. This enables the "snowball" scenario of cooperation (Chebotarev et al, 2010; Chebotarev and Maksimov, 2021). When $g = 1$, an 1-agent benefits from joining a group, and nothing changes if the only group member becomes an 1-agent, since their group strategy is identical to the individualistic one. Every clique-like society ($g = 25$) is an equilibrium: leaving the group is unprofitable.

In this paper we omit a more detailed analysis of diagrams in order to cover the topic more fully.

An interpretation of this diagram is as follow: In the most liberal ($t < 5$) or conservative ($t > 19$) societies, the members of a moderate-sized group may have an incentive to atomize; in societies closer to majoritarianism (which means that decisions are made with a simple majority), 1-agents always have an incentive to choose cooperation. This is due to the fact that in liberal and conservative societies, the role of an individualist is highest: in the former, it is quite easy to implement her initiative, in the latter, a small faction can block changes that

have high support. In some other cases we will also see that “extremes meet”: in neutral environments, conservative and liberal societies have much in common that distinguishes them from majoritarian societies.

Conservatism in decision-making is “liberalism in reverse,” that is, the freedom to block. As a result, the dominant unvarnished news agenda of some conservative regimes is more about protests and reactions to them than about new ideas.

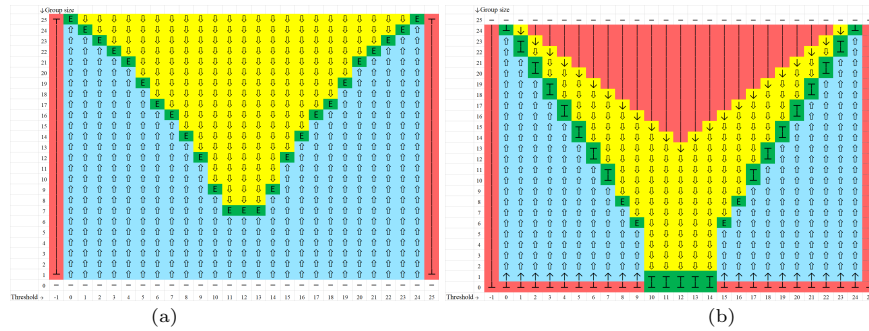


Fig. 3. Changes in the group size that benefit group members (a) or 1-agents (b).

Let us now find out which changes in the structure of society are beneficial to agents who *do not change* their strategies: group members (Fig. 3a) or 1-agents (Fig. 3b).

In the case of 1-agents, the diagram has the following main regions:

- triangular area of neutrality (shown in red), where all decisions are made by the group maximizing its capital gain, and the ECG of the 1-agents equals $\mu = 0$;
- yellow Y-shaped area, where 1-agents benefit from increasing their number;
- two blue areas where the absolute difference between the voting threshold and the simple majority threshold (we will call it the *specificity* of a voting rule or a society) is 3 to 12, and the size of the group does not exceed twice the specificity. Here, 1-agents benefit from reducing their share in society.

Marked in green are equilibrium states or macrostates comprising two societies. They maximize the ECG of 1-agents with respect to the group size at each t .

The desirability diagram for group members (Fig. 3a) is simple: the closer the voting rule is to the majority rule, the smaller the optimal (for group members) group size; for $11 \leq t \leq 13$, it is 7. At each t , the group member’s ECG is single-peaked.

Group members and 1-agents quite often benefit from the same changes in the degree of cooperation. In the diagram of Fig. 4d, a decrease in group size supported by these categories is marked in yellow; a consensus increase in light

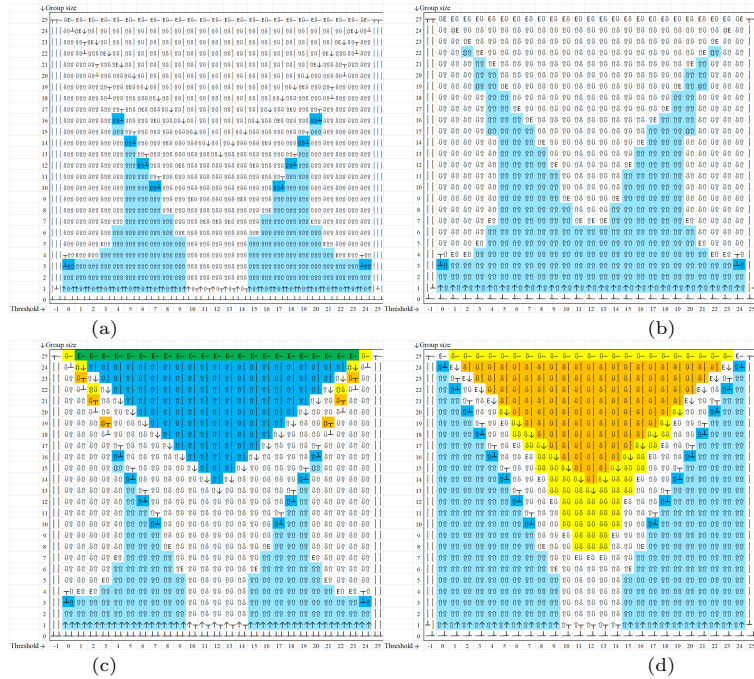


Fig. 4. Approval of transitions (a) by defectors (the left symbol in each cell), group (middle) and 1-agents; (b) defectors (left symbol) and group; (c) defectors (left symbol) and 1-agents; (d) the group (left symbol) and 1-agents.

blue; beige and dark blue colors respectively indicate a decrease and an increase with neutrality of one of the categories and support of the other.

The areas of agreement of each of these categories and the defectors are shown in Figures 4b and 4c; Fig. 4a presents the transitions approved by all agents.

All transitions of common agreement expand the group and thus fit into the “snowball of cooperation” scenario. This scenario has practical applications, among which we note Kovalev (2010), where it is described as follows: “The initial union [of actors] should be ready to accept new members, and those should wish to join this association. The reason for this desire can only be the obvious and significant advantages of the new status, and practical ones at that.” In Fig. 4a, transitions approved by everyone are implemented at voting thresholds that differ from the majority threshold by at least 3, while the group size belongs to [3, 16]. Transitions to which one of the categories is neutral are marked in dark blue. Together with the consensus transitions, they constitute 22% of non-trivial societies.

3.3 Democratic and Mafia Groups

We assumed that each 1-agent can freely enter the group, and each group member can leave it by becoming a 1-agent. We will call such a group *open*. However, many real groups, such as political parties, behave differently. They do not accept everyone, but only those whose entrance is beneficial for the group. However, any member has the right to leave the group. In Kovalev (2010), a group of this type is described as follows: “Joining the association... should be conditioned by a meticulous assessment of the candidates’ readiness, and exit should be unhindered.”

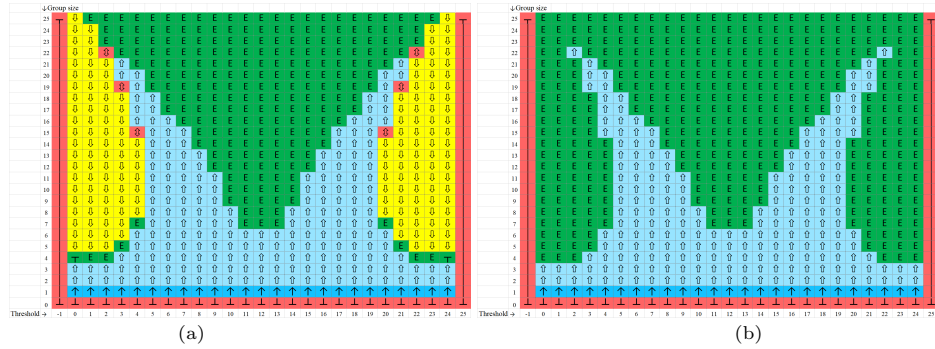


Fig. 5. Approved changes in the degree of cooperation in the cases of a democratic group (a) and a mafia group (b).

Fig. 5a shows a diagram of transitions in the case where a necessary condition for joining a group, in addition to the benefit of its new member, is the sanction of the group, which is issued if the group expansion increases the ECG of a group member. The justification for this sanction in the ViSE model may be that when accepting a new member, the group must expand the concept of “group interest” by taking into account the interests of the defector, which reduces the degree of consideration of the interests of the current members.

Authorized entry and voluntary exit are consistent with the practice of democratic organizations, as opposed to mafia-type associations. Therefore, we will call this type of group *democratic*. If the ECG of the entering 1-agent remains the same, then her entry to the group will be considered approved if it increases the group member’s ECG, prohibited if decreases, and neutral if preserves. This means the goodwill of the 1-agent: in the case of her own neutrality, she favors an action that benefits her new partners. However, their benefit is lexicographically subordinate to the defector’s own benefit.

With a democratic group, the more “specific” (further from the majoritarian) the voting rule, the higher the minimum level of cooperation that ensures the structural stability of society.

A diagram for a group that blocks *all* transitions unprofitable for its members (we will call such a group a *mafia*) is shown in Fig. 5b.

A conclusion is: although a mafia group can be interested in reducing its size (Fig. 3a), it never approves of a member’s initiative to leave it. Like a democratic group, it has the greatest prospects for expansion in moderately liberal and moderately conservative societies.

3.4 Liberalism vs Conservatism

It is natural to assume that the decision to change the voting threshold by one is made by voting with the current threshold. The change is supported by agents to which it brings an increase in the ECG. Diagrams of transitions consisting in changing the voting threshold are presented in Fig. 6.

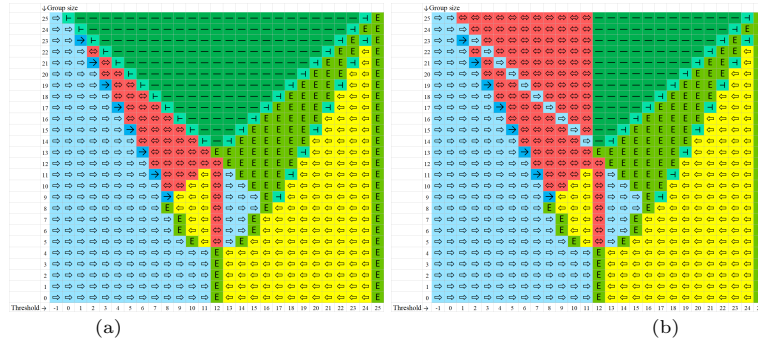


Fig. 6. Approved changes in the voting threshold made by voting with the current threshold. Abstention votes: (a) do not increase support; (b) are counted in half.

If the agent’s ECG does not change, then this agent abstains; the votes of such agents do not contribute to the number of votes “for” (Fig. 6a) or are taken into account with a coefficient of 0.5 (Fig. 6b): abstention provides 0.5 votes “for” and 0.5 votes “against”. These rules have minor differences: they concern only the approval of certain transitions between equivalent states. Let us consider the first rule.

We conclude that radically liberal or conservative societies evolve in the direction of majoritarian ones: the more so, the lower the degree of cooperation. In contrast, majoritarian or near-majoritarian societies with a moderate degree of cooperation ($t \in [5, 11]$) become more “specific,” i.e., more conservative or liberal. With greater cooperation, they fall into the red area (Fig. 6a) of “dynamic equilibria” (bidirectional transitions) if they are liberal or into the light green area of equilibria if they are conservative; with even greater cooperation, they fall into the region of equilibrium macrostates.

3.5 Societies with Both Types of Transitions

Let both types of transitions be allowed. Then, to analyze the possible evolution, you need to combine the diagrams shown in Figures 2, 5a,b, and 6a. The results are shown in Fig. 7a (the case of an open group) and Fig. 7b (the case of a democratic group). The diagram for a mafia group is presented below in Fig. 9b. The black stepped line shows the boundary of the Pareto set, which narrows as the group size decreases.

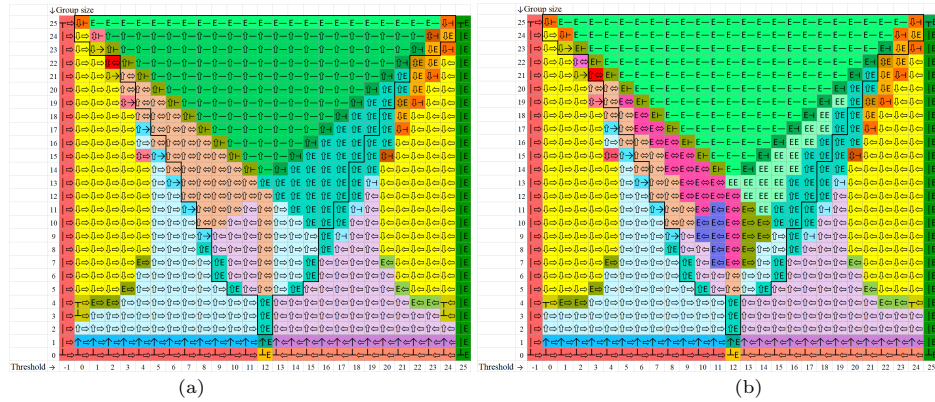


Fig. 7. Transitions of two types in the case of an open group (a) and a democratic group (b).

In the first case (Fig. 7a), there are two equilibrium macrostates: $t = 25$ (rejection of all proposals for any group size) and $g = 25$ for $1 \leq t \leq 23$ (all agents in the group).

In the case of a democratic group, the main difference is the blocking the group expansion (upward movement) in the large green triangle in Fig. 5a. This leads to the appearance of (a) equilibrium macrostates at $14 \leq g \leq 24$ and (b) a region of equilibrium states, the corner points of which are (12, 13), (14, 11), and (19, 19). For society as a whole, this case is often less beneficial: by prohibiting the unprofitable joining of 1-agents, the group limits the growth of the capital of society.

4 Combined evolution scenarios

By *combined scenarios (routes)* we mean the scenarios that include changes in both the structure of society and the voting rule, where all changes are approved using the relevant rules discussed above. Can such scenarios be cyclical? The answer is yes; one example is shown in Fig. 8a.

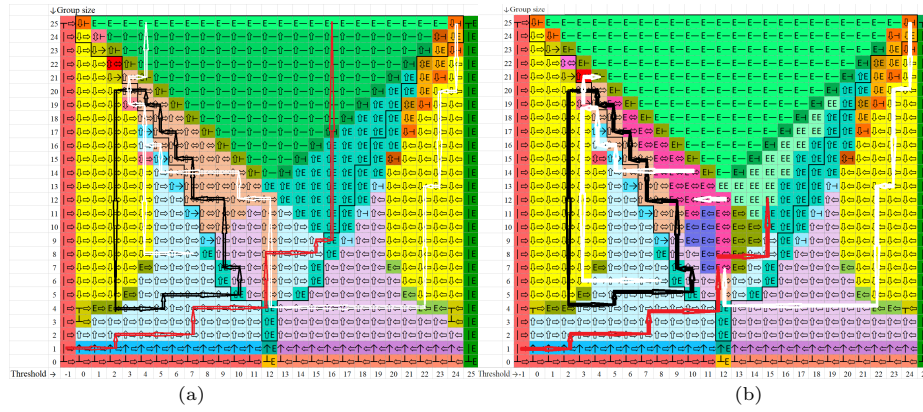


Fig. 8. Combined scenarios with an open group (a) and a democratic group (b).

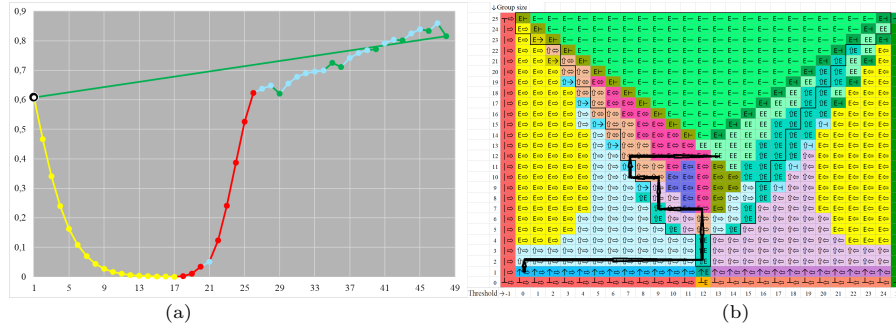


Fig. 9. ECG of the society on a cyclic route, shown in Fig. 8a, at $\sigma = 12$ (a); a combined scenario for a society with a mafia group (b).

How does the ECG of society change along the considered cyclic route? A graph of its dependence on the state number is presented in Fig. 9a.

The mafia group does not allow its reduction at the initiative of the participants, so no cyclical scenarios are possible. However, there are scenarios with a non-monotonic change in the threshold, one of which is presented in Fig. 9b.

by equilibria of scenarios composed of order transitions.

5 Conclusion

Within the framework of the ViSE model, we studied the evolution of a two-component society consisting in changing the level of cooperation (the group size g) and the degree of conservatism (the voting threshold t). Non-trivial evolution scenarios are found. In particular, each society that is no more conservative

than majoritarian, with a sufficiently small group, is involved in long cyclical scenarios, while more conservative societies with a sufficiently small level of cooperation (which depends on t) can become less conservative than majoritarian, i.e., liberal.

Acknowledgment

This work was supported by the European Union (ERC, GENERALIZATION, 101039692). Views and opinions expressed are however those of the author only and do not necessarily reflect those of the European Union or the European Research Council Executive Agency. Neither the European Union nor the granting authority can be held responsible for them.

Bibliography

- [1] Afonkin V, Chebotarev P (2024) Majority voting is not good for heaven or hell, with mirrored performance. arXiv preprint 2401.00592 [physics.soc-ph], arXiv, <https://doi.org/10.48550/arXiv.2401.00592>, submitted
- [2] Afonkin VA (2021) Tax incentives for prosocial voting in a stochastic environment. *Control Sciences* 1(1):53–59, URL <https://doi.org/10.25728/cs.2021.1.6>
- [3] Aizerman MA (1981) Dynamic aspects of voting theory (survey). *Automation and Remote Control* 42(12):1664–1675
- [4] Chebotarev P, Afonkin V (2025) Majority voting is not good for heaven or hell, with mirrored performance. *Annals of Operations Research XX:To appear*
- [5] Chebotarev P, Maksimov V (2021) Two-component societies in the ViSE model: How the level of cooperation and voting threshold affect the capital dynamics. *Large-Scale Systems Control* 93:51–88, (in Russian) <https://doi.org/10.25728/ubs.2021.93.2>
- [6] Chebotarev PY (2006) Analytical expression of the expected values of capital at voting in the stochastic environment. *Automation and Remote Control* 67(3):480–492
- [7] Chebotarev PY, Loginov AK, Tsodikova YY, Lezina ZM, Borzenko VI (2010) Analysis of collectivism and egoism phenomena within the context of social welfare. *Automation and Remote Control* 71(6):1196–1207
- [8] Chebotarev PY, Malyshev VA, Tsodikova YY, Loginov AK, Lezina ZM, Afonkin VA (2018) The optimal majority threshold as a function of the variation coefficient of the environment. *Automation and Remote Control* 79(4):725–736, <https://doi.org/10.1134/S0005117918040136>
- [9] Chebotarev PY, Tsodikova YY, Loginov AK, Lezina ZM, Afonkin VA, Malyshev VA (2018) Comparative efficiency of altruism and egoism as voting strategies in stochastic environment. *Automation and Remote Control* 79(11):2052–2072, <https://doi.org/10.1134/S0005117918110097>
- [10] Enelow JM, Hinich MJ (1984) *The Spatial Theory of Voting: An Introduction*. Cambridge University Press, Cambridge
- [11] Galasso V, Profeta P (2002) The political economy of social security: A survey. *European Journal of Political Economy* 18(1):1–29
- [12] Kovalev SA (2010) Political idealism and real politics: The challenge of the 21st century. In: Conference “Country in the World”, URL <https://polit.ru/articles/arkhiv-proektov/politicheskij-idealizm-i-realnaya-politika-vyzov-xxi-veka-2010-03-02>, in Russian
- [13] Kranich L (2001) Altruism and the political economy of income taxation. *Journal of Public Economic Theory* 3(4):455–469
- [14] Levine DK (1998) Modeling altruism and spitefulness in experiments. *Review of Economic Dynamics* 1(3):593–622

- [15] Lindenberg S (2001) Social rationality versus rational egoism. In: Turner JH (ed) *Handbook of Sociological Theory*, Kluwer Academic/Plenum Publisher, New York, chap 29, pp 635–668
- [16] Maksimov VM, Chebotarev PY (2020) Voting originated social dynamics: Quartile analysis of stochastic environment peculiarities. *Automation and Remote Control* 81(10):1865–1883, <https://doi.org/10.1134/S0005117920100069>
- [17] Malyshev V (2021) Optimal majority threshold in a stochastic environment. *Group Decision and Negotiation* 30(2):427–446
- [18] Margolis H (1984) *Selfishness, Altruism, and Rationality*. University of Chicago Press, Chicago
- [19] McKelvey RD (1976) Intransitivities in multidimensional voting models and some implications for agenda control. *Journal of Economic Theory* 12(3):472–482
- [20] Mirkin BG (1979) *Group Choice*. V.H. Winston & Sons, Washington D.C. (distributed by Halsted Press Division of John Wiley & Sons, N.Y.)
- [21] Pavlova A, Rigobon R (2010) An asset-pricing view of external adjustment. *Journal of International Economics* 80(1):144–156
- [22] Roberts KWS (1977) Voting over income tax schedules. *Journal of Public Economics* 8(3):329–340
- [23] Romer T (1975) Individual welfare, majority voting, and the properties of a linear income tax. *Journal of Public Economics* 4(2):163–185
- [24] Tsodikova Y, Chebotarev P, Loginov A (2020) Modeling responsible elite. In: Aleskerov F, Vasin A (eds) *Recent Advances of the Russian Operations Research Society*, Cambridge Scholars Publishing, Newcastle upon Tyne, chap 6, pp 89–110
- [25] Weron A, Weron R (1998) *Inżynieria Finansowa*. Wydawnictwo Naukowo-Techniczne, Warszawa