

Bound for the energy of graphs in terms of degrees and leaves

Octavio Arizmendi, Samuel Gurrola-Viramontes

February 4, 2025

Abstract

We provide a new upper bound for the energy of graphs in terms of degrees and number of leaves. We apply this formula to study the energy of Erdős-Rényi graphs and Barabasi-Albert trees.

Keywords: graph energy, degree, leaves, Erdős-Rényi graphs, Barabasi-Albert trees

1 Introduction

In this paper, we focus on the concept of graph energy which is a key metric in spectral graph theory. The energy of a graph is defined as the sum of the absolute values of the eigenvalues $\lambda_1, \dots, \lambda_n$ of its adjacency matrix, that is

$$\mathcal{E}(G) = \sum_{i=1}^n |\lambda_i|.$$

Graph energy has been a subject of increasing interest due to its connections to various fields, including chemistry, where it is used to model molecular stability, and network theory, where it provides insights into structural properties. An excellent and comprehensive introduction to the theory of graph energy can be found in the monograph [11], which offers a broad survey of results and methods related to this topic.

In this paper, we contribute to the study of graph energy by establishing a novel inequality that relates the energy $\mathcal{E}(G)$ of a graph to the degrees of its vertices and the number of leaves adjacent to each vertex. Our result provides a deeper understanding of how local structural features, such as vertex degree and adjacency to leaves, influence the global spectral properties of the graph.

To be more precise, we prove the following inequality holds for any graph $G = (V, E)$,

$$\mathcal{E}(G) \leq 2e_{11} + \sum_{v \in V'} \sqrt{3l(v) + d(v)},$$

where e_{11} is the numbers of edges joining two leaves, $l(v)$ denotes the number of leaves connected to the vertex v and V' denotes the set of inner vertices of G .

This inequality improves some of the previous upper bounds as we explain in Section 3 and it is specially suitable for trees, since in many cases, the number of leaves is large.

Despite the various papers proving inequalities for the energy and properties for general graphs, research exploring graph energy in the context of random graphs remains relatively sparse. In particular, random trees present specific challenges as distribution of eigenvalues is not well understood, and, consequently, the asymptotic behavior of the energy is hard to tackle. One of the motivations to derive the above inequality is to provide a closer bound for Barabási-Albert Tree and sparse Erdős-Rényi graphs.

In Section 4, we apply this inequality to improve the upper bound for the energy of a Barabási-Albert tree and an Erdős-Rényi graph.

2 Preliminaries

2.1 Notation and definitions on graphs

A *graph* G is an ordered pair of sets $(V(G), E(G))$ such that the elements of $E(G)$ are unordered pairs of different elements in $V(G)$. The elements of $V(G)$ are called the *vertices* of the graph G and the elements of $E(G)$ are called its *edges*. To avoid ambiguities in our notation, we will always assume that $V(G) \cap E(G) = \emptyset$. If there is no risk of confusion, we will write $V := V(G)$ and $E := E(G)$.

Let v, w vertices of a graph G . If $e = \{v, w\}$ is an edge of G , we say that v, w are the *endpoints* of the edge e . We also say that v, w are *neighbors*. We denote it by $v \sim w$. We define

$$N(v) := \{w \in V : v \sim w\}$$

as the *neighborhood* of v . In addition, we define the *degree* of v as $d(v) := |N(v)|$, i.e. the degree of v is the number of vertices that are connected to v . In particular, if $d(v) = 1$, we say that v is a *leaf*.

In contrast, if a node is not a leaf nor an isolated node (with degree zero), we say that it is an *inner vertex* or an *inner node*. We will denote the number of inner vertices connected to a vertex v by

$$\delta(v) := |\{w \in V : v \sim w, d(w) > 1\}|.$$

For a non-empty graph G with vertices v and w , a path from v to w is a sequence of vertices v_1, \dots, v_l , with $v_i \sim v_{i+1}$, such that $v_1 = v, v_l = w$. A graph is said to be *connected* if any two vertices are linked by a path in G . If a graph is not connected, we say that it is *disconnected*. We can talk about the *connected components* of the graph G , which naturally are the maximal connected sub-graphs of G . Some examples of connected graphs will be given in the next section.

Let G be a graph with exactly n vertices. We can list the vertices of G as v_1, \dots, v_n . The *adjacency matrix* A_G of G , with entries (a_{ij}) , is a matrix of size $n \times n$ such that

$$a_{ij} = \begin{cases} 1 & \text{if } v_i \sim v_j, \\ 0 & \text{otherwise.} \end{cases}$$

The *characteristic polynomial* of a graph G is exactly the characteristic polynomial of its adjacency matrix A_G . It will be denoted by ϕ_G . The *eigenvalues* of G are defined as the eigenvalues of A_G . Notice that the eigenvalues of a graph are real numbers since the adjacency matrix of a graph is a real symmetric matrix.

In addition, we can consider a *weighted graph* in the following way. Let $G = (V, E)$ be a graph with set of vertices $V = \{v_1, \dots, v_n\}$. Then, we assign a *weight* $w_{ij} \in \mathbb{R}$ to every edge $\{v_i, v_j\} \in E$. Since the edge $\{v_i, v_j\}$ is the same as the edge $\{v_j, v_i\}$, we set $w_{ij} = w_{ji}$. If two vertices $v_i, v_j \in V$ are not connected, we establish $w_{ij} = 0$. In this case, we define the *weight matrix* W_G associated to G as the matrix of size $n \times n$ with entries $(w_{ij})_{i,j}$ and we denote the weighted graph by (G, W_G) . If there is no risk of confusion we will write $W := W_G$.

The characteristic polynomial and the eigenvalues of a weighted graph are defined as the characteristic polynomial and the eigenvalues of its weight matrix, respectively. The eigenvalues of a weighted graph are real numbers again. Note that a graph is a weighted graph where each of its edges has associated a weight of value one.

2.2 Some families of graphs

Some of the most common types of graphs are paths, stars, cycles and complete graphs. A *path* is a non-empty graph $P = (V, E)$ of the form

$$V = \{v_1, \dots, v_n\}, \quad E = \{\{v_1, v_2\}, \{v_2, v_3\}, \dots, \{v_{n-1}, v_n\}\},$$

where v_1, \dots, v_n are all distinct. We denote this graph by P_n , where n is the number of vertices of this graph.

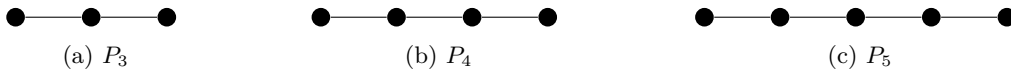


Figure 1: Some examples of path graphs.

A *star* is a non-empty graph $S = (V, E)$ of the form

$$V = \{v_0, v_1, \dots, v_n\}, \quad E = \{\{v_0, v_1\}, \{v_0, v_2\}, \dots, \{v_0, v_n\}\},$$

where v_0, v_1, \dots, v_n are all distinct. We denote this graph by S_n , where n is the number of edges of this graph.

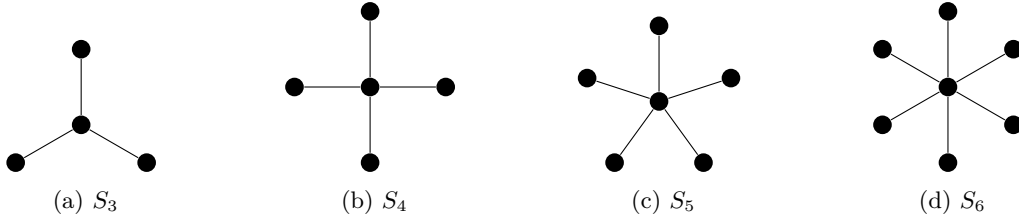


Figure 2: Some examples of a star graph.

On the other hand, a *cycle* is a non-empty graph $C = (V, E)$ of the form

$$V = \{v_1, \dots, v_n\}, \quad E = \{\{v_1, v_2\}, \{v_2, v_3\}, \dots, \{v_{n-1}, v_n\}, \{v_n, v_1\}\},$$

where v_1, \dots, v_n are all distinct. We denote this graph by C_n , where n is the number of vertices (and edges) of this graph.

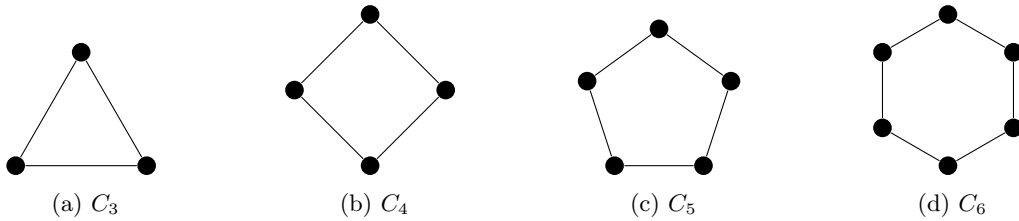


Figure 3: Some examples of a cycle graphs.

Finally, a *complete graph* is a non-empty graph with all the possible edges. We denote this graph by K_n , where n is the number of vertices of this graph.

2.3 Sachs' theorem for weighted graphs

We now introduce Sachs' theorem and its generalization to weighted graphs. This gives a way to write the characteristic polynomials in terms of specific graph counting. In order to do this we need now to define a special type of graphs.

Definition 1 (Sachs' graph). *A graph S is called a Sachs' graph if its connected components are isomorphic to K_2 or to a cycle. Associated to a Sachs' graph S , we can define $r(S)$ to be the number of connected components of S and $c(S)$ to be the number of connected components in S isomorphic to a cycle.*

As announced above, there is a close connection between this type of sub-graphs and the characteristic polynomial of a graph given by the next theorem.

Theorem 1 (Sachs' theorem). *Let G be a graph in n vertices and $\phi_G(x) = \sum_{k=0}^n b_k x^{n-k}$ be its characteristic polynomial. The coefficients $(b_k)_{k \geq 1}$ satisfies the equality*

$$b_k = \sum_{S \in \mathcal{S}_k(G)} (-1)^{r(S)} 2^{c(S)},$$

where $\mathcal{S}_k(G)$ denotes the set of sub-graphs of G with exactly k vertices that are Sachs' graphs. Furthermore, $b_0 = 1$.

The proof of this theorem can be reviewed in [7]. Following [15], we will consider a simple extension for the Sachs' theorem.

Definition 2 (Sachs' sub-graph for a weighted graph). *Let G be a weighted graph in n vertices v_1, \dots, v_n with weight matrix $W_G = (w_{ij})_{i,j}$. A sub-graph S of G is called a Sachs' sub-graph if its connected components are isomorphic to a weighted K_2 or to a weighted cycle. Associated to S , we can define the function $W(S)$ which is the product of the weights of its connected components. The weight of a component isomorphic to a weighted K_2 is $w_{i,j}^2$ the square of the weight of its only edge $\{v_i, v_j\}$ and the weight of a component isomorphic to a weighted cycle is the product of the weights $w_{i,j}$ of all its edges $\{v_i, v_j\}$. In addition, we define $r(S)$ and $c(S)$ to be the number of connected components of S and the number of connected components in S isomorphic to a cycle, respectively.*

Theorem 2 (Sach's theorem for weighted graphs). *Let G be a weighted graph in n vertices and $\phi_G(x) = \sum_{k=0}^n b_k x^{n-k}$ its characteristic polynomial. The coefficients $(b_k)_{k \geq 1}$ satisfies the equality*

$$b_k = \sum_{S \in \mathcal{S}_k(G)} (-1)^{r(S)} 2^{c(S)} W(S),$$

where $\mathcal{S}_k(G)$ denotes the set of Sachs' sub-graphs of G with exactly k vertices. Furthermore, $b_0 = 1$.

The proof of the above result follows the same lines as the proof of the usual Sachs' theorem.

2.4 Inequalities for the Energy of a Graph

We define the *energy* of a graph (weighted graph) G by

$$\mathcal{E}(G) := \sum_{k=1}^n |\lambda_k|,$$

where $\lambda_1, \dots, \lambda_n$ are the eigenvalues associated to the graph G .

We will review some useful inequalities and properties for the energy of a graph. The first inequality is McClelland's inequality [12] which states that for a graph G with n vertices and m edges, it satisfies that

$$\mathcal{E}(G) \leq \sqrt{2mn}, \quad (1)$$

with equality if and only if G is isomorphic to $\frac{n}{2}$ copies of K_2 .

Another inequality due to Koolen and Moulton [10] is that for any graph G with n vertices and m edges such that $2m \geq n$, we have

$$\mathcal{E}(G) \leq \frac{2m}{n} + \sqrt{(n-1) \left(2m - \left(\frac{2m}{n} \right)^2 \right)}. \quad (2)$$

This equality holds if and only if G is isomorphic to $\frac{n}{2}$ copies of K_2 , is isomorphic to K_n , or is a non-complete connected strongly regular graph with two non-trivial eigenvalues both having absolute values equal to $\sqrt{(2m - (2m/n)^2)/(n-1)}$.

More recently, two bounds for the energy of the a graph in terms of the degrees of the graph were obtained.

Proposition 1 (Arizmendi and Juarez [1]). *For a graph G with vertices of degrees d_1, \dots, d_n it is satisfied*

$$\mathcal{E}(G) \leq \sum_{i=1}^n \sqrt{d_i}. \quad (3)$$

Proposition 2 (Arizmendi and Dominguez [2]). *For a tree T with vertices degrees $\Delta = d_1 \geq \dots \geq d_n$, $n \geq 3$, it is satisfied*

$$\mathcal{E}(T) \leq \sum_{i=2}^n 2\sqrt{d_1 - 1} + 2\sqrt{\Delta} \leq \sum_{i=1}^n 2\sqrt{d_i - 1} + 1. \quad (4)$$

Finally, the following theorem of Ky-Fan is very useful. It shows that the energy of graphs satisfies a sort of triangle inequality.

Theorem 3 (Ky-Fan's theorem for weighted sub-graphs). *Let G be a weighted graph and H_1, \dots, H_n be weighted sub-graphs of G whose weight matrices satisfy that $W_G = W_{H_1} + \dots + W_{H_n}$. Then*

$$\mathcal{E}(G) \leq \mathcal{E}(H_1) + \dots + \mathcal{E}(H_n),$$

with equality if and only if $n = 1$.

As pointed out in [2], the above inequalities (3) and (4) can be obtained from Ky-Fan's theorem by considering suitable sub-graphs. Our aim is to improve the above bound by considering instead weighted sub-graphs.

3 Main Result

In this section we prove the main inequality as described in the introduction. Then we compare with the known inequalities mentioned in the the preliminaries.

3.1 An inequality for the energy in terms of degrees and leaves

Our main result comes from the idea of thinking a graph as the union of several weighted stars. This decomposition, together with Ky-Fan's theorem, will help us to find a new inequality for the energy of a graph.

Before going into the details of the main proof let us state a useful lemma.

Lemma 1. *Let $S := (S_n, W)$ be a weighted star with n edges and weights $(w_i)_{i=1}^n$. Then,*

$$\mathcal{E}(S) = 2\sqrt{\sum_{i=1}^n w_i^2}.$$

Proof. By Sachs' theorem for weighted graphs, we get the characteristic polynomial ϕ_S of S given by

$$\phi_S(x) = x^{n+1} - \left(\sum_{i=1}^n w_i^2\right) x^{n-1} = x^{n-1} \left(x^2 - \sum_{i=1}^n w_i^2\right).$$

We conclude that the eigenvalues of S are 0, with multiplicity $n-1$ and $\pm\sqrt{\sum_{i=1}^n w_i^2}$. Therefore,

$$\mathcal{E}(S_n) = 2\sqrt{\sum_{i=1}^n w_i^2}.$$

□

Now, we need to establish a couple of definitions, in order to state our main result. Let $G = (V, E)$ be a graph and $v \in V$ a vertex of G . We define the set of neighbors of v such that they are leaves as $L(v)$, i.e.

$$L(v) := \{w \in V : v \sim w, d(w) = 1\},$$

and $l(v) := |L(v)|$ as the number of neighbors of v which are leaves. Note that $L(v) \subseteq N(v)$. Let $L(G)$ be the set of all leaves of the graph G . If there is no risk of confusion, we will write $L := L(G)$. Besides, let $V'(G)$ be the set of inner vertices of G , or the set of all vertices in G which are not leaves, i.e.

$$V'(G) := V \setminus L = \{v \in V : d(v) \geq 2\}.$$

If there is no risk of confusion, we will write $V' := V'(G)$.

The number of edges of a graph G with both endpoints being leaves will be helpful later on. Let denote it by $e_{11}(G)$. If there is no risk of confusion, we will write $e_{11} := e_{11}(G)$.

Theorem 4. *Every connected graph $G = (V, E)$ with at least three nodes satisfies the inequality*

$$\mathcal{E}(G) \leq \sum_{v \in V'} \sqrt{3l(v) + d(v)} = \sum_{v \in V'} \sqrt{4l(v) + \delta(v)}.$$

This equality holds if and only if G is isomorphic to a star.

Proof. Let $v \in V'$ and define $S(v)$ as the weighted sub-graph of G induced by $N(v) \cup \{v\}$. We assign weights to every edge $\{v, w\}$ of $S(v)$ as follows:

- if $w \in L(v)$, we assign a weight of 1 to $\{v, w\}$,
- if $w \notin L(v)$, we assign a weight of $\frac{1}{2}$ to $\{v, w\}$.

Notice that

$$G = \bigcup_{v \in V'} S(v).$$

Indeed, it is clear that

$$\bigcup_{v \in V'} V(S(v)) \subseteq V(G).$$

On the other hand, if $v \in L$, there is a unique $w \in V$ such that $v \sim w$. Since G is connected and it has at least three vertices, we have $v \in N(w)$ with $w \in V'$. Therefore, since $V(S(v)) = N(v) \cup \{v\}$, one can see that

$$V(G) \subseteq \bigcup_{v \in V'} V(S(v))$$

and we can conclude that

$$V(G) = \bigcup_{v \in V'} V(S(v)).$$

In a similar way, we can see that

$$E(G) = \bigcup_{v \in V'} E(S(v)).$$

It only remains to check that each edge has a total weight of 1 when considering the decomposition into weighted stars of the graph G . Let $\{v, w\} \in E$ be an edge of G . Since $V = L \cup V'$ with $L \cap V' = \emptyset$, we examine two cases:

- If $v \in L$, then the edge $\{v, w\}$ is the only edge that contains v as an endpoint. The vertex v appears only once in the star decomposition of G and it is in $S(w)$ with weight 1. It is the same analysis when $w \in L$.
- If $v, w \in V'$, the edge $\{v, w\}$ appears only twice in the star decomposition of G . It appears once in $S(v)$ with weight $\frac{1}{2}$ and another time in $S(w)$ with the same weight of $\frac{1}{2}$. At the end, the edge $\{v, w\}$ has a total weight of 1.

By using Ky-Fan theorem for weighted sub-graphs, we get the inequality

$$\mathcal{E}(G) \leq \sum_{v \in V'} \mathcal{E}(S(v)),$$

where the equality holds if and only if G has just one weighted star component, i.e., if and only if G is isomorphic to a star.

Consequently, by Lemma 1

$$\mathcal{E}(G) \leq \sum_{v \in V'} \sqrt{3l(v) + d(v)} = \sum_{v \in V'} \sqrt{4l(v) + \delta(v)},$$

where the last inequality holds because $d(v) = l(v) + \delta(v)$ for every vertex $v \in V$. □

We can generalize the result from Theorem 4 to a general graph G as follows.

Theorem 5. *For a graph $G = (V, E)$ we have*

$$\mathcal{E}(G) \leq 2e_{11} + \sum_{v \in V'} \sqrt{3l(v) + d(v)}.$$

Proof. Let $G = (V, E)$ be a graph with connected components H_1, \dots, H_n . Since the energy is linear over connected components, we obtain

$$\mathcal{E}(G) = \sum_{k=1}^n \mathcal{E}(H_k).$$

Notice there are three types of connected components: isolated vertices which have energy zero; isolated edges which have energy 2; connected graphs with at least three vertices. Since

$$V'(G) = \bigcup_{k=1}^n V'(H_k)$$

where $V'(H_1), \dots, V'(H_n)$ are disjoint by pairs and $V'(H) = \emptyset$ for a graph H isomorphic to an edge, we conclude by Theorem 4 that

$$\mathcal{E}(G) \leq 2e_{11} + \sum_{v \in V'} \sqrt{3l(v) + d(v)}. \quad \square$$

We can also have a global version of our main theorem.

Corollary 1. *For a graph $G = (V, E)$ without isolated nodes it is satisfied that*

$$\mathcal{E}(G) \leq 2e_{11} + \sqrt{2(|V| - |L|)(|E| + |L| - 3e_{11})}.$$

Proof. Let $G = (V, E)$ be a graph. By the theorem below and Cauchy-Schwartz inequality, we get the next series of inequalities

$$\begin{aligned} \mathcal{E}(G) &\leq \sum_{v \in V'} \sqrt{3l(v) + d(v)} \\ &\leq \sqrt{|V'| \left(\sum_{v \in V'} 3l(v) + d(v) \right)}. \end{aligned}$$

Since G does not have isolated vertices, we have that $|V'| = |V| - |L|$. Note also that for every leaf $v \in L$ of G there exist a unique $w \in L$ where v, w is an edge counted in e_{11} or a unique $w \in V'$ such that $v \sim w$. Then, for every $v \in L$, it is satisfied that $l(v) = 1$ if v is endpoint of an edge counted in e_{11} or $l(v) = 0$ otherwise. It follows that

$$\sum_{v \in V'} l(v) = |L| - 2e_{11}.$$

Using that $\sum_{v \in V} d(v) = 2|E|$, we obtain in a similar way that

$$\sum_{v \in V'} d(v) = 2|E| - |L|.$$

Placing all together, we obtain

$$\mathcal{E}(G) \leq 2e_{11} + \sqrt{2(|V| - |L|)(|E| + |L| - 3e_{11})}.$$

□

Remark 1. Note that for a graph $G = (V, E)$ with $e_{11} = 0$ the above inequality is equivalent to

$$\mathcal{E}(G) \leq \sqrt{2(|V| - |L|)(|E| + |L|)}.$$

In particular, for a connected graph with at least three vertices this inequality holds. In addition, if $|V| \leq |E| + |L|$ holds, this bound is smaller than McClelland's bound (1).

Remark 2. Note that for a graph $G = (V, E)$ with set of isolated vertices I we can infer the following inequality,

$$\mathcal{E}(G) \leq 2e_{11} + \sqrt{2(|V| - |L| - |I|)(|E| + |L| - 3e_{11})}.$$

A question we can ask is when the local bound and the global bound for the energy of a graph coincide. The next example shows an answer for a particular case.

Example 1. For a connected graph with at least three vertices, according to Cauchy-Schwartz inequality, the equality between local and global bounds are equal if and only if

$$4l(v) + \delta(v) = k, \quad \text{for every } v \in V', \quad (5)$$

for some constant $k \in \mathbb{N}$. Equivalently,

$$\delta(v) = k - 4l(v), \quad \text{for every } v \in V'.$$

It means if the equality between local and global bounds are the same, then the inner degree of inner vertices differs by a multiple of 4. In the particular case when $d(v) = d$ and $l(v) = l$ for some constants $d, l \in \mathbb{N}$ and every $v \in V'$, we obtain this graph as a copy of a d -regular graph and then attaching l leaves to every vertex of the d -regular graph.

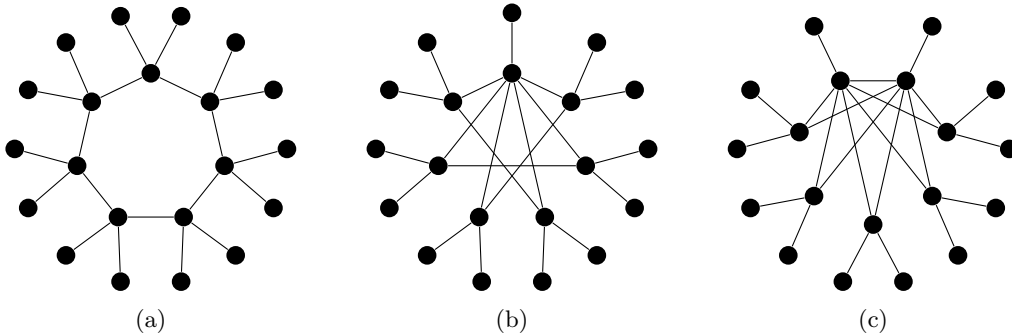


Figure 4: Some examples of connected graphs where the equality between local and global bound holds.

3.2 Comparison with previous bounds

To end this section we would like to compare our main inequality with the known upper bounds for the energy of graphs.

First, Theorem 5 improves the inequality of Proposition 1. Indeed, let G be a graph. Since $\sqrt{3l+d} \leq l + \sqrt{d}$ for every $l, d \geq 1$, we get

$$\sum_{v \in V'} \sqrt{3l(v) + d(v)} \leq L + \sum_{v \in V'} \sqrt{d(v)} = \sum_{v \in V} \sqrt{d(v)}.$$

On the other hand, making a comparison with respect to the inequality of Proposition 2 is a bit more subtle. A term-to-term comparison tell us that the inequality in Theorem 4 is better than the bound by Arizmendi and Dominguez, given in (4), if and only if $2 \leq \delta(v)$ for every $v \in V'$. However, this condition is impossible to be satisfied by a tree.

We now show an example and a criterion to decide which inequality is better.

Example 2. *The bound offered by Theorem 4 is smaller than the bound of Proposition 1 for a double stars $S_{p,q}$ (obtained by connecting with an edge the centers of a star S_p and a star S_q) when $p \leq q \leq 3p - 1$.*

In fact, let $S_{p,q}$ be a double star with $p \leq q$ for which the bound of Theorem 4 improves the bound of Proposition 1. We have

$$\sqrt{4p+1} + \sqrt{4q+1} \leq 2 \left(\sqrt{p} + \sqrt{q+1} \right),$$

which is equivalent to the inequality

$$\sqrt{\left(p + \frac{1}{4}\right) \left(q + \frac{1}{4}\right)} \leq \frac{1}{4} + \sqrt{p(q+1)}$$

Particularly, if $q \leq 3p - 1$ then the above inequality holds.

Theorem 6. *Let f be the real function defined by*

$$f(x, y) = \sqrt{4x + 4(y-1)} - \sqrt{4x + y}, \quad \text{for } x, y \geq 1,$$

$T = (V, E)$ be a tree with $n \geq 3$ vertices and V_1, V_2 be the subsets of vertices defined by

$$V_1 := \{v \in V' : \delta(v) = 1\}, \quad V_2 := \{v \in V' : \delta(v) \geq 2\}.$$

Theorem 4 improves Proposition 2 for the energy of T if one of the following conditions hold:

- i) $\sum_{v \in V'} f(l(v), \delta(v)) \geq 0$;
- ii) $\sum_{v \in V_1} f(l(v), 1) + \sum_{v \in V_2} f(l(v), 2) \geq 0$;
- iii) $\left(\sqrt{l_2+1} - \sqrt{l_2+1/2}\right) |V_2| \geq \left(\sqrt{l_1+1/4} - \sqrt{l_1}\right) |V_1|$, where $l_1 := \min_{v \in V_1} l(v)$; and $l_2 := \max_{v \in V_2} l(v)$;
- iv) $2 \left(\sqrt{n} - \sqrt{n-1/2}\right) |V_2| \geq |V_1|$.

Proof. We have that Theorem 4 improves Proposition 2 for the energy of T if and only if

$$\sum_{v \in V'} \sqrt{3l(v) + d(v)} \leq \sum_{v \in V} 2\sqrt{d(v)-1} + 2 \left(\sqrt{\Delta} - \sqrt{\Delta-1} \right),$$

where Δ is the maximum degree of the vertices in T .

Using that $\sqrt{d(v)-1} = 0$ for every $v \in L$ and $d(v) = \delta(v) + l(v)$, we obtain that the above inequality is equivalent to

$$0 \leq 2 \left(\sqrt{\Delta} - \sqrt{\Delta-1} \right) + \sum_{v \in V'} \sqrt{4l(v) + 4(\delta(v)-1)} - \sqrt{4l(v) + \delta(v)}. \quad (6)$$

In particular, if the inequality

$$\sum_{v \in V'} f(l(v), \delta(v)) \geq 0$$

holds, the inequality in (6) is satisfied. In consequence, Theorem 4 improves Proposition 2 for the energy of T .

We will show that condition ii) implies condition i), condition iii) implies condition ii) and condition iv) implies condition iii) to complete the proof.

Notice now that $f(x, y)$ is a decreasing function over x for $y \geq 4/3$, it is an increasing function over x for $y \leq 4/3$ and it is an increasing function over y for every $x \geq 1$. This implies the following inequalities:

$$\sum_{v \in V_1} f(l(v), \delta(v)) \geq \sum_{v \in V_1} f(l(v), 1), \quad \sum_{v \in V_2} f(l(v), \delta(v)) \geq \sum_{v \in V_2} f(l(v), 2).$$

It means condition ii) implies condition i).

In a similar way, we have

$$\left(\sqrt{l_1 + 1/4} - \sqrt{l_1}\right) |V_1| = -f(l_1, 1) |V_1| \geq \sum_{v \in V_1} -f(l(v), 1)$$

and

$$\sum_{v \in V_2} f(l(v), 2) \geq f(l_2, 2) |V_2| = \left(\sqrt{l_2 + 1} - \sqrt{l_2 + 1/2}\right) |V_2|,$$

i.e., condition iii) implies condition ii).

Finally, we have that

$$\sqrt{l_1 + 1} - \sqrt{l_1 + 1/2} \geq \sqrt{n} - \sqrt{n - 1/2} \quad \text{and} \quad 1/2 \geq \sqrt{l_2 + 1/4} - \sqrt{l_2}$$

since $0 \leq l(v) \leq n - 1$. In consequence, condition iv) implies condition iii). □

Having established general properties of our bound we proceed to apply them to random graphs.

4 Energy for Barabási-Albert Trees and ER graphs

One of the motivations for the main inequality is to give better bounds for random graphs which have many leaves or, alternatively, they are sparse graphs. We will consider two regimes where this hypothesis hold: trees chosen with the preferential model of Barabási-Albert [4] and ER graphs [9] in the sparse regime.

Let consider a sequence of graphs $(G_n)_{n \in \mathbb{N}} = ((V_n, E_n))_{n \in \mathbb{N}}$ where G_n is a graph in n nodes for every $n \in \mathbb{N}$. In the case of trees, we prefer the notation $(T_n)_{n \in \mathbb{N}}$ instead. We define, for every $n \in \mathbb{N}$,

$$N_k(n) := \{v \in V_n : d(v) = k\}$$

to be the set of vertices of degree k in G_n and

$$N_{k,1}(n) := \{v \in L_n : w \in N(v), d(w) = k\}$$

the set of leafs in G_n whose neighbor has degree k .

4.1 Barabási-Albert Trees

In that case of Barabási-Albert trees, the energy is asymptotically smaller than the size of the tree with probability tending to 1 as the size tends to infinity, as proved in [2]. In this section we improve the bound obtained in [2], getting closer to the actual limit of the energy.

In this section, we will consider a sequence of trees $(T_n)_{n \in \mathbb{N}}$ as before where T_n is a tree typical chosen with Barabási-Albert model. For this type of random trees, the asymptotic distribution of vertex of degree k and edges joining a vertex of degree k and a leaf can be understood explicitly.

Proposition 3. [5, 13] *With high probability $|N_k(n)|/n \rightarrow n_k$ and $|N_{k,1}(n)|/n \rightarrow n_{k,1}$ when $n \rightarrow \infty$, where*

$$n_k = \frac{4}{k(k+1)(k+2)}, \quad n_{k,1} = \frac{2(k+2)(k+3) - 24}{k(k+1)(k+2)(k+3)}.$$

Using this proposition and the bound obtained in Theorem 4, we achieve to improve the bound for the asymptotic behavior of the energy for a tree following the model of Barabási-Albert.

Theorem 7. *With high probability, as n tends to infinity, the next inequality follows*

$$\limsup_{n \rightarrow \infty} \frac{\mathcal{E}(T_n)}{n} \leq 0.96.$$

Proof. By the Theorem 4, we get the next inequality:

$$\begin{aligned}\mathcal{E}(T_n) &\leq \sum_{v \in V'} \sqrt{3l(v) + d(v)} \\ &\leq \sum_{k=2}^n \sum_{v \in N_k(n)} \sqrt{3l(v) + k}.\end{aligned}$$

For each $k \geq 2$, by using Cauchy-Schwartz inequality,

$$\begin{aligned}\sum_{v \in N_k(n)} \sqrt{3l(v) + k} &\leq \sqrt{|N_k(n)| \left(\sum_{v \in N_k(n)} 3l(v) + k \right)} \\ &= \sqrt{|N_k(n)| (3|N_{k,1}(n)| + k|N_k(n)|)} \\ &= |N_k(n)| \sqrt{3 \frac{|N_{k,1}(n)|}{|N_k(n)|} + k}.\end{aligned}$$

Combining the previous calculations with Proposition 3, for any fixed $m \geq 2$ and large n , we get

$$\begin{aligned}\frac{1}{n} \mathcal{E}(T_n) &\leq \sum_{k=2}^n \frac{|N_k(n)|}{n} \sqrt{3 \frac{|N_{k,1}(n)|}{|N_k(n)|} + k} \\ &= \sum_{k=2}^m n_k \sqrt{3 \frac{n_{k,1}}{n_k} + k} + o(1) + \sum_{k=m+1}^n \frac{|N_k(n)|}{n} \sqrt{3 \frac{|N_{k,1}(n)|}{|N_k(n)|} + k}.\end{aligned}$$

Note that, for $v \in N_k(n)$, we have at most $d(v) = k$ neighbors that are leaf. Then, we get

$$|N_{k,1}(n)| \leq k |N_k(n)|, \quad \text{for every } k \geq 2.$$

Moreover, we have the next inequality (see [2])

$$\frac{1}{n} \sum_{k=m+1}^n |N_k(n)| \sqrt{k} \leq \frac{2}{m} + o(1).$$

This way,

$$\begin{aligned}\frac{1}{n} \mathcal{E}(T_n) &\leq \sum_{k=2}^m n_k \sqrt{3 \frac{n_{k,1}}{n_k} + k} + o(1) + \frac{2}{n} \sum_{k=m+1}^n |N_k(n)| \sqrt{k} \\ &= \sum_{k=2}^m n_k \sqrt{3 \frac{n_{k,1}}{n_k} + k} + \frac{4}{m} + o(1),\end{aligned}$$

where

$$n_k = \frac{4}{k(k+1)(k+2)}, \quad n_{k,1} = \frac{2(k+2)(k+3) - 24}{k(k+1)(k+2)(k+3)}.$$

Since m is fixed but arbitrary, we obtain the asymptotic bound

$$\begin{aligned}\limsup_{n \rightarrow \infty} \frac{1}{n} \mathcal{E}(T_n) &\leq \sum_{k=2}^{\infty} n_k \sqrt{3 \frac{n_{k,1}}{n_k} + k} \\ &= \sum_{k=2}^{\infty} \frac{4}{k(k+1)(k+2)} \sqrt{\frac{k(5k+21) - 18}{2(k+3)}}.\end{aligned}$$

Notice that, for a fixed $m \geq 21$,

$$\begin{aligned}\delta &:= \sum_{k=m}^{\infty} n_k \sqrt{3 \frac{n_{k,1}}{n_k} + k} \leq \sum_{k=m}^{\infty} \frac{4\sqrt{3}}{k^{5/2}} \\ &\leq \int_{m-1}^{\infty} \frac{4\sqrt{3}}{x^{5/2}} dx = \frac{8\sqrt{3}}{3(m-1)^{3/2}}.\end{aligned}$$

Taking $m = 10^5 + 1$, we have $\delta = \frac{8\sqrt{3}}{3 \cdot 10^{15/2}} \approx 1.46059 \cdot 10^{-7}$. Therefore,

$$\limsup_{n \rightarrow \infty} \frac{1}{n} \mathcal{E}(G) \leq \sum_{k=2}^m n_k \sqrt{3 \frac{n_{k,1}}{n_k} + k} + \delta \approx 0.95999.$$

□

Notice from the proof that we used the following observation which we state as a corollary, for further reference.

Corollary 2. For a graph $G = (E, V)$ it is satisfied that

$$\mathcal{E}(G) \leq 2e_{11} + \sum_{k=1}^n n_k \sqrt{3 \frac{n_{k,1}}{n_k} + k},$$

where n_k is the number of nodes in G with degree k and $n_{k,1}$ is the number of leaves with only neighbor having degree k .

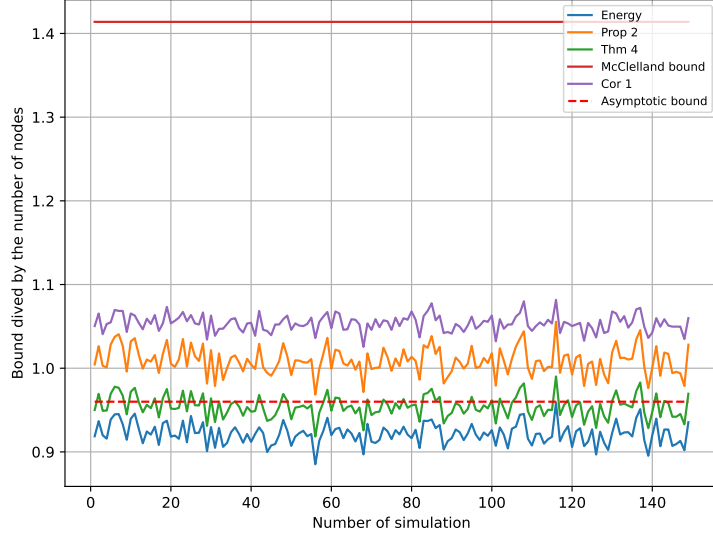


Figure 5: Energy / Size for 200 random trees of size $n = 2000$ following the Barabási-Albert model compared with bounds from Proposition 2, Theorem 4, McClelland’s bound, Corollary 1 and the asymptotic bound from Theorem 7.

4.2 Energy for Erdős-Rényi Graphs

Similarly to the case for Barabási-Albert trees, above, we will derive an asymptotic bound for Erdős-Rényi graphs in the sparse regime. Let us mention that the case $p_n \rightarrow p > 0$ follows from Wigner’s Semicircle law as observed by Nikiforov in [14].

In this section, we will consider a sequence $(G_n)_{n \in \mathbb{N}}$ as before where G_n is a graph typical chosen with Erdős-Rényi model $G(n, p_n)$, such that $np_n \rightarrow \lambda$ when $n \rightarrow \infty$ for some constant $\lambda > 0$.

The following proposition tells what is the asymptotic behavior of $|N_k(n)|$ and $|N_{k,1}(n)|$ when n tends to ∞ . The result is probably known to the expert and our proof is standard, but we include it for the convenience of the reader.

Proposition 4. With high probability $|N_k(n)|/n \rightarrow n_k$ and $|N_{k,1}(n)|/n \rightarrow n_{k,1}$ when $n \rightarrow \infty$, where

$$n_k = \frac{\lambda^k e^{-\lambda}}{k!}, \quad n_{k,1} = \frac{\lambda^k e^{-2\lambda}}{(k-1)!}.$$

Proof. Let $n, k \in \mathbb{N}$ be fixed, with $k < n$, and $v \in V_n$. Notice that

$$\mathbb{P}(v \in N_k(n)) = \binom{n-1}{k} p^k (1-p)^{n-1-k}$$

and

$$\lim_{n \rightarrow \infty} \mathbb{P}(v \in N_k(n)) = \lim_{n \rightarrow \infty} \frac{\binom{n-1}{k} (np)^k}{n^k k!} \left(1 - \frac{np}{n}\right)^{n-1-k} = n_k.$$

However,

$$|N_k(n)| = \sum_{v \in V_n} \mathbb{1}_{v \in N_k(n)}.$$

Then,

$$\mathbb{E} \left(\frac{|N_k(n)|}{n} \right) = \frac{1}{n} \sum_{v \in V_n} \mathbb{E} \left(\mathbb{1}_{v \in N_k(n)} \right) = \mathbb{P}(v_0 \in N_k(n)),$$

where $v_0 \in V_n$ is a fixed vertex. In consequence,

$$\lim_{n \rightarrow \infty} \mathbb{E} \left(\frac{|N_k(n)|}{n} \right) = \lim_{n \rightarrow \infty} \mathbb{P}(v \in N_k(n)) = n_k.$$

Let $v, w \in V_n$ be distinct vertices. Considering the possibilities: $v \sim w$ or $v \not\sim w$; and the number of shared neighbors j between v and w , we obtained

$$\begin{aligned} \mathbb{P}(v, w \in N_k(n)) &= \sum_{j=0}^k \binom{n-2}{j} \binom{n-2-j}{k-j} \binom{n-2-k}{k-j} p^{2k} (1-p)^{2n-2k-3} \\ &\quad + \sum_{j=0}^{k-1} \binom{n-2}{j} \binom{n-2-j}{k-j-1} \binom{n-1-k}{k-j-1} p^{2k-1} (1-p)^{2n-2k-2}. \end{aligned}$$

Then, using a similar limit to the previously used, we get

$$\lim_{n \rightarrow \infty} \mathbb{P}(v, w \in N_k(n)) = n_k^2.$$

However,

$$\begin{aligned} \text{Var} \left(\frac{|N_k(n)|}{n} \right) &= \frac{1}{n^2} \left[\sum_{v \in V_n} \mathbb{E} \left(\mathbb{1}_{v \in N_k(n)} \right) + \sum_{\substack{v, w \in V_n \\ v \neq w}} \mathbb{E} \left(\mathbb{1}_{v, w \in N_k(n)} \right) \right] - \mathbb{E} \left(\frac{|N_k(n)|}{n} \right)^2 \\ &= \frac{1}{n} \mathbb{P}(v_0 \in N_k(n)) + \frac{n-1}{n} \mathbb{P}(v_0, w_0 \in N_k(n)) - \mathbb{P}(v \in N_k(n))^2, \end{aligned}$$

where $v_0, w_0 \in V$ are fixed. In consequence,

$$\lim_{n \rightarrow \infty} \text{Var} \left(\frac{|N_k(n)|}{n} \right) = 0.$$

Therefore, $|N_k(n)|/n$ tends to n_k almost surely while n tends to ∞ .

Let again $n, k \in \mathbb{N}$ be fixed, with $k < n$, and $v \in V_n$. Note that

$$\mathbb{P}(v \in N_{k,1}(n)) = (n-1) \binom{n-2}{k-1} p^k (1-p)^{2n-k-3}$$

and

$$\lim_{n \rightarrow \infty} \mathbb{P}(v \in N_{k,1}(n)) = n_{k,1}.$$

Nevertheless,

$$|N_{k,1}(n)| = \sum_{v \in V_n} \mathbb{1}_{v \in N_{k,1}(n)}.$$

It follows that

$$\mathbb{E} \left(\frac{|N_{k,1}(n)|}{n} \right) = \frac{1}{n} \sum_{v \in V_n} \mathbb{E} \left(\mathbb{1}_{v \in N_{k,1}(n)} \right) = \mathbb{P}(v \in N_{k,1}(n)).$$

As a result,

$$\lim_{n \rightarrow \infty} \mathbb{E} \left(\frac{|N_{k,1}(n)|}{n} \right) = \mathbb{P}(v \in N_{k,1}(n)) = n_{k,1}.$$

Let $v, w \in V_n$ be distinct. If $v, w \in N_{k,1}(n)$, there exist $v', w' \in V_n$ such that $v \sim v'$, $w \sim w'$ and $d(v') = k = d(w')$. We have several options:

- $v' = w'$;
- $v' \neq w'$ and $v' \not\sim w'$;
- $v' \neq w'$ and $v' \sim w'$.

Considering the number of shared neighbors j and w' , we get

$$\begin{aligned} \mathbb{P}(v, w \in N_{k,1}(n)) &= (n-2) \binom{n-3}{k-2} p^k (1-p)^{3n-k-4} \\ &+ \sum_{j=0}^{k-1} (n-2)(n-3) \binom{n-4}{j} \binom{n-j-4}{k-j-1} \binom{n-k-3}{k-j-1} p^{2k} (1-p)^{4n-2k-10} \\ &+ \sum_{j=0}^{k-2} (n-2)(n-3) \binom{n-4}{j} \binom{n-j-4}{k-j-2} \binom{n-k-2}{k-j-2} p^{2k-1} (1-p)^{4n-2k-9}. \end{aligned}$$

Using a similar limit to the previously used, we obtained

$$\lim_{n \rightarrow \infty} \mathbb{P}(v, w \in N_{k,1}(n)) = n_{k,1}^2.$$

However,

$$\begin{aligned} \text{Var} \left(\frac{|N_{k,1}(n)|}{n} \right) &= \frac{1}{n^2} \left[\sum_{v \in V} \mathbb{E} \left(\mathbb{1}_{v \in N_{k,1}(n)} \right) + \sum_{\substack{v, w \in V \\ v \neq w}} \mathbb{E} \left(\mathbb{1}_{v, w \in N_{k,1}(n)} \right) \right] - \mathbb{E} \left(\frac{|N_{k,1}(n)|}{n} \right)^2 \\ &= \frac{1}{n} \mathbb{P}(v_0 \in N_{k,1}(n)) + \frac{n-1}{n} \mathbb{P}(v_0, w_0 \in N_{k,1}(n)) - \mathbb{P}(v \in N_{k,1}(n))^2, \end{aligned}$$

where $v_0, w_0 \in V_n$ are fixed. In consequence,

$$\lim_{n \rightarrow \infty} \text{Var} \left(\frac{|N_{k,1}(n)|}{n} \right) = 0.$$

Therefore, $|N_{k,1}(n)|/n$ tends to $n_{k,1}$ almost surely while n tends to ∞ . □

Proposition 5. $|E_n|/n \rightarrow \lambda/2$ as $n \rightarrow \infty$, almost surely.

Now we proceed to bound the energy of the graph G_n , asymptotically.

Theorem 8. *With high probability,*

$$\limsup_{n \rightarrow \infty} \frac{\mathcal{E}(G_n)}{n} \leq 2\lambda e^{-2\lambda} + e^{-\lambda} \sqrt{3e^{-\lambda} + 1} \sum_{k=2}^{\infty} \frac{\lambda^k \sqrt{k}}{k!} \quad (7)$$

Proof. Let

$$n_k = \frac{\lambda^k e^{-\lambda}}{k!}, \quad n_{k,1} = \frac{\lambda^k e^{-2\lambda}}{(k-1)!}.$$

Notice that the total number of vertices may be calculated by

$$\sum_{k=1}^n |N_k(n)| = n, \quad (8)$$

while the sum of degrees may be calculated by

$$\sum_{k=1}^n k |N_k(n)| = 2 |E_n| = n\lambda + o(n), \quad (9)$$

using the Proposition 5.

In the other hand, for any fixed $m \in \mathbb{N}$,

$$\sum_{k=1}^m k n_k = \lambda e^{-\lambda} \sum_{k=0}^{m-1} \frac{\lambda^k}{k!} \geq \lambda - \frac{\lambda^{m+1}}{m!} + o(1),$$

where the second inequality is result of Taylor's Theorem used in e^λ ,

$$e^\lambda = \sum_{k=0}^{m-1} \frac{\lambda^k}{k!} + \frac{\lambda^m e^{\lambda'}}{m!} + o(1), \quad \text{for some } \lambda' \in (0, \lambda).$$

Comparing with the equation (9), we infer that

$$\frac{1}{n} \sum_{k=m+1}^n k |N_k(n)| \leq \frac{\lambda^{m+1}}{m!} + o(1).$$

From this equation, together with equation (8), by Cauchy-Schwarz we obtain that

$$\frac{1}{n} \sum_{k=m+1}^n |N_k(n)| \sqrt{k} \leq \sqrt{\frac{\lambda^{m+1}}{m!}} + o(1).$$

By the Corollary 2, we get that

$$\frac{\mathcal{E}(G_n)}{n} \leq 2 \frac{|N_{1,1}(n)|}{n} + \sum_{k=2}^n \frac{|N_k(n)|}{n} \sqrt{3 \frac{|N_{k,1}(n)|}{|N_k(n)|} + k}$$

Combining this equation with the previous calculations, for any fixed $m \geq 2$ and large n , we get

$$\begin{aligned} \frac{1}{n} \mathcal{E}(G_n) &\leq 2n_{1,1} + \sum_{k=2}^m n_k \sqrt{3 \frac{n_{k,1}}{n_k} + k} + o(1) + \frac{2}{n} \sum_{k=m+1}^n |N_k(n)| \sqrt{k} \\ &\leq 2n_{1,1} + \sum_{k=2}^m n_k \sqrt{3 \frac{n_{k,1}}{n_k} + k} + 2 \sqrt{\frac{\lambda^{m+1}}{m!}} + o(1) \end{aligned}$$

Since m is fixed but arbitrary, we obtain the asymptotic bound

$$\begin{aligned} \limsup_{n \rightarrow \infty} \frac{1}{n} \mathcal{E}(G_n) &\leq 2n_{1,1} + \sum_{k=2}^{\infty} n_k \sqrt{3 \frac{n_{k,1}}{n_k} + k} \\ &= 2\lambda e^{-2\lambda} + e^{-\lambda} \sqrt{3e^{-\lambda} + 1} \sum_{k=2}^{\infty} \frac{\lambda^k \sqrt{k}}{k!}. \end{aligned}$$

□

As a consequence of the above result we can ensure that as n approaches infinity an Erdős-Renyi graph is hypoengetic when taking $p_n \leq \frac{4}{3n}$, as the following result states.

Theorem 9. For $\lambda \in (0, 4/3]$, it is satisfied that

$$\limsup_{n \rightarrow \infty} \frac{\mathcal{E}(G_n)}{n} < 1.$$

Proof. Let $f : (0, \infty) \rightarrow \mathbb{R}$ given by

$$f(\lambda) = 2\lambda e^{-2\lambda} + e^{-\lambda} \sqrt{3e^{-\lambda} + 1} \sum_{k=2}^{\infty} \frac{\lambda^k \sqrt{k}}{k!}.$$

We note first that f is increasing for $\lambda \in [0, 4/3]$. Indeed,

$$f'(\lambda) = g(\lambda) + \sum_{k=5}^{\infty} h_k(\lambda),$$

where, for every $k \geq 2$,

$$g(\lambda) := (2 - 4\lambda)e^{-2\lambda} + \sum_{k=2}^4 h_k(\lambda), \quad h_k(\lambda) := \frac{\sqrt{k}e^{-2\lambda} (2e^\lambda(k - \lambda) + 6k - 9\lambda)}{2k! \sqrt{3e^{-\lambda} + 1}}.$$

It is clear that $h_k > 0$ whenever $2e^\lambda(k - \lambda) + 6k - 9\lambda > 0$, in particular, when $k \geq 5$ we can take $\lambda \in (0, 3]$. In addition, after some calculations one can verify that $g(\lambda) > 0$ for $\lambda \in (0, 4/3]$. In consequence f is increasing in $(0, 4/3]$.

Thus it is enough to check if $f(4/3) \leq 1$. To bound $f(4/3)$ we can consider the partial sum

$$f_n(\lambda) = 2\lambda e^{-2\lambda} + e^{-\lambda} \sqrt{3e^{-\lambda} + 1} \sum_{k=2}^n \frac{\lambda^k \sqrt{k}}{k!}.$$

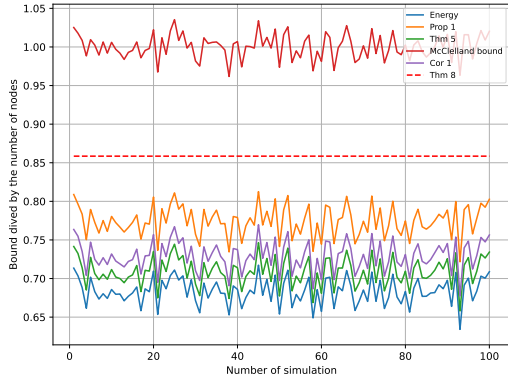
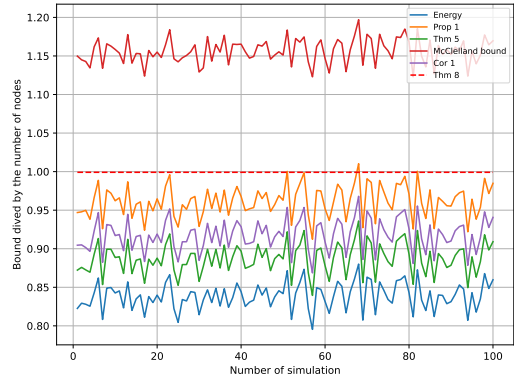
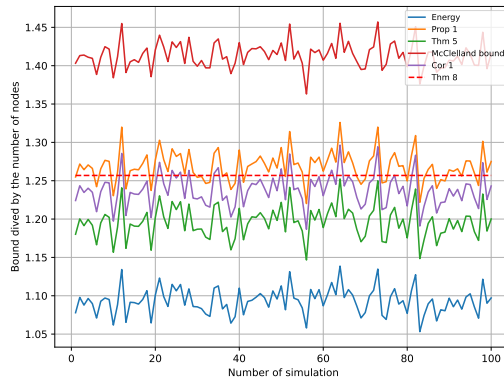
(a) $\lambda = 1$ (b) $\lambda = 4/3$ (c) $\lambda = 2$

Figure 6: Energy/size for 200 random graphs of size $n = 2000$ following the Erdős-Renyi model compared with the bounds from Proposition 1, Theorem 5, McClelland's bound, Corollary 1 and the asymptotic bound from Theorem 8 for different values of λ .

and verify that $|f(\lambda) - f_n(\lambda)| \leq \sqrt{3e^{-\lambda} + 1}\lambda^n/n!$, which for $\lambda = 4/3$ and $n = 13$ yields an error of $\delta \approx 9.04577 \cdot 10^{-9}$, which is as small as desired as $n \rightarrow \infty$. In conclusion, we obtain that $f(4/3) \approx 0.99911$ and therefore, for every $\lambda \in (0, 4/3]$ it is satisfied that

$$\limsup_{n \rightarrow \infty} \frac{\mathcal{E}(G_n)}{n} \leq f(\lambda) < 1.$$

□

We finally present some general bounds, which are particularly accurate when λ is small.

Proposition 6. *Let*

$$f(\lambda) := 2\lambda e^{-2\lambda} + e^{-\lambda} \sqrt{3e^{-\lambda} + 1} \sum_{k=2}^{\infty} \frac{\lambda^k \sqrt{k}}{k!}$$

Then

$$f(\lambda) \leq 2\lambda e^{-2\lambda} + \frac{1}{\sqrt{8}} \sqrt{3e^{-\lambda} + 1} ((\lambda + 2) - e^{-\lambda}(3\lambda + 2)), \quad \lambda \in (0, \infty)$$

and

$$f(\lambda) \leq \lambda, \quad \lambda \in (4/3, \infty).$$

Proof. Using Taylor expansion around 2 for $\sqrt{\cdot}$ function, we notice that

$$\sqrt{x} \leq \frac{1}{\sqrt{8}}x + \frac{1}{\sqrt{2}}, \quad \text{for } x \geq 2.$$

Then,

$$\begin{aligned} \sum_{k=2}^{\infty} \frac{\lambda^k \sqrt{k}}{k!} &\leq \frac{1}{\sqrt{8}} \left(\lambda \sum_{k=1}^{\infty} \frac{\lambda^k}{k!} + 2 \sum_{k=2}^{\infty} \frac{\lambda^k}{k!} \right) \\ &= \frac{\lambda(e^\lambda - 1) + 2(e^\lambda - \lambda - 1)}{\sqrt{8}} \\ &= \frac{(\lambda + 2)e^\lambda - (3\lambda + 2)}{\sqrt{8}}. \end{aligned}$$

Therefore, for $\lambda \in (0, \infty)$,

$$f(\lambda) \leq 2\lambda e^{-2\lambda} + \frac{1}{\sqrt{8}} \sqrt{3e^{-\lambda} + 1} (\lambda + 2 - e^{-\lambda}(3\lambda + 2)).$$

Let $g : \mathbb{R}_+ \rightarrow \mathbb{R}$ be the function given by

$$g(\lambda) = 2\lambda e^{-2\lambda} + \frac{1}{\sqrt{8}} \sqrt{3e^{-\lambda} + 1} (\lambda + 2 - e^{-\lambda}(3\lambda + 2)) - \lambda.$$

We obtain that

$$g'(\lambda) = \frac{2\sqrt{2}e^\lambda + \sqrt{2}(3\lambda - 2) + 27\sqrt{2}\lambda e^{-\lambda} - 16\sqrt{3e^{-\lambda} + 1}(\lambda - 1)}{8e^\lambda \sqrt{3e^{-\lambda} + 1}} - 1.$$

By writing $g'(\lambda) = g_1(\lambda) + g_2(\lambda) + g_3(\lambda) - 1$ where, for $\lambda \geq 4/3$,

$$g_1(\lambda) = \frac{2\sqrt{2}e^\lambda}{8e^\lambda \sqrt{3e^{-\lambda} + 1}} \leq \frac{1}{2\sqrt{2}}, \quad g_2(\lambda) = \frac{27\sqrt{2}\lambda e^{-\lambda}}{8e^\lambda \sqrt{3e^{-\lambda} + 1}} \leq \frac{1}{2},$$

and

$$g_3(\lambda) = \frac{\sqrt{2}(3\lambda - 2) - 16\sqrt{3e^{-\lambda} + 1}(\lambda - 1)}{8e^\lambda \sqrt{3e^{-\lambda} + 1}} \leq \frac{\sqrt{2}(3\lambda - 2) - 16(\lambda - 1)}{8e^\lambda \sqrt{3e^{-\lambda} + 1}} \leq 0$$

One sees that $g'(\lambda) \leq 0$ for $\lambda > 4/3$.

□

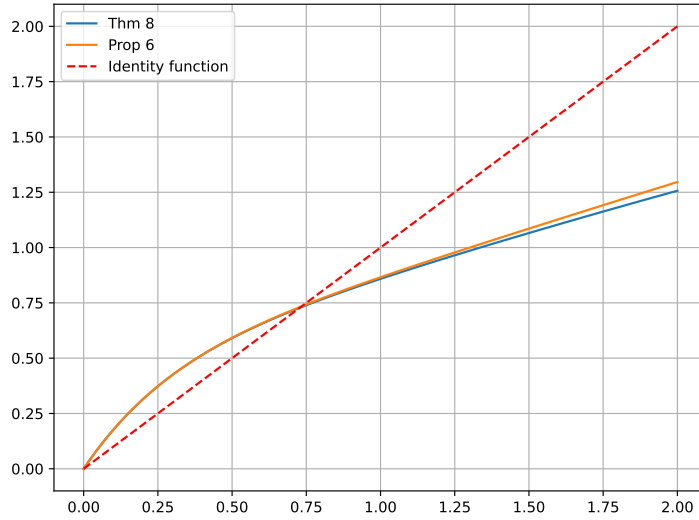


Figure 7: Bounds for the energy/size for a typical random graph chosen by Erdős-Renyi model when the number of nodes tends to infinity given by Theorem 8 and Proposition 6.

References

- [1] Arizmendi, O. & Juárez-Romero, O. (2018). “On bounds for the energy of graphs and digraphs”. *Contributions of Mexican Mathematicians Abroad in Pure and Applied Mathematics*. American Mathematical Society (709), pp. 1-19.
- [2] Arizmendi, O. & Dominguez, E. (2022). “Barabasi–Albert trees are hypoenergetic”. *Bol. Soc. Mat. Mex.* Sociedad Matemática Mexicana. 28 (72), <https://doi.org/10.1007/s40590-022-00465-0>
- [3] Albert, R. & Barábasi, A. (2002). “Statistical mechanics of complex networks”. *Rev. Mod. Phys.* American Physical Society. 74 (1), pp. 47–97. <https://doi.org/10.1007/s40590-022-00465-0>
- [4] Albert, R. & Barábasi, A. (1999). “Emergence of scaling in random networks”. *Science* 286 (5439), pp. 509–512. <https://doi.org/10.1126/science.286.5439.509>
- [5] Bollobás, B., Riordan, O., Spencer, J. & Tusnády, G. (2001) “The degree sequence of a scale-free random graph process”. *Random Struct. Algorithms* Wiley. 18 (3), pp. 279–290. <https://doi.org/10.1002/rsa.1009>
- [6] Bondy, A. & Murty, U. (2009). *Graph theory*. Springer.
- [7] Cvetkovic, D. M., Doob, M. & Sachs. H. (1980). *Spectra of Graphs: Theory and Applications*. Academic Press.
- [8] Diestel, R. (2005). *Graph theory*. Springer Science and Business Media.
- [9] Erdős, P. & Rényi, A. (1959). “On Random Graphs I”. *Publicationes Mathematicae Debrecen*. 6, pp. 290-297.
- [10] Koolen, J. H. & Moulton, V. (2001). “Maximal energy graphs”. *Advances in Applied Mathematics*. 26 (1), pp. 47-52.
- [11] Li, X, Shi, Y. & Gutman, I. (2012). *Graph Energy*. Springer Science and Business Media.
- [12] McClelland, B. (1971). “Properties of the latent roots of a matrix: the estimation of π -electron energies”. *J. Chem. Phys.* 54 (2), pp. 640-643.
- [13] MacDonald, O. (2022). *Almost sure convergence of adjacent weights in a preferential attachment random graph*. Master’s thesis, The University of Arizona.
- [14] Nikiforov, V. (2007). “The energy of graphs and matrices”. *Journal of Mathematical Analysis and Applications*, 326 (2), pp. 1472-1475.
- [15] Skvortsova, M. I. & Stankevich I. V. (2005). “Eigenvectors of weighted graphs: a supplement to Sachs’ theorem”. *Journal of Molecular Structure: THEOCHEM*. 719 (1-3), pp. 213-223, <https://doi.org/10.1016/j.theochem.2005.01.024>.