

Lévy α -stable generalization of the ReBB model of elastic proton-proton and proton-antiproton scattering*

TAMÁS CSÖRGŐ^{1, 2 †}, SÁNDOR HEGYI², ISTVÁN SZANYI^{1, 2, 3 ‡},

¹ELTE Eötvös Loránd University,

H - 1117 Budapest, Pázmány P. s. 1/A, Hungary;

²HUN-REN Wigner RCP, H-1525 Budapest 114, POB 49, Hungary;

³MATE Institute of Technology, KRC,

H-3200 Gyöngyös, Mátrai út 36, Hungary;

[†]tcsorgo@cern.ch

[‡]iszanyi@cern.ch

Received February 5, 2025

The Lévy α -stable generalization of the ReBB model of elastic proton-proton and proton-antiproton scattering is presented. The motivation for the future use of this model in describing experimental data is discussed.

1. Introduction

A. Bialas and A. Bzdak, in 2007, published models for elastic proton-proton (pp) scattering [1], the BB models for short. In these models, the proton is described as a bound state of constituent quarks, and the probability of inelastic pp scattering is constructed based on R. J. Glauber's multiple diffractive scattering theory [2]. In 2015, the BB model was extended: a real part of the scattering amplitude was added in a unitary manner [3], leading to the Real extended Bialas-Bzdak model, the ReBB model for short. The $p = (q, d)$ version of the model that describes the proton as a bound state of a constituent quark and a single-entity constituent diquark is consistent with the experimentally observed features of elastic pp scattering. The basic ingredients of the BB model are the inelastic scattering probabilities of two constituents as a function of their relative transverse position and the quark-diquark distribution inside the proton. In the BB [1] and the ReBB [3] models, the constituent-constituent inelastic scattering probabilities have Gaussian shapes that follow from the Gaussian-shaped

* Presented by I. Szanyi at “Diffraction and Low- x 2024”, Trabia (Palermo, Italy), September 8-14, 2024.

parton distributions of the constituents, characterized by the scale parameters R_q and R_d . The quark-diquark distribution inside the proton also has a Gaussian shape with scale parameter R_{qd} that characterizes the separation between the quark and the diquark constituents inside the proton. It was found in studies published in 2021 and 2022 [3, 4] that the ReBB model describes all the available data not only on elastic pp scattering, but also on elastic proton-antiproton ($p\bar{p}$) scattering in a statistically acceptable manner, *i.e.* with a confidence level (CL) $\geq 0.1\%$ in the kinematic range, $0.38 \text{ GeV}^2 \leq -t \leq 1.2 \text{ GeV}^2$ and $546 \text{ GeV} \leq \sqrt{s} \leq 8 \text{ TeV}$, where t is the squared four-momentum transfer and \sqrt{s} is the squared center of mass energy.

2. Need for an improvement of the ReBB model at low- $|t|$

At $\sqrt{s} = 8 \text{ TeV}$, the ReBB model fails to describe the TOTEM low- $|t|$ and the TOTEM high- $|t|$ data simultaneously with $\text{CL} \geq 0.1\%$ (see Fig. 1). The used χ^2 formula is the one derived by the PHENIX Collaboration [5]. Interestingly, at $\sqrt{s} = 8 \text{ TeV}$, the ReBB model describes the ATLAS low- $|t|$ and the TOTEM high- $|t|$ data simultaneously with $\text{CL} = 2.6\%$ (see Fig. 2). It is true, however, that the TOTEM low- $|t|$ data shows a strong non-exponential behavior with a statistical significance greater than 7σ [6], which is not reproduced by the ReBB model containing Gaussian-shaped distributions. Another interesting feature is that the ReBB model calibrated to the SPS UA4 $p\bar{p}$, Tevatron D0 $p\bar{p}$, and LHC TOTEM pp elastic $d\sigma/dt$ data in the kinematic range, $0.38 \text{ GeV}^2 \leq -t \leq 1.2 \text{ GeV}^2$, $546 \text{ GeV} \leq \sqrt{s} \leq 7 \text{ TeV}$, perfectly describes the pp σ_{tot} data as measured by the LHC ATLAS experiment, being systematically below the pp σ_{tot} data as measured by the LHC TOTEM experiment (see Fig. 3). Theoretically, $\sigma_{\text{tot}}(s) = 2\text{Im}T_{\text{el}}(s, t)|_{t \rightarrow 0}$. Further studies may be important with a model that is able to describe both ATLAS and TOTEM elastic pp data both at low- $|t|$ and high- $|t|$ with $\text{CL} \geq 0.1\%$.

3. Levy α -stable generalized Bialas-Bzdak (LBB) model

In the $p = (q, d)$ BB model the inelastic scattering probability of two protons at a fixed impact parameter vector (\vec{b}) and at fixed constituent transverse position vectors ($\vec{s}_q, \vec{s}_d, \vec{s}'_q, \vec{s}'_d$) is given by a Glauber expansion:

$$\sigma_{\text{in}}(\vec{b}, \vec{s}_q, \vec{s}_d, \vec{s}'_q, \vec{s}'_d) = 1 - \prod_{a \in \{q, d\}} \prod_{b \in \{q, d\}} \left[1 - \sigma_{\text{in}}^{ab}(\vec{b} - \vec{s}_a + \vec{s}'_b) \right]. \quad (1)$$

Generalized central limit theorems motivate the use of Levy α -stable distributions. In the Lévy α -stable generalization of the Bialas-Bzdak (LBB)

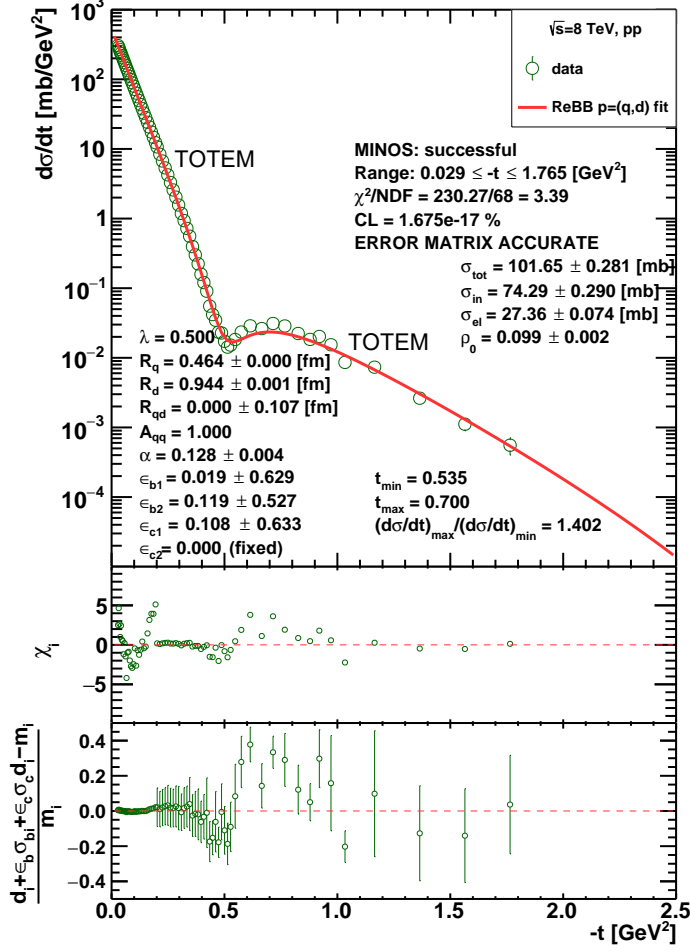


Fig. 1. The ReBB model fails to describe simultaneously, with a statistically acceptable confidence level of $CL > 0.1\%$, both the low- $|t|$ and the high- $|t|$ TOTEM datasets of elastic pp collisions at $\sqrt{s} = 8$ TeV. Similar problems were reported at $\sqrt{s} = 7$ TeV in Ref. [3].

model, the parton distributions of the constituent quark and the constituent diquark are now Levy α -stable distributions, and the inelastic scattering probability for the collision of two constituents at a fixed relative transverse position \vec{x} of the constituents [7] is

$$\begin{aligned} \sigma_{\text{in}}^{ab}(\vec{s}) &= A_{ab}\pi S_{ab}^2 \int d^2 s_a L(\vec{s}_a|\alpha_L, R_a/2)L(\vec{s} - \vec{s}_a|\alpha_L, R_b/2) \\ &= A_{ab}\pi S_{ab}^2 L(\vec{s}|\alpha_L, S_{ab}/2), \end{aligned} \quad (2)$$

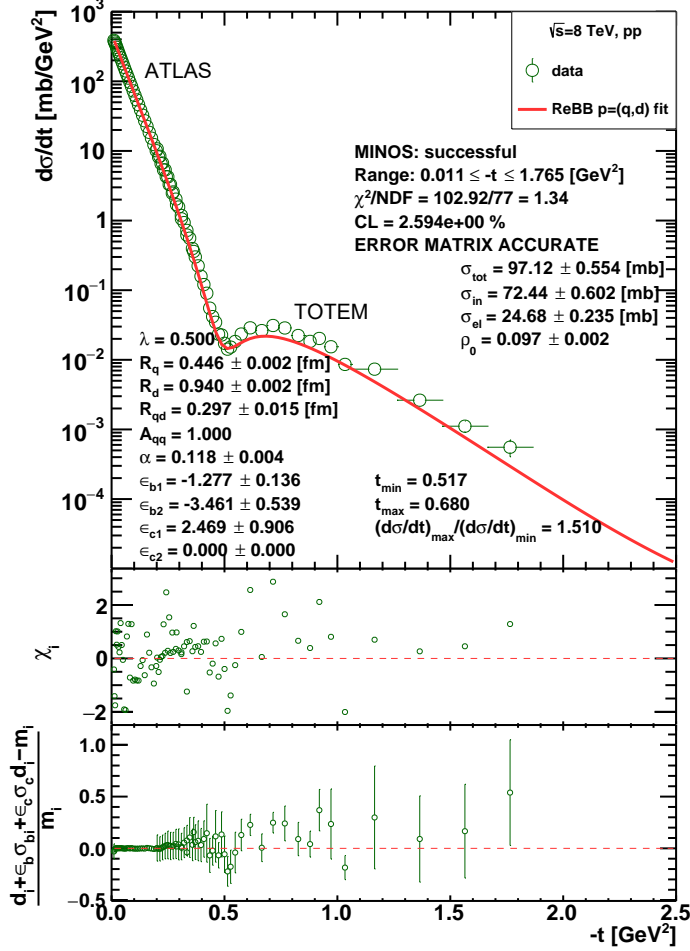


Fig. 2. The ReBB model, with an advanced χ^2 definition from the PHENIX experiment [5], that allows for systematic errors in the slope determination, describes simultaneously, with a statistically acceptable confidence level of $\text{CL} > 0.1\%$, the merged low- $|t|$ ATLAS and high- $|t|$ TOTEM datasets of elastic pp collisions at $\sqrt{s} = 8$ TeV. This also resolves the problems reported at $\sqrt{s} = 7$ TeV in Ref. [3] when both the low- $|t|$ and the high- $|t|$ TOTEM datasets are described simultaneously, however, the same method fails at $\sqrt{s} = 8$ TeV when both the low- $|t|$ and the high- $|t|$ TOTEM datasets are included (see Fig. 1).

where $L(\vec{x}|\alpha_L, R_L) = \frac{1}{(2\pi)^2} \int d^2\vec{q} e^{i\vec{q}\cdot\vec{x}} e^{-|q^2 R_L^2|^{\alpha_L/2}}$, $S_{ab} = (R_a^{\alpha_L} + R_b^{\alpha_L})^{1/\alpha_L}$, and $a, b \in \{q, d\}$. The distribution of the constituents inside the proton is now given in terms of a Levy α -stable distribution (m_q is the mass of the

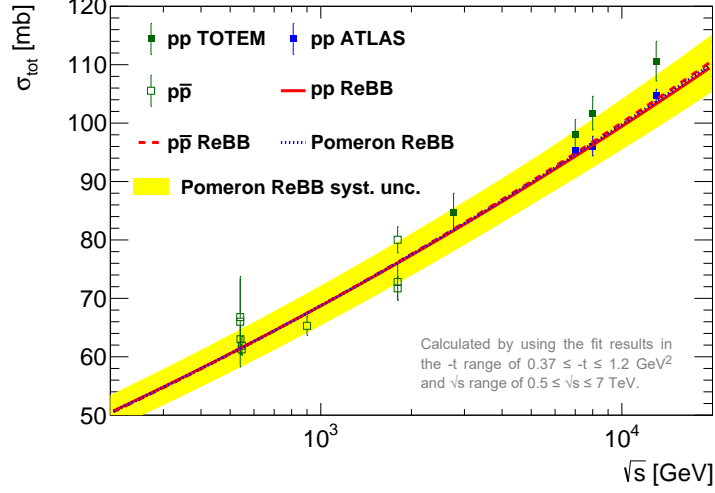


Fig. 3. Description to the σ_{tot} data by the ReBB model calibrated to the SPS UA4 $p\bar{p}$, Tevatron D0 $p\bar{p}$, and LHC TOTEM pp elastic $d\sigma/dt$ data in the kinematic range: $0.38 \text{ GeV}^2 \leq -t \leq 1.2 \text{ GeV}^2$ and $546 \text{ GeV} \leq \sqrt{s} \leq 7 \text{ TeV}$.

quark and m_d is the mass of the diquark) [7]:

$$D(\vec{s}_q, \vec{s}_d) = (1 + \lambda)^2 L(\vec{s}_q - \vec{s}_d | \alpha_L, R_{qd}/2) \delta^{(2)}(\vec{s}_d + \lambda \vec{s}_q), \quad (3)$$

where $\int d^2\vec{s}_q d^2\vec{s}_d D(\vec{s}_q, \vec{s}_d) = 1$, $\lambda = m_q/m_d$, and $\vec{s}_d = -\lambda \vec{s}_q$.

The probability of inelastic scattering of protons at a fixed \vec{b} is given by averaging over the constituent positions inside the protons:

$$\tilde{\sigma}_{\text{in}}(\vec{b}) = \int d^2\vec{s}_q d^2\vec{s}'_q d^2\vec{s}_d d^2\vec{s}'_d D(\vec{s}_q, \vec{s}_d) D(\vec{s}'_q, \vec{s}'_d) \sigma_{\text{in}}(\vec{b}, \vec{s}_q, \vec{s}_d, \vec{s}'_q, \vec{s}'_d). \quad (4)$$

The elastic scattering amplitude $\tilde{T}_{\text{el}}(s, b)$ is given via $\tilde{\sigma}_{\text{in}}(s, b)$ – where $b = |\vec{b}|$ and the dependence on s follows from the s -dependence of the free parameters – as

$$\tilde{T}_{\text{el}}(s, b) = i \left(1 - e^{i\alpha_R \tilde{\sigma}_{\text{in}}(s, b)} \sqrt{1 - \tilde{\sigma}_{\text{in}}(s, b)} \right), \quad (5)$$

and $T_{\text{el}}(s, t)$ is obtained via Fourier transformation.

The new free parameter of the Lévy α -stable generalized model is α_L , the Lévy index of stability; if $\alpha_L = 2$, the ReBB model with Gaussian distributions is recovered. The power of a simple Lévy α -stable model for elastic scattering was demonstrated in Ref. [8]: good descriptions were obtained to all SPS, Tevatron, and LHC data on low- $|t|$ pp and $p\bar{p}$ $d\sigma/dt$ in the kinematic

range $0.02 \text{ GeV}^2 \geq |t| \geq 0.15 \text{ GeV}^2$ and $546 \text{ GeV} \geq \sqrt{s} \geq 13 \text{ TeV}$, where the Lévy index of stability is compatible with the value of 1.959 ± 0.002 implying that the impact parameter distribution has a heavy tail.

4. Summary

The Lévy α -stable generalization of the Bialas-Bzdak model is made by generalizing from Gaussian shapes to Lévy α -stable shapes both (i) the inelastic scattering probabilities of two constituents and (ii) the quark-diquark distribution inside the proton. The LBB model is expected to describe simultaneously the low- $|t|$ and high- $|t|$ domains of elastic pp and $p\bar{p}$ $d\sigma/dt$ with a Lévy index of stability $\alpha < 2$. Thus the next step is to apply the full LBB model to describe the data. Given that the LBB model describes the data in a statistically satisfying manner, *i.e.* with $\text{CL} \geq 0.1\%$, it can be used to study, *e.g.* (i) the discrepancy between ATLAS and TOTEM cross section measurements, and (ii) after considering the effects of the Coulomb-nuclear interference, the Odderon contribution to parameter $\rho_0 = \text{Re}T_{\text{el}}(s, t)/\text{Im}T_{\text{el}}(s, t)|_{t \rightarrow 0}$ at $\sqrt{s} = 13 \text{ TeV}$.

5. Acknowledgments

The research was supported by the ÚNKP-23-3 New National Excellence Program of the Hungarian Ministry for Innovation and Technology from the source of the National Research, Development and Innovation Fund; by the NKFIH grant K147557 and 2020-2.2.1-ED-2021-00181; by the Research Excellence Programme and the Flagship Research Groups Programme of MATE, the Hungarian University of Agriculture and Life Sciences.

REFERENCES

- [1] A. Bialas and A. Bzdak. *Acta Phys. Polon. B*, 38:159–168, 2007.
- [2] R. J. Glauber and G. Matthiae. *Nucl. Phys. B*, 21:135–157, 1970.
- [3] F. Nemes, T. Csörgő, and M. Csanád. *Int. J. Mod. Phys. A*, 30(14):1550076, 2015.
- [4] T. Csörgő and I. Szanyi. *Eur. Phys. J. C*, 81(7):611, 2021.
- [5] A. Adare et al. *Phys. Rev. C*, 77:064907, 2008.
- [6] G. Antchev et al. *Nucl. Phys. B*, 899:527–546, 2015.
- [7] T. Csörgő, S. Hegyi, and I. Szanyi. *Universe*, 9(8):361, 2023.
- [8] T. Csörgő, S. Hegyi, and I. Szanyi. *Universe*, 10(3):127, 2024.