

Electrical probe of spin-spiral order in quantum spin Hall/spin-spiral magnet van der Waals heterostructures

Fedor Nigmatulin,^{1,*} Jose L. Lado,² and Zhipei Sun¹

¹*QTF Centre of Excellence, Department of Electronics and Nanoengineering, Aalto University, FI-00076 Aalto, Finland*

²*Department of Applied Physics, Aalto University, FI-00076 Espoo, Finland*

(Dated: February 12, 2025)

Two-dimensional spin-spiral magnets provide promising building blocks for van der Waals heterostructures due to their tunable spin textures and potential for novel functionalities for quantum devices. However, due to its vanishing magnetization and two-dimensional nature, it is challenging to detect the existence of its noncollinear magnetization. Here, we show that a van der Waals junction based on a spin-spiral magnet and a quantum spin Hall insulator enables obtaining signatures of noncollinear magnetization directly from electrical measurements. Our strategy exploits the sensitivity of helical states to local breaking of time-reversal symmetry, enabling the detection of local magnetic orders even in the absence of net magnetization. We show that the combination of spin-spiral order and nonmagnetic disorder gives rise to scattering in the helical channels that can be directly associated with the spiral exchange coupling and residual nonmagnetic disorder strength. Our results show how electrical transport measurement provides a method to detect spin-spiral magnets by leveraging helical states in van der Waals heterostructures.

Introduction.—Frustrated and noncollinear magnetic systems provide an exciting platform for exploring fundamental phenomena and the great potential for stray-field-free spintronics [1–6]. Spin-spiral magnets (SSMs) feature a variety of exotic phenomena, including multiferroicity [1, 7, 8], unconventional spin excitations [9, 10], and topological magnetism [11]. The detection of noncollinear magnetic states in three-dimensional bulk systems can be achieved with neutron scattering [12, 13]. However, probing spin spirals in two-dimensional (2D) materials represents a bigger challenge due to their reduced cross-section. Spin-polarized scanning tunneling microscopy [3, 14] requires that the magnet is the top-most layer, and thus becomes challenging in encapsulated samples. Detecting symmetry-breaking with vanishing magnetization can enable characterizing magnetic 2D materials, including monolayer spin-spiral multiferroic NiI₂ [8, 15–18], van der Waals heavy-fermion Kondo lattices [19–23], and frustrated spin liquid candidates like 1T-TaS₂ [24–28]. The conductance of the topological helical edge states coupled with a 2D magnetic material may offer an appealing strategy to tackle this problem.

Topological insulators (TIs) [29–32] are promising constituents of future technologies such as topological quantum computing [33] and spintronics [34]. The potential of TIs stems from the existence of gapless edge states protected as long as a specific symmetry is not broken. Among topological states, quantum spin Hall insulators (QSHIs) such as 1T'-WTe₂ [35, 36] provide a potential platform for dissipationless spin-transport and fundamental building blocks to engineer other exotic states by creating artificial interfaces [37–39], including Chern insulators and topological superconductors [33, 40, 41]. In the case of quantum spin Hall insulators, the topological edge modes feature spin-momentum locking and robustness to nonmagnetic external perturbations that

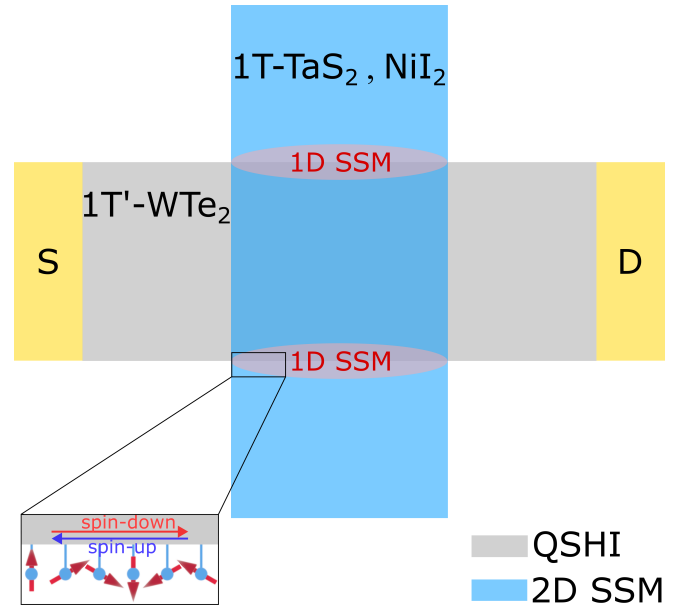


FIG. 1. Schematic of the van der Waals heterostructure formed by a QSHI (1T'-WTe₂ monolayer) and a 2D SSM (1T-TaS₂ or NiI₂ monolayer). Exchange proximity leads to 1D spin spirals on the edges of 1T'-WTe₂ flake. "S" and "D" denote source and drain electrodes respectively, providing a current through the channel. Red arrows in the inset show local magnetic moments with angle $\pi/3$ between neighboring sites ($q = 1/6$) while the thin horizontal blue and red arrows represent spin-polarized edge states.

do not break time-reversal symmetry protection (TRS).

Here, we show that the electronic transport of helical QSHI states can be employed as a probe of noncollinear magnetism in QSHI/SSM van der Waals heterostructures. We demonstrate that the simultaneous presence of spin magnetization and nonmagnetic disorder quenches the conductance of topological edge states. While some

effects of helical magnetic structures on topological surface states, such as modification of the band structure and group velocity of electrons, have already been studied previously [42, 43], the explicit investigation of the transport band gap of QSHI edge states based on non-equilibrium Green's function formalism is performed for the first time in the current paper. The transport gap is inversely proportional to the localization length [44] and plays a crucial role in understanding electronic transport in disordered mesoscopic systems. We extract the explicit functional dependence of the transport gap both on the disorder and exchange proximity. The long-range order of the SSMs in combination with nonmagnetic disorder gives rise to the opening of the transport band gap, with an associated dependence on the wavevector of the spin spirals.

Model.—Our goal is to study the impact of proximity from a 2D magnet on the electronic transport of a quantum spin Hall insulator. We show in Figure 1 the schematic of the device we are considering. It is a cross-bar geometry van der Waals heterostructure formed by a QSHI with electrodes and a 2D SSM material on top of it. 1T'-WTe₂ monolayer can serve as an illustrative example of a QSHI, while 1T-TaS₂ or NiI₂ monolayers can be potential candidates featuring the spin-spiral order. In this geometry, the exchange proximity effect gives rise to an exchange field in the QSHI, which is coupled with the helical edge states. For the sake of simplicity, the exchange proximity with magnetization in the xy plane is included solely at the edges of the QSHI nanoribbon, where the electronic transport occurs. We will focus on studying the transport gap and the conductance measured with source and drain as depicted in Fig. 1. Nanoscale metallic electrodes can be deposited using modern fabrication techniques [45, 46], or highly oriented pyrolytic graphite electrodes can be deterministically transferred on such structures.

The full Hamiltonian of the system takes the form $H = H_{QSH} + H_J + H_{dis}$, where H_{QSH} and H_J are Hamiltonians of a QSHI and spin-spiral exchange proximity respectively, and H_{dis} represents the nonmagnetic local disorder. The different terms are given by

$$H_{QSH} = \sum_{\langle ij \rangle s} \left(t_{ij} c_{is}^\dagger c_{js} + h.c. \right) + i \frac{\lambda_{SO}}{3\sqrt{3}} \sum_{\langle\langle ij \rangle\rangle_{ss'}} \left([\mathbf{d}_{ik} \times \mathbf{d}_{kj}] \cdot \vec{\sigma} c_{is}^\dagger c_{js'} + h.c. \right), \quad (1)$$

$$H_J = \sum_{ss', \alpha \in \Xi} (\mathbf{J}_i \cdot \vec{\sigma})_{ss'} c_{\alpha s}^\dagger c_{\alpha s'}, \quad (2)$$

$$H_{dis} = \sum_{is} W_i c_{is}^\dagger c_{is}, \quad (3)$$

where c_{is}^\dagger , c_{is} are the creation and annihilation operators of the QSHI at site i of the lattice and with specific spin projection, t_{ij} are first neighbor hoppings [47]. The topological gap is controlled by $\lambda_{SO} = 0.5t$, leading to the quantum spin Hall state, and \mathbf{d}_{ik} , \mathbf{d}_{jk} denote vectors connecting sites ik , kj [48], and $\vec{\sigma}$ consists of the Pauli matrices. The disorder in the system is included by random onsite energies $W_i \in [-W/2, W/2]$ as stemming from chemical disorder, where W controls the strength of the random nonmagnetic disorder. Finally, \mathbf{J}_i denotes the local exchange field induced by the spin-spiral material in the edge sites [49–51]. We note that while exchange coupling could have been included in the entire system, the existence of an edge is likely to make the QSH material more reactive at the edges [52, 53], and hence such exchange coupling would dominate. Thus, by Ξ in Eq. (2), we denote sites that belong only to the edges of the QSHI nanoribbon.

The exchange profile \mathbf{J}_i induced by the spiral can be written as follows:

$$\mathbf{J}_i = J_0 (\sin q(x_i - x_0), \cos q(x_i - x_0), 0), \quad (4)$$

where J_0 is the exchange coupling and x_i is a coordinate of the site of the spiral. For the bulk spin-spiral material, the q -vector \mathbf{q}_0 is a two-dimensional vector, where bulk magnetization is given by $\mathbf{m}(\mathbf{r}) = m(\cos(\mathbf{q}_0 \cdot \mathbf{r}), \sin(\mathbf{q}_0 \cdot \mathbf{r}), 0)$ for an in-plane spiral magnet. In terms of the helical modes of a QSHI, the effective exchange coupling on the edge sites depends on the projection of the bulk q -vector along the edge boundary \mathbf{u} , such projection is denoted by $q = \mathbf{q}_0 \cdot \mathbf{u}$. It is worth noting that the effective q can thus be controlled by changing the twist angle between the QSHI and the spin-spiral material, allowing one to explore different transport regimes with the same materials. We will quantify q in units of $\frac{2\pi}{d}$ where d is the lattice constant of the unit cell of the quantum spin Hall system. The value of q defines the magnetic order that is projected on the edge sites: $q = 0$ and $q = 1/2$ correspond to ferromagnetic (FM) and antiferromagnetic (AFM) orders respectively, whereas intermediate values give a generic noncollinear spiral state.

We now discuss the influence of the spin-spiral exchange on the electronic transport of the topological edge states. In the presence of TRS breaking and nonmagnetic disorder, the edge states are expected to show a transport gap, despite not showing a spectral gap. This stems from the fact that with a broken TRS, 1D modes will localize due to Anderson localization at all energies, despite having a finite spectral weight. The band structure of the considered system, in the absence of the exchange field ($\mathbf{J}_i = 0$), features topologically protected helical edge states that are gapless inside the bulk energy band gap (see Fig. 2(a)). Turning on the exchange field breaks the TRS and opens a small spectral gap, yet leaving wide spectral regions gapless as shown in Fig. 2(b)-Fig. 2(d)

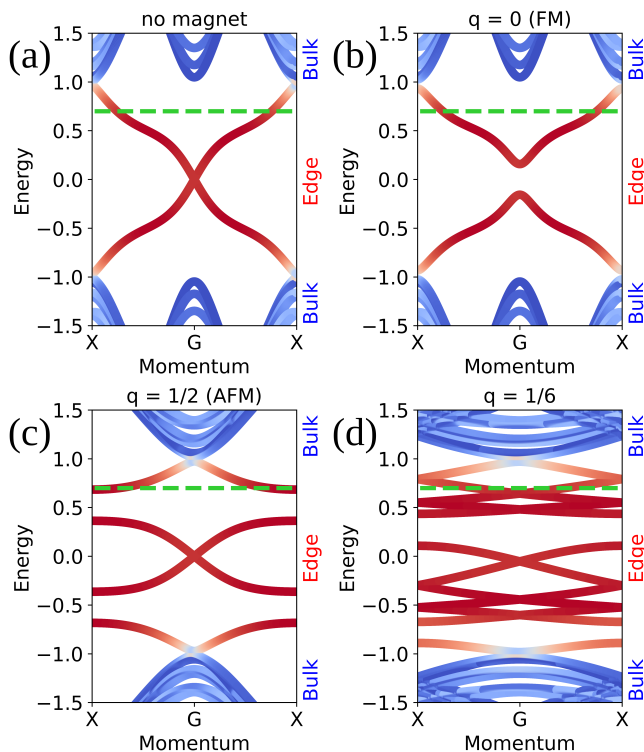


FIG. 2. Bandstructure of the QSHI nanoribbon without (a) and with FM $q = 0$ (b), AFM $q = 1/2$ (c), and spin spiral exchange with $q = 1/6$ (d) in proximity. The green dashed line denotes Fermi level used in the transport simulations ($\mu = 0.7t$). The local exchange field causes the spectral gap opening in the helical modes, yet leaving edge states in a wide energy window inside the bulk gap.

for the cases of the FM, AFM and spin-spiral chains in proximity.

Transport gap of helical channels.—Topological edge states feature an absence of backscattering arising from the Kramer’s partner of counterpropagating electrons [48], enabling a 1D gas without Anderson localization as long as TRS is preserved. However, the presence of a nonmagnetic disorder in combination with a local magnetic field induced by the spirals in our system causes the appearance of backscattering and a decrease in conductance. Disorder effects would emerge from defects and impurities which constitute an inevitable intrinsic property of these materials [54], or intentional doping [55, 56]. We study the dependence of the emerging transport gap on the parameters of the projected spiral exchange field (q and exchange coupling J_0) and the disorder strength W . The transport gap can be directly extracted from the channel length dependence of the conductance, which can be obtained from the Landauer formula given by [57]:

$$I = \frac{2e}{h} \int dE (f(E, \mu_S) - f(E, \mu_D)) \text{Tr}(\mathcal{G}_c^\dagger \Gamma_D \mathcal{G}_c \Gamma_S), \quad (5)$$

where $f(E, \mu)$ is the Fermi-Distribution function; $\Gamma_{S,D} = i(\Sigma_{S,D} - \Sigma_{S,D}^\dagger)$, while $\Sigma_{S,D}$ are the self-energies and $\mu_{S,D}$ are chemical potentials of the source and drain electrodes respectively; \mathcal{G}_c is the Green’s function of the coupled system. At zero temperature and for a small bias voltage applied across the electrodes, the conductance is obtained from Eq. (5) as follows:

$$G = \frac{2e^2}{h} \text{Tr}(\mathcal{G}_c^\dagger \Gamma_D \mathcal{G}_c \Gamma_S). \quad (6)$$

We performed transport calculations of the disordered QSHI system using the non-equilibrium Green’s function formalism [58]. The nanoribbon width was chosen to reach the regime in which the hybridization between edge modes is suppressed [59] so that inter-edge backscattering is not allowed. Using Eq. (6) we calculated the channel conductance G which in our case is the function of the channel length, random disorder strength, spirals’ exchange coupling, and q . The conductance at a chemical potential $\mu = 0.7t$ corresponds to a value for which all band structures are gapless, thus, allowing us to probe the transport properties of the helical edge states. In the experiment, the Fermi level in our or similar systems can be tuned by applying an electrical gate [60]. Figure 3 shows the dependence of the conductance on the channel length for $W = 0.5t$ and different values of q plotted in units of e^2/h . We averaged the conductance over 1000 realizations of disorder in Eq. (3). The emergence of the transport gap due to Anderson localization leads to a length-dependent transport of the helical states in the form [61]:

$$G = G_0 e^{-\Delta L}, \quad (7)$$

where $G_0 = 2e^2/h$ is the conductance quantum, L is the channel length, and Δ is the transport gap [44]. We further extract Δ for different q values as a fitting parameter by the approximation of the conductance given by Eq. (7) to the simulation data points.

Figures 4(a)-4(b) show the obtained log-log dependences of the transport gap as a function of the disorder strength and exchange coupling, respectively. Both plots reveal a linear dependence for sufficiently small values of the parameters, which corresponds to a quadratic power-law dependence of the transport gap. At the same time, the dependence of the transport gap on q is shown to be linear for small values of q as can be seen in Fig. 5 plotted for different values of the disorder strength ($W \in [0.1t, 0.3t]$). This dependence allows us to qualitatively obtain the q -vector of the magnet by measuring transport at different twist angles between the QSHI and the SSM [62].

The results presented in Fig. 4(a)-4(b) and Fig. 5 allow us to extract the dependence of the transport gap for small values of J_0 , W and q as:

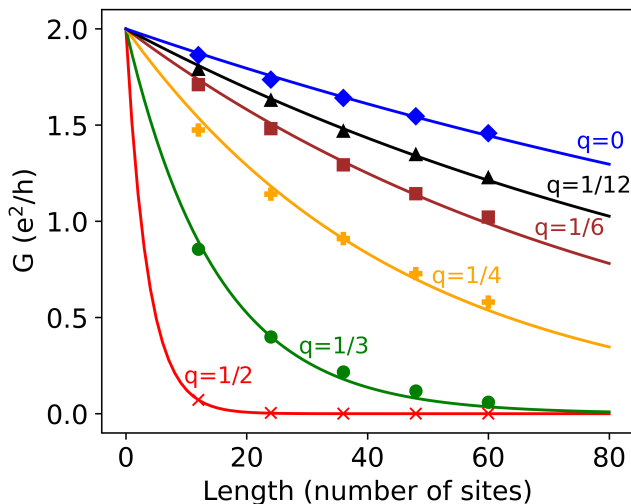


FIG. 3. Quantum conductance as a function of the nanoribbon length for $W = 0.5t$ and different values of q . Solid lines show the fitting curves given by Eq. (7).

$$\Delta \propto J_0^2 W^2 (1 + \gamma \cdot |q|), \quad (8)$$

where powers of J_0 and W and also factor γ can be obtained as fitting parameters. The integer power dependence suggests that both mechanisms of the gap opening arise from perturbation theory in disorder and an exchange field from SSMs. In the weak coupling regime considered here ($J_0 \ll t$, $W \ll t$), the power-law dependence can be rationalized from perturbation theory with the disordered Green's functions. Thus, both disorder strength and exchange coupling are instrumental in leading to an exponential localization of the states and quenching transport in the helical channels. In particular, since for quantum spin liquid the expectation value of the exchange field vanishes, no backscattering will be expected from the mechanism described in our work. It is nonetheless worth mentioning that for a quantum spin liquid, a transport gap may still appear due to an emergence heavy-fermion gap due to Kondo coupling [19, 22, 63–65]. Such a Kondo gap will have a very strong temperature dependence [63], and thus it can be distinguished from a transport gap stemming from backscattering.

Conclusions.—In this paper, we have analyzed the influence of the proximity effect driven by a spin-spiral magnet on the electronic transport of topological edge states in a QSHI with a nonmagnetic disorder. The local exchange field created by spirals combined with nonmagnetic disorder results in the emergence of backscattering and the emergence of a transport gap for helical edge states. We have obtained an explicit functional dependence for the transport gap that reveals the power-law dependences on the exchange coupling, disorder strength,

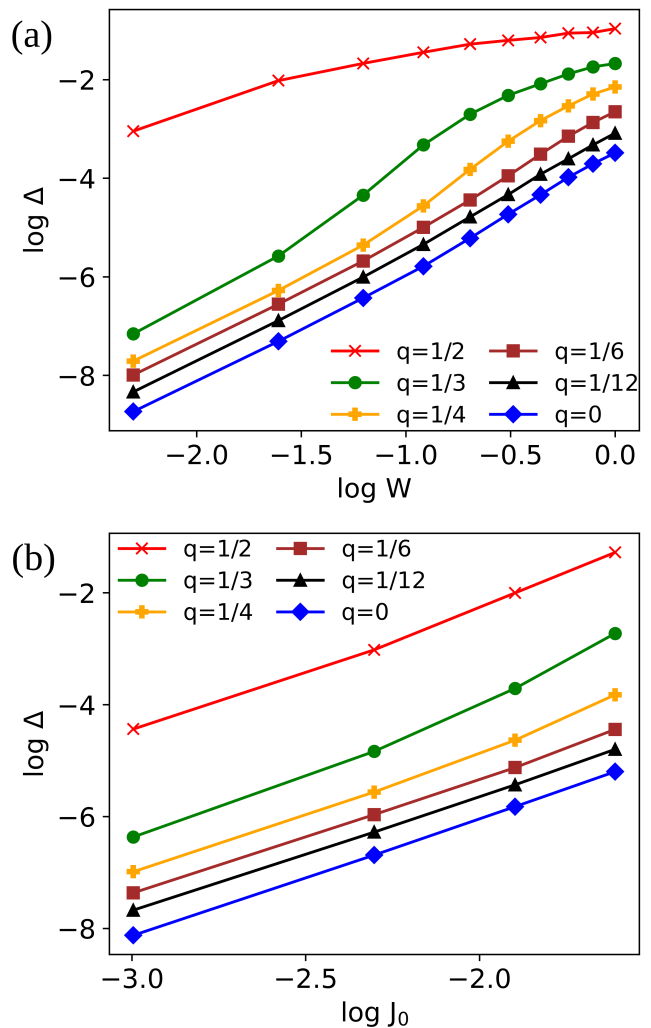


FIG. 4. The log-log dependence of the transport gap Δ vs random disorder strength W (a) and exchange coupling J_0 (b) for different values of q . The linear behavior of the log-log plot reflects the power-law dependence of the transport gap as a function of J_0 and W .

and a linear dependence on the absolute value of the wavevector of the spin spirals. The conductance drop driven by the combination of these mechanisms serves as an indicator of a noncollinear magnetic state. Our findings show that the helical states of a QSHI can be used as a potential sensor of spiral magnetism in low-dimensional materials. The experimentally accessible conductance measurements in our system can help to characterize and distinguish spin-spiral states from other phases, in particular, quantum spin liquids not breaking time-reversal symmetry. Our strategy can be leveraged to understand the magnetic nature of some 2D materials, for example, those that support frustrated magnetism like 1T-TaS₂ monolayer, or multiferroic materials like NiI₂ monolayer. These results establish electronic transport of topological edge states in the QSHI/SSM van der Waals heterostruc-

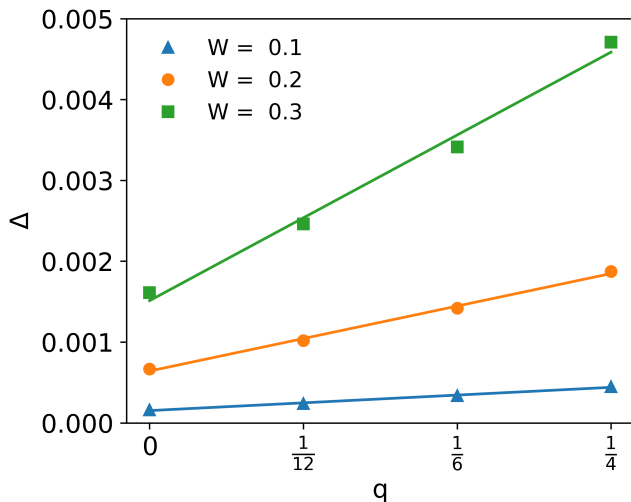


FIG. 5. The dependence of the transport gap Δ vs q for different values of the disorder strength. A linear dependence of the transport gap is observed for small q -vectors.

tures as a promising method to probe noncollinear magnetization at the nanoscale by electrical means.

This work was supported by the Research Council of Finland Flagship Programme (320167, PREIN), the EU H2020-MSCA-RISE-872049 (IPN-Bio), ERC (834742), the Academy of Finland Projects Nos. 331342, and 358088, the Finnish Quantum Flagship, the School of Electrical Engineering (Aalto University), and the Nokia Foundation. We acknowledge the computational resources provided by the Aalto Science-IT project.

* fedor.nigmatulin@aalto.fi

- [1] E. Bousquet and A. Cano, Non-collinear magnetism in multiferroic perovskites, *J. Phys. Condens. Matter* **28**, 123001 (2016).
- [2] M. Steinbrecher, R. Rausch, K. T. That, J. Hermenau, A. A. Khajetoorians, M. Potthoff, R. Wiesendanger, and J. Wiebe, Non-collinear spin states in bottom-up fabricated atomic chains, *Nat. Commun.* **9**, 2853 (2018).
- [3] K. von Bergmann, A. Kubetzka, O. Pietzsch, and R. Wiesendanger, Interface-induced chiral domain walls, spin spirals and skyrmions revealed by spin-polarized scanning tunneling microscopy, *J. Phys. Condens. Matter* **26**, 394002 (2014).
- [4] M. Menzel, Y. Mokrousov, R. Wieser, J. E. Bickel, E. Vedmedenko, S. Blügel, S. Heinze, K. von Bergmann, A. Kubetzka, and R. Wiesendanger, Information transfer by vector spin chirality in finite magnetic chains, *Phys. Rev. Lett.* **108**, 197204 (2012).
- [5] B. H. Rimmler, B. Pal, and S. S. Parkin, Non-collinear antiferromagnetic spintronics, *Nat. Rev. Mater.* , 1 (2024).
- [6] F. O. Nigmatulin, I. A. Shelykh, and I. V. Iorsh, Quantum spin compass models in two-dimensional electronic

- topological metasurfaces, *Phys. Rev. Res.* **3**, 043016 (2021).
- [7] Y. Tokura and S. Seki, Multiferroics with spiral spin orders, *Adv. Mater.* **22**, 1554 (2010).
- [8] Q. Song, C. A. Occhialini, E. Ergeçen, B. Ilyas, D. Amoroso, P. Barone, J. Kapeghian, K. Watanabe, T. Taniguchi, A. S. Botana, S. Picozzi, N. Gedik, and R. Comin, Evidence for a single-layer van der Waals multiferroic, *Nature* **602**, 601–605 (2022).
- [9] Y. Tokura and N. Kanazawa, Magnetic skyrmion materials, *Chem. Rev.* **121**, 2857 (2021).
- [10] D. Wuhler, L. Rózsa, U. Nowak, and W. Belzig, Magnon squeezing in conical spin spirals, *Phys. Rev. Res.* **5**, 043124 (2023).
- [11] A. Fert, N. Reyren, and V. Cros, Magnetic skyrmions: advances in physics and potential applications, *Nat. Rev. Mater.* **2**, 1 (2017).
- [12] A. Furrer, J. F. Mesot, and T. Strässle, *Neutron scattering in condensed matter physics*, Vol. 4 (World Sci., Singapore, 2009).
- [13] S. Mühlbauer, D. Honecker, É. A. Périgo, F. Bergner, S. Disch, A. Heinemann, S. Erokhin, D. Berkov, C. Leighton, M. R. Eskildsen, and A. Michels, Magnetic small-angle neutron scattering, *Rev. Mod. Phys.* **91**, 015004 (2019).
- [14] M. Bode, M. Heide, K. Von Bergmann, P. Ferriani, S. Heinze, G. Bihlmayer, A. Kubetzka, O. Pietzsch, S. Blügel, and R. Wiesendanger, Chiral magnetic order at surfaces driven by inversion asymmetry, *Nature* **447**, 190 (2007).
- [15] A. O. Fumega and J. L. Lado, Microscopic origin of multiferroic order in monolayer NiI_2 , *2D Mater.* **9**, 025010 (2022).
- [16] X. Li, C. Xu, B. Liu, X. Li, L. Bellaïche, and H. Xiang, Realistic spin model for multiferroic NiI_2 , *Phys. Rev. Lett.* **131**, 036701 (2023).
- [17] K. Riedl, D. Amoroso, S. Backes, A. Razpopov, T. P. T. Nguyen, K. Yamauchi, P. Barone, S. M. Winter, S. Picozzi, and R. Valentí, Microscopic origin of magnetism in monolayer $3d$ transition metal dihalides, *Phys. Rev. B* **106**, 035156 (2022).
- [18] M. Amini, A. O. Fumega, H. González-Herrero, V. Vaño, S. Kezilebieke, J. L. Lado, and P. Liljeroth, Atomic-scale visualization of multiferroicity in monolayer NiI_2 , *Adv. Mater.* **36**, 2311342 (2024).
- [19] V. A. Posey, S. Turkel, M. Rezaee, A. Devarakonda, A. K. Kundu, C. S. Ong, M. Thinel, D. G. Chica, R. A. Vitalone, R. Jing, S. Xu, D. R. Needell, E. Meirzadeh, M. L. Feuer, A. Jindal, X. Cui, T. Valla, P. Thunström, T. Yilmaz, E. Vescovo, D. Graf, X. Zhu, A. Scheie, A. F. May, O. Eriksson, D. N. Basov, C. R. Dean, A. Rubio, P. Kim, M. E. Ziebel, A. J. Millis, A. N. Pasupathy, and X. Roy, Two-dimensional heavy fermions in the van der Waals metal CeSiI , *Nature* **625**, 483–488 (2024).
- [20] A. O. Fumega and J. L. Lado, Nature of the unconventional heavy-fermion Kondo state in monolayer CeSiI , *Nano Lett.* **24**, 4272–4278 (2024).
- [21] A. Vijayvargia and O. Erten, Nematic heavy fermions and coexisting magnetic order in CeSiI , *Phys. Rev. B* **109**, L201118 (2024).
- [22] V. Vaño, M. Amini, S. C. Ganguli, G. Chen, J. L. Lado, S. Kezilebieke, and P. Liljeroth, Artificial heavy fermions in a van der Waals heterostructure, *Nature* **599**, 582–586

- (2021).
- [23] W. Wan, R. Harsh, A. Meninno, P. Dreher, S. Sajan, H. Guo, I. Errea, F. de Juan, and M. M. Ugeda, Evidence for ground state coherence in a two-dimensional Kondo lattice, *Nat. Commun.* **14**, 7005 (2023).
- [24] S. Mañas-Valero, B. M. Huddart, T. Lancaster, E. Coronado, and F. L. Pratt, Quantum phases and spin liquid properties of 1T-TaS₂, *npj Quantum Materials* **6**, 69 (2021).
- [25] Y. Wang, Z. Li, X. Luo, J. Gao, Y. Han, J. Jiang, J. Tang, H. Ju, T. Li, R. Lv, S. Cui, Y. Yang, Y. Sun, J. Zhu, X. Gao, W. Lu, Z. Sun, H. Xu, Y. Xiong, and L. Cao, Dualistic insulator states in 1T-TaS₂ crystals, *Nat. Commun.* **15** (2024).
- [26] K. T. Law and P. A. Lee, 1T-TaS₂ as a quantum spin liquid, *Proc. Natl. Acad. Sci. U.S.A.* **114**, 6996–7000 (2017).
- [27] Y. Chen, W.-Y. He, W. Ruan, J. Hwang, S. Tang, R. L. Lee, M. Wu, T. Zhu, C. Zhang, H. Ryu, F. Wang, S. G. Louie, Z.-X. Shen, S.-K. Mo, P. A. Lee, and M. F. Crommie, Evidence for a spinon Kondo effect in cobalt atoms on single-layer 1T-TaSe₂, *Nat. Phys.* **18**, 1335–1340 (2022).
- [28] W. Ruan, Y. Chen, S. Tang, J. Hwang, H.-Z. Tsai, R. L. Lee, M. Wu, H. Ryu, S. Kahn, F. Liou, C. Jia, A. Aikawa, C. Hwang, F. Wang, Y. Choi, S. G. Louie, P. A. Lee, Z.-X. Shen, S.-K. Mo, and M. F. Crommie, Evidence for quantum spin liquid behaviour in single-layer 1T-TaSe₂ from scanning tunnelling microscopy, *Nat. Phys.* **17**, 1154–1161 (2021).
- [29] B. A. Bernevig, T. L. Hughes, and S.-C. Zhang, Quantum spin Hall effect and topological phase transition in HgTe quantum wells, *Science* **314**, 1757 (2006).
- [30] M. König, S. Wiedmann, C. Brune, A. Roth, H. Buhmann, L. W. Molenkamp, X.-L. Qi, and S.-C. Zhang, Quantum spin Hall insulator state in HgTe quantum wells, *Science* **318**, 766 (2007).
- [31] Y. Xia, D. Qian, D. Hsieh, L. Wray, A. Pal, H. Lin, A. Bansil, D. Grauer, Y. S. Hor, R. J. Cava, and M. Z. Hasan, Observation of a large-gap topological-insulator class with a single Dirac cone on the surface, *Nat. Phys.* **5**, 398 (2009).
- [32] Z. Fei, T. Palomaki, S. Wu, W. Zhao, X. Cai, B. Sun, P. Nguyen, J. Finney, X. Xu, and D. H. Cobden, Edge conduction in monolayer WTe₂, *Nat. Phys.* **13**, 677 (2017).
- [33] L. Fu and C. L. Kane, Superconducting proximity effect and Majorana fermions at the surface of a topological insulator, *Phys. Rev. Lett.* **100**, 096407 (2008).
- [34] Q. L. He, T. L. Hughes, N. P. Armitage, Y. Tokura, and K. L. Wang, Topological spintronics and magnetoelectronics, *Nat. Mater.* **21**, 15 (2022).
- [35] S. Tang, C. Zhang, D. Wong, Z. Pedramrazi, H.-Z. Tsai, C. Jia, B. Moritz, M. Claassen, H. Ryu, S. Kahn, J. Jiang, H. Yan, M. Hashimoto, D. Lu, R. G. Moore, C.-C. Hwang, C. Hwang, Z. Hussain, Y. Chen, M. M. Ugeda, Z. Liu, X. Xie, T. P. Devereaux, M. F. Crommie, S.-K. Mo, and Z.-X. Shen, Quantum spin Hall state in monolayer 1T'-WTe₂, *Nat. Phys.* **13**, 683–687 (2017).
- [36] S. Wu, V. Fatemi, Q. D. Gibson, K. Watanabe, T. Taniguchi, R. J. Cava, and P. Jarillo-Herrero, Observation of the quantum spin Hall effect up to 100 kelvin in a monolayer crystal, *Science* **359**, 76–79 (2018).
- [37] S. Ueda, N. Kawakami, and M. Sgrist, Proximity effects in a topological-insulator/Mott-insulator heterostructure, *Phys. Rev. B* **87**, 161108 (2013).
- [38] T. Yokoyama, Y. Tanaka, and N. Nagaosa, Anomalous magnetoresistance of a two-dimensional ferromagnet/ferromagnet junction on the surface of a topological insulator, *Phys. Rev. B* **81**, 121401 (2010).
- [39] X.-G. Li, G.-F. Zhang, G.-F. Wu, H. Chen, D. Culcer, and Z.-Y. Zhang, Proximity effects in topological insulator heterostructures, *Chin. Phys. B* **22**, 097306 (2013).
- [40] R. L. R. C. Teixeira, D. Kuzmanovski, A. M. Black-Schaffer, and L. G. G. V. Dias da Silva, Gap oscillations and Majorana bound states in magnetic chains on superconducting honeycomb lattices, *Phys. Rev. B* **99**, 035127 (2019).
- [41] Z.-X. Li, C. Chan, and H. Yao, Realizing Majorana zero modes by proximity effect between topological insulators and *d*-wave high-temperature superconductors, *Phys. Rev. B* **91**, 235143 (2015).
- [42] S. Stagraczyński, L. Chotorlishvili, V. K. Dugaev, C.-L. Jia, A. Ernst, A. Komnik, and J. Berakdar, Topological insulator in a helicoidal magnetization field, *Phys. Rev. B* **94**, 174436 (2016).
- [43] Q. Li, P. Ghosh, J. D. Sau, S. Tewari, and S. Das Sarma, Anisotropic surface transport in topological insulators in proximity to a helical spin density wave, *Phys. Rev. B* **83**, 085110 (2011).
- [44] K. Wakabayashi, Y. Takane, M. Yamamoto, and M. Sgrist, Electronic transport properties of graphene nanoribbons, *New J. Phys.* **11**, 095016 (2009).
- [45] V. R. Manfrinato, L. Zhang, D. Su, H. Duan, R. G. Hobbs, E. A. Stach, and K. K. Berggren, Resolution limits of electron-beam lithography toward the atomic scale, *Nano Lett.* **13**, 1555 (2013).
- [46] J. T. Gudmundsson, A. Anders, and A. von Keudell, Foundations of physical vapor deposition with plasma assistance, *Plasma Sources Sci. Technol.* **31**, 083001 (2022).
- [47] To incorporate edge effects, we take hopping to edge sites $t' = 0.9t$, with t hopping in bulk sites.
- [48] C. L. Kane and E. J. Mele, Quantum spin Hall effect in graphene, *Phys. Rev. Lett.* **95**, 226801 (2005).
- [49] M. H. Christensen, M. Schechter, K. Flensberg, B. M. Andersen, and J. Paaske, Spiral magnetic order and topological superconductivity in a chain of magnetic adatoms on a two-dimensional superconductor, *Phys. Rev. B* **94**, 144509 (2016).
- [50] G. Chen, M. Khosravian, J. L. Lado, and A. Ramires, Designing spin-textured flat bands in twisted graphene multilayers via helimagnet encapsulation, *2D Materials* **9**, 024002 (2022).
- [51] B. Brekke, P. Sukhachov, H. G. Giil, A. Brataas, and J. Linder, Minimal models and transport properties of unconventional *p*-wave magnets, *Phys. Rev. Lett.* **133**, 236703 (2024).
- [52] M. Song, H. Kang, D. Rhodes, B. Kim, J. Hone, and S. Ryu, Optically facet-resolved reaction anisotropy in two-dimensional transition metal dichalcogenides, *2D Mater.* **8**, 035045 (2021).
- [53] H. Wang, D.-R. Chen, Y.-C. Lin, P.-H. Lin, J.-T. Chang, J. Muthu, M. Hofmann, and Y.-P. Hsieh, Enhancing the electrochemical activity of 2D materials edges through oriented electric fields, *ACS Nano* **18**, 19828 (2024).
- [54] B. Wu, J. Song, J. Zhou, and H. Jiang, Disorder effects in topological states: Brief review of the recent developments, *Chin. Phys. B* **25**, 117311 (2016).
- [55] A. Gupta and S. K. Srivastava, Paramagnetism, hopping

- conduction, and weak localization in highly disordered pure and Dy-doped Bi₂Se₃ nanoplates, *J. Appl. Phys.* **127**, 244302 (2020).
- [56] Z. Wang, T. Zhou, T. Jiang, H. Sun, Y. Zang, Y. Gong, J. Zhang, M. Tong, X. Xie, Q. Liu, C. Chen, K. He, and Q.-K. Xue, Dimensional crossover and topological nature of the thin films of a three-dimensional topological insulator by band gap engineering, *Nano Lett.* **19**, 4627 (2019).
- [57] S. Datta, *Electronic transport in mesoscopic systems* (Cambridge university press, Cambridge, 1997).
- [58] PYQULA Library, <https://github.com/joselado/pyqula>.
- [59] M. Shafiei, F. Fazileh, F. M. Peeters, and M. V. Milošević, Controlling the hybridization gap and transport in a thin-film topological insulator: Effect of strain, and electric and magnetic field, *Phys. Rev. B* **106**, 035119 (2022).
- [60] V. Fatemi, S. Wu, Y. Cao, L. Bretheau, Q. D. Gibson, K. Watanabe, T. Taniguchi, R. J. Cava, and P. Jarillo-Herrero, Electrically tunable low-density superconductivity in a monolayer topological insulator, *Science* **362**, 926–929 (2018).
- [61] E. Abrahams, P. W. Anderson, D. C. Licciardello, and T. V. Ramakrishnan, Scaling theory of localization: Absence of quantum diffusion in two dimensions, *Phys. Rev. Lett.* **42**, 673 (1979).
- [62] Y. Yang, J. Li, J. Yin, S. Xu, C. Mullan, T. Taniguchi, K. Watanabe, A. K. Geim, K. S. Novoselov, and A. Mishchenko, In situ manipulation of van der Waals heterostructures for twistrionics, *Sci. Adv.* **6** (2020).
- [63] S. Wirth and F. Steglich, Exploring heavy fermions from macroscopic to microscopic length scales, *Nat. Rev. Mater.* **1** (2016).
- [64] Z. Lippo, E. L. Pereira, J. L. Lado, and G. Chen, Topological zero modes and correlation pumping in an engineered Kondo lattice, *arXiv:2409.17202*.
- [65] J. Chen, E. M. Stoudenmire, Y. Komijani, and P. Coleman, Matrix product study of spin fractionalization in the one-dimensional Kondo insulator, *Phys. Rev. Res.* **6**, 023227 (2024).