

# ON THE EFFECT OF ALPHA DECAY AND TRANSACTION COSTS ON THE MULTI-PERIOD OPTIMAL TRADING STRATEGY

CHUTIAN MA AND PAUL SMITH

ABSTRACT. We consider the multi-period portfolio optimization problem with a single asset that can be held long or short. Due to the presence of transaction costs, maximizing the immediate reward at each period may prove detrimental, as frequent trading results in consistent negative cash outflows. To simulate alpha decay, we consider a case where not only the present value of a signal, but also past values, have predictive power. We formulate the problem as an infinite horizon Markov Decision Process and seek to characterize the optimal policy that realizes the maximum average expected reward. We propose a variant of the standard value iteration algorithm for computing the optimal policy. Establishing convergence in our setting is nontrivial, and we provide a rigorous proof. Additionally, we compute a first-order approximation and asymptotics of the optimal policy with small transaction costs.

## CONTENTS

1. Introduction	1
1.1. Multi-period portfolio selection	1
1.2. Our model	3
1.3. Goal	3
1.4. Outline	4
2. Preliminaries	4
2.1. Markov Decision Process	4
2.2. Dynamic programming solution	5
3. Approximate optimal policy with small transaction costs	9
3.1. First-order expansion	9
3.2. Numerical simulation	11
4. Conclusion	14
Appendix A. Convergence analysis	15
References	22

## 1. INTRODUCTION

**1.1. Multi-period portfolio selection.** This paper extends the research presented in our previous work [18]. We study an optimal control problem

arising from multi-period trading in the presence of transaction costs. The core of the problem is that the system generates new information at each stage, which has predictive power with respect to the target. The influence of the old information decays over time, which is also known as alpha decay, until it completely vanishes after a finite lifespan. The main contributions of the paper are the following: (i) A variant of the standard value iteration algorithm is proposed to solve the dynamic programming problem, which does not require solving for the maximum/minimum at each period; (ii) A first-order approximation of the optimal policy obtained by the value iteration, (iii) A numerical simulation that compares the optimal policy with a baseline policy.

We briefly review the history of research on single and multi-period trading. Single-period trading refers to a simplified trading framework where decisions are made over a single time interval, with the goal of maximizing returns and/or minimizing risk during that period. Markowitz was the first to formulate the portfolio selection problem as an optimization problem in [20], where the portfolio manager balances the return and risk. Various results have been established to extend the analysis into multi-period settings (e.g., see [17], [21], [10], [8], [9], [27]).

The effect of transaction costs were mostly ignored in earlier research. Magill and Constantinides were the first to study the portfolio selection problem in the presence of transaction costs in [19]. Common types of transaction costs include bid-ask spread, taker or maker fees, market impact, price slippage, etc, the effects of which were accounted for in [7] and [23], for instance. The presence of transaction costs greatly affects the return of multi-period trading. Thus, the presence of transaction costs complicates the optimization problem, and the optimal solution may involve trading less aggressively. For example, if the fees are high relative to the strength of the signal, the minor expected reward may not justify the costs incurred during this transaction. In this case, doing nothing may be the best “action” to take. The strategy described above involves a so-called “no-trade zone”: the manager will only trade if the signal strength exceeds the boundaries of the no-trade zone. On the other hand, with low transaction fees, the manager may make decisions without much regard to their future impact. In the limiting case as the cost approaches zero, we recover the classic problem in [22].

Various studies have been conducted to quantify the effect of transaction costs. The exact form is often hard to obtain. An alternative direction is to derive an approximation in the case of small transaction costs, which was explored by Constantinides in [11] and Bernard et al. in [13]. They studied a two-asset model with a riskless asset, e.g. cash, and a risky one. The rate of price movement of the latter is assumed to be constant plus a white noise. Approximate and exact optimal portfolio weights were derived for some range of transaction cost ratio. For references on this direction of research, see also [29], [30], [24],[16].

In this paper, we pursue this direction further. But rather than assuming entire randomness of the price movement, we suppose that the manager is in possession of a series of trading signals that is correlated to some extent with the price movement. We aim to study how the decision making process based on the signals is affected by the transaction costs. We show that the optimal policy can be expressed as a no-trade zone. The trader will only trade when the signal strength goes beyond the zone. Additionally, we derive a first-order approximation of the boundary of the no-trade zone and validate this policy with numerical simulations.

**1.2. Our model.** We define a simplified model which features the predictive power of both the current and historical signals with respect to the target. In addition, we assume that the predictive power of the old signals decays over time and completely vanishes after a finite lifespan. We also take into account the effect of transaction costs. Based on this discussion, our model has two key inputs:

- A correlation structure between signals and the target which simulates the alpha decay of old signals and the generation of new signals
- Transaction costs measured relative to the signal target correlation strength

To make it precise, we denote the target, i.e. the price movement, by a sequence of random variables  $Y_t$ . We denote the signals by  $X_t$ . At each time period  $t$ , we assume that  $Y_t$  is correlated with the signal from the current period up to  $k$  periods backward in time (lags). In other words, we have the following relation with constants  $\rho_j$ :

$$Y_t = \rho_0 X_t + \rho_1 X_{t-1} + \dots + \rho_{k-1} X_{t-k+1} + \varepsilon_t. \quad (1)$$

where  $\varepsilon_t$  denotes IID standard Gaussian noise (mean zero, variance one). The cross-correlation constants  $\rho_j$  reflect the strength of the predictive power with respect to the target of the lags of the signal. In practice, one would expect the current signal to be dominant, i.e.,  $\rho_0 \gg \rho_j, j \geq 1$ .

For simplicity, we will only consider the case where  $k = 2$  in this paper, i.e., only the current and previous signal are relevant to forecasting.

For transaction costs, proportional transaction costs are commonly assumed in research. Due to our constraint on the position, we assume that the manager pays a fixed fee whenever he switches position.

**1.3. Goal.** With the above model to capture alpha decay and transaction costs, we formulate the problem using a Markov Decision Process (MDP). Our goal then is to analyze the properties of the optimal policy. Next, we aim to prove the convergence of the algorithm involved. Finally, we provide an approximation of the optimal policy and numerically validate it.

Note that we aim to show mathematically that the generic value iteration algorithm converges. However, we do not propose a specific algorithm for efficient computations. See [4], [2] for examples of implementations with

discrete state spaces, and [28], [15] for discussion on the continuous state space cases.

**1.4. Outline.** We start in Section 2 by introducing some preliminary results in MDPs and dynamic programming theory. In particular, we recall the connection between the solvability of the dynamic programming problem and that of the resulting Bellman equation. We also record some basic mathematical concepts required to show the convergence of the algorithm.

Next, in Section 3, we describe the multi-period portfolio selection problem with our model and the MDP framework. We present a proof of convergence for the value iteration algorithm arising from dynamic programming. The main body of the proof can be found in Appendix A. The proof is based on contraction properties. That naturally implies that the algorithm converges exponentially fast.

Finally, we present a numerical approximation of the optimal policy in the case of small transaction costs. We approximate the policy up to a first-order Taylor expansion. We conclude with a discussion of the implications of our results.

## 2. PRELIMINARIES

In this section, we review some preliminary results about Markov Decision Processes and stochastic optimal control. Throughout this paper,  $f$  will refer to the probability density function of the standard Gaussian random variable.

**2.1. Markov Decision Process.** Recall that a Markov Decision Process (MDP) is a mathematical framework for modeling sequential decision-making problems where the outcomes are partly under the control of a decision-maker and partly influenced by stochastic dynamics. An MDP is defined by the following components:

- (1)  $S$ : The state space, representing all possible states of the system.
- (2)  $C$ : The control space (or action space), representing the set of all possible actions or controls that can be applied in any state.
- (3)  $S \times C \rightarrow \mathcal{P}(S)$ : The system transition function, which specifies the probability distribution over the next state given the current state and control.  $\mathcal{P}(S)$  denotes the space of probability distributions on  $S$ .

We define the components of the MDP characterizing the multi-period trading specific to our model (1).

**Definition 2.1** (State space). We denote the state space by  $S$  and take it to be given by

$$S = \{(x_0, x_1, q) | x_0, x_1 \in \mathbb{R}, q = 1 \text{ or } -1\}$$

where  $x_i$  denotes the signal and  $q$  the portfolio.

We now define the control space  $C$ . At each stage  $t$ , we choose an action  $u$  from  $C$ .

**Definition 2.2** (Control space). The control space  $C$  consists of two actions  $u_+$  and  $u_-$ . Action  $u_+$  corresponds to going long while  $u_-$  corresponds to going short.

**Definition 2.3** (System equation). The system transition equation in an MDP describes how the state of the system evolves over time based on the current state and a given control. Formally, it is represented as:

$$x_{t+1} = T(x_t, u_t, \omega_t)$$

where  $\omega_t$  is a random disturbance. In our model, the transition function  $T$  is defined as  $T : S \times C \times \mathbb{R} \rightarrow S$  and takes the form

$$(x_{t+1,0}, x_{t+1,1}, q_{t+1}) = (\omega_t, x_{t,0}, u_t(q_t)) \quad (2)$$

where  $\omega_t \sim \mathcal{N}(0, 1)$  is a sequence of identically independently distributed standard Gaussian variables. It represents the new information generated at the current time, which replaces in the next period what is in this period the most recent information. We use  $u_t(q_t)$  to stand for the updated portfolio after exerting control  $u_t$ .

**Definition 2.4** (Policy). We call  $\pi_N = (\mu_0, \mu_1, \dots, \mu_N)$  a policy for the  $N$ -stage stochastic optimal control model if  $\mu_j(x_0, u_0, x_1, u_1, \dots, x_j) : S^{j+1} \times C^j \rightarrow C$ . Likewise, we call  $\pi = (\mu_0, \mu_1, \dots)$  a policy for the infinite horizon stochastic optimal control problem. If  $\mu_j$  only depends upon  $x_j$  for all  $j$ , then we call the policy  $\pi_N(\pi)$  a Markov policy. If  $\mu_j$  depends only on  $x_j$  and  $x_0$ , then we call the policy semi-Markov. If a policy  $\pi = (\mu, \mu, \dots)$  consists of a single control, we say that the policy is stationary.

**Definition 2.5** (Reward function). We let  $c \geq 0$  denote the cost to switch the position from long to short or vice-versa. The one-period reward function  $g$  is then defined as

$$g(x_t, q_t, u_t) = (\rho_0 x_{t,0} + \rho_1 x_{t,1})q - \delta(q_t = q_{t+1})c, \quad (3)$$

the immediate reward minus potential transaction costs, if any. We now define the average expected reward functional  $J_\pi$  given a policy  $\pi = (\mu_1, \mu_2, \dots)$  and initial state  $(x, q)$ :

$$J_\pi(x, q) = \limsup_{N \rightarrow +\infty} \frac{1}{N} \mathbb{E}_{\omega_t} \left[ \sum_{t=0}^N g(x_t, q_t, \mu_t(x_t, q_t)) \right] \quad (4)$$

under the constraint (2).

**2.2. Dynamic programming solution.** Naturally, our next goal is to determine whether there exists a stationary Markov policy  $\pi$  that maximizes (4) for any initial state  $(x, q)$ . A vast literature on the existence of average cost optimal solutions has been established. Arapostathis et al. surveyed much of the early results in [1]. For MDPs with finite state and control

spaces, there exist stationary average cost optimal policies satisfying the optimality Bellman equation, see [6], [12]. On the other hand, any stationary policy satisfying the optimality equation is average cost optimal, see [14]. For infinite state space MDPs, Ross proved the existence of an optimal solution for countable state spaces in [26] and for Borel spaces in [25]. According to [28], [15], we have the following equivalent condition for an optimal policy to exist for general average cost infinite horizon problems:

**Theorem 2.1** ([28], [15]). *Let  $s$  denote the current state, and  $g$ ,  $T$ , and  $P$  be the reward function, system transition function, and probability distribution of the random disturbance, respectively. If there exists a constant  $\lambda$  and a measurable function  $h : S \rightarrow \mathbb{R}$  that satisfy the following Bellman equation for any state  $s$ :*

$$\lambda + h(s) = \sup_{\pi=(\mu,\mu,\dots)} g(s, \mu(s)) + \int h(T(s, \omega))P(\omega \in dy), \quad (5)$$

*then the  $\pi$  that obtains the maximum is average-cost optimal and  $\lambda$  equals the maximum average reward. The function  $h$  is called the bias function.*

Now we apply the theorem to our model. A state  $s$  consists of the current signal, the previous signal, and the current portfolio position  $q$ . The random disturbance  $\omega$  corresponds to the new signal to be generated at the next stage. Thus, finding the optimal stationary policy and the maximum return is equivalent to solving the following Bellman equation:

$$\lambda + h(x_0, x_1, q) = \sup_{\pi=(\mu,\mu,\dots)} g(x_0, x_1, q, \mu) + \int h(y, x_0, q')f(y)dy \quad (6)$$

where  $q'$  is the updated portfolio position after using the control based on policy  $\mu$  and state  $(x_0, x_1, q)$ , and  $f$  is the probability density function of the standard Gaussian random variable.

Common approaches to solving the dynamic programming problem include the standard value iteration algorithm or the policy iteration algorithm, see [3] for example. The standard value iteration algorithm has the form:

$$\begin{aligned} \lambda^{k+1} &= \sup_{u \in C} \left[ g(0, 0, 1, u) + \int h^k(y, 0, u(q))f(y)dy \right], \\ h^{k+1}(x_0, x_1, q) &= \sup_{u \in C} \left[ g(x_0, x_1, q, u) + \int h^k(y, x_0, u(q))f(y)dy \right] - \lambda^{k+1}. \end{aligned}$$

During each iteration, we compute the optimal control to take for every possible state  $(x_0, x_1, q) \in \mathbb{R} \times \mathbb{R} \times \{\pm 1\}$ . Then we update the value  $\lambda$  and the bias function  $h$  for the next iteration. We terminate the algorithm when  $|\lambda^{k+1} - \lambda^k|, \|h^{k+1} - h^k\| \leq \epsilon$  for some  $\epsilon > 0$  chosen in advance. The resulting  $\lambda$  is the optimal reward and the optimal policy can be derived from

$$\mu(x_0, x_1, q) = \arg \max_{u \in C} \left[ g(x_0, x_1, q, u) + \int h(y, x_0, q'_u)f(y)dy \right].$$

However, it is impractical to perform the maximizing operation for each state when the state space is continuous, even after quantization. We now propose our alternative approach by which we update the bias function  $h$  and the policy  $\mu$  simultaneously without needing to perform any “argmax” operation. The intuition is that the optimal policy  $\mu$  can be computed using the equation below. Note that we will only decide to go long if  $u_+$  maximizes the RHS of (6) when compared with  $u_-$ , which is characterized by

$$g(x_0, x_1, q, u_+) + \int h(y, x_0, 1)f(y)dy \geq g(x_0, x_1, q, u_-) + \int h(y, x_0, -1)f(y)dy. \quad (7)$$

Thus, the optimal policy must take the form:

(1) We go long if

$$x_1 \geq G(x_0, q) \quad (8)$$

(2) and otherwise go short when

$$x_1 < G(x_0, q), \quad (9)$$

where

$$G(x_0, q) = \frac{\rho_0}{\rho_1} \left( -x_0 + \frac{c}{2\rho_0}\delta(q = -1) - \frac{c}{2\rho_0}\delta(q = 1) + \int \frac{1}{2\rho_0}h(y, x_0, -1)f(y)dy - \int \frac{1}{2\rho_0}h(y, x_0, 1)f(y)dy \right). \quad (10)$$

The decision making according to the optimal policy can be viewed in Figure 1. The upper boundary of the no-trade zone is the graph of  $G(x_0, 1)$ , while the lower one is the graph of  $G(x_0, -1)$ . When the signal strength  $(x_0, x_1)$  is within the no-trade zone, we do not trade. When  $(x_0, x_1)$  goes beyond the upper boundary, we switch to long (if not already). Likewise, we switch to short if  $(x_0, x_1)$  goes below the lower boundary.

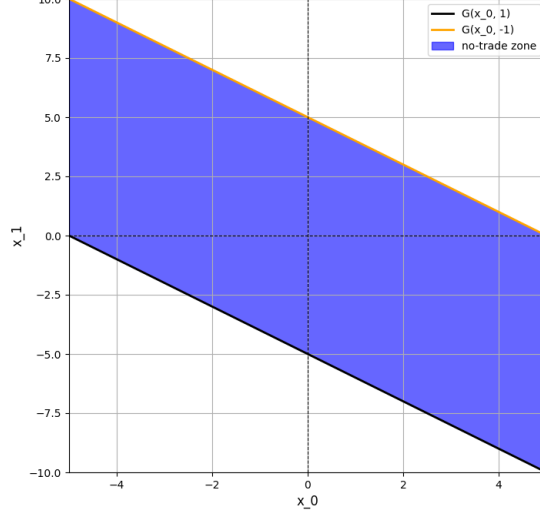


FIGURE 1. Optimal policy: no-trade zone

When  $\rho_1 = 0$ , the problem is reduced to the one-dimensional case and the optimal policy is given by a no-trade zone strategy. When  $\rho_1 \neq 0$ , we can re-express  $h$ , as we already know the optimal policy:

$$\begin{aligned}
 & h(x_0, x_1, q) \\
 = & \begin{cases} g(x_0, x_1, q, u_+) + \int_{-\infty}^{G^{-1}(\cdot, 1)(x_0)} h(y, x_0, 1) f(y) dy + \int_{G^{-1}(\cdot, 1)(x_0)}^{+\infty} h(y, x_0, 1) f(y) dy - \lambda & \text{if (8) is satisfied,} \\ g(x_0, x_1, q, u_-) + \int_{-\infty}^{G^{-1}(\cdot, -1)(x_0)} h(y, x_0, -1) f(y) dy + \int_{G^{-1}(\cdot, -1)(x_0)}^{+\infty} h(y, x_0, -1) f(y) dy - \lambda & \text{if (9) is satisfied.} \end{cases} \\
 & \qquad \qquad \qquad (11)
 \end{aligned}$$

Relations (11), (10) tell us how to update the bias function  $h$  and the policy function  $G$  according to their old values. Our algorithm is formulated as below:

- (1) Initialize  $h^0$  and  $G^0$  within some reasonable range of choices
- (2) Compute the value of  $h^{k+1}$  and  $G^{k+1}$  based on the value of  $h^k$  and  $G^k$  using (11) and (10)
- (3) Repeat step 2 until  $h$  and  $G$  converge to an  $\epsilon$ -optimal solution.

**Theorem 2.2.** *The algorithm described above converges, where  $G^k$  converges to the optimal policy.*



The convergence of the algorithm is proved in Appendix A. Here we remark that the convergence of the algorithm is based on a contraction mapping. This guarantees that the iterations converge exponentially fast.

### 3. APPROXIMATE OPTIMAL POLICY WITH SMALL TRANSACTION COSTS

**3.1. First-order expansion.** In this section, we derive a first-order expansion of the optimal policy function  $G$  in the case of small transaction costs. We should compare it to a baseline model where we overlook the impact of the current signal on our future decision-making and instead maximize the immediate reward at every period. In other words, we go long if the immediate reward minus transaction cost (if any) is greater than that of going short. Supposing we start short, we go long only if

$$\rho_0 x_0 + \rho_1 x_1 - c \geq -\rho_0 x_0 - \rho_1 x_1.$$

Likewise, if we start long, we go short only if

$$-\rho_0 x_0 - \rho_1 x_1 - c \geq \rho_0 x_0 + \rho_1 x_1.$$

This naive strategy results in the following naive policy: the no-trade zone is the region between the graph of

$$G_{naive}(x, 1) = -\frac{\rho_0}{\rho_1}x - \frac{c}{2\rho_1} \quad (12)$$

and

$$G_{naive}(x, -1) = -\frac{\rho_0}{\rho_1}x + \frac{c}{2\rho_1}. \quad (13)$$

Above  $G_{naive}(x, -1)$ , we go short. Below  $G_{naive}(x, 1)$ , we go short. Otherwise, we take no action. Heuristically, this naive policy is not optimal. Consider the following case: if the current signal  $x_0$  is large, this implies a larger likelihood that we are going long in the next period, due to the next period signal's being independent and mean zero. Thus, we would expect the actual optimal policy to require  $x_1$  to be even smaller than what the naive strategy asks for in order to justify going short in the current period.

Naturally, we aim to study the properties of the optimal policy. Although we are unable to derive a closed-form expression of  $G$ , we are able to derive a first order expansion of  $G$  in terms of the transaction cost  $c$ . We present the computations below, together with numerical visualizations.

We view  $H$  and  $G$  as functions of independent variables  $x$  and  $c$ . Notation-wise, the inverse, i.e.  $G^{-1}$ , is in terms of the variable  $x$  only. Differentiating (24) in the appendix A, i.e.

$$\begin{aligned} G(x, c) = & -\frac{\rho_0}{\rho_1}x - \frac{c}{2\rho_1} + \frac{1}{2\rho_1} \left( \int_{G^{-1}(-x, c)}^{G^{-1}(-x - \frac{c}{\rho_1}, c)} - \int_{G^{-1}(x, c)}^{G^{-1}(x - \frac{c}{\rho_1}, c)} \right) H(y) f(y) dy \\ & - x \int_{G^{-1}(x, c)}^{G^{-1}(x - \frac{c}{\rho_1}, c)} f(y) dy - \frac{c}{2\rho_1} \int_{G^{-1}(x, c)}^{G^{-1}(-x, c)} f(y) dy, \end{aligned} \quad (14)$$

yields

$$\begin{aligned}
\frac{\partial G}{\partial c}(x, c) &= -\frac{1}{2\rho_1} + \frac{1}{2\rho_1} H(\cdot, c) f(\cdot)|_{G^{-1}(-x-\frac{c}{\rho_1}, c)} \left( -\frac{1}{\rho_1} \frac{\partial G^{-1}}{\partial x}(-x-\frac{c}{\rho_1}, c) + \frac{\partial G^{-1}}{\partial c}(-x-\frac{c}{\rho_1}, c) \right) \\
&\quad - \frac{1}{2\rho_1} H(\cdot, c) f(\cdot)|_{G^{-1}(-x, c)} \frac{\partial G^{-1}}{\partial c}(-x, c) \\
&\quad - \frac{1}{2\rho_1} H(\cdot, c) f(\cdot)|_{G^{-1}(x-\frac{c}{\rho_1}, c)} \left( -\frac{1}{\rho_1} \frac{\partial G^{-1}}{\partial x}(x-\frac{c}{\rho_1}, c) + \frac{\partial G^{-1}}{\partial c}(x-\frac{c}{\rho_1}, c) \right) \\
&\quad + \frac{1}{2\rho_1} H(\cdot, c) f(\cdot)|_{G^{-1}(x, c)} \frac{\partial G^{-1}}{\partial c}(x, c) \\
&\quad - x f(G^{-1}(x-\frac{c}{\rho_1}, c)) \left( -\frac{1}{\rho_1} \frac{\partial G^{-1}}{\partial x}(x-\frac{c}{\rho_1}, c) + \frac{\partial G^{-1}}{\partial c}(x-\frac{c}{\rho_1}, c) \right) \\
&\quad + x f(G^{-1}(x, c)) \frac{\partial G^{-1}}{\partial c}(x) \\
&\quad - \frac{1}{2\rho_1} \int_{G^{-1}(x, c)}^{G^{-1}(-x, c)} f(y) dy \\
&\quad + \text{terms which evaluate to zero at } c = 0
\end{aligned} \tag{15}$$

*Remark.*  $G^{-1}$  in the integral bounds and  $H$  in the integrand all contain  $c$ .

- (1) When we let  $c = 0$  and let the derivative fall on  $H$ , the terms vanish due to equal integral lower and upper bounds
- (2) When  $\frac{d}{dc}$  falls on  $G^{-1}(x - \frac{c}{\rho_1}, c)$ , it yields two terms, one from first variable  $x - \frac{c}{\rho_1}$ , and another from the second variable  $c$ .

Note that when  $c = 0$ ,  $G(x, 0) = -\frac{\rho_0}{\rho_1}x$  and  $G^{-1}(x) = -\frac{\rho_1}{\rho_0}x$ . Thus  $\frac{\partial G^{-1}}{\partial x}(x, 0) = -\frac{\rho_1}{\rho_0}$ . Letting  $c = 0$  yields

$$\begin{aligned}
\frac{\partial G}{\partial c}(x, 0) &= -\frac{1}{2\rho_1} - \frac{1}{2\rho_1^2} H\left(\frac{\rho_1}{\rho_0}x, 0\right) f\left(\frac{\rho_1}{\rho_0}x\right) \left(-\frac{\rho_1}{\rho_0}\right) + \frac{1}{2\rho_1^2} H\left(-\frac{\rho_1}{\rho_0}x, 0\right) f\left(\frac{\rho_1}{\rho_0}x\right) \left(-\frac{\rho_1}{\rho_0}\right) \\
&\quad - x f\left(-\frac{\rho_1}{\rho_0}x\right) \left(-\frac{1}{\rho_1}\right) \left(-\frac{\rho_1}{\rho_0}\right) - \frac{1}{2\rho_1} \int_{-\frac{\rho_1}{\rho_0}x}^{\frac{\rho_1}{\rho_0}x} f(y) dy.
\end{aligned} \tag{16}$$

It only remains to evaluate  $H$  at  $c = 0$ , which is

$$H(x, 0) = \rho_0 x + \rho_1 x \int_{-\frac{\rho_1}{\rho_0}x}^{\frac{\rho_1}{\rho_0}x} f(y) dy - 2\rho_0 \int_0^{\frac{\rho_1}{\rho_0}x} y f(y) dy \tag{17}$$

Thus, we have the first order approximation of the optimal policy with small transaction costs:

$$G(x, c) = -\frac{\rho_0}{\rho_1}x + \frac{\partial G}{\partial c}(x, 0)c + o(c) \tag{18}$$

where we plug (17) into (16) to evaluate the derivative term.

**3.2. Numerical simulation.** Below we present some plots of the first-order expansion of  $G$  in comparison with those of the naive policy (12).

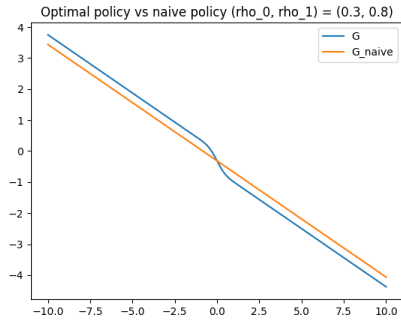


FIGURE 2.  $\rho_0 = 0.3, \rho_1 = 0.8$

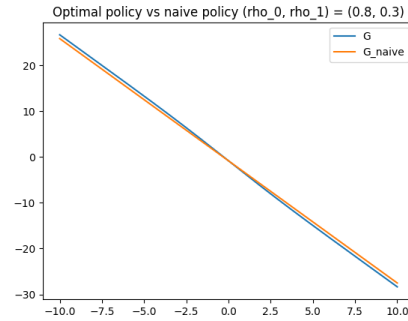


FIGURE 3.  $\rho_0 = 0.8, \rho_1 = 0.3$

When  $\rho_1 \ll \rho_0$ , the optimal policy  $G$  does not deviate far from the naive policy, as can be seen in Figure 3. This is because the current signal makes its impact mostly at the current stage. Its influence at the next stage decays rapidly, as is implied by the smallness of  $\rho_1$ . Thus, taking into account the influence of  $x_0$  on the future does not make a significant difference in this case. When  $\rho_1$  is comparable to  $\rho_0$ , the difference is greater, as can be seen in Figure 2. Due to the fact that the current signal still carries considerable weight in the next stage, the optimal policy outperforms the naive one consistently. In the following table, we present results of numerical simulations under a variety of parameters. The transaction cost parameter  $c$  is taken to be 0.5. The correlation coefficients  $\rho_0, \rho_1$  are taken so that  $\rho_0^2 + \rho_1^2 = 0.8$ .

$\rho_0, \rho_1$	gross (optimal)	gross (naive)	net (optimal)	net (naive)
0.889, 0.100	0.687	0.686	0.507	0.507
0.872, 0.200	0.690	0.687	0.523	0.523
0.843, 0.300	0.693	0.687	0.537	0.536
0.800, 0.400	0.696	0.687	0.549	0.548
0.742, 0.500	0.698	0.688	0.558	0.556
0.660, 0.600	0.697	0.686	0.562	0.558
0.600, 0.660	0.696	0.686	0.563	0.558
0.556, 0.700	0.695	0.688	0.564	0.556
0.400, 0.800	0.691	0.687	0.556	0.546
0.300, 0.843	0.686	0.686	0.548	0.536
0.200, 0.872	0.681	0.687	0.536	0.523

The simulation results show that the optimal policy outperforms the naive policy consistently in terms of both gross and net return. It is worth noting that when  $\rho_1 \ll \rho_0$ , the results from the two policies vary by little. Heuristically, this is due to the fact that  $\rho_1 \ll \rho_0$  implicates that the current signal will preserve very little predictive power in the next future period. In this case, it is safe to ignore the impact of the current signal on the future, which is exactly what the naive policy was doing. However, when the relative magnitude of  $\rho_1$  and  $\rho_0$  becomes larger, the improvement of multi-period strategy cannot be ignored.

Another interesting fact is that the optimal policy G does not always result in lower cumulative transaction costs, see the table below.

$\rho_0, \rho_1$	cost (optimal)	cost (naive)
0.889, 0.100	0.180	0.179
0.872, 0.200	0.168	0.164
0.843, 0.300	0.156	0.151
0.800, 0.400	0.147	0.140
0.742, 0.500	0.140	0.132
0.660, 0.600	0.135	0.127
0.600, 0.660	0.133	0.127
0.500, 0.742	0.132	0.132
0.400, 0.800	0.134	0.140
0.300, 0.843	0.138	0.151
0.200, 0.872	0.144	0.164

In fact, when  $\rho_1$  is small compared to  $\rho_0$ , following the optimal policy generates more transaction costs. Note that despite this, the optimal policy still outperforms the naive policy in terms of net return. In other words, it trades more often but does so in a more “clever” way. However, when  $\rho_1$  is large compared to  $\rho_0$ , the optimal policy generates lower transaction costs. This can be explained mathematically by the following observation.

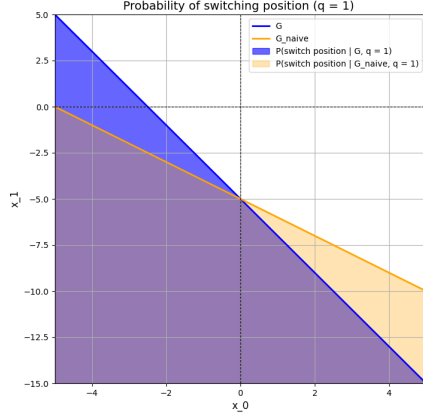


FIGURE 4. probability of switching position with  $G$  and  $G_{naive}$  respectively

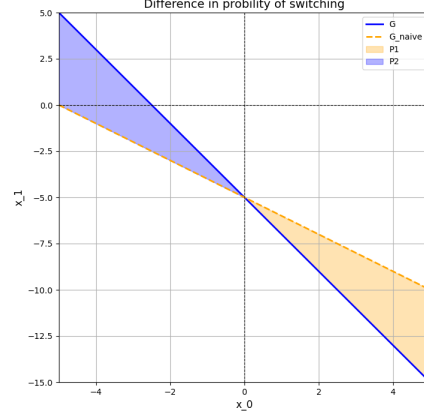


FIGURE 5. difference in the probability

In Figure (4), the  $x_0x_1$ -plane is the sample space of the independent bivariate normal random variables  $X_t, X_{t-1}$ . Suppose we start with a long position, i.e.  $q = 1$ . The blue area corresponds to the “trade zone” if we use policy  $G$  as the decision maker. Likewise, the orange area corresponds to the “trade zone” of  $G_{naive}$ . Evaluating the probability of these two regions, we have

$$P(\text{blue}) > P(\text{orange}) \quad (19)$$

if  $\rho_1$  is relatively small compared to  $\rho_0$ .

To see why this is true, note that their difference,  $P(\text{blue}) - P(\text{orange})$ , is represented by the probability of the blue region in Figure 5 minus that of the orange region. Note that conditioning on  $q = 1$  shifts our belief about the distribution of  $x_1$  toward the positive side. As a result, the conditional joint probability density of  $x_0, x_1$  is more concentrated in the upper half plane ( $x_1 > 0$ ). Thus we have

$$P(\text{blue}) > P(\text{orange}).$$

A similar argument applies to the case where  $q = -1$ . This explains the reason why the optimal policy generates more transaction costs if  $\rho_1$  is small compared to  $\rho_0$ .

#### 4. CONCLUSION

In this paper, we examined a multi-period trading problem in the presence of transaction costs, where the return is modeled by (1). We showed that by the optimal policy should “aim ahead of the current period”, i.e.,

take into consideration the effect of our decision on future periods. In Section 3, we studied the first-order approximation of the optimal policy, and examined its performance using simulated data. It has been validated that the optimal policy consistently outperforms the baseline policy we used for comparison, in terms of gross and net return. However, the difference in performance is minimal when the predictive power of the lagged signal is much weaker compared to the current signal, e.g. when  $\rho_1 < 0.1\rho_0$ . In this case, we suspect that using the multi-period framework does not yield enough improvement to justify the extra modeling complexity. If the predictive power of the lagged signal does not decay fast, e.g.  $\frac{\rho_1}{\rho_0} > 0.25$ , then the optimal policy generates a substantial improvement.

In the final part of the paper, we make a few comments on directions for further research.

1. *Generalized portfolio selection rules* In this paper, we imposed several restrictions on the portfolio make-up, for example the single asset condition and the two-state restriction. A natural generalization is to allow the portfolio manager to hold any amount of shares inside a continuous bounded interval, and to allow the manager to select from multiple assets in constructing a portfolio.

2. *Combining fast and slow signals* The framework can be generalized to the practical case where the manager is in possession of a “slow” signal and a “fast” signal. For example, the fast signal predicts the price movement at an intraday time scale while the slow one predicts movements on the order of days. The manager may aim to make decisions at the speed of the fast signal but also combine the slow signal to benefit from both.

## APPENDIX A. CONVERGENCE ANALYSIS

In this section, we prove the convergence of Algorithm 2.2.

We begin by extracting some useful information from  $h$  and  $G$ . We assume the following symmetries for  $h$  and  $G$ :

(1)  $G$  is odd:

$$G(x_0, q) = -G(-x_0, -q).$$

(Think of  $G(\cdot, 1)$  as a perturbation of the straight line with slope  $-\frac{\rho_0}{\rho_1}$  and y-intercept  $-\frac{c}{2\rho_1}$ .  $G(\cdot, -1)$  has same slope but with positive intercept.) Also,

$$G(x_0, 1) = G(x_0, -1) - \frac{c}{\rho_1}.$$

(2)  $h$  is even:

$$h(x_0, x_1, q) = h(-x_0, -x_1, -q).$$

From (11), we can further separate the variables by

$$h(x_0, x_1, q) = \rho_1 x_1 + H_+(x_0, q) \quad \text{when } \rho_1 x_1 \geq \rho_0 G(x_0, q), \quad (20)$$

and

$$h(x_0, x_1, q) = -\rho_1 x_1 + H_-(x_0, q) \quad \text{when } \rho_1 x_1 < \rho_0 G(x_0, q) \quad (21)$$

for some functions  $H_+$  and  $H_-$ . They inherit the symmetry of  $h$  in the following way:

$$H_+(x, q) = H_-(-x, -q).$$

Also, we have

$$H_+(x_0, 1) = H_+(x_0, -1) + c$$

and

$$H_-(x_0, 1) = H_-(x_0, -1) - c.$$

Thus, it suffices to study  $H(x, q)$  and  $G(x, q)$  for  $q = 1$ . From now on, we will write  $H(x)$  and  $G(x)$  instead when there is no risk of confusion. Let  $\kappa$  denote the ratio of  $\rho_1$  and  $\rho_0$ :

$$\kappa = \frac{\rho_1}{\rho_0}.$$

Now we use (20) and (21) to rewrite (11). We have

$$\begin{aligned} H(x) &= \rho_0 \left(x + \frac{c}{2\rho_1}\right) + \rho_1 x \int_{G^{-1}(x)}^{-G^{-1}(x)} f(y) dy + \\ &\quad \left( \int_{G^{-1}(x)}^0 - \int_0^{-G^{-1}(x)} \right) H(y) f(y) dy - c \int_0^{-G^{-1}(x)} f(y) dy \quad (22) \\ &:= T_1(H, G)(x). \end{aligned}$$

Note that  $\lambda$  is removed from the equation due to the following relation

$$\lambda = -\frac{\rho_0}{2\rho_1} c - \frac{c}{2} + 2 \int_0^{+\infty} H(y) f(y) dy. \quad (23)$$

On the other hand,  $G$  satisfies the equation

$$\begin{aligned} G(x) &= -\frac{\rho_0}{\rho_1} x - \frac{c}{2\rho_1} + \left( \int_{G^{-1}(-x)}^{G^{-1}(-x - \frac{c}{\rho_1})} - \int_{G^{-1}(x)}^{G^{-1}(x - \frac{c}{\rho_1})} \right) H(y) f(y) dy \\ &\quad - x \int_{G^{-1}(x)}^{G^{-1}(x - \frac{c}{\rho_1})} f(y) dy - \frac{c}{2\rho_1} \int_{G^{-1}(x)}^{G^{-1}(-x)} f(y) dy \quad (24) \\ &:= T_2(H, G)(x). \end{aligned}$$

Equations (22) and (24) form the basis of the iteration scheme we introduced in Section 2, i.e., (2.2). Operators derived from dynamic programming are known to be contraction mappings under a weighted norm in the finite state space case ([5], [31]). Inspired by these, we define weighted norms for  $H$ ,  $G$  and corresponding spaces  $S_1$  and  $S_2$  as below:

$$\|H\| = \frac{1}{\rho_0} \sup_x \left| \frac{H(x)}{x + \frac{c}{2\rho_1}} \right|$$



and the space  $S_1$  endowed with the norm to be the set of  $H$  such that  $\|H\| \leq A_1$  for some  $A_1 > 0$  to be determined.

Define distance

$$d(G_1, G_2) = \frac{\rho_1}{\rho_0} \sup_x \left| \frac{G_1(x) - G_2(x)}{x} \right|$$

and the metric space  $S_2$  endowed with the distance to be the set of  $G$  such that

$$A_2 \frac{\rho_0}{\rho_1} \leq \left| \frac{dG}{dx} \right| \leq A_3 \frac{\rho_0}{\rho_1}$$

for some  $A_2, A_3 \sim 1$  to be determined. Below is a technical lemma for evaluating  $H$  and  $G$  in  $S_1, S_2$ :

**Lemma A.1.** *For  $G$  in  $S_2$ , we have*

$$\frac{\rho_1}{\rho_0 A_3} \left| x + \frac{c}{2\rho_1} \right| \leq |G^{-1}(x)| \leq \frac{\rho_1}{\rho_0 A_2} \left| x + \frac{c}{2\rho_1} \right|.$$

For  $G_1, G_2$  in  $S_2$ , we have

$$|G_1^{-1}(x) - G_2^{-1}(x)| \leq d(G_1, G_2) \frac{\rho_1}{\rho_0 A_2^2} \left| x + \frac{c}{2\rho_1} \right|.$$

We also list the maximum related with  $f(y)$  for convenience:

- (1)  $\sup |f(y)| = \frac{1}{\sqrt{2\pi}}$ ,
- (2)  $\sup |yf(y)| = \frac{1}{\sqrt{2\pi e}}$ ,
- (3)  $\sup |yf(\frac{y}{A_3})| = \frac{A_3}{\sqrt{2\pi e}}$ .

Then we have the following proposition:

**Proposition A.1.**  $T_1, T_2$  maps  $S_1 \times S_2$  to  $S_1$  and  $S_2$  respectively:

$$T_1 : S_1 \times S_2 \rightarrow S_1$$

and

$$T_2 : S_1 \times S_2 \rightarrow S_2$$

*Proof.* We begin with  $T_1$ . For  $H$  in  $S_1$ , we have

$$H(x) \leq A_1 \rho_0 \left| x_0 + \frac{c}{2\rho_1} \right|.$$

Using this and lemma A.1 yields

$$\begin{aligned} \|T_1(H, G)(x)\| &\leq 1 + \frac{\rho_1}{\rho_0} + 2 \sup_x \frac{1}{|x|} \int_{-\frac{\rho_1}{\rho_0 A_2} |x + \frac{c}{2\rho_1}|}^0 A_1 |yf(y)| dy + \mathcal{O}\left(\frac{c}{\rho_0}\right) \\ &\leq 1 + \frac{\rho_1}{\rho_0} + \frac{\rho_1}{\rho_0} \frac{2}{\sqrt{2\pi e} A_2} A_1 + \mathcal{O}\left(\frac{c}{\rho_0}\right). \end{aligned}$$

Picking

$$A_1 = \left( 1 - \frac{\rho_1}{\rho_0} \frac{2}{\sqrt{2\pi e} A_2} \right)^{-1} \left( 1 + \frac{\rho_1}{\rho_0} \right)$$

will suffice to prove closedness for  $T_1$ .

Next we show that

$$A_2 \leq \left| \frac{\rho_1}{\rho_0} \frac{d}{dx} T_2(H, G)(x) \right| \leq A_3,$$

i.e., the image of  $T_2$  is contained in  $S_2$ . The derivative  $\frac{dG}{dx}$  is given by

$$\begin{aligned} \frac{d}{dx} T_2(H, G)(x) &= -\frac{\rho_0}{\rho_1} + \frac{1}{2\rho_1} \left[ -H(G^{-1}(-x - \frac{c}{\rho_1}))f(G^{-1}(-x - \frac{c}{\rho_1}))\frac{dG^{-1}}{dx}(-x - \frac{c}{\rho_1}) \right. \\ &\quad - H(G^{-1}(x - \frac{c}{\rho_1}))f(G^{-1}(x - \frac{c}{\rho_1}))\frac{dG^{-1}}{dx}(x - \frac{c}{\rho_1}) \\ &\quad + H(G^{-1}(-x))f(G^{-1}(-x))\frac{dG^{-1}}{dx}(-x) \\ &\quad \left. + H(G^{-1}(x))f(G^{-1}(x))\frac{dG^{-1}}{dx}(x) \right] \\ &\quad + \int_{G^{-1}(x)}^{G^{-1}(x - \frac{c}{\rho_1})} f(y)dy + x[f(G^{-1}(x - \frac{c}{\rho_1}))\frac{dG^{-1}}{dx}(x - \frac{c}{\rho_1}) - f(G^{-1}(x))\frac{dG^{-1}}{dx}(x)] \\ &\quad + \frac{c}{2\rho_1}[f(G^{-1}(-x - \frac{c}{\rho_1}))\frac{dG^{-1}}{dx}(-x - \frac{c}{\rho_1}) + f(G^{-1}(x - \frac{c}{\rho_1}))\frac{dG^{-1}}{dx}(x - \frac{c}{\rho_1})]. \end{aligned} \tag{25}$$

After simplification, we have

$$\begin{aligned} \left| \frac{\rho_1}{\rho_0} \frac{d}{dx} T_2(H, G)(x) \right| &\leq (\geq) 1 \pm \frac{1}{2\rho_0} \left| -H(G^{-1}(-x - \frac{c}{\rho_1}))f(G^{-1}(-x - \frac{c}{\rho_1}))\frac{dG^{-1}}{dx}(-x - \frac{c}{\rho_1}) \right. \\ &\quad - H(G^{-1}(x - \frac{c}{\rho_1}))f(G^{-1}(x - \frac{c}{\rho_1}))\frac{dG^{-1}}{dx}(x - \frac{c}{\rho_1}) \\ &\quad + H(G^{-1}(-x))f(G^{-1}(-x))\frac{dG^{-1}}{dx}(-x) \\ &\quad \left. + H(G^{-1}(x))f(G^{-1}(x))\frac{dG^{-1}}{dx}(x) \right| \\ &\quad \pm \frac{\rho_1}{\rho_0} \left| x[f(G^{-1}(x - \frac{c}{\rho_1}))\frac{dG^{-1}}{dx}(x - \frac{c}{\rho_1}) - f(G^{-1}(x))\frac{dG^{-1}}{dx}(x)] \right| \\ &\quad \pm \mathcal{O}\left(\frac{c}{\rho_0}\right). \end{aligned}$$

Denote IV to be the four terms inside the first absolute value parenthesis, and V to be the two terms in the second absolute value parenthesis. We start by estimating IV: We use the following inequality

$$|a'b'c' - abc| \leq \sup |bc||a' - a| + \sup |ca||b' - b| + \sup |ab||c' - c|.$$

In our case,  $a$  corresponds to  $H(G^{-1}(-x))$ ,  $b$  corresponds to  $f$  and  $c$  corresponds to  $\frac{dG^{-1}}{dx}$ . We have

$$|a' - a|, |b' - b| \leq \mathcal{O}\left(\frac{c}{\rho_0}\right)$$

due to smoothness of  $H$  and  $f$ . We shall drop these terms for convenience assuming  $c$  is small enough. It only remains to bound  $|c' - c|$ .

$$\begin{aligned} \left| \frac{dG^{-1}}{dx}(y) - \frac{dG^{-1}}{dx}(x) \right| &= \frac{1}{\frac{dG}{dx}(G^{-1}(y))} - \frac{1}{\frac{dG}{dx}(G^{-1}(x))} \\ &\leq \frac{\frac{\rho_0}{\rho_1}(A_3 - A_2)}{\left(\frac{\rho_0}{\rho_1}A_2\right)^2} \\ &= \frac{\rho_1}{\rho_0} \frac{A_3 - A_2}{A_2^2}. \end{aligned}$$

The sup  $|ab|$  part is

$$\left| \sup_x H(G^{-1}(x))f(G^{-1}(x)) \right| \leq A_1 \rho_0 \sup_y |yf(y)| \leq \frac{\rho_0 A_1}{\sqrt{2\pi e}}.$$

Thus, IV is controlled by

$$|IV| \leq \frac{1}{\sqrt{2\pi e}} \frac{\rho_1}{\rho_0} A_1 \frac{A_3 - A_2}{A_2^2}.$$

Similarly, we estimate V by

$$|V| \leq \frac{1}{\sqrt{2\pi e}} A_3 \frac{A_3 - A_2}{A_2^2}.$$

To complete the proof for closedness, we need the following to hold:

$$1 - \frac{1}{\sqrt{2\pi e}} \frac{\rho_1}{\rho_0} A_1 \frac{A_3 - A_2}{A_2^2} - \frac{1}{\sqrt{2\pi e}} A_3 \frac{A_3 - A_2}{A_2^2} - \mathcal{O}\left(\frac{c}{\rho_0}\right) \geq A_2$$

and

$$1 + \frac{1}{\sqrt{2\pi e}} \frac{\rho_1}{\rho_0} A_1 \frac{A_3 - A_2}{A_2^2} + \frac{1}{\sqrt{2\pi e}} A_3 \frac{A_3 - A_2}{A_2^2} + \mathcal{O}\left(\frac{c}{\rho_0}\right) \leq A_3.$$

Let  $A_2 = 1 - \delta$ ,  $A_3 = 1 + \delta$ . These are reduced to

$$\frac{1}{\sqrt{2\pi e}} \left( \frac{\rho_1}{\rho_0} A_1 \frac{2}{(1 - \delta)^2} + \frac{2(1 + \delta)}{(1 - \delta)^2} \right) \delta + \mathcal{O}\left(\frac{c}{\rho_0}\right) \leq \delta.$$

Recall that

$$A_1 = \left( 1 - \frac{\rho_1}{\rho_0} \frac{2}{\sqrt{2\pi e}(1 - \delta)} \right)^{-1} \left( 1 + \frac{\rho_1}{\rho_0} \right).$$

Plug it into the inequality involving  $\delta$ . Notice that an admissible  $\delta$  exists if  $\frac{\rho_1}{\rho_0}$  is small and  $c$  is small. This concludes the proof of closedness for  $T_2$ , and the proposition.  $\square$

*Remark.* We made the assumption that  $\frac{\rho_1}{\rho_0}$  is small enough depending on  $c$ .

It only remains to show that  $(T_1, T_2) : S_1 \times S_2 \rightarrow S_1 \times S_2$  is a contraction mapping. We collect the proof in the following proposition.

**Proposition A.2.**  $(T_1, T_2) : S_1 \times S_2 \rightarrow S_1 \times S_2$  is a contraction mapping. In fact, there exist constants  $a_{i,j} \geq 0$  with  $a_{i1} + a_{i2} < 1$ ,  $i, j \in \{1, 2\}$  such that

$$\|T_1(H_1, G_1) - T_1(H_2, G_2)\| \leq a_{11}\|H_1 - H_2\| + a_{12}d(G_1, G_2) \quad (26)$$

and

$$\|T_2(H_1, G_1) - T_2(H_2, G_2)\| \leq a_{21}\|H_1 - H_2\| + a_{22}d(G_1, G_2). \quad (27)$$

*Proof.* We first prove (26).

$$\begin{aligned} & T_1(H_1, G_1)(x) - T_1(H_2, G_2)(x) \\ &= \rho_1 x \int_{G_1^{-1}(x)}^{G_2^{-1}(x)} f(y) dy - \rho_1 x \int_{-G_1^{-1}(x)}^{-G_2^{-1}(x)} f(y) dy \\ &+ \left( \int_{G_1^{-1}(x)}^0 - \int_0^{-G_1^{-1}(x)} \right) (H_1(y) - H_2(y)) f(y) dy \\ &+ \left( \int_{G_2^{-1}(x)}^{G_1^{-1}(x)} - \int_{-G_2^{-1}(x)}^{-G_1^{-1}(x)} \right) H_2(y) f(y) dy + \mathcal{O}\left(\frac{c}{\rho_0}\right). \end{aligned}$$

Denote I, II, III to be the three lines in the preceding expression. We now estimate them respectively. For I, we use

$$|xf(G^{-1}(x))| \leq |xf\left(\frac{x}{\rho_0} A_3\right)| + \mathcal{O}\left(\frac{c}{\rho_0}\right) \leq \frac{A_3}{\rho_1 \sqrt{2\pi e}} + \mathcal{O}\left(\frac{c}{\rho_0}\right)$$

and lemma A.1. They yield

$$I \leq 2\rho_1 \frac{\rho_1^2}{\rho_0^2} \frac{A_3}{\sqrt{2\pi e} A_2^2} d(G_1, G_2) \left|x + \frac{c}{2\rho_1}\right|.$$

For II, we use

$$|H_1(x) - H_2(x)| \leq \rho_0 \|H_1 - H_2\| \left|x + \frac{c}{2\rho_1}\right|$$

and lemma A.1. We get

$$\begin{aligned} II &\leq 2\rho_0 \int_{G^{-1}(x)}^0 \|H_1 - H_2\| \left|y + \frac{c}{2\rho_1}\right| f(y) dy \\ &\leq 2\rho_0 \|H_1 - H_2\| \sup |Df| |G^{-1}(x)| + \mathcal{O}\left(\frac{c}{\rho_0}\right) \\ &\leq \frac{1}{\sqrt{2\pi e} A_2} \rho_1 \|H_1 - H_2\| \left|x + \frac{c}{2\rho_1}\right|. \end{aligned}$$

For III, we use the estimates for  $G_1^{-1}(x) - G_2^{-1}(x)$  and lemma A.1. We get

$$III \leq \frac{2}{\sqrt{2\pi e}} \rho_1 \frac{A_1}{A_2^2} d(G_1, G_2) \left|x + \frac{c}{2\rho_1}\right| + \mathcal{O}\left(\frac{c}{\rho_0}\right).$$

Collecting I, II, III and evaluating the  $\|\cdot\|$ , we get

$$a_{11} \leq \frac{1}{\sqrt{2\pi e} A_2} \frac{\rho_1}{\rho_0}$$

and

$$a_{12} \leq \frac{2}{\sqrt{2\pi e}} \frac{\rho_1^3}{\rho_0^3} \frac{A_3}{A_2^2} + \frac{2}{\sqrt{2\pi e}} \frac{\rho_1}{\rho_0} \frac{A_1}{A_2^2}.$$

Numerically,  $\sqrt{2\pi e} \sim 4$ . Roughly speaking, suppose  $A_2, A_3 \sim \frac{\rho_0}{\rho_1}$  and  $A_1 \sim 1 + \frac{\rho_1}{\rho_0}$ , we would have

$$a_{11} + a_{12} < 1$$

if  $\rho_0 \geq \rho_1$ ,  $A_2 \geq 1$  and  $A_3/A_2$  is not too large. This concludes the proof for the  $T_1$  part.

At last, we prove (27). We estimate the following

$$\begin{aligned} & \frac{\rho_1}{\rho_0} \left| \frac{T_2(H_1, G_1)(x) - T_2(H_2, G_2)(x)}{x} \right| \\ &= \frac{1}{2\rho_0} \frac{1}{x} \left( \int_{G_1^{-1}(-x)}^{G_1^{-1}(-x-\frac{c}{\rho_1})} - \int_{G_1^{-1}(x)}^{G_1^{-1}(x-\frac{c}{\rho_1})} \right) (H_1(y) - H_2(y)) f(y) dy \\ &+ \frac{1}{2\rho_1} \frac{1}{x} \left( \int_{G_1^{-1}(-x)}^{G_2^{-1}(-x)} - \int_{G_1^{-1}(-x-\frac{c}{\rho_1})}^{G_2^{-1}(-x-\frac{c}{\rho_1})} + \int_{G_1^{-1}(x-\frac{c}{\rho_1})}^{G_2^{-1}(x-\frac{c}{\rho_1})} - \int_{G_1^{-1}(x)}^{G_2^{-1}(x)} \right) H_2(y) f(y) dy \\ &+ \frac{\rho_1}{\rho_0} \left( \int_{G_1^{-1}(x)}^{G_2^{-1}(x)} - \int_{G_1^{-1}(x-\frac{c}{\rho_1})}^{G_2^{-1}(x-\frac{c}{\rho_1})} \right) f(y) dy \end{aligned}$$

Denote the three lines by I, II, III. We estimate I by

$$|I| \leq \frac{1}{2\rho_0} \frac{1}{x} 2 \int_{G_1^{-1}(-x)}^{G_1^{-1}(-x-\frac{c}{\rho_1})} \rho_0 \|H_1 - H_2\| \sup_y |yf(y)| dy \leq \frac{c}{\rho_1} \frac{\rho_1^2}{\rho_0^2} \frac{1}{\sqrt{2\pi} A_2^2} \|H_1 - H_2\|$$

The coefficient of  $\|H_1 - H_2\|$  serves as  $a_{21}$ :

$$a_{21} \leq \frac{c}{\rho_1} \frac{\rho_1^2}{\rho_0^2} \frac{1}{\sqrt{2\pi} A_2^2}$$

For II,

$$|II| \leq \frac{1}{2\rho_0} \frac{1}{x} 4 \int_{G_1^{-1}(-x)}^{G_2^{-1}(-x)} \rho_0 A_1 \sup_y |yf(y)| dy \leq \frac{2}{\sqrt{2\pi e} A_2^2} d(G_1, G_2)$$

For III,

$$|III| \leq \frac{\rho_1}{\rho_0} 2d(G_1, G_2) \frac{\rho_1}{\rho_0} \sup_x \frac{|x + \frac{c}{2\rho_1}|}{A_2^2} f\left(\frac{x}{A_3}\right) \leq \frac{2}{\sqrt{2\pi e}} \frac{\rho_1^2}{\rho_0^2} \frac{A_3}{A_2^2} d(G_1, G_2)$$

Collecting the coefficients of  $d(G_1, G_2)$  gives  $a_{22}$ :

$$a_{22} \leq \frac{2}{\sqrt{2\pi e} A_2^2} + \frac{2}{\sqrt{2\pi e}} \frac{\rho_1^2}{\rho_0^2} \frac{A_3}{A_2^2}$$

When  $c \rightarrow 0$ ,  $a_{21} \rightarrow 0$ , and  $A_2 \uparrow 1, A_3 \downarrow 1$ . Thus for small enough  $c$ , and under some condition on  $\frac{\rho_1}{\rho_0}$ , say  $\rho_1 \leq \frac{1}{2}\rho_0$ , we will have

$$a_{21} + a_{22} < 1$$

as desired.  $\square$

#### REFERENCES

1. Aristotle Arapostathis, Vivek S. Borkar, Emmanuel Fernández-Gaucherand, Mrinal K. Ghosh, and Steven I. Marcus, *Discrete-Time Controlled Markov processes with Average Cost Criterion: A Survey*, SIAM Journal on Control and Optimization **31** (1993), no. 2, 282–344.
2. Dimitri Bertsekas, *Dynamic programming and optimal control: Volume i*, vol. 4, Athena scientific, 2012.
3. Dimitri P. Bertsekas, *A New Value Iteration method for the Average Cost Dynamic Programming Problem*, SIAM Journal on Control and Optimization **36** (1998), no. 2, 742–759.
4. ———, *Dynamic Programming and Optimal Control*, 3rd ed., vol. II, Athena Scientific, 2011.
5. Dimitri P. Bertsekas and John N. Tsitsiklis, *Parallel and Distributed Computation*, Athena Scientific, 2015.
6. David Blackwell, *Discrete Dynamic Programming*, The Annals of Mathematical Statistics **33** (1962), no. 2, 719–726.
7. Stephen Boyd, Enzo Busseti, Steven Diamond, Ronald N. Kahn, Kwangmoo Koh, Peter Nystrup, and Jan Speth, *Multi-Period Trading via Convex Optimization*, Foundations and Trends in Optimization **3** (2017), no. 1, 1–76.
8. Giuseppe Carlo Calafiore, *Multi-period portfolio optimization with linear control policies*, Automatica **44** (2008), no. 10, 2463–2473.
9. ———, *An Affine Control Method for Optimal Dynamic Asset Allocation with Transaction Costs*, SIAM Journal on Control and Optimization **48** (2009), no. 4, 2254–2274.
10. George M. Constantinides, *Multiperiod Consumption and Investment Behavior with Convex Transactions Costs*, Management Science **25** (1979), no. 11, 1127–1137.
11. ———, *Capital Market Equilibrium with Transaction Costs*, Journal of Political Economy **94** (1986), no. 4, 842–862.
12. Cyrus Derman, *On Sequential Decisions and Markov Chains*, Management Science **9** (1962), no. 1, 16–24.
13. Bernard Dumas and Elisa Luciano, *An Exact Solution to a Dynamic Portfolio Choice Problem under Transactions Costs*, The Journal of Finance **46** (1991), no. 2, 577–595.
14. E. B. Dynkin and A. A. Yushkevich, *Controlled Markov Processes*, Grundlehren der mathematischen Wissenschaften, Springer, 1981.
15. Eugene A. Feinberg, Pavlo O. Kasyanov, and Nina V. Zadoianchuk, *Average Cost Markov Decision Processes with Weakly Continuous Transition Probabilities*, Mathematics of Operations Research **37** (2012), no. 4, 591–607.
16. Richard Grinold, *A Dynamic Model of Portfolio Management*, Journal of Investment Management **4** (2006), no. 2, 5–22.
17. Nils H. Hakansson, *Multi-Period Mean-Variance Analysis: Toward a General Theory of Portfolio Choice*, The Journal of Finance **26** (1971), no. 4, 857–884.
18. Chutian Ma and Paul Smith, *Optimal Two-Parameter Portfolio Management Strategy with Transaction Costs*, arXiv preprint arXiv:2411.07949 (2024).
19. Michael J.P. Magill and George M. Constantinides, *Portfolio Selection with Transactions Costs*, Journal of Economic Theory **13** (1976), no. 2, 245–263.
20. Harry Markowitz, *Portfolio Selection*, The Journal of Finance **7** (1952), 77–91.

21. Robert C. Merton, *Lifetime Portfolio Selection under Uncertainty: The Continuous-Time Case*, The review of Economics and Statistics **51** (1969), no. 3, 247–257.
22. Robert C. Merton, *Continuous-Time Finance*, Blackwell, 1990.
23. Peter Nystrup, Stephen Boyd, Erik Lindström, and Henrik Madsen, *Multi-period portfolio selection with drawdown control*, Annals of Operations Research **282** (2019), no. 1, 245–271.
24. Dylan Possamai, H. Mete Soner, and Nizar Touzi, *Homogenization and Asymptotics for Small Transaction Costs: The Multidimensional Case*, Communications in Partial Differential Equations **40** (2015), no. 11, 2005–2046.
25. Sheldon M. Ross, *Arbitrary State Markovian Decision Processes*, The Annals of Mathematical Statistics **39** (1968), no. 6, 2118–2122.
26. ———, *Non-Discounted Denumerable Markovian Decision Models*, The Annals of Mathematical Statistics **39** (1968), no. 2, 412–423.
27. Paul A. Samuelson, *Lifetime Portfolio Selection by Dynamic Stochastic Programming*, The Review of Economics and Statistics **51** (1969), no. 3, 239–246.
28. Manfred Schäl, *Average Optimality in Dynamic Programming with General State Space*, Mathematics of Operations Research **18** (1993), no. 1, 163–172.
29. S. E. Shreve and H. M. Soner, *Optimal Investment and Consumption with Transaction Costs*, The Annals of Applied Probability **4** (1994), no. 3, 609–692.
30. H. Mete Soner and Nizar Touzi, *Homogenization and Asymptotics for Small Transaction Costs*, SIAM Journal on Control and Optimization **51** (2013), no. 4, 2893–2921.
31. Paul Tseng, *Solving  $H$ -horizon, stationary Markov decision problems in time proportional to  $\log(H)$* , Operations Research Letters **9** (1990), no. 5, 287–297.

(Chutian Ma) DEPARTMENT OF MATHEMATICS, JOHNS HOPKINS UNIVERSITY  
Email address: cma27@jhu.edu

(Paul Smith) DEPARTMENT OF MATHEMATICS, UNIVERSITY OF NORTH CAROLINA-  
CHAPEL HILL  
Email address: pasmit@unc.edu