

Early Stopping for Regression Trees

Ratmir Miftachov¹, Markus Reiß²

¹*Institute of Mathematics and School of Business and Economics, Humboldt-Universität zu Berlin, e-mail: ratmir.miftachov@hu-berlin.de*

²*Institute of Mathematics, Humboldt-Universität zu Berlin, e-mail: mreiss@math.hu-berlin.de*

Abstract: We develop early stopping rules for growing regression tree estimators. The fully data-driven stopping rule is based on monitoring the global residual norm. The best-first search and the breadth-first search algorithms together with linear interpolation give rise to generalized projection or regularization flows. A general theory of early stopping is established. Oracle inequalities for the early-stopped regression tree are derived without any smoothness assumption on the regression function, assuming the original CART splitting rule, yet with a much broader scope. The remainder terms are of smaller order than the best achievable rates for Lipschitz functions in dimension $d \geq 2$. In real and synthetic data the early stopping regression tree estimators attain the statistical performance of cost-complexity pruning while significantly reducing computational costs.

MSC2020 subject classifications: Primary 62G05; secondary 62L12.

Keywords and phrases: Early stopping, regression tree, breadth-first search, best-first search, pruning, projection flow, oracle inequalities.

1. Introduction

Classification and regression trees (CART) form a class of very popular statistical learning algorithms. Initially introduced by Breiman et al. (1984), CART serve as the foundation for more advanced machine learning techniques, including bagged decision trees (Breiman, 1996), random forests (Breiman, 2001), and, notably, boosted decision trees like AdaBoost (Freund and Schapire, 1997), XGBoost (Chen and Guestrin, 2016), CatBoost (Dorogush, Ershov and Gulin, 2018), and LightGBM (Ke et al., 2017). Remarkably, many of the winning solutions for tabular data competitions on Kaggle.com rely on advanced variations of Breiman’s decision tree algorithm. Because of their clear interpretability and their stability, practitioners still often prefer the basic CART methods to these more complex algorithms.

We focus on regression trees, which are nonparametric estimators constructed by an iterative and greedy data-fitting algorithm. Typically, iterative estimators require a data-adaptive choice of the iteration number to efficiently prevent from over- and underfitting. The current folklore in practice for decision trees is *post-pruning*, as initially proposed by Breiman et al. (1984). This bottom-up method involves growing the tree to its full depth, which interpolates the data, and subsequently cutting it back iteratively to an optimal subtree using cross-validation. Oracle-type inequalities on the pruned tree have been established by Gey and Nédélec (2005), and a general overview is given in Mingers (1989). In recent work on asymptotic properties, trees are generally grown to their maximum possible depth (Biau, 2012; Scornet, Biau and Vert, 2015). Alternatively, the depth is controlled indirectly by limiting the number of observations in the

terminal nodes (Breiman et al., 1984) or growing the tree until a prespecified depth is reached (Klusowski and Tian, 2024). These techniques are commonly referred to as *pre-pruning* in the applied literature.

The current state of the art on tuning the decision tree depth, the post-pruning, is computationally very costly. We consider a fundamentally different approach in which the decision tree is grown iteratively and stopped early using an entirely data-driven stopping rule, usually far before the tree is fully grown. Unlike previous pre-pruning (or early stopping) methods, our stopping rule monitors the global residual norm, as for the discrepancy principle for inverse problems (Engl, Hanke and Neubauer, 1996) and its statistical applications for linear estimators (Blanchard and Mathé, 2012).

Let us list our main contributions:

- We interpret the regression tree iterates as a special instance of piecewise constant estimators on a sequence of refining partitions. Using linear interpolation between consecutive iterates, we put them in the framework of *generalized projection flows*. For this general concept, which also encompasses other popular smoothing estimators like ridge regression or gradient flow, we build a general theory of early stopping based on the residual norm. We derive an ω -wise, that is non-probabilistic, error decomposition and an oracle inequality, comparing to the theoretically best estimator along the flow.
- We specify the error terms for the breadth-first and best-first regression tree building, which refine partitions globally and locally, respectively. Given the globally defined residual norm, they give rise to the global and semi-global early stopping methods for trees. A main mathematical challenge is the bound for the cross term for the data-driven splitting in CART. The final oracle inequalities show that the error due to data-driven early stopping is typically smaller than the oracle error so that the early stopping estimator becomes statistically adaptive.
- Based on a nearest-neighbour estimate of the noise level, we provide ready-to-use algorithms and apply them to standard data sets and in simulations. We implement our stopping algorithm in a Python library, see Ziebell et al. (2025). In practice, early stopping reduces the computational run time by a factor of 10 to 20 while being on par with the performance of the state-of-the-art pruning methods. The early stopped regression tree usually comes with a small number of nodes, thus leading to a sparse representation and good interpretability.

This work bridges the decision tree and random forest literature with the early stopping literature based on the discrepancy principle. Recent advances in the iterative early stopping literature have evolved from statistical inverse problems such as Blanchard, Hoffmann and Reiß (2018a,b) for linear estimators and Hucker and Reiß (2024) for conjugate gradients. Stankewitz (2024) has successfully applied the early stopping methodology for L^2 -boosting in the setting of high-dimensional linear models. Our general framework unifies arguments from these papers and opens up an even wider scope of applications. Conceptually, our projection flow approach is inspired by the general theory for histogram regression estimators of Nobel (1996).

Further work on early stopping in nonparametric regression includes Celisse and Wahl (2021), which investigated kernelized spectral filter learning methods.

Early stopping bounds for nonparametric regression with reproducing kernel Hilbert spaces have been studied in [Raskutti, Wainwright and Yu \(2014\)](#).

Consistency for the random forest under Breiman’s greedy splitting is proven by [Scornet, Biau and Vert \(2015\)](#) under the additive model assumption; yet, convergence rates are not provided. [Chi et al. \(2022\)](#) prove consistency for the original Breiman algorithm under further assumptions in a high-dimensional setting with a polynomial convergence rate in n . Subsequently, under the assumption of an additive model, [Klusowski and Tian \(2024\)](#) achieve a logarithmic rate for the regression tree. They control the tree depth using a depth parameter, but do not provide data-driven guidelines for choosing the tree depth.

The literature has tried to reduce the splitting complexity by working with simplified versions of the regression tree. For the purely uniform random forest, [Genuer \(2012\)](#) provides a convergence rate of $n^{-2/3}$ under Lipschitz conditions in dimension one. Further convergence rates are given in [Biau \(2012\)](#) and [Arlot and Genuer \(2014\)](#) for the centered forest under Hölder class assumptions for $d \geq 1$. Subsequently, [Klusowski \(2021\)](#) improves the rate of [Biau \(2012\)](#) for the centered forest, yet not attaining the minimax optimal rate for Lipschitz functions and $d > 1$. Further work on the Mondrian forest achieves minimax optimality under appropriate tuning parameter selection as shown in [Mourtada, Gaïffas and Scornet \(2020\)](#) and [Cattaneo, Klusowski and Underwood \(2023\)](#). Here, we show that the dominant term in our oracle inequality for the data-independent case is negligible with respect to these rates. In further research, the α -fraction constraint was introduced in [Wager and Walther \(2015\)](#) and utilized in consistency results of recent work in [Athey, Tibshirani and Wager \(2019\)](#), [Friedberg et al. \(2020\)](#) and [Wager and Athey \(2018\)](#) in ‘honest trees’. [Cattaneo, Chandak and Klusowski \(2024\)](#) develop a theory for oblique decision trees, where the splits are not axis-aligned. [Cattaneo, Klusowski and Underwood \(2023\)](#) show that the Mondrian random forest is minimax optimal. An extensive overview of the convergence rates for various random forest versions is given in [Zhang, Ji and Bradic \(2024\)](#).

We proceed as follows. In Section 2, we define the statistical setting and introduce the regression tree algorithm. Section 3 provides the theory in a unifying framework, beginning with refined orthogonal projections and proceeding to the generalized projection flows in Section 3.2. First, Section 4 provides a general error decomposition and oracle inequality. Then, specifying to global and semi-global early stopping for regression trees, our main results, oracle inequalities under the original CART algorithm, are established in Section 4.4. In Section 5, we elaborate on the implementation of our algorithms and apply them to standard datasets. In Section 6, we compare the early-stopped estimator with post-pruning in simulations. Section 7 concludes the paper with a short discussion. Some further proofs and simulation results are delegated to the [Appendix](#).

2. Regression trees

2.1. Regression model

Let the d -dimensional covariates be denoted as $X_i = (X_{i,1}, \dots, X_{i,d})^\top \in \mathcal{X} \subseteq \mathbb{R}^d$, with real-valued response variables $Y_i \in \mathbb{R}$ for $i = 1, \dots, n$. We assume

$(X_i, Y_i) \stackrel{\text{iid}}{\sim} \mathbb{P}$ for some distribution \mathbb{P} . Consider the nonparametric regression setting

$$Y_i = f(X_i) + \varepsilon_i, \quad i = 1, \dots, n, \quad \text{with } \mathbb{E}[\varepsilon_i | X_i] = 0, \text{Var}(\varepsilon_i | X_i) = \sigma^2. \quad (2.1)$$

The target of estimation is the regression function $f(x) = \mathbb{E}[Y|X = x]$. We assume throughout that the design points X_1, \dots, X_n are a.s. distinct. For functions $g : \mathbb{R}^d \rightarrow \mathbb{R}$ we consider their empirical norm

$$\|g\|_n := \left(\frac{1}{n} \sum_{i=1}^n g(X_i)^2 \right)^{1/2},$$

the corresponding scalar product $\langle \bullet, \bullet \rangle_n$ and the associated n -dimensional function space L_n^2 , obtained by identifying $g_1, g_2 : \mathbb{R}^d \rightarrow \mathbb{R}$ with $\|g_1 - g_2\|_n = 0$, that is coinciding on the design. The vectors (Y_i) , (ε_i) can be lifted from \mathbb{R}^n to L_n^2 via $Y(X_i) = Y_i$, $\varepsilon(X_i) = \varepsilon_i$ and, similarly, $g \in L_n^2$ is encoded by $(g(X_i))_{i=1, \dots, n} \in \mathbb{R}^n$. In this sense, L_n^2 is identified with \mathbb{R}^n .

2.2. Regression tree algorithm

We follow the classical algorithm introduced by Breiman et al. (1984), a greedy tree-growing procedure where the nodes identify subsets A of \mathbb{R}^d . The CART algorithm starts with a parent node $A = \mathcal{X}$, recursively partitioned into non-overlapping d -dimensional (hyper-)rectangles. The partitioning begins by selecting a coordinate x_j , $j = 1, \dots, d$, and a threshold $c \in \mathbb{R}$, dividing $A = \mathcal{X}$ into the (in coordinate j) left child node $A_L = \{x \in A : x_j < c\}$ and the right child node $A_R = \{x \in A : x_j \geq c\}$. Here, all sets in a partition are required to contain at least one design point X_i , sets containing only one X_i are no longer split. The child nodes A_L, A_R then serve as parent nodes for subsequent iterations, continuing the recursive partitioning process. At each instance, the *terminal nodes* (nodes without children) define a *partition* of \mathbb{R}^d , which is refined as the tree grows.

The CART algorithm is characterized by a data-driven splitting rule. Consider a generic parent node A and let n_A be its local sample size, that is the number of covariates X_i with $X_i \in A$. We define the splitting criterion or impurity gain as

$$L_A(j, c) = R^2(A) - \frac{n_{A_L}}{n_A} R^2(A_L) - \frac{n_{A_R}}{n_A} R^2(A_R),$$

where the impurity for regression is set as the average squared residuals within a node (also called *impurity*)

$$R^2(A) = \frac{1}{n_A} \sum_{i: X_i \in A} (Y_i - \bar{Y}_A)^2,$$

with $\bar{Y}_A = \frac{1}{n_A} \sum_{X_i \in A} Y_i$ being the node average. The maximum impurity gain and the corresponding splitting rule are given by

$$\mathbb{IG}(A) = \max_{(j, c)} L_A(j, c), \quad (j^*, c^*) \in \operatorname{argmax}_{(j, c)} L_A(j, c), \quad (2.2)$$

respectively. The regression tree is thus based on a greedy minimization of the training error in each split. Other splitting variants include splitting each node at the empirical median (Duroux and Scornet, 2018) or a randomly chosen threshold (Gemuer, 2012), among others.

Often, a stopping rule for the tree depth is applied to find a balance between underfitting and overfitting of the piecewise constant estimator based on the partition defined by the terminal nodes. Common approaches that are referred to as pre-pruning (or early stopping) in the applied literature include growing the tree until it reaches a pre-specified depth (Klusowski, 2021) or stopping the splitting process at a node when it contains a single observation, whichever occurs first (see, e.g., Klusowski and Tian (2024)). Another indirect way to control tree depth is by limiting the maximum number of observations allowed in the terminal nodes (Breiman et al., 1984). In contrast to these strategies, Breiman et al. (1984) introduced cost-complexity post-pruning, a popular bottom-up approach that we use as a benchmark in our empirical analysis (see Section 5.2). Note that also standard sequential model selection procedures like Lepski’s method start in the low bias situation and then gradually increase the bias, see e.g. Lepski, Mammen and Spokoiny (1997), and thus require a bottom-up approach in our tree framework. In this work, we introduce early stopping based on the discrepancy principle, which fundamentally differs from the previous stopping methods. It is a fully data-adaptive top-down approach without relying on cross-validation.

There are at three common sequential ordering mechanisms to build a decision tree. This defines an order to which we apply the residual-based early stopping rule. Initially, the original CART algorithm is based on a depth-first search principle to grow the tree. However, this approach is statistically unsuitable for implementing our stopping condition, as Breiman’s tree grows each branch to a pre-specified depth. In contrast, we propose combining two distinct ordering mechanisms, the breadth-first search and the best-first search, with our data-driven stopping rule. We call these approaches *global* early stopping and *semi-global* early stopping, respectively. In the global stopping procedure, all nodes at a given generation (i.e., level or depth) are split simultaneously before progressing to the next generation. On the other hand, the semi-global procedure splits one node at a time, selecting the next node to split based on the largest impurity gain, $\mathbb{I}\mathbb{G}(A)$, across all partitions of the tree. Both stopping methods are illustrated in Figure 2.1. The following chapter presents a unified mathematical framework for these two proposed stopping variants.

3. A unifying framework

3.1. Refining orthogonal projections

Let us consider general partitions $P = \{A_1, \dots, A_m\}$ of $\mathcal{X} \subseteq \mathbb{R}^d$ such that $\mathcal{X} = \bigcup_{k=1}^m A_k$, the A_k are pairwise disjoint and contain each at least one design point X_i , which requires $m \leq n$. Such a partition P generates the m -dimensional subspace

$$V_P = \{f : \mathcal{X} \rightarrow \mathbb{R} \mid f|_{A_k} = \text{constant for all } k = 1, \dots, m\} \subseteq L_n^2$$

Algorithm 3.1 Global early stopping algorithm

Require: Training sample $\{(X_i, Y_i)\}_{i=1}^n$, with root partition $\mathcal{P}_1 = \mathbb{R}^d$

- 1: **for** $g = 1, \dots, G$ **do**
- 2: **if** stopping condition $R_{k_g}^2 \leq \kappa$ holds **then**
- 3: Set stopping generation $\hat{g}_{\text{glob}} \leftarrow g$
- 4: **Stop**
- 5: **end if**
- 6: Initialize next partition $\mathcal{P}_{k_{g+1}} \leftarrow \mathcal{P}_{k_g}$
- 7: **for** $j = 1, \dots, k_g$, where $|\mathcal{P}_{k_g}| = k_g$ **do**
- 8: **if** Cardinality $|A_j^{(g)}| = 1$ **then**
- 9: Do not split $A_j^{(g)}$
- 10: **else**
- 11: Split node $A_j^{(g)}$ using CART criteria into $A_{j_L}^{(g+1)}$ and $A_{j_R}^{(g+1)}$ where $j_L \neq j_R$
- 12: Refine partition $\mathcal{P}_{k_{g+1}} \leftarrow (\mathcal{P}_{k_{g+1}} \cup \{A_{j_L}^{(g+1)}, A_{j_R}^{(g+1)}\}) \setminus \{A_j^{(g)}\}$
- 13: Update estimator $\hat{F}_{k_{g+1}} \leftarrow \Pi_{k_{g+1}} Y$, where projection $\Pi_{k_{g+1}}$ is based on partition $\mathcal{P}_{k_{g+1}}$
- 14: **end if**
- 15: **end for**
- 16: **end for**
- 17: **return** Global early stopped regression tree estimate $\hat{F}_{\hat{g}_{\text{glob}}}$

Algorithm 3.2 Semi-global early stopping algorithm

Require: Training sample $\{(X_i, Y_i)\}_{i=1}^n$, with root partition $\mathcal{P}_1 = \mathbb{R}^d$

- 1: **for** $g = 1, \dots, n$ **do**
- 2: **if** stopping condition $R_g^2 \leq \kappa$ holds **then**
- 3: Set stopping iteration $\hat{g}_{\text{semi}} \leftarrow g$
- 4: **Stop**
- 5: **end if**
- 6: Initialize next partition $\mathcal{P}_{g+1} \leftarrow \mathcal{P}_g$
- 7: Determine the next splitting node as $A^{(g)} = \underset{A \in \mathcal{P}_g}{\operatorname{argmax}} \mathbb{I}\mathbb{G}(A)$
- 8: Split best node $A^{(g)}$ according to the CART criteria into $A_L^{(g+1)}, A_R^{(g+1)}$
- 9: Refine partition $\mathcal{P}_{g+1} \leftarrow (\mathcal{P}_{g+1} \cup \{A_L^{(g+1)}, A_R^{(g+1)}\}) \setminus \{A^{(g)}\}$ and estimator \hat{F}_{g+1}
- 10: Update estimator $\hat{F}_{g+1} \leftarrow \Pi_{g+1} Y$, where projection Π_{g+1} is based on partition \mathcal{P}_{g+1}
- 11: **end for**
- 12: **return** Semi-global early stopped regression tree estimate $\hat{F}_{\hat{g}_{\text{semi}}}$

3.2. Generalized projection flows

We generalize sequentially refining projections to a continuously parametrized projection-type family. The continuous parameter allows to balance between over- and underfitting more granularly for regression trees and avoids additional discretization errors in the analysis. This generalization is especially helpful for the global stopping rule where the partition size k_g grows geometrically with the generation g . Thus, the estimators' performance from generations g to $g+1$ might drastically change from underfitting to overfitting. This phenomenon also occurs for early stopping in the conjugate gradient algorithm (Hucker and Reiß, 2024) and is referred to as *overshooting*.

Definition 3.2. A family of selfadjoint, positive semi-definite operators $\Pi_t : L_n^2 \rightarrow L_n^2$, $t \in [0, n]$, is called a generalized projection flow or regularization flow if for all $0 \leq s \leq t \leq n$

$$\Pi_s \Pi_t = \Pi_t \Pi_s, \quad \Pi_s \preceq \Pi_t, \quad \|\Pi_t\| \leq 1, \quad \text{trace}(\Pi_t) = t.$$

Here $\Pi_s \preceq \Pi_t$ means that $\Pi_t - \Pi_s$ is positive semi-definite.

Note that Π_0 is necessarily zero and Π_n is the identity on L_n^2 due to $\text{trace}(\Pi_0) = 0$, $\text{trace}(\Pi_n) = \dim(L_n^2)$ and $\|\Pi_n\| \leq 1$. Moreover, $\text{trace}(\Pi_t - \Pi_s) \rightarrow 0$ as $t \downarrow s$, together with $\Pi_t - \Pi_s \succeq 0$, implies that $t \mapsto \Pi_t$ is continuous in nuclear and thus in operator norm. To fully reflect the original CART algorithm, we explicitly allow (Π_t) to depend on the data. This concept unifies the interpolated regression tree methods of this paper.

3.3 Example. For $k_g \in \{0, 1, \dots, n\}$ and generations $g = 0, \dots, G$ let orthogonal projections Π_{k_g} on nested k_g -dimensional subspaces be given. Assume $k_0 = 0$ and $k_G = n$. For $t \in [0, n]$ we define the linearly interpolated projections

$$\Pi_t = (1-\alpha)\Pi_{k_{g(t)}} + \alpha\Pi_{k_{g(t)+1}}, \quad \text{where } g(t) = \max\{g \mid k_g \leq t\}, \quad \alpha = \frac{t - k_{g(t)}}{k_{g(t)+1} - k_{g(t)}} \in [0, 1].$$

Then $(\Pi_t)_{t \in [0, n]}$ forms a generalized projection flow.

For semi-global early stopping we have $G = n$ and $k_g = g \in \{0, \dots, n\}$. Then $\Pi_t = (1-\alpha)\Pi_{\lfloor t \rfloor} + \alpha\Pi_{\lfloor t \rfloor + 1}$ holds with $\alpha = t - \lfloor t \rfloor$, $t \in [0, n]$. For global early stopping, we have $k_0 = 0$, $k_1 = 1$ and then every generation at most doubles the dimension of the projection space so that $k_g < k_{g+1} \leq 2k_g$ holds for $g \geq 1$. A priori, nothing more is known about the generalized projection flow $(\Pi_t)_{t \in [0, n]}$ obtained in this case. From a computational perspective, the interpolation comes at no additional cost since the required quantities are calculated in either case.

Although we focus on regression tree methods, the early stopping theory developed here applies in much more generality. Let us discuss some prominent regularization methods in the scope of our framework.

3.4 Example. Consider the high-dimensional linear model where $f(x) = \langle \beta, x \rangle$ for an unknown parameter $\beta \in \mathbb{R}^d$. Then the ridge estimator of $F = (f(X_i))_{i=1, \dots, n} \in \mathbb{R}^n$ is given by $\hat{F}_\lambda = S_\lambda Y$ with the smoother matrix $S_\lambda = X(X^\top X + \lambda \text{Id})^{-1} X^\top$ in terms of the design matrix $X = (X_1, \dots, X_n)^\top \in \mathbb{R}^{n \times d}$ and the ridge parameter $\lambda \geq 0$. Its effective dimension (or effective degrees of freedom) is given by $t(\lambda) = \text{trace}(S_\lambda)$. Setting $\Pi_t = S_{\lambda(t)}$ for the inverse function $\lambda(t)$ of $t(\lambda)$ and $\Pi_0 = S_\infty = 0$ we obtain a regularization flow. Formally,

we need $\text{rank}(X) = n$ to ensure $\text{trace}(S_0) = n$, but otherwise, we can work on the lower-dimensional range of X instead of the full \mathbb{R}^n .

This approach also applies to other penalized least squares approaches; see Section 5.4.1 in [Hastie, Tibshirani and Friedman \(2017\)](#) for a general discussion and an application to smoothing splines. The aim of early stopping in this context is to choose the penalization parameter λ sequentially, starting from large values of λ and decreasing it gradually. Let us stress at this point that the intrinsic parametrization of (Π_t) by $\text{trace}(\Pi_t)$ is only for mathematical convenience.

3.5 Example. Gradient descent methods fit the paradigm of early stopping even better in view of their implicit regularization when stopping the iterations early. The standard gradient descent flow (sometimes called Showalter method) for the linear model is obtained by setting $\hat{\beta}_0 = 0$, $\frac{d}{ds}\hat{\beta}_s = -\nabla_{\beta}(\frac{1}{2}\|Y - X\beta_s\|^2)$ for $s \geq 0$. This yields $\hat{F}_s = X\hat{\beta}_s = G_s Y$ with $G_s = X(X^\top X)^{-1}(\text{Id} - e^{-sX^\top X})X^\top$. Introducing the effective dimension parametrization $t(s) = \text{trace}(G_s) = \text{trace}(\text{Id} - e^{-sX^\top X})$, we obtain the regularization flow $\Pi_t = G_{s(t)}$ in terms of the inverse parametrization $s(t)$. Similarly, linear interpolation of discrete gradient descent steps gives rise to a regularization flow, compare to the Landweber method in [Blanchard, Hoffmann and Reiß \(2018b\)](#).

Often, (Π_t) is also data-dependent, resulting in nonlinear methods. We refer to [Stankewitz \(2024\)](#) for L^2 -boosting and to [Hucker and Reiß \(2024\)](#) for conjugate gradient flows.

In the spirit of the data-dependent histogram regression estimators in [Nobel \(1996\)](#), any generalized projection flow defines a flow of estimators to which we can apply the early stopping methodology.

Definition 3.6. *For a generalized projection flow (Π_t) , define the corresponding estimators and global residuals (or in-sample training errors)*

$$\hat{F}_t = \Pi_t Y, \quad R_t^2 = \|Y - \hat{F}_t\|_n^2 = \|(\text{Id} - \Pi_t)Y\|_n^2.$$

Lemma 3.7. *The squared loss of \hat{F}_t decomposes in an approximation error, a stochastic error, and a cross term as*

$$\|\hat{F}_t - f\|_n^2 = \|(\text{Id} - \Pi_t)f\|_n^2 + \|\Pi_t \varepsilon\|_n^2 - 2\langle \Pi_t \varepsilon, (\text{Id} - \Pi_t)f \rangle_n.$$

It satisfies the bound

$$\|\hat{F}_t - f\|_n^2 \leq \left(\|(\text{Id} - \Pi_t)f\|_n + \|\Pi_t \varepsilon\|_n \right)^2 \leq 2\|(\text{Id} - \Pi_t)f\|_n^2 + 2\|\Pi_t \varepsilon\|_n^2.$$

The approximation error $\|(\text{Id} - \Pi_t)f\|_n^2$ decreases continuously from $\|f\|_n^2$ at $t = 0$ to zero at $t = n$. The stochastic error $\|\Pi_t \varepsilon\|_n^2$ increases continuously from zero at $t = 0$ to $\|\varepsilon\|_n^2$ at $t = n$.

Proof. By insertion of $Y = f + \varepsilon$ we obtain

$$\|\hat{F}_t - f\|_n^2 = \|\Pi_t(Y - f) - (\text{Id} - \Pi_t)f\|_n^2 = \|\Pi_t \varepsilon\|_n^2 + \|(\text{Id} - \Pi_t)f\|_n^2 - 2\langle \Pi_t \varepsilon, (\text{Id} - \Pi_t)f \rangle_n.$$

This is the claimed identity, and the upper bound follows by triangle inequality along the same lines.

The values of approximation and stochastic error at $t \in \{0, n\}$ are obtained from $\Pi_0 = 0$ and $\Pi_n = \text{Id}$, respectively, while their continuity in t is a consequence of the continuity of $t \mapsto \Pi_t$. The monotonicity of $\|\Pi_t \varepsilon\|_n^2$ follows from $\Pi_s \preceq \Pi_t$ and their commutativity via

$$\|\Pi_s \varepsilon\|_n^2 = \langle \Pi_s(\Pi_s^{1/2} \varepsilon), \Pi_s^{1/2} \varepsilon \rangle_n \leq \langle \Pi_t(\Pi_s^{1/2} \varepsilon), \Pi_s^{1/2} \varepsilon \rangle_n = \langle \Pi_s(\Pi_t^{1/2} \varepsilon), \Pi_t^{1/2} \varepsilon \rangle_n \leq \|\Pi_t \varepsilon\|_n^2.$$

The monotonicity argument for $\|(\text{Id} - \Pi_t)f\|_n^2$ is completely analogous. \square

3.8 Remark. For $\Pi_t = (1 - \alpha)\Pi_{k_g(t)} + \alpha\Pi_{k_g(t)+1}$ as in Example 3.3 the cross term satisfies

$$\langle \Pi_t \varepsilon, (\text{Id} - \Pi_t)f \rangle_n = \alpha(1 - \alpha)\langle (\Pi_{k_g(t)+1} - \Pi_{k_g(t)})\varepsilon, f \rangle_n,$$

which follows by simple algebra, see (4.6) below. In this case, it thus represents an interpolation error between projections, which for specific choices of f and ε might be relatively large (even $\|\hat{F}_t - f\|_n^2 = 0$ is possible for particular choices of $f, \varepsilon \neq 0$). For deterministic (or independent) Π_t , however, its expectation is zero. Its standard deviation $\frac{\alpha(1-\alpha)\sigma}{\sqrt{n}}\|(\Pi_{k_g(t)+1} - \Pi_{k_g(t)})f\|_n$ is usually small, at least in the semi-global setting with $k_g(t)+1 - k_g(t) = 1$.

The following result is fundamental to base the early-stopping criterion on the residual.

Lemma 3.9. *The residuals R_t^2 are continuous and non-increasing in t from $R_0^2 = \|Y\|_n^2$ to $R_n^2 = 0$. For $0 \leq s \leq t \leq n$ we have*

$$\|\hat{F}_t - \hat{F}_s\|_n^2 \leq R_s^2 - R_t^2.$$

Proof. We calculate

$$\begin{aligned} \|\hat{F}_t - \hat{F}_s\|_n^2 &= \|(\text{Id} - \Pi_s)Y - (\text{Id} - \Pi_t)Y\|_n^2 \\ &= R_s^2 + R_t^2 - 2\langle (\text{Id} - \Pi_s)Y, (\text{Id} - \Pi_t)Y \rangle_n \\ &= R_s^2 - R_t^2 - 2\langle (\Pi_t - \Pi_s)Y, (\text{Id} - \Pi_t)Y \rangle_n. \end{aligned}$$

Since Π_t and Π_s commute and $\Pi_s \preceq \Pi_t$ holds, the operators $\Pi_t - \Pi_s$, $\text{Id} - \Pi_t$ are commuting, positive semi-definite and we obtain

$$\langle (\Pi_t - \Pi_s)Y, (\text{Id} - \Pi_t)Y \rangle_n = \langle (\Pi_t - \Pi_s)((\text{Id} - \Pi_t)^{1/2}Y), (\text{Id} - \Pi_t)^{1/2}Y \rangle_n \geq 0.$$

Hence, $\|\hat{F}_t - \hat{F}_s\|_n^2 \leq R_s^2 - R_t^2$ follows, in particular $R_s^2 - R_t^2 \geq 0$. The continuity of $t \mapsto R_t^2$ follows from the continuity of $t \mapsto \Pi_t Y$. \square

3.10 Remark. Note that for orthogonal projections Π_s, Π_t with $\Pi_s \preceq \Pi_t$ we have $\Pi_s \Pi_t = \Pi_t \Pi_s = \Pi_s$, which implies $\|\hat{F}_t - \hat{F}_s\|_n^2 = R_s^2 - R_t^2$ exactly.

4. Oracle inequalities

4.1. Error decomposition under early stopping

Definition 4.1. *We introduce the ω -wise balanced oracle (depending on f and ε)*

$$\tau_b = \inf\{t \in [0, n] \mid \|(\text{Id} - \Pi_t)f\|_n \leq \|\Pi_t \varepsilon\|_n\}$$

and for $\kappa \geq 0$ the data-dependent early-stopping rule

$$\tau = \inf\{t \in [0, n] \mid R_t^2 \leq \kappa\}.$$

By continuity and monotonicity of approximation and stochastic error, we see that τ_b exists in $[0, n]$ and the errors are balanced: $\|(\text{Id} - \Pi_{\tau_b})f\|_n = \|\Pi_{\tau_b}\varepsilon\|_n$. Equally, $\tau \in [0, n]$ exists and $R_\tau^2 = \kappa$ holds, provided $\kappa \leq R_0^2 = \|Y\|_n^2$.

Lemma 4.2. *At the balanced oracle, the loss satisfies the oracle-type property*

$$\|\hat{F}_{\tau_b} - f\|_n^2 \leq 2\|(\text{Id} - \Pi_{\tau_b})f\|_n^2 + 2\|\Pi_{\tau_b}\varepsilon\|_n^2 \leq 4 \inf_{t \in [0, n]} \left(\|(\text{Id} - \Pi_t)f\|_n^2 + \|\Pi_t\varepsilon\|_n^2 \right).$$

Proof. By the monotonicity properties of the error terms we have $\|(\text{Id} - \Pi_t)f\|_n \geq \|(\text{Id} - \Pi_{\tau_b})f\|_n$ for $t \leq \tau_b$ and $\|\Pi_t\varepsilon\|_n \geq \|\Pi_{\tau_b}\varepsilon\|_n$ for $t \geq \tau_b$. Consequently, for any $t \in [0, n]$

$$\begin{aligned} \|(\text{Id} - \Pi_t)f\|_n^2 + \|\Pi_t\varepsilon\|_n^2 &\geq \max \left(\|(\text{Id} - \Pi_t)f\|_n^2, \|\Pi_t\varepsilon\|_n^2 \right) \\ &\geq \min \left(\|(\text{Id} - \Pi_{\tau_b})f\|_n^2, \|\Pi_{\tau_b}\varepsilon\|_n^2 \right) \\ &= \frac{1}{2} \left(\|(\text{Id} - \Pi_{\tau_b})f\|_n^2 + \|\Pi_{\tau_b}\varepsilon\|_n^2 \right) \end{aligned}$$

holds. By Lemma 3.7, the last line is larger than $\frac{1}{4}\|\hat{F}_{\tau_b} - f\|_n^2$, and the result follows by taking the infimum over all $t \in [0, n]$. \square

We provide the main ω -wise error decomposition for early stopping when compared to the balanced oracle as a benchmark.

Proposition 4.3. *The distance between the early stopping estimator and the balanced oracle estimator is bounded as*

$$\|\hat{F}_\tau - \hat{F}_{\tau_b}\|_n^2 \leq \underbrace{|\kappa - \|\varepsilon\|_n^2|}_{\text{early stopping error}} + 2\underbrace{\langle (\Pi_{\tau_b} - \Pi_{\tau_b}^2)\varepsilon, \varepsilon \rangle_n}_{\text{interpolation error}} + 2\underbrace{\langle (\text{Id} - \Pi_{\tau_b})^2 f, \varepsilon \rangle_n}_{\text{cross term}}.$$

4.4 Remark. Ideally, the threshold κ in early stopping should equal the squared empirical norm of the noise ε . This is not accessible for the statistician and yields the main general error for the estimator obtained by early stopping. If we are to choose a deterministic threshold value κ in early stopping, then the natural value is $\kappa = \mathbb{E}[\|\varepsilon\|_n^2] = \sigma^2$. More generally, we have

$$\mathbb{E}[|\kappa - \|\varepsilon\|_n^2|] \leq \mathbb{E}[|\kappa - \sigma^2|] + \mathbb{E}[\|\sigma^2 - \|\varepsilon\|_n^2\|^{1/2}] \leq \mathbb{E}[|\kappa - \sigma^2|] + n^{-1/2} \text{Var}(\varepsilon_1^2)^{1/2}$$

and for $\kappa = \sigma^2$ the early stopping error will still be of order $n^{-1/2}$, which represents an intrinsic information loss due to early stopping, compare the lower bound in Blanchard, Hoffmann and Reiß (2018a).

The interpolation error is due to the fact that Π_{τ_b} is usually not a projection, in which case it vanishes. It must be analyzed for the concrete flow (Π_t) under consideration, which is done for the semi-global and global regression tree algorithms in Lemma 4.7 below. The cross-term is challenging to control because both arguments of the scalar product are random with a complex dependency structure. Section 4.3 below is devoted to controlling this term.

Proof. For $\kappa \in [0, \|Y\|_n^2]$ we have $R_\tau^2 = \kappa$ and we obtain by Lemma 3.9

$$\begin{aligned} \|\hat{F}_\tau - \hat{F}_{\tau_b}\|_n^2 &\leq |R_\tau^2 - R_{\tau_b}^2| \\ &= \left| \kappa - \|(\text{Id} - \Pi_{\tau_b})(f + \varepsilon)\|_n^2 \right| \\ &= \left| \kappa - \|(\text{Id} - \Pi_{\tau_b})f\|_n^2 - \|(\text{Id} - \Pi_{\tau_b})\varepsilon\|_n^2 - 2\langle (\text{Id} - \Pi_{\tau_b})f, (\text{Id} - \Pi_{\tau_b})\varepsilon \rangle_n \right| \\ &= \left| \kappa - \|\varepsilon\|_n^2 + 2\langle (\Pi_{\tau_b} - \Pi_{\tau_b}^2)\varepsilon, \varepsilon \rangle_n - 2\langle (\text{Id} - \Pi_{\tau_b})^2 f, \varepsilon \rangle_n \right|, \end{aligned}$$

where $\|(\text{Id} - \Pi_{\tau_b})f\|_n^2 = \|\Pi_{\tau_b}\varepsilon\|_n^2$ for the balanced oracle entered in the last line. For $\kappa > \|Y\|_n^2$ we stop at $\tau = 0$ such that

$$0 \leq R_\tau^2 - R_{\tau_b}^2 = \|Y\|_n^2 - R_{\tau_b}^2 < \kappa - R_{\tau_b}^2$$

holds. Hence, in this case, the first identity in the equation array above becomes an inequality, and the same upper bound holds. It remains to apply the triangle inequality. \square

4.2. General oracle inequalities

We directly obtain a first oracle-type inequality in expectation under subgaussian noise. While the results could also be achieved with high probability, doing so would lead to more involved formulations.

Theorem 4.5. *If the noise vector ε is $\bar{\sigma}$ -subgaussian in the sense that $\mathbb{E}[\exp(\langle \lambda, \varepsilon \rangle_n)] \leq \exp(\|\lambda\|_n^2 \bar{\sigma}^2 / (2n))$ for all $\lambda \in \mathbb{R}^n$, then the interpolation error satisfies*

$$2\mathbb{E}[\langle (\Pi_{\tau_b} - \Pi_{\tau_b}^2)\varepsilon, \varepsilon \rangle_n] \leq 16\bar{\sigma}^2 \log(n)n^{-1} \mathbb{E}[\text{trace}(\Pi_{\tau_b} - \Pi_{\tau_b}^2)]. \quad (4.1)$$

For the risk we obtain the early-stopping oracle-type inequality

$$\begin{aligned} \mathbb{E}[\|\hat{F}_\tau - f\|_n^2] &\leq 9\mathbb{E}\left[\inf_{t \in [0, n]} \left(\|(\text{Id} - \Pi_t)f\|_n^2 + \|\Pi_t\varepsilon\|_n^2 \right)\right] + 2\mathbb{E}[\|\varepsilon\|_n^2] \\ &\quad + 32\bar{\sigma}^2 \frac{\log(2n)}{n} \mathbb{E}[\text{trace}(\Pi_{\tau_b} - \Pi_{\tau_b}^2)] + 4\mathbb{E}\left[\left\langle \frac{(\text{Id} - \Pi_{\tau_b})^2 f}{\|(\text{Id} - \Pi_{\tau_b})f\|_n}, \varepsilon \right\rangle_n^2\right]. \end{aligned} \quad (4.2)$$

Here and in the sequel, we apply the convention

$$\frac{(\text{Id} - \Pi_{\tau_b})^2 f}{\|(\text{Id} - \Pi_{\tau_b})f\|_n} := 0 \text{ in case } (\text{Id} - \Pi_{\tau_b})f = 0. \quad (4.3)$$

4.6 Remark. The interpolation error bound (4.1) depends on the underlying generalized projection flow. For semi-global early stopping, it will be negligible, but for global early stopping, it matters. The numerical constants in (4.2) are explicit but could be optimized, depending on the size of the different terms. This also applies to all bounds obtained in the sequel.

Proof. Since all Π_t commute, there is one orthogonal matrix O , only depending on the projection flow, such that

$$D_t := O\Pi_t O^\top \text{ is diagonal for all } t. \quad (4.4)$$

For the interpolation term, we introduce $\tilde{\varepsilon} = O\varepsilon$ and obtain by diagonalization

$$\begin{aligned} \langle (\Pi_{\tau_b} - \Pi_{\tau_b}^2)\varepsilon, \varepsilon \rangle_n &= \langle (D_{\tau_b} - D_{\tau_b}^2)\tilde{\varepsilon}, \tilde{\varepsilon} \rangle_n = \frac{1}{n} \sum_{i=1}^n (D_{\tau_b} - D_{\tau_b}^2)_{ii} \tilde{\varepsilon}_i^2 \\ &\leq \text{trace}(D_{\tau_b} - D_{\tau_b}^2) n^{-1} \max_{i=1, \dots, n} \tilde{\varepsilon}_i^2. \end{aligned}$$

The Legendre transformation of $g(v) = e^v$ is $g^*(u) = u \log(u) - u$, that is $uv \leq e^v + u \log(u) - u$ holds for $u, v \geq 0$. For nonnegative random variables U, V with $\mathbb{E}[U \log(U)] < \infty$ and $\mathbb{E}[e^{\alpha V}] < \infty$ for some $\alpha > 0$ we insert $u = \frac{U}{\mathbb{E}[U]}$, $v = \alpha V - \log(\mathbb{E}[e^{\alpha V}])$ and take expectations to infer

$$\alpha \mathbb{E}[UV] \leq \log(\mathbb{E}[e^{\alpha V}]) \mathbb{E}[U] + \mathbb{E}[U \log(U)] - \log(\mathbb{E}[U]) \mathbb{E}[U].$$

By the $\bar{\sigma}$ -subgaussianity of ε also $\tilde{\varepsilon} = O\varepsilon$ is $\bar{\sigma}$ -subgaussian and we deduce that

$$\mathbb{E} \left[\exp \left(\alpha \max_{1 \leq i \leq n} \tilde{\varepsilon}_i^2 / \bar{\sigma}^2 \right) \right] \leq \sum_{i=1}^n \mathbb{E} \left[\exp \left(\alpha \tilde{\varepsilon}_i^2 / \bar{\sigma}^2 \right) \right] \leq 2n \text{ for } \alpha = 1/8,$$

by [Boucheron, Lugosi and Massart \(2013\)](#), Eq. (2.4), and thus

$$\frac{1}{8} \mathbb{E} \left[U \max_{i=1, \dots, n} \tilde{\varepsilon}_i^2 \bar{\sigma}^{-2} \right] \leq \log(2n) \mathbb{E}[U] + \mathbb{E}[U \log(U)] - \log(\mathbb{E}[U]) \mathbb{E}[U].$$

For $U = \text{trace}(D_{\tau_b} - D_{\tau_b}^2) = \text{trace}(\Pi_{\tau_b} - \Pi_{\tau_b}^2)$, we always have $U \log(U) \leq \log(n)U$ whence

$$\begin{aligned} \mathbb{E}[\langle (\Pi_{\tau_b} - \Pi_{\tau_b}^2)\varepsilon, \varepsilon \rangle_n] &\leq \mathbb{E} \left[n^{-1} \text{trace}(\Pi_{\tau_b} - \Pi_{\tau_b}^2) \max_{i=1, \dots, n} \tilde{\varepsilon}_i^2 \right] \\ &\leq 16\bar{\sigma}^2 \log(2n) n^{-1} \mathbb{E}[\text{trace}(\Pi_{\tau_b} - \Pi_{\tau_b}^2)] \end{aligned}$$

and we arrive at (4.1).

To establish (4.2), we bound for any $\delta > 0$, using $2AB \leq \delta A^2 + \delta^{-1}B^2$,

$$2 \mathbb{E} \left[\langle (\text{Id} - \Pi_{\tau_b})^2 f, \varepsilon \rangle_n \right] \leq \delta \mathbb{E} \left[\|\text{Id} - \Pi_{\tau_b}\|_n^2 \right] + \delta^{-1} \mathbb{E} \left[\left\langle \frac{(\text{Id} - \Pi_{\tau_b})^2 f}{\|\text{Id} - \Pi_{\tau_b}\|_n}, \varepsilon \right\rangle_n^2 \right],$$

which holds in particular also under convention (4.3). Therefore we find by triangle inequality and Lemma 4.2

$$\begin{aligned} \mathbb{E}[\|\hat{F}_\tau - f\|_n^2] &\leq 2 \mathbb{E}[\|\hat{F}_{\tau_b} - f\|_n^2] + 2 \mathbb{E}[\|\hat{F}_\tau - \hat{F}_{\tau_b}\|_n^2] \\ &\leq (4 + 2\delta) \mathbb{E}[\|\text{Id} - \Pi_{\tau_b}\|_n^2] + 4 \mathbb{E}[\|\Pi_{\tau_b} \varepsilon\|_n^2] + 2 \mathbb{E}[\|\kappa - \|\varepsilon\|_n^2] \\ &\quad + 32\bar{\sigma}^2 \frac{\log(2n)}{n} \mathbb{E}[\text{trace}(\Pi_{\tau_b} - \Pi_{\tau_b}^2)] + 2\delta^{-1} \mathbb{E} \left[\left\langle \frac{(\text{Id} - \Pi_{\tau_b})^2 f}{\|\text{Id} - \Pi_{\tau_b}\|_n}, \varepsilon \right\rangle_n^2 \right]. \\ &\leq (8 + 2\delta) \mathbb{E} \left[\inf_{t \in [0, n]} \left(\|\text{Id} - \Pi_t\|_n^2 + \|\Pi_t \varepsilon\|_n^2 \right) \right] + 2 \mathbb{E}[\|\kappa - \|\varepsilon\|_n^2] \\ &\quad + 32\bar{\sigma}^2 \frac{\log(2n)}{n} \mathbb{E}[\text{trace}(\Pi_{\tau_b} - \Pi_{\tau_b}^2)] + 2\delta^{-1} \mathbb{E} \left[\left\langle \frac{(\text{Id} - \Pi_{\tau_b})^2 f}{\|\text{Id} - \Pi_{\tau_b}\|_n}, \varepsilon \right\rangle_n^2 \right]. \end{aligned}$$

Inequality (4.2) follows with the choice $\delta = 1/2$. \square

Next, we provide bounds for the interpolation error.

Lemma 4.7. *Consider the generalized projection flow (Π_t) from Example 3.3 for semi-global and global early stopping. Then the interpolation error satisfies*

$$32\bar{\sigma}^2 \log(2n)n^{-1} \mathbb{E}[\text{trace}(\Pi_{\tau_b} - \Pi_{\tau_b}^2)] \leq \begin{cases} 8\bar{\sigma}^2 \log(2n)n^{-1}, & \text{semi-global,} \\ 8\bar{\sigma}^2 \log(2n)n^{-1} \mathbb{E}[\|\Pi_{\tau_b}\|_{HS}^2 \vee 1], & \text{global.} \end{cases}$$

4.8 Remark. Naturally, the global bound is larger than the semi-global. The global bound is formulated in terms of the Hilbert-Schmidt norm $\|\Pi_{\tau_b}\|_{HS}$ because for independent Π_t , the stochastic error satisfies

$$\mathbb{E}[\|\Pi_t \varepsilon\|_n^2] = \sigma^2 n^{-1} \mathbb{E}[\|\Pi_t\|_{HS}^2] \leq \frac{\sigma^2 t}{n},$$

using $\|\Pi_t\|_{HS}^2 \leq \text{trace}(\Pi_t) = t$. Standard entropy arguments, compare Remark 2 of Klusowski and Tian (2024) and the proof of their Theorem 4.3, yield the following order for the dependent CART case and random τ_b

$$\mathbb{E}[\|\Pi_{\tau_b} \varepsilon\|_n^2] \lesssim \frac{\sigma^2 \mathbb{E}[\tau_b] \log^2(n) \log(dn)}{n}, \quad (4.5)$$

where the factor $\log^2(n)$ takes care of the possibly unbounded support of ε_i . This upper bound for the stochastic error at the balanced oracle has a larger order than the bounds of Lemma 4.7, suggesting that the interpolation error is asymptotically negligible.

Proof. In the semi-global setting of Example 3.3, it suffices to note that

$$\Pi_t - \Pi_t^2 = ((1-\alpha)\Pi_k + \alpha\Pi_{k+1}) - ((1-\alpha^2)\Pi_k + \alpha^2\Pi_{k+1}) = \alpha(1-\alpha)(\Pi_{k+1} - \Pi_k), \quad (4.6)$$

implying $\sup_t \text{trace}(\Pi_t - \Pi_t^2) \leq \frac{1}{4}$.

In the global case, we have $\Pi_t - \Pi_t^2 = \alpha(1-\alpha)(\Pi_{k_{g(t)+1}} - \Pi_{k_{g(t)}})$ and $k_{g(t)+1} \leq 2k_{g(t)} \vee 1$. This gives

$$\text{trace}(\Pi_t - \Pi_t^2) = \alpha(1-\alpha)(k_{g(t)+1} - k_{g(t)}) \leq (k_{g(t)} \vee 1)/4 \leq (\text{trace}(\Pi_t^2) \vee 1)/4.$$

With $\|\Pi_t\|_{HS}^2 = \text{trace}(\Pi_t^2)$ the result follows. \square

4.3. Bounding the cross term

The cross-term is much harder to control. First, we derive a bound in the advantageous setting where the generalized projection flow is independent of $(X_i, Y_i)_{i=1, \dots, n}$, e.g. obtained from an independent sample. This setting is similar to the centered forest initially introduced in a technical report of Breiman (2004), which simplifies the random forest. Further theoretical results under this assumption are developed by Biau (2012) and Klusowski (2021). An analysis of early stopping for deterministic (or independent) projections is conducted in Blanchard, Hoffmann and Reiß (2018a) but with respect to a deterministic oracle, which simplifies the treatment of the cross term. Here, the independent case serves mainly as a benchmark result.

Proposition 4.9. *If the generalized projection flow (Π_t) is independent of the observations $(X_i, Y_i)_{i=1, \dots, n}$ and $\varepsilon_i \sim N(0, \sigma^2)$ conditional on X_i , then*

$$4 \mathbb{E} \left[\left\langle \frac{(\text{Id} - \Pi_{\tau_b})^2 f}{\|(\text{Id} - \Pi_{\tau_b})^2 f\|_n}, \varepsilon \right\rangle_n^2 \right] \leq 16 \frac{\sigma^2 \log(\sqrt{2n})}{n},$$

where convention (4.3) is in force.

Proof. See Appendix 7. □

4.10 Remark. As the proof reveals, we can generalize the preceding result to subgaussian noise vectors ε for which $\mathbb{E}[(O\varepsilon)_k(O\varepsilon)_l | (X_i, (O\varepsilon)_i^2)_{i=1, \dots, n}] = 0$ holds for $k \neq l$ and the orthogonal transformation O diagonalizing the flow (Π_t) . If we require this property for all orthogonal transformations, however, it is not clear whether any interesting class of distributions beyond the Gaussian qualifies.

Now, we allow the projections (Π_t) to be data-driven and to depend arbitrarily on the data $(X_i, Y_i)_{i=1, \dots, n}$. This aligns with the standard CART splitting criterion, analyzed theoretically in [Scornet, Biau and Vert \(2015\)](#), [Chi et al. \(2022\)](#) and [Klusowski and Tian \(2024\)](#).

Proposition 4.11. *Suppose that ε is $\bar{\sigma}$ -subgaussian and that the data-driven generalized projection flow (Π_t) is generated by semi-global or global early stopping. Then the cross term satisfies (noting convention (4.3))*

$$4 \mathbb{E} \left[\left\langle \frac{(\text{Id} - \Pi_{\tau_b})^2 f}{\|(\text{Id} - \Pi_{\tau_b})^2 f\|_n}, \varepsilon \right\rangle_n^2 \right] \leq 16 \frac{\bar{\sigma}^2 \mathbb{E}[\tau_b + 1] \log(dn)}{n}.$$

Proof. See Appendix 7. □

The proof relies on bounding the number of all possible projections after k_g splits, which is also the complexity measure underlying the results by [Nobel \(1996\)](#); [Klusowski and Tian \(2024\)](#) and Theorem 1 of [Scornet, Biau and Vert \(2015\)](#). For the original data-driven splitting in CART, as described in Section 2.2, there are at most $d(n-1)$ different options for splitting in all d coordinate directions and at all interstices between the n data points. Thus, $(dn)^{k_g}$ bounds the number of possible projections, which leads to the entropy-type bound $\mathbb{E}[\log((dn)^{\tau_b+1})] = \mathbb{E}[\tau_b + 1] \log(dn)$ in the proof.

Better bounds can be reached if we can restrict the number of possible partitions along the tree growth with high probability. For example, for additive regression functions in s covariates with s much smaller than d , Proposition 1 of [Scornet, Biau and Vert \(2015\)](#) shows that asymptotically only splits in the s relevant coordinate directions occur. If this can be ensured, then the bound $\mathbb{E}[\tau_b + 1] \log(sn)$ in terms of the intrinsic dimension s applies.

The maximal deviation inequality in our argument does not profit from any correlation between $\langle (\text{Id} - \Pi)^2 f, \varepsilon \rangle_n$ for different projections Π . The problem is that for Π, Π' , where $\|(\text{Id} - \Pi)^2 f - (\text{Id} - \Pi')^2 f\|_n$ is small, the intrinsic normalised distance $\left\| \frac{(\text{Id} - \Pi)^2 f}{\|(\text{Id} - \Pi)^2 f\|_n} - \frac{(\text{Id} - \Pi')^2 f}{\|(\text{Id} - \Pi')^2 f\|_n} \right\|_n$ might still be large because the approximation-type error $\|(\text{Id} - \Pi)^2 f\|_n$ in the denominator is typically small.

Only in the case $d = 1$, a partial summation (or integration by parts) argument for bounded variation functions f yields a useful cross-term bound of order $\bar{\sigma}^2 n^{-1/2}$. This improves the bound of Proposition 4.11 for all $\tau_b \geq n^{1/2}$ and is

not larger than the typical order of the early stopping error. Unfortunately, the novel approach by Klusowski and Tian (2024) for analyzing the impurity gain in additive models of bounded variation seems to give only suboptimal bounds for our cross-term. So, improvements in the case $d \geq 2$ of interest remain open.

4.4. Main results for semi-global and global early stopping

We obtain the major theoretical results concerning early stopping for regression trees.

Theorem 4.12 (Semi-global early stopping, independent splitting). *If the projection flow (Π_t) for semi-global early stopping is independent of $(X_i, Y_i)_{i=1, \dots, n}$ and $\varepsilon_i \sim N(0, \sigma^2)$ conditional on X_i , then the risk of semi-global early stopping satisfies the oracle inequality*

$$\mathbb{E}[\|\hat{F}_\tau - f\|_n^2] \leq 9 \inf_{t \in [0, n]} \mathbb{E}[\|\hat{F}_t - f\|_n^2] + 2 \mathbb{E}[\|\kappa - \|\varepsilon\|_n^2] + 48 \frac{\sigma^2 \log(2n)}{n}.$$

4.13 Remark. As discussed in Remark 4.4, the early-stopping error $\mathbb{E}[\|\kappa - \|\varepsilon\|_n^2]$ is usually of order $\sigma^2 n^{-1/2}$ or larger and thus clearly dominates the last term in this bound. Typically, the oracle error will have a larger order than $n^{-1/2}$, having in mind that $n^{-2/(d+2)}$ is the best achievable minimax rate for estimating Lipschitz-continuous f in dimension d and noting $n^{-2/(d+2)} \geq n^{-1/2}$ already for $d \geq 2$. Then, the semi-global early stopping error under independent splitting will attain the same risk as the oracle, up to a small numerical factor.

Usual convergence rate results for regression trees are even much slower than the nonparametric minimax rates and utilize modified splitting techniques; see, e.g., Genuer (2012), Biau (2012), Klusowski (2021) and the overview in Zhang, Ji and Bradic (2024).

Proof. Insert into the oracle inequality of Theorem 4.5 the semi-global interpolation error bound of Lemma 4.7 and the cross-term bound of Proposition 4.9 and note

$$\begin{aligned} \mathbb{E} \left[\inf_{t \in [0, n]} \left(\|\text{Id} - \Pi_t\| f\|_n^2 + \|\Pi_t \varepsilon\|_n^2 \right) \right] &\leq \inf_{t \in [0, n]} \mathbb{E} \left[\|\text{Id} - \Pi_t\| f\|_n^2 + \|\Pi_t \varepsilon\|_n^2 \right] \\ &= \inf_{t \in [0, n]} \mathbb{E}[\|\hat{F}_t - f\|_n^2], \end{aligned}$$

by the independence of Π_t from noise and design. \square

Theorem 4.14 (Global early stopping, independent splitting). *If the projection flow (Π_t) for global early stopping is independent of $(X_i, Y_i)_{i=1, \dots, n}$ and $\varepsilon_i \sim N(0, \sigma^2)$ conditional on X_i , then the risk of global early stopping satisfies the oracle inequality*

$$\begin{aligned} \mathbb{E}[\|\hat{F}_\tau - f\|_n^2] &\leq 9 \inf_{t \in [0, n]} \mathbb{E}[\|\hat{F}_t - f\|_n^2] + 2 \mathbb{E}[\|\kappa - \|\varepsilon\|_n^2] \\ &\quad + 8 \frac{\sigma^2 \log(2n)}{n} (\mathbb{E}[\|\Pi_{\tau_b}\|_{HS}^2 \vee 1] + 2). \end{aligned}$$

4.15 Remark. For global early stopping, the interpolation error will clearly dominate the cross-term under independent splitting. As discussed in Remark 4.8,

compared to the error at the balanced oracle, the interpolation error is usually still negligible.

This relatively large interpolation error might be disappointing at first sight, but note that we compare with the error at the best-interpolated oracle. This term would disappear if we had considered the oracle error among the projections at the generations only. The positive twist is that interpolation of globally grown trees might significantly improve the estimators, which is also apparent in the simulation results below (Figure 6.1, Figure 6.2 and Table 6.2).

Proof. The proof is as for the semi-global case in Theorem 4.12, but using the global interpolation error bound of Lemma 4.7. \square

Theorem 4.16 (Semi-global and global early stopping, dependent splitting). *If the noise vector ε is $\bar{\sigma}$ -subgaussian, then the risk at semi-global and global early stopping, respectively, satisfies the oracle-type inequality*

$$\begin{aligned} \mathbb{E}[\|\hat{F}_\tau - f\|_n^2] &\leq 9 \mathbb{E} \left[\inf_{t \in [0, n]} \left(\|(\text{Id} - \Pi_t)f\|_n^2 + \|\Pi_t \varepsilon\|_n^2 \right) \right] + 2 \mathbb{E}[\|\kappa - \|\varepsilon\|_n^2] \\ &\quad + 24 \frac{\bar{\sigma}^2 \log((d \vee 2)n)}{n} \mathbb{E}[\tau_b + 1]. \end{aligned}$$

4.17 Remark. In the most interesting case of dependent splitting, the universal cross-term bound of order $\log(dn)n^{-1} \mathbb{E}[\tau_b]$ dominates the interpolation error so that the advantage of semi-global splitting disappears. It is still not larger than the standard stochastic error bound for regression trees, compare Remark 4.8. Compared to Blanchard, Hoffmann and Reiß (2018a); Stankewitz (2024) and Hucker and Reiß (2024), the cross-term bound is much larger because of the high statistical complexity of the standard CART algorithm. In all results of the literature on regression trees a $\log(dn)$ -factor appears additionally to minimax rates over classical function spaces and the last remainder term in the oracle inequality will become asymptotically negligible.

Proof. Insert into the oracle inequality of Theorem 4.5 the global interpolation error bound of Lemma 4.7, also valid in the semi-global case, and the cross-term bound of Proposition 4.11. Note $\|\Pi_{\tau_b}\|_{HS}^2 \leq \tau_b$ and simplify the constants. \square

4.18 Remark. We do not consider the out-of-sample prediction error here. The transfer of bounds from the empirical to the population prediction error depends on the regression tree algorithms and often requires some additional assumptions. General results are obtained by Wager and Walther (2015) in the case where the splitting rule ensures a minimal percentage of the parent node's sample size also for the child nodes. Other results are obtained, e.g., by Nobel (1996) and Klusowski and Tian (2024). Let us stress that our early stopping error bounds, though specialized to the original CART algorithm, hold in much wider generality, in particular they apply verbatim to more constrained tree growing algorithms, reducing the number of potential splits.

5. Implementation and application to real data

In this section, we discuss the nearest neighbour estimator for σ^2 , cost-complexity post-pruning and an improved two-step procedure. Then empirical results for standard data sets are presented and compared.

5.1. Noise level estimation

We want to choose the threshold κ close to the noise level $\|\varepsilon\|_n^2$ or its expectation σ^2 . To this end, nearest neighbour estimators of σ^2 are simple and suitable for random design in higher dimensions. Under Lipschitz smoothness of the regression function f , they can achieve the rate $n^{-1/2} \vee n^{-2/d}$ (Devroye et al., 2013), which is of smaller order than the minimax estimation rate $n^{-2/(2+d)}$ for f . Our implementation makes use of the nearest-neighbour estimator

$$\hat{\sigma}^2 = \frac{1}{n} \sum_{i=1}^n Y_i^2 - \frac{1}{n} \sum_{i=1}^n Y_i Y_{nn(i)}, \quad (5.1)$$

proposed by Devroye et al. (2018) and building up on results of Biau and Devroye (2015), where $X_{nn(i)}$ is the nearest neighbour of X_i with respect to the Euclidean distance in \mathbb{R}^d and $Y_{nn(i)}$ is the corresponding response.

In practice, the estimator $\hat{\sigma}^2$ is biased upwards, which leads our stopping algorithms to terminate slightly earlier than intended. We can understand this in the case $\{X_{nn(i)} | i = 1, \dots, n\} = \{X_j | j = 1, \dots, n\}$, where

$$\begin{aligned} \hat{\sigma}^2 &= \frac{1}{2} \left(\frac{1}{n} \sum_{i=1}^n Y_i^2 - \frac{2}{n} \sum_{i=1}^n Y_i Y_{nn(i)} + \frac{1}{n} \sum_{i=1}^n Y_{nn(i)}^2 \right) \\ \Rightarrow \mathbb{E}[\hat{\sigma}^2] &= \sigma^2 + \frac{1}{2n} \sum_{i=1}^n \mathbb{E}[(f(X_i) - f(X_{nn(i)}))^2] \geq \sigma^2. \end{aligned}$$

Here, we do not pursue further improvements of $\hat{\sigma}^2$, which nevertheless would have the potential to generate somewhat better results for early stopping in practice.

5.2. Cost-complexity pruning

The state-of-the-art approach for determining the structure of a regression tree is cost-complexity pruning with weakest-link pruning (also called post-pruning), as introduced by Breiman et al. (1984) and discussed in Zhou and Mentch (2023). Oracle inequalities in a similar spirit to our work are developed by Gey and Nedelec (2005).

Let $T \preceq T_n$ mean that T is a subtree of the fully grown tree T_n , which has n terminal nodes. The pruned subtree shares the same root node as the fully grown tree. By Theorem 10.9 of Breiman et al. (1984), there exists a unique subtree that minimizes the risk function for a given cost-complexity hyperparameter λ

$$T_\lambda = \operatorname{argmin}_{T \preceq T_n} \{R^2(T) + \lambda|T|\}, \quad (5.2)$$

where $R^2(T)$ denotes the residual norm of subtree T . After growing the tree to its full depth, the weakest-link pruning searches iteratively for the internal node to collapse, which increases $R^2(T)$ the least. This procedure is repeated iteratively until only the root node is left. As a result, a sequence of increasing hyperparameters is obtained, denoted by Λ_{prun} . This sequence of hyperparameters corresponds to a sequence of pruned subtrees with decreasing complexity, such that $\lambda = 0$ gives T_n , and a sufficiently large hyperparameter results in the

root node. Each hyperparameter can be substituted into Equation 5.2, giving a unique pruned regression tree.

In our simulation and empirical applications, the optimal hyperparameter $\lambda_{\text{opt}} \in \Lambda_{\text{prun}}$ is selected using 5-fold cross-validation. The pruned regression tree estimator is then denoted as $\hat{F}_{\text{prun}} = \hat{F}(\lambda_{\text{opt}})$, where the simplified notation \hat{F}_{prun} is used subsequently. The oracle is determined by selecting the pruned subtree that minimizes the error on a test set, denoted by subscript n' . We use the relative efficiency as a performance measure, which quantifies the performance of the pruned estimator relative to its oracle, defined as $\min_{\lambda \in \Lambda_{\text{prun}}} \|\hat{F}(\lambda) - f\|_{n'} / \|\hat{F}_{\text{prun}} - f\|_{n'}$.

5.3. A two-step procedure

We propose a two-step procedure by combining the advantages of a first step, a top-down early-stopping approach, and a second step, a bottom-up pruning approach. The procedure inherits the computational advantage of the early stopping rule in the first step, while the bottom-up nature of the second pruning step allows more flexibility in building the final regression tree by using less biased data. In simple truncated series estimation, a two-step approach combining early stopping with AIC-like model selection was analyzed in Blanchard, Hoffmann and Reiß (2018a). A similar approach for boosting has been taken by Stankewitz (2024), and in both cases, the practical performance is convincing.

The procedure is described in Algorithm 5.1. We consider the global early stopping at generation \hat{g} , according to Definition 3.1 with threshold κ . To further reduce the risk of potential underfitting, we consider the tree obtained at generation $\hat{g} + 1$ as a starting point for cost-complexity pruning. This is similar to Stankewitz (2024), where the threshold is reduced to 0.9κ . The sequence of pruning parameters $\Lambda_{2\text{step}}$ is different since we do not use the fully grown tree T_n , as in the previous section. Further, the number of potential hyperparameters to consider is substantially smaller after stopping early in the first step, such that we do not need to consider the full path of pruning hyperparameters as in Section 5.2.

The optimal tuning parameter $\lambda'_{\text{opt}} \in \Lambda_{2\text{step}}$ is determined by 5-fold cross-validation. Note that both hyperparameter choices λ_{opt} (pruning) and λ'_{opt} (two-step) are not guaranteed to be equal. Our empirical results indicate, however, that the two-step estimator is often quite similar to the pruned estimator from Section 5.2. The analysis of this two-step procedure is challenging because of the intricate dependency between the first and second-stage results. We leave the theory for future research. Similar to the pruned estimator, we define the relative efficiency of the two-step estimator as $\min_{\lambda \in \Lambda_{2\text{step}}} \|\hat{F}(\lambda) - f\|_{n'} / \|\hat{F}_{2\text{step}} - f\|_{n'}$

Algorithm 5.1 Two-step procedure

- 1: Grow the early stopped regression tree as in Algorithm 3.1, resulting in estimator $\hat{F}_{\hat{g}_{\text{glob}}}$
 - 2: Apply cost-complexity pruning to get the sequence of cost-complexity hyperparameters for $\hat{F}_{\hat{g}_{\text{glob}}+1}$, denoted as $\Lambda_{2\text{step}}$
 - 3: Determine the optimal hyperparameter $\lambda'_{\text{opt}} \in \Lambda_{2\text{step}}$ by 5-fold cross-validation
 - 4: Output: Two-step regression tree estimator $\hat{F}_{2\text{step}} = \hat{F}_{2\text{step}}(\lambda'_{\text{opt}})$
-

Data set	d, n	Pruning	Global	Global Int	Two-Step	Semi
Boston	14, 506	3.89 (23/17s)	4.87 (8/0.3s)	5.12 (8/0.3s)	3.97 (8/1s)	5.35 (5/0.6s)
Comm.	100, 1994	0.15 (8/158s)	0.15 (8/3s)	0.16 (8/3s)	0.15 (8/14s)	0.17 (26/7s)
Abalone	8, 4177	2.34 (20/112s)	2.38 (16/2s)	2.41 (16/2s)	2.33 (22/8s)	2.58 (51/2s)
Ozone	9, 330	4.75 (8/8s)	4.72 (8/0.1s)	4.68 (8/0.1s)	4.74 (10/1s)	5.05 (7/0.2s)
Forest	11, 517	38.79 (6/10s)	32.94 (4/0.08s)	31.98 (4/0.08s)	31.51 (3/0.4s)	32.81 (3/0.1s)

TABLE 5.1

Median RMSE (in brackets: median terminal nodes/median run times in seconds) for different datasets and methods.

5.4. Data application

We apply the early stopped regression tree on the following publicly available benchmark datasets. The datasets *Ozone*, *Forest Fires*, *Abalone*, *Communities*, and *Crime* were sourced from the UCI Machine Learning Repository. In addition, the *Boston* and *Ozone* datasets were accessed via the `MASS` and `mlbench` packages in R, respectively.

We split the data randomly into 90% training data and 10% test data. The estimators are fitted using the training data, and their performance is evaluated on the untouched test data. This procedure is repeated $M = 300$ times, and the median¹ across the Monte Carlo iterations is reported. As a performance measure, we calculate the root mean squared error (RMSE) on the test set. The critical value for the early stopped estimator is taken to be $\kappa = \hat{\sigma}^2$, where the nearest neighbour estimator $\hat{\sigma}^2$ is obtained on the training data as outlined in (5.1). The RMSE for different data sets is reported in Table 5.1, together with the number of terminal nodes and the computational run times.

The prediction performance of the early stopping methods and the cost-complexity pruning are seen to be on par. The running time, however, of the early stopped estimators compared to the pruning run times is faster by a factor of around 50, consistently across all data sets. The reason is that cross-validation is not required for our proposed stopping methods, and that the early stopped regression tree is not grown until its full depth. The number of terminal nodes is similar across the estimators, with a tendency for semi-global stopping to have slightly more nodes than global stopping. The early stopping methods outperform pruning in the ozone and forest datasets. For the Boston data, the pruning and two-step methods perform better than the pure early stopping methods.

6. Simulation results

The simulations are divided into a low-dimensional setting ($d = 5$) and a moderately high-dimensional setting ($d = 30$) for sample size $n = 1000$. Additional simulations with higher dimensions ($d = 100$) and smaller sample size ($n = 100$) are conducted to underline the scope of the proposed algorithms.

¹Taking the mean instead of the median across the Monte Carlo iterations gives similar results.

Method	Stopping rule	Estimator	Relative efficiency
Pruning	Section 5.2	\hat{F}_{prun}	$\frac{\min_{\lambda \in \Lambda_{\text{prun}}} \ \hat{F}(\lambda) - f\ _{n'}}{\ \hat{F}_{\text{prun}} - f\ _{n'}}$
Global	Definition 3.1	$\hat{F}_{\hat{g}_{\text{glob}}}$	$\frac{\min_{t \in [0, n]} \ \hat{F}_t - f\ _{n'}}{\ \hat{F}_{\hat{g}_{\text{glob}}} - f\ _{n'}}$
Global Int	Definition 4.1	\hat{F}_{τ}	$\frac{\min_{t \in [0, n]} \ \hat{F}_t - f\ _{n'}}{\ \hat{F}_{\tau} - f\ _{n'}}$
Two-Step	Section 5.3	$\hat{F}_{2\text{step}}$	$\frac{\min_{\lambda \in \Lambda_{2\text{step}}} \ \hat{F}(\lambda) - f\ _{n'}}{\ \hat{F}_{2\text{step}} - f\ _{n'}}$
Semi-global	Definition 3.1	$\hat{F}_{\hat{g}_{\text{semi}}}$	$\frac{\min_{g \in \{0, \dots, n\}} \ \hat{F}_g - f\ _{n'}}{\ \hat{F}_{\hat{g}_{\text{semi}}} - f\ _{n'}}$

TABLE 6.1

Overview of stopping methods and the estimator-specific relative efficiency. The errors are calculated on the test set, denoted by subscript n' .

6.1. Simulation A: low-dimensional setting

Following the simulation setup of [Chaudhuri and Chatterjee \(2023\)](#), we adjust the rectangular, circular, and elliptical signals for random design in dimension $d = 5$. Additionally, we include a trigonometric signal. The design is uniform on the unit hyper-cube with $X_i \stackrel{\text{iid}}{\sim} U(0, 1)^5$, $i = 1, \dots, n$, and $n = 1000$ observations for both the training and test sets. In $M = 300$ Monte Carlo runs we simulate data according to (2.1) with i.i.d. noise variables $\varepsilon_i \sim N(0, 1)$ and regression functions for $x = (x_1, \dots, x_5)$

$$\text{Rectangular: } f(x) = \mathbf{1}\left(\frac{1}{3} \leq x_1, x_2 \leq \frac{2}{3}\right),$$

$$\text{Circular: } f(x) = \mathbf{1}\left((x_1 - \frac{1}{2})^2 + (x_2 - \frac{1}{2})^2 \leq \frac{1}{16}\right),$$

$$\text{Sine cosine: } f(x) = \sin(x_1) + \cos(x_2),$$

$$\text{Elliptical: } f(x) = 20 \exp\left(-5\left((x_1 - \frac{1}{2})^2 + (x_2 - \frac{1}{2})^2 - 0.9(x_1 - \frac{1}{2})(x_2 - \frac{1}{2})\right)\right).$$

6.2. Simulation B: high-dimensional setting

Following the simulation setup of [Haris, Simon and Shojaie \(2022\)](#), the covariates are drawn as $X_i \stackrel{\text{iid}}{\sim} U(-2.5, 2.5)^{30}$ and the noise variables as $\varepsilon_i \sim N(0, 1)$. We generate $n = 1000$ observations each for the training and the test set with a regression function determined by the additive model

$$f(x) = g_1(x_1) + g_2(x_2) + g_3(x_3) + g_4(x_4), \quad x \in \mathbb{R}^{30}.$$

The functions g_j are taken out of the class of smooth functions, step functions, linear splines or Hills-type functions, see the illustration in Figure A.1 in the [Appendix](#).

6.3. Estimator-specific relative efficiency

We assess the adaptation of early stopping to the best (oracle) estimator obtained along the tree growing procedure by its relative efficiency for each Monte Carlo run, see e.g. [Blanchard, Hoffmann and Reiß \(2018a\)](#) and [Stankewitz](#)

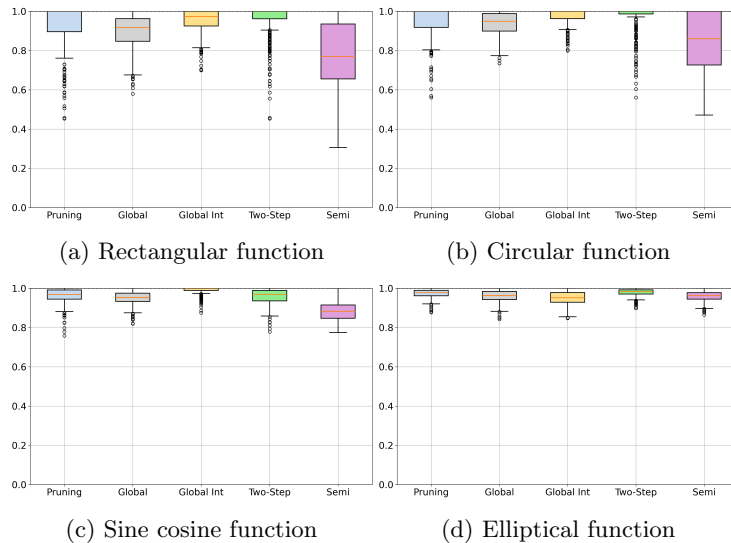


Fig 6.1: Relative efficiency for low-dimensional signals. Higher values are better.

(2024). The relative efficiency is evaluated on the unseen test data and is, by definition, the better, the closer it comes to the best possible value 1. The respective definitions are given in Table 6.1. For the non-interpolated global early stopping estimators, we take as a benchmark the interpolated global oracle estimator, which does not suffer from possible overshooting from one generation to the other, compare also Remark 4.15. Keeping in mind that the different sequential tree growing algorithms naturally give different regularization paths $(\hat{F}_t, t \in [0, n])$, we compare the practical performance of the corresponding oracle estimators in Section 6.4 below.

For cost-complexity pruning, we first generate the sequence of cost-complexity hyperparameters $(\lambda_h)_{h=1}^H$, for $\lambda_h \in \Lambda_{prun}$. We then discard any hyperparameter λ_h where $R(T_{\lambda_h}) - R(T_{\lambda_{h-1}}) > 0.01$ for $h = 1, \dots, H$, along with its corresponding subtrees T_{λ_h} . This additional step avoids a significant increase in computational cost from applying cross-validation across the full sequence $(\lambda_h)_{h=1}^H$, without sacrificing performance². The same approach is applied within the two-step procedure, where pruning is performed on the tree of depth $\hat{g} + 1$.

The estimator-specific relative efficiency, with threshold value $\kappa = \sigma^2$, is illustrated in boxplots for the low- and high-dimensional simulations in Figures 6.1 and 6.2, respectively. The relative efficiency is constantly above 0.5 so that the errors for the early stopping and pruning estimators are always smaller than twice the associated oracle errors. Often, the median relative efficiency is around 0.9, which is surprisingly good for a nonparametric adaptation problem. This applies quite homogeneously across all five methods and eight simulation settings.

Comparing the different results in Figures 6.1 and 6.2, we note three conspic-

²This step is heuristically motivated, since the full path of cost-complexity hyperparameters can potentially include many elements and thus hinder practical feasibility of pruning. In contrast, the early stopping does not face this issue.

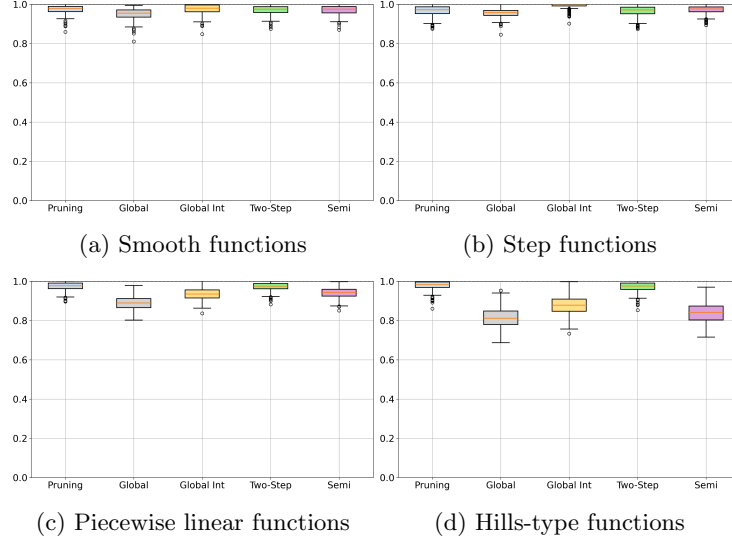


Fig 6.2: Relative efficiencies for high-dimensional additive signals. Higher values are better.

uous features. First, interpolation clearly improves the performance for global early stopping. Second, the semi-global relative efficiency closely matches the global relative efficiency across most simulated functions, except the *rectangular* and *circular* functions in Figure 6.1. This is evidently explained by the smaller semi-global oracle error for these examples, compare Figure 6.3(a) below. The overall semi-global prediction error for these examples, as well as the other low dimensional examples, is in fact better than the global early stopping error, see Table 6.2 below. Third, the relative efficiencies in high dimensions tend to be higher, caused by larger oracle errors, with the exception of the *Hills-type function* model, where the global and the semi-global early stopping suffers from stopping too late. This is indicated by the number of terminal nodes of the estimator compared to its oracle in Table 6.3. Finally, there is no significant difference between the relative efficiencies of early stopping and pruning for low-dimensional and high-dimensional simulations, except for the *Hills-type* example, for the aforementioned reason.

6.4. Oracle comparison

We compare the pruned, global, and semi-global oracles by the following ratios for each Monte Carlo run:

$$\begin{aligned}
 (\text{global to semi-global}) \quad \rho_{glob,semi} &= \min_{t \in [0,n]} \|\hat{F}_t - f\|_{n'} / \min_{g \in \{0,\dots,n\}} \|\hat{F}_g - f\|_{n'}, \\
 (\text{pruning to semi-global}) \quad \rho_{prun,semi} &= \min_{\lambda \in \Lambda_{prun}} \|\hat{F}_\lambda - f\|_{n'} / \min_{g \in \{0,\dots,n\}} \|\hat{F}_g - f\|_{n'}.
 \end{aligned}$$

These oracle ratios are presented as boxplots in Figure 6.3. The first row shows that the oracle errors between the semi-global and global stopping methods

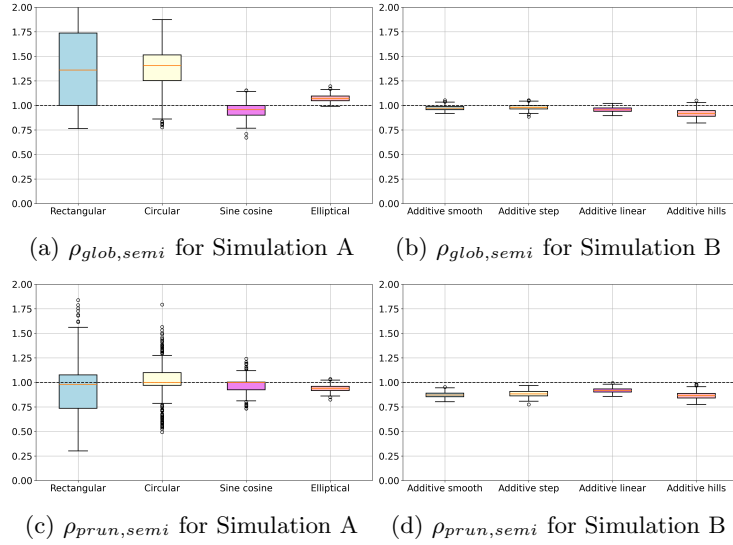


Fig 6.3: Different oracle ratios: $\rho_{glob,semi}$ is global/semi-global (values smaller than one are in favor of global); $\rho_{prun,semi}$ is pruning/semi-global (values smaller than one are in favor of pruning).

are often very close. For the *rectangular* and *circular* functions, however, the semi-global oracle performs significantly better. This is because the breadth-first algorithm splits all nodes at a given generation, which, in the case of these simple geometric boundaries, leads to several unnecessary splits in regions without signal. The global oracle thus suffers from the strongly varying local regularity, while the semi-global oracle much better adapts locally.

The second row of Figure 6.3 compares the pruning oracle to the semi-global oracle. The performance is quite similar, with slight advantages for pruning. For example, the oracle of the *elliptical* example is slightly more accurate for pruning, which is due to the bottom-up nature of the pruning. The first row of Figure 6.3 for the *elliptical* example shows that the semi-global oracle performs slightly better than the global oracle while having fewer terminal nodes, compare Table 6.3.

6.5. Total prediction error

The prediction error is measured as the root mean squared error (RMSE), see the denominator in Table 6.1. We present the median prediction error across the Monte Carlo runs together with the respective median oracle error in Table 6.2 for noise level σ^2 .

The two-step oracle achieves a performance comparable to the pruning oracle while being faster to compute (see Table 6.3). Hence, the two-step procedure effectively combines the computational efficiency of the global early-stopping method with the bottom-up nature of cost-complexity pruning. For comparison, growing the tree to its full depth yields higher median RMSE values than all the competing algorithms. Thus, we effectively improve the prediction performance

	Pruning	Global	Global Int	Two-Step	Semi	Deep
Rectangular	0.21 (0.20)	0.33 (0.30)	0.31 (0.30)	0.20 (0.19)	0.30 (0.22)	1.05
Circular	0.25 (0.24)	0.36 (0.34)	0.35 (0.34)	0.24 (0.24)	0.30 (0.24)	1.06
Sine cosine	0.21 (0.19)	0.21 (0.18)	0.20 (0.18)	0.20 (0.19)	0.22 (0.19)	1.04
Elliptical	1.12 (1.09)	1.29 (1.23)	1.30 (1.23)	1.14 (1.11)	1.21 (1.16)	1.32
Additive smooth	1.75 (1.69)	1.99 (1.89)	1.93 (1.89)	1.75 (1.69)	2.01 (1.95)	2.15
Additive step	1.45 (1.40)	1.62 (1.55)	1.55 (1.55)	1.45 (1.40)	1.63 (1.59)	1.81
Additive linear	1.55 (1.52)	1.77 (1.58)	1.69 (1.58)	1.56 (1.52)	1.76 (1.65)	1.95
Additive hills	0.85 (0.83)	1.09 (0.88)	1.00 (0.88)	0.85 (0.83)	1.14 (0.96)	1.45

TABLE 6.2

Median RMSE on the test set with $\kappa = \sigma^2$ (median oracle RMSE).

	Pruning	Global	Two-Step	Semi	Deep
Rectangular	12.41s (6/6)	0.53s (14/4)	0.59s (5/7)	0.54s (8.5/4)	1.83s
Circular	12.32s (5/5)	0.53s (15/15)	0.60s (5/6)	0.45s (7.5/4)	1.85s
Sine cosine	13.32s (3/3)	0.30s (4/4)	0.35s (3/4)	0.41s (3/3)	1.60s
Elliptical	16.30s (81/76)	1.15s (305/536)	2.85s (71/83)	1.32s (105/143)	1.66s
Additive smooth	41.79s (26/27)	6.32s (281.5/62.5)	14.27s (26/33)	7.39s (155/107)	9.29s
Additive step	39.09s (38/39)	5.73s (202/64)	12.59s (37/46)	7.11s (118/88)	8.46s
Additive linear	38.96s (25/25)	5.63s (211/32)	12.68s (24/33)	6.35s (134/48)	8.83s
Additive hills	34.30s (9/9)	5.18s (96/16)	7.74s (9/12)	5.11s (115/4)	9.12s

TABLE 6.3

Median run times in seconds (with median number of terminal nodes/median oracle number of terminal nodes in brackets). The deep tree has $n = 1000$ terminal nodes.

by stopping early.

The computational run times are reported in Table 6.3, and it shows that the early stopped regression trees are faster than the pruning by a large magnitude. Further, the number of terminal nodes of the estimators, as well as the respective oracles, are included in brackets Table 6.3. Compared to the respective oracle, the early stopped estimators tend to stop slightly too late for the additive models, indicated by more terminal nodes.

When using the estimated noise level $\hat{\sigma}^2$ as the threshold κ , we observe a performance decrease of approximately 0–20% for the early-stopped estimators. The upward bias in the noise level estimation error usually leads to slightly premature stopping.

In addition, we reduce the sample size of Simulation A from $n = 1000$ to $n = 100$ and show the results in Table A.1 in the Appendix. In this small sample setting, the early stopped methods outperform the post-complexity pruning. Since pruning relies on cross-validation, it lacks observations to find the optimal tree structure. In comparison, the early stopping still works relatively well. Finally, we run Simulation A with $d = 10$ and Simulation B with $d = 100$ in Table A.2 in the Appendix. The results are similar to the initial simulation setting and, thus, underline the feasibility of early stopping for high dimensions.

7. Conclusion

This paper introduces a novel, data-driven stopping rule for regression trees based on the discrepancy principle, offering a computationally efficient alternative to existing post-pruning and pre-pruning methods. Clear theoretical guarantees in terms of oracle inequalities are provided to understand how far early stopping is away from the oracle estimator along the tree growth. The generalized projection flow framework further unifies and widens the scope of the proposed

early stopping methodology. The oracle errors along breadth-first (global), best-first (semi-global) and pruning-type tree building are still the subject of intense current research, depending on specific splitting criteria and function classes. Also given our comparison of the oracle errors among the different methods, progress in the error analysis is highly desirable and would immediately give rise to complete risk bounds for early stopping. First empirical results are quite convincing, and given the simplicity of the early stopping methods, wider practical experience is clearly within reach.

Further simulation results and proofs

Further simulation details

Figure A.1 displays the additive functions used in Simulation B. The results for $n = 100$ are included in Table A.1. In Table A.2 the dimension is increased to $d = 10$ for Simulation A and to $d = 100$ for Simulation B.

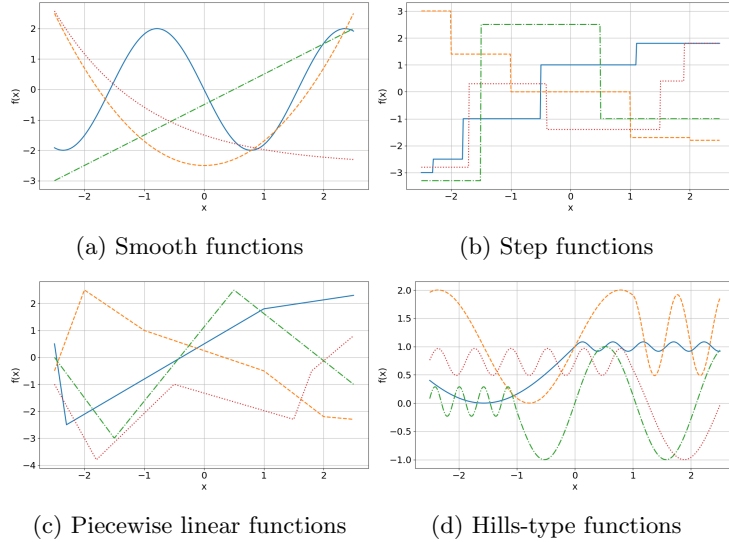


Fig A.1: Signals g_j , $j = 1, \dots, 4$, in the sparse high-dimensional additive model.

	Pruning	Global	Global Int	Two-Step	Semi
Rectangular	0.57	0.48	0.38	0.47	0.47
Circular	0.58	0.57	0.47	0.53	0.55
Sine cosine	0.44	0.34	0.29	0.37	0.37
Elliptical	2.60	2.59	2.59	2.60	2.58

TABLE A.1

Median RMSE for $n = 100$ and $M = 500$ Monte Carlo iterations.

Proof of Proposition 4.9

Proof. By definition, τ_b only depends on $(\|\Pi_t \varepsilon\|_n^2)_{t \in [0, n]}$. In view of the diagonalisation $\Pi_t = O^\top D_t O$ from (4.4), $\|\Pi_t \varepsilon\|_n^2 = \|D_t O \varepsilon\|_n^2$ only depends on $(\varepsilon_i^2)_{i=1, \dots, n}$

	Pruning	Global	Global Inter	Two-Step	Semi
Rectangular	0.21	0.35	0.32	0.25	0.35
Circular	0.25	0.38	0.36	0.25	0.33
Sine cosine	0.23	0.22	0.21	0.21	0.23
Elliptical	1.18	1.36	1.37	1.23	1.27
Additive smooth	1.80	2.12	2.06	1.80	2.14
Additive step	1.52	1.74	1.66	1.53	1.72
Additive linear	1.59	1.88	1.79	1.59	1.86
Additive hills	0.86	1.12	1.04	0.87	1.18

TABLE A.2

Median RMSE on the test set with $\kappa = \sigma^2$ with $d = 10$ for Simulation A and $d = 100$ for Simulation B.

with $\tilde{\varepsilon} := O\varepsilon \sim N(0, \sigma^2 \text{Id})$ and on the design (X_i) , treating Π_t and thus D_t, O as fixed by independence. This shows for the conditional expectation

$$\begin{aligned}
\mathbb{E} \left[\langle (\text{Id} - \Pi_{\tau_b})^2 f, \varepsilon \rangle_n^2 \mid (X_i, \tilde{\varepsilon}_i^2)_{i=1, \dots, n} \right] &= \mathbb{E} \left[\langle (\text{Id} - D_{\tau_b})^2 O f, \tilde{\varepsilon} \rangle_n^2 \mid (X_i, \tilde{\varepsilon}_i^2)_{i=1, \dots, n} \right] \\
&= \mathbb{E} \left[\left(\frac{1}{n} \sum_{i=1}^n ((\text{Id} - D_{\tau_b})^2 O f)(X_i) \tilde{\varepsilon}_i \right)^2 \mid (X_i, \tilde{\varepsilon}_i^2)_{i=1, \dots, n} \right] \\
&= \frac{1}{n^2} \sum_{i=1}^n ((\text{Id} - D_{\tau_b})^2 O f)(X_i)^2 \tilde{\varepsilon}_i^2. \\
&\leq \|(\text{Id} - D_{\tau_b})^2 O f\|_n^2 n^{-1} \max_{i=1, \dots, n} \tilde{\varepsilon}_i^2,
\end{aligned}$$

where we used $\mathbb{E}[\tilde{\varepsilon}_i \tilde{\varepsilon}_j \mid (X_i, \tilde{\varepsilon}_i^2)_{i=1, \dots, n}] = 0$ for $i \neq j$ due to $\tilde{\varepsilon} \sim N(0, \sigma^2 \text{Id})$ conditional on the design. Noting $\|(\text{Id} - D_{\tau_b})^2 O f\|_n^2 = \|(\text{Id} - \Pi_{\tau_b})^2 f\|_n^2$, this shows for the full expectation

$$\mathbb{E} \left[\left\langle \frac{(\text{Id} - \Pi_{\tau_b})^2 f}{\|(\text{Id} - \Pi_{\tau_b}) f\|_n}, \varepsilon \right\rangle_n^2 \right] \leq n^{-1} \mathbb{E} \left[\frac{\|(\text{Id} - \Pi_{\tau_b})^2 f\|_n^2}{\|(\text{Id} - \Pi_{\tau_b}) f\|_n^2} \max_{i=1, \dots, n} \tilde{\varepsilon}_i^2 \right] \leq n^{-1} \mathbb{E} \left[\max_{i=1, \dots, n} \tilde{\varepsilon}_i^2 \right].$$

By a standard Gaussian maximal inequality (Tsybakov, 2009), Corollary 1.3, we have $\mathbb{E}[\max_{i=1, \dots, n} \tilde{\varepsilon}_i^2] \leq 4\sigma^2 \log(\sqrt{2}n)$ and the result follows. \square

Proof of Proposition 4.11

Proof. The proof relies on a deviation inequality for maxima of normalized quadratic functionals and a complexity bound for the number of possible projections until time t . This is inspired by Hucker and Reiß (2024), but the argument differs.

By the linear interpolation property $\Pi_{\tau_b} = \alpha \Pi_{k_{g(\tau_b)}} + (1 - \alpha) \Pi_{k_{g(\tau_b)+1}}$ holds, where $\tau_b = (1 - \alpha)k_{g(\tau_b)} + \alpha k_{g(\tau_b)+1}$ and $\alpha \in [0, 1)$, see Example 3.3. Simple algebra shows

$$(\text{Id} - \Pi_{\tau_b})^2 = (1 - \alpha)^2 (\text{Id} - \Pi_{k_{g(\tau_b)}}) + (1 - (1 - \alpha)^2) (\text{Id} - \Pi_{k_{g(\tau_b)+1}}).$$

This yields

$$\begin{aligned}
|\langle (\text{Id} - \Pi_{\tau_b})^2 f, \varepsilon \rangle_n| &\leq (1 - \alpha)^2 \|(\text{Id} - \Pi_{k_{g(\tau_b)}}) f\|_n \left| \left\langle \frac{(\text{Id} - \Pi_{k_{g(\tau_b)}}) f}{\|(\text{Id} - \Pi_{k_{g(\tau_b)}}) f\|_n}, \varepsilon \right\rangle_n \right| \\
&\quad + (1 - (1 - \alpha)^2) \|(\text{Id} - \Pi_{k_{g(\tau_b)+1}}) f\|_n \left| \left\langle \frac{(\text{Id} - \Pi_{k_{g(\tau_b)+1}}) f}{\|(\text{Id} - \Pi_{k_{g(\tau_b)+1}}) f\|_n}, \varepsilon \right\rangle_n \right|
\end{aligned}$$

as well as

$$\begin{aligned} \|(\text{Id} - \Pi_t)f\|_n &= \langle (\text{Id} - \Pi_t)^2 f, f \rangle_n^{1/2} \\ &= \left((1 - \alpha)^2 \|(\text{Id} - \Pi_{k_{g(\tau_b)}})f\|_n^2 + (1 - (1 - \alpha)^2) \|(\text{Id} - \Pi_{k_{g(\tau_b)+1}})f\|_n^2 \right)^{1/2} \\ &\geq (1 - \alpha)^2 \|(\text{Id} - \Pi_{k_{g(\tau_b)}})f\|_n + (1 - (1 - \alpha)^2) \|(\text{Id} - \Pi_{k_{g(\tau_b)+1}})f\|_n, \end{aligned}$$

where Jensen's inequality was used in the last step. We deduce

$$\left\langle \frac{(\text{Id} - \Pi_{\tau_b})^2 f}{\|(\text{Id} - \Pi_{\tau_b})f\|_n}, \varepsilon \right\rangle_n^2 \leq \max \left(\left\langle \frac{(\text{Id} - \Pi_{k_{g(\tau_b)}})f}{\|(\text{Id} - \Pi_{k_{g(\tau_b)}})f\|_n}, \varepsilon \right\rangle_n^2, \left\langle \frac{(\text{Id} - \Pi_{k_{g(\tau_b)+1}})f}{\|(\text{Id} - \Pi_{k_{g(\tau_b)+1}})f\|_n}, \varepsilon \right\rangle_n^2 \right).$$

Since Π_{τ_b} and ε have an almost arbitrary dependence structure, we bound the expectation by the maximum over all possible splits leading to Π_{τ_b} :

$$\mathbb{E} \left[\left\langle \frac{(\text{Id} - \Pi_{\tau_b})^2 f}{\|(\text{Id} - \Pi_{\tau_b})f\|_n}, \varepsilon \right\rangle_n^2 \right] \leq \mathbb{E} \left[\max_{\text{trace}(\Pi) \in \{k_{g(\tau_b)}, k_{g(\tau_b)+1}\}} \left\langle \frac{(\text{Id} - \Pi)f}{\|(\text{Id} - \Pi)f\|_n}, \varepsilon \right\rangle_n^2 \right],$$

where the maximum is taken over all deterministic projections Π reachable by data-driven $k_{g(\tau_b)}$ -fold or $k_{g(\tau_b)+1}$ -fold global and semi-global splitting, respectively.

We must bound the expectation of this maximum. Since $v := \frac{(\text{Id} - \Pi)f}{\|(\text{Id} - \Pi)f\|_n}$ is a unit vector, we get without the maximum $\mathbb{E}[\langle v, \varepsilon \rangle_n^2] = \sigma^2 n^{-1}$. For $M_g := \#\{\Pi : \text{trace}(\Pi) = k_g\}$, the cardinality of the maximisation set at a deterministic generation g , we consider $\max_{m=1, \dots, M_g} \langle v_m, \varepsilon \rangle_n^2$ generally for any deterministic unit vectors v_m . By $\bar{\sigma}$ -subgaussianity we have

$$\mathbb{P} \left(\max_{m=1, \dots, M_g} \langle v_m, \varepsilon \rangle_n^2 > \frac{2\bar{\sigma}^2}{n} (\log(M_g) + u) \right) \leq e^{-u}, \quad u \geq 0.$$

Let us determine an upper bound for $\log(M_g)$. Projections Π with $\text{trace}(\Pi) = k_g$ are obtained after k_g splits. At each split, we have at most $d(n-1)$ different thresholds for splitting in each of the d directions and at all interstices between the n data points. Therefore $M_g \leq (dn)^{k_g}$, $\log(M_g) \leq k_g \log(dn)$ holds, which does not seem a too rough upper bound at the logarithmic level. We conclude

$$\mathbb{P} \left(\max_{\text{trace}(\Pi)=k_g} \frac{n \langle (\text{Id} - \Pi)^2 f, \varepsilon \rangle_n^2}{2\bar{\sigma}^2 \|(\text{Id} - \Pi)^2 f\|_n^2} - k_g \log(dn) > u \right) \leq e^{-u}, \quad u \geq 0.$$

Bonferroni's inequality and $\sum_{g=0}^{G-1} e^{-(u+\log(G))} = e^{-u}$ yield

$$\mathbb{P} \left(\max_{g=0, \dots, G-1} \left(\max_{\text{trace}(\Pi)=k_g} \frac{n \langle (\text{Id} - \Pi)^2 f, \varepsilon \rangle_n^2}{2\bar{\sigma}^2 \|(\text{Id} - \Pi)^2 f\|_n^2} - k_g \log(dn) \right) - \log(G) > u \right) \leq e^{-u}.$$

Integrating this bound over $u \in [0, \infty)$ gives

$$\mathbb{E} \left[\max_{g=0, \dots, G} \max_{\text{trace}(\Pi)=k_g} \left(\frac{n \langle (\text{Id} - \Pi)^2 f, \varepsilon \rangle_n^2}{2\bar{\sigma}^2 \|(\text{Id} - \Pi)^2 f\|_n^2} - k_g \log(dn) \right) \right] \leq \log(G) + 1 = \log(eG),$$

noting $(\text{Id} - \Pi)f = 0$ for $\text{trace}(\Pi) = k_G = n$, i.e. $\Pi = \text{Id}$, such that the maximum trivially extends to $g = G$. The uniformity over g then shows

$$\mathbb{E} \left[\max_{\text{trace}(\Pi) \in \{k_{g(\tau_b)}, k_{g(\tau_b)+1}\}} \frac{\langle (\text{Id} - \Pi)^2 f, \varepsilon \rangle_n^2}{\|(\text{Id} - \Pi)^2 f\|_n^2} \right] \leq \frac{2\bar{\sigma}^2}{n} \left(\mathbb{E}[k_{g(\tau_b)+1}] \log(dn) + \log(eG) \right).$$

For both semi-global and global early stopping, we have $G \leq n$ and $k_{g(\tau_b)+1} \leq 2\tau_b \vee 1$ such that the result follows by simplifying the numerical constants. \square

Funding

This research has been partially funded by the Deutsche Forschungsgemeinschaft (DFG) – Project-ID 318763901 - SFB1294, Project-ID 460867398 - Research Unit 5381 and the German Academic Scholarship Foundation.

References

- ARLOT, S. and GENUER, R. (2014). Analysis of purely random forests bias. *arXiv preprint arXiv:1407.3939*.
- ATHEY, S., TIBSHIRANI, J. and WAGER, S. (2019). Generalized random forests. *The Annals of Statistics* **47** 1148–1178.
- BIAU, G. (2012). Analysis of a random forests model. *Journal of Machine Learning Research* **13** 1063–1095.
- BIAU, G. and DEVROYE, L. (2015). *Lectures on the nearest neighbor method* **246**. Springer.
- BLANCHARD, G., HOFFMANN, M. and REISS, M. (2018a). Early stopping for statistical inverse problems via truncated SVD estimation. *Electronic Journal of Statistics* **12** 3204–3231.
- BLANCHARD, G., HOFFMANN, M. and REISS, M. (2018b). Optimal adaptation for early stopping in statistical inverse problems. *SIAM/ASA Journal on Uncertainty Quantification* **6** 1043–1075.
- BLANCHARD, G. and MATHÉ, P. (2012). Discrepancy principle for statistical inverse problems with application to conjugate gradient iteration. *Inverse Problems* **28** 115011.
- BOUCHERON, S., LUGOSI, G. and MASSART, P. (2013). Concentration inequalities: A nonasymptotic theory of independence. *Oxford University Press*.
- BREIMAN, L. (1996). Bagging predictors. *Machine Learning* **24** 123–140.
- BREIMAN, L. (2001). Random forests. *Machine Learning* **45** 5–32.
- BREIMAN, L. (2004). Consistency for a simple model of random forests. *Technical Report 670, UC Berkeley*.
- BREIMAN, L., FRIEDMAN, J., OLSHEN, R. and STONE, C. J. (1984). Classification and regression trees. *Chapman and Hall/CRC*.
- CATTANEO, M. D., CHANDAK, R. and KLUSOWSKI, J. M. (2024). Convergence rates of oblique regression trees for flexible function libraries. *The Annals of Statistics* **52** 466–490.
- CATTANEO, M. D., KLUSOWSKI, J. M. and UNDERWOOD, W. G. (2023). Inference with mondrian random forests. *arXiv preprint arXiv:2310.09702*.
- CELISSE, A. and WAHL, M. (2021). Analyzing the discrepancy principle for kernelized spectral filter learning algorithms. *Journal of Machine Learning Research* **22** 3498–3556.
- CHAUDHURI, A. and CHATTERJEE, S. (2023). A cross-validation framework for signal denoising with applications to trend filtering, dyadic CART and beyond. *The Annals of Statistics* **51** 1534–1560.
- CHEN, T. and GUESTRIN, C. (2016). XGBoost: A scalable tree boosting system. In *Proceedings of the 22nd acm sigkdd international conference on knowledge discovery and data mining* 785–794.
- CHI, C.-M., VOSSLER, P., FAN, Y. and LV, J. (2022). Asymptotic properties of high-dimensional random forests. *The Annals of Statistics* **50** 3415–3438.

- DEVROYE, L., FERRARIO, P. G., GYÖRFI, L. and WALK, H. (2013). Strong universal consistent estimate of the minimum mean squared error. In *Empirical Inference: Festschrift in Honor of Vladimir N. Vapnik* 143–160. Springer.
- DEVROYE, L., GYÖRFI, L., LUGOSI, G. and WALK, H. (2018). A nearest neighbor estimate of the residual variance. *Electronic Journal of Statistics* **12** 1752–1778.
- DOROGUSH, A. V., ERSHOV, V. and GULIN, A. (2018). CatBoost: gradient boosting with categorical features support. *arXiv preprint arXiv:1810.11363*.
- DUROUX, R. and SCORNET, E. (2018). Impact of subsampling and tree depth on random forests. *ESAIM: Probability and Statistics* **22** 96–128.
- ENGL, H. W., HANKE, M. and NEUBAUER, A. (1996). *Regularization of inverse problems* **375**. Kluwer Academic Publishers.
- FREUND, Y. and SCHAPIRE, R. E. (1997). A decision-theoretic generalization of on-line learning and an application to boosting. *Journal of Computer and System Sciences* **55** 119–139.
- FRIEDBERG, R., TIBSHIRANI, J., ATHEY, S. and WAGER, S. (2020). Local linear forests. *Journal of Computational and Graphical Statistics* **30** 503–517.
- GENUER, R. (2012). Variance reduction in purely random forests. *Journal of Nonparametric Statistics* **24** 543–562.
- GEY, S. and NEDELEC, E. (2005). Model selection for CART regression trees. *IEEE Transactions on Information Theory* **51** 658–670.
- HARIS, A., SIMON, N. and SHOJAIE, A. (2022). Generalized sparse additive models. *Journal of Machine Learning Research* **23** 1–56.
- HASTIE, T., TIBSHIRANI, R. and FRIEDMAN, J. (2017). *The elements of statistical learning: data mining, inference, and prediction*. Springer.
- HUCKER, L. and REISS, M. (2024). Early stopping for conjugate gradients in statistical inverse problems. *arXiv preprint arXiv:2406.15001*.
- KE, G., MENG, Q., FINLEY, T., WANG, T., CHEN, W., MA, W., YE, Q. and LIU, T.-Y. (2017). Lightgbm: A highly efficient gradient boosting decision tree. *Advances in neural information processing systems* **30** 3146–3154.
- KLUSOWSKI, J. (2021). Sharp analysis of a simple model for random forests. *International Conference on Artificial Intelligence and Statistics* **130** 757–765.
- KLUSOWSKI, J. M. and TIAN, P. M. (2024). Large scale prediction with decision trees. *Journal of the American Statistical Association* **119** 525–537.
- LEPSKI, O. V., MAMMEN, E. and SPOKOINY, V. G. (1997). Optimal spatial adaptation to inhomogeneous smoothness: an approach based on kernel estimates with variable bandwidth selectors. *The Annals of Statistics* 929–947.
- MINGERS, J. (1989). An empirical comparison of pruning methods for decision tree induction. *Machine Learning* **4** 227–243.
- MOURTADA, J., GAÏFFAS, S. and SCORNET, E. (2020). Minimax optimal rates for mondrian trees and forests. *The Annals of Statistics* **48** 2253–2276.
- NOBEL, A. (1996). Histogram regression estimation using data-dependent partitions. *The Annals of Statistics* **24** 1084–1105.
- RASKUTTI, G., WAINWRIGHT, M. J. and YU, B. (2014). Early stopping and non-parametric regression: an optimal data-dependent stopping rule. *Journal of Machine Learning Research* **15** 335–366.
- SCORNET, E., BIAU, G. and VERT, J.-P. (2015). Consistency of random forests. *The Annals of Statistics* **43** 1716–1741.
- STANKEWITZ, B. (2024). Early stopping for L2-boosting in high-dimensional

- linear models. *The Annals of Statistics* **52** 491–518.
- TSYBAKOV, A. B. (2009). *Introduction to Nonparametric Estimation*. Springer.
- WAGER, S. and ATHEY, S. (2018). Estimation and inference of heterogeneous treatment effects using random forests. *Journal of the American Statistical Association* **113** 1228–1242.
- WAGER, S. and WALTHER, G. (2015). Adaptive concentration of regression trees, with application to random forests. *arXiv preprint arXiv:1503.06388*.
- ZHANG, Y., JI, W. and BRADIC, J. (2024). Adaptive split balancing for optimal random forest. *arXiv preprint arXiv:2402.11228*.
- ZHOU, S. and MENTCH, L. (2023). Trees, forests, chickens, and eggs: when and why to prune trees in a random forest. *Statistical Analysis and Data Mining: The ASA Data Science Journal* **16** 45–64.
- ZIEBELL, E., MIFTACHOV, R., STANKEWITZ, B. and HUCKER, L. (2025). EarlyStopping: Implicit regularization for iterative learning procedures in Python. Version 0.0.2. Available at: <https://earlystop.github.io/EarlyStopping/index.html>.