

Tensor tomography for a set of generalized V-line transforms in \mathbb{R}^2

Rahul Bhardwaj*

February 10, 2025

Abstract

We study a set of generalized V-line transforms, namely longitudinal, mixed, and transverse V-line transforms, of a symmetric m -tensor field in \mathbb{R}^2 . The goal of this article is to recover a symmetric m -tensor field \mathbf{f} supported in a disk \mathbb{D}_R , with radius R and centered at the origin, by a combination of the aforementioned generalized V-line transforms, using two different techniques for different sets of data.

Keywords: Inverse problems, V-line transforms, Tensor tomography, Mellin transform

Mathematics subject classification 2010: 44A12, 44A60, 44A30, 47G10

1 Introduction

Several imaging modalities in computerized tomography are based on the mathematical model, which uses the regular ray transform and the broken ray/V-line transform, see [Nat01, NW01, Amb23] and references therein. Many authors have studied the inverse problems of recovering the scalar function (0-tensor), vector field (1-tensor), 2-tensor field, and m -tensor field in various settings from different combinations of its integral transform such as longitudinal, transverse, mixed, and momentum ray transforms. There are several results available related to inversion of the regular ray transforms (i.e. integrates along a straight line), for instance, see [Den94, Den06, DS15, Kat06, Mis20, MS21, Mon16, Pal09, Sha94] and references therein. The concept of the V-line transform appears in the model of photon transfer through an object, assumes that photons scatter no more than once, known as single-scattering tomography, see [FSM09]. In the last few

*Department of Mathematics, Indian Institute of Technology, Ropar, Punjab-140001, India.
rahul.24maz0014@iitrpr.ac.in

years, there are various articles focused on studying the broken ray/V-line transforms, which map a function to its integral over the V-shaped lines. This transform is a generalization of the regular ray transform. Many applications of these transforms appear in the imaging sciences viz, emission tomography [BZG96, BZG98], single scattering optical tomography, see [FMS08, FMS10a] and references therein. Now we present a list of the earlier works related to the V-line transforms. The authors in [TN11] have studied the V-line transform with a fixed axis of symmetry, and vertices on a line. In [MH17, HMS17], the authors addressed the V-line transform and the attenuated V-line transform for the scalar-valued function in a circular geometry structure, where the symmetry axis is perpendicular to the circle and the vertices lies on a circle. In [MPZ25], authors studied the V-line transform in the same setup and considered the inverse problem to recover the symmetric m -tensor field from the various combinations. The other class includes V-lines whose vertices are inside the support of the image function and are significant to single-scattering tomography (e.g. optical tomographic imaging in the mesoscopic regime), see [FSM09, FMS10b, FMS11, WO19] and fluorescence imaging in optical tomography, see [FMS18]. Based on this class of V-line, the question of recovering a vector field in \mathbb{R}^2 from different combinations of new generalized V-line transforms is investigated by Gaik et al. in [AJM24, ALJM20] and also this work is extended by [AMZ24a, AMZ24b], Gaik et al. for the case of symmetric 2-tensor fields in \mathbb{R}^2 . The set up where the V-line have vertices on the boundary of the image domain are frequently used in image reconstruction with Compton cameras, see [TKK18, BZG97b, BZG97a] and references therein. In this setting, authors in [AM13b, Amb12, ABKQ13] consider the inverse problem for recovering the scalar-valued function by two different techniques. Extension for vector fields is considered in [BMV25], Bhardwaj et al. for the case of the vector field. Also, the broken ray/V-line transforms have been studied in the Riemannian setting [JKR24, Ilm13, IS16, Hub14], based on PDEs work [Esk04, KS14], and in the set-up of microlocal analysis by Sherson, see [She15]. Please refer to a recent book by Ambartsoumian [Amb23] for a comprehensive discussion of these generalized operators and an overview of the literature.

Motivated by these works [Amb12, AM13b, BMV25], we consider the inverse problem of recovering a symmetric m -tensor field supported on the disk \mathbb{D}_R , using a set of generalized V-line transforms, namely longitudinal, transverse, and mixed V-line transforms. We present two different types of inversion formulas, one for recovering the symmetric m -tensor field and other for 2-tensor field in \mathbb{R}^2 from the knowledge of its V-line transforms. Here, we examine two distinct subsets of the previously described broken lines in \mathbb{R}^2 to recover the symmetric m -tensor field. In this article, geometrically, we consider the broken rays/V-line that emanate from the

boundary of a disk \mathbb{D}_R and break into another ray under a fixed angle after travelling a certain distance along the diameter. In this article, we used the approaches given by [AM13b, Amb12], which is done for the scalar case, when the sources and receivers are positioned on the boundary of the disk. We considered a similar set up for symmetric m -tensor fields and proved invertibility of the introduced transforms.

The rest of the article is organized as follows: In Section 2, we introduce the necessary notations and definitions of the integral ray transform. In Section 2.2, we present our main findings of this article. The detailed proof of our main results is provided in Sections 3 and 4. Finally, we finish this article with acknowledgements in Section 5.

2 Definitions, notations and statement of main results

2.1 Definitions and Notations

In this section, we introduce some necessary notations and provide definitions that will be needed later. Let $S^m(\mathbb{R}^2)$ be the space of symmetric m -tensor fields on \mathbb{R}^2 . Let Ω be a bounded domain in \mathbb{R}^2 and $C_0^\infty(\Omega; S^m(\mathbb{R}^2))$ be the space of $S^m(\mathbb{R}^2)$ valued function with each component is smooth and compactly supported in Ω . Throughout this article, we have used bold font letters for vectors and m -tensor fields (such as \mathbf{f} , \mathbf{x} , \mathbf{u} , etc.) and regular font letters for scalars and scalar-valued functions (such as u_1 , u_2 , t , $f_{i_1 i_2 \dots i_m}$, etc). Any $\mathbf{f} \in C_0^\infty(\Omega; S^m(\mathbb{R}^2))$ is defined as

$$\mathbf{f}(\mathbf{x}) := f_{i_1 i_2 \dots i_m}(\mathbf{x}) dx^{i_1} dx^{i_2} \dots dx^{i_m} \quad (1)$$

where for each $i_1, i_2, \dots, i_m = 1, 2$, $f_{i_1 i_2 \dots i_m}$ are smooth functions with compact support and also symmetric with their indices. Note that in equation (1) we have used the “**Einstein summation rule**” which allows us to assume the summation from 1 to 2 over every repeated indices and the same will be followed through out this article. The standard dot product $\langle \cdot, \cdot \rangle$ on $S^m(\mathbb{R}^2)$ is given by

$$\langle \mathbf{f}, \mathbf{g} \rangle = f_{i_1 i_2 \dots i_m} g^{i_1 i_2 \dots i_m}$$

and we denote by $|\cdot|$ the corresponding norm. Let $\mathbf{u} = (u^1, u^2) \in \mathbb{R}^2$, then $\mathbf{u}^m \in S^m(\mathbb{R}^2)$, where \mathbf{u}^m stands for the m^{th} symmetric tensor product of \mathbf{u} and it is given by $\mathbf{u}^m := u^{i_1} u^{i_2} \dots u^{i_m}$, where $i_1, i_2, \dots, i_m = 1, 2$.

Let \mathbf{f} be a symmetric m -tensor field supported in the disk \mathbb{D}_R and $\theta \in (0, \pi/2)$ be a fixed scattering angle. A combination of two rays which emanate from the point $\mathbf{x}_\phi \in \partial\mathbb{D}_R$ and moves

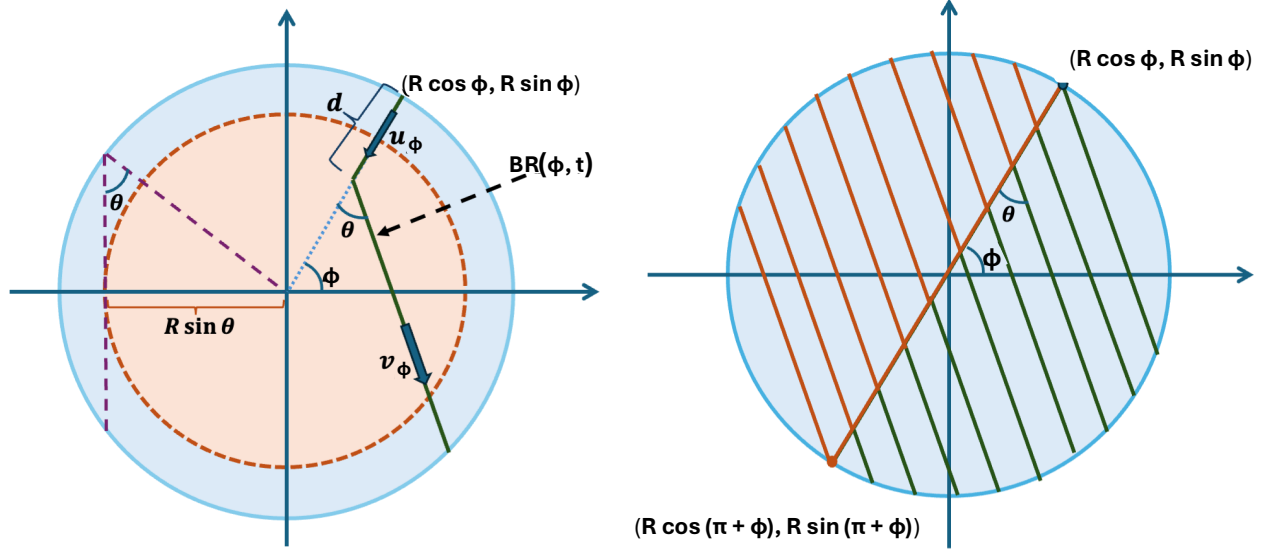

 Figure 1(a) A sketch of broken line $BR(\phi, d)$.

Figure 1(b) Broken lines considered to collect data.

the distance d along the diameter in the radial direction \mathbf{u}_ϕ , then breaks into another ray under the obtuse angle $\pi - \theta$ and travels in the direction \mathbf{v}_ϕ (see **Figure 1(a)**), is called the **broken ray** and is denoted by $BR(\phi, d)$. Mathematically, the broken ray $BR(\phi, d)$ is described by:

$$BR(\phi, d) = \{\mathbf{x}_\phi + t\mathbf{u}_\phi : 0 \leq t \leq d\} \cup \{\mathbf{x}_\phi + d\mathbf{u}_\phi + s\mathbf{v}_\phi : 0 \leq s < \infty\}. \quad (2)$$

Here $\mathbf{x}_\phi = (R \cos \phi, R \sin \phi)$, $\mathbf{u}_\phi = -(\cos \phi, \sin \phi)$ and $\mathbf{v}_\phi = -(\cos(\theta + \phi), \sin(\theta + \phi))$, lie on the unit circle $\partial\mathbb{D}_1$ and the vectors $\mathbf{u}_\phi^\perp = (\sin \phi, -\cos \phi)$ and $\mathbf{v}_\phi^\perp = (\sin(\theta + \phi), -\cos(\theta + \phi))$ are obtained by rotating \mathbf{u}_ϕ and \mathbf{v}_ϕ in the direction of counterclockwise by an angle of $\pi/2$ respectively.

The unit vectors \mathbf{u}_ϕ and \mathbf{v}_ϕ , which are used in the following definitions, are fixed and uniquely determined by (ϕ, d) . Now, we introduce the broken ray/V-line transforms, defined as the integrals over the broken ray $BR(\phi, d)$.

Definition 2.1. For $\mathbf{f} \in C_0^\infty(\mathbb{D}_R; S^m(\mathbb{R}^2))$, the **longitudinal V-line transform** of \mathbf{f} is defined by

$$\mathcal{L}\mathbf{f}(\phi, d) := \int_0^d \langle \mathbf{f}(\mathbf{x}_\phi + s\mathbf{u}_\phi), \mathbf{u}_\phi^m \rangle ds + \int_0^\infty \langle \mathbf{f}(\mathbf{x}_\phi + d\mathbf{u}_\phi + s\mathbf{v}_\phi), \mathbf{v}_\phi^m \rangle ds, \quad (3)$$

where $\phi \in [0, 2\pi)$ and $d \in [0, 2R]$.

Definition 2.2. For $\mathbf{f} \in C_0^\infty(\mathbb{D}_R; S^m(\mathbb{R}^2))$, the **transverse V-line transform** of \mathbf{f} is defined by

$$\mathcal{T}\mathbf{f}(\phi, d) := \int_0^d \langle \mathbf{f}(\mathbf{x}_\phi + s\mathbf{u}_\phi), (\mathbf{u}_\phi^\perp)^m \rangle ds + \int_0^\infty \langle \mathbf{f}(\mathbf{x}_\phi + d\mathbf{u}_\phi + s\mathbf{v}_\phi), (\mathbf{v}_\phi^\perp)^m \rangle ds, \quad (4)$$

where $\phi \in [0, 2\pi)$ and $d \in [0, 2R]$.

Definition 2.3. For $\mathbf{f} \in C_0^\infty(\mathbb{D}_R; S^m(\mathbb{R}^2))$ and $1 \leq k \leq m-1$, the **mixed V-line transform** of \mathbf{f} is defined by

$$\mathcal{M}^{(k)}\mathbf{f}(\phi, d) := \int_0^d \langle \mathbf{f}(\mathbf{x}_\phi + s\mathbf{u}_\phi), (\mathbf{u}_\phi^\perp)^k \mathbf{u}_\phi^{m-k} \rangle ds + \int_0^\infty \langle \mathbf{f}(\mathbf{x}_\phi + d\mathbf{u}_\phi + s\mathbf{v}_\phi), (\mathbf{v}_\phi^\perp)^k \mathbf{v}_\phi^{m-k} \rangle ds, \quad (5)$$

where $(\mathbf{u}_\phi^\perp)^k \mathbf{u}_\phi^{m-k} := (\mathbf{u}_\phi^\perp)^{i_1} (\mathbf{u}_\phi^\perp)^{i_2} \dots (\mathbf{u}_\phi^\perp)^{i_k} (\mathbf{u}_\phi^\perp)^{i_{k+1}} \dots \mathbf{u}_\phi^{i_m}$, for $i_1, i_2, \dots, i_m = 1, 2$, $\phi \in [0, 2\pi)$ and $d \in [0, 2R]$.

Remark 2.4. In the definition of the mixed V-line transform, when $k = 0$, the transform reduces to the definition of the longitudinal V-line transform, and when $k = m$, it reduces to the transverse V-line transform.

Subsequently, we introduce the longitudinal, transverse, and mixed ray transforms, which will be referenced later in this article. These transforms are integrated over a straight line, defining the line $L(\psi, p) := \{(y_1, y_2) \in \mathbb{R}^2 : y_1 \cos \psi + y_2 \sin \psi = p\}$, for a given angle $\psi \in [0, 2\pi)$ and a real number p . This line is positioned at a signed distance p from the origin and is perpendicular to the unit vector $\mathbf{w} = (\cos \psi, \sin \psi)$. The vector $\mathbf{w}^\perp = (-\sin \psi, \cos \psi)$ is also a unit vector in \mathbb{R}^2 that is perpendicular to the vector \mathbf{w} .

Definition 2.5. For $\mathbf{f} \in C_0^\infty(\mathbb{D}_R; S^m(\mathbb{R}^2))$, the **longitudinal ray transform** of \mathbf{f} is defined by

$$\mathcal{I}\mathbf{f}(\psi, p) = \mathcal{I}\mathbf{f}(\mathbf{w}, p) := \int_{\mathbb{R}} \langle \mathbf{f}(p\mathbf{w} + s\mathbf{w}^\perp), (\mathbf{w}^\perp)^m \rangle ds, \quad \psi \in [0, 2\pi) \text{ and } p \in \mathbb{R}. \quad (6)$$

Definition 2.6. For $\mathbf{f} \in C_0^\infty(\mathbb{D}_R; S^m(\mathbb{R}^2))$, the **transverse ray transform** of \mathbf{f} is defined by

$$\mathcal{J}\mathbf{f}(\psi, p) = \mathcal{J}\mathbf{f}(\mathbf{w}, p) := \int_{\mathbb{R}} \langle \mathbf{f}(p\mathbf{w} + s\mathbf{w}^\perp), \mathbf{w}^m \rangle ds, \quad \psi \in [0, 2\pi) \text{ and } p \in \mathbb{R}. \quad (7)$$

Definition 2.7. For $\mathbf{f} \in C_0^\infty(\mathbb{D}_R; S^m(\mathbb{R}^2))$ and $1 \leq k \leq m-1$, the **mixed ray transform** of \mathbf{f} is defined by

$$\mathcal{K}^{(k)}\mathbf{f}(\psi, p) = \mathcal{K}^{(k)}\mathbf{f}(\mathbf{w}, p) := \int_{\mathbb{R}} \langle \mathbf{f}(p\mathbf{w} + s\mathbf{w}^\perp), \mathbf{w}^k (\mathbf{w}^\perp)^{m-k} \rangle ds, \quad (8)$$

where $\mathbf{w}^k(\mathbf{w}^\perp)^{m-k} := w^{i_1} w^{i_2} \dots w^{i_k} (w^\perp)^{i_{k+1}} \dots (w^\perp)^{i_m}$, for $i_1, i_2, \dots, i_m = 1, 2$, $\psi \in [0, 2\pi)$ and $p \in \mathbb{R}$.

Furthermore, we provide the definition of the Radon transform, which we also require later on:

Definition 2.8. Let f be a scalar function field in $C_0^\infty(\mathbb{D}_R)$. The **Radon transform** f is defined as follows:

$$\mathcal{R}f(\psi, p) = \mathcal{R}f(\mathbf{w}, p) := \int_{\mathbb{R}} f(p\mathbf{w} + s\mathbf{w}^\perp) ds, \quad \psi \in [0, 2\pi) \text{ and } p \in \mathbb{R}. \quad (9)$$

2.2 Statement of main results

In this subsection, we state the main results of this article.

Theorem 2.9. Let \mathbf{f} be a symmetric m -tensor field with each component smooth and compactly supported in a disk $\mathbb{D}_{R \sin \theta}$. Then we can recover \mathbf{f} explicitly with an inversion formula, from the knowledge of $\mathcal{L}\mathbf{f}(\phi, d)$, $\mathcal{T}\mathbf{f}(\phi, d)$ and $\mathcal{M}^{(k)}\mathbf{f}(\phi, d)$ where $1 \leq k \leq m - 1$, for $d \in [0, 2R]$ and $\phi \in [0, 2\pi)$.

Observe from the **1Figure 1(a)** that we have no data about straight-line transform outside the disk $D_{R \sin \theta}$ hence the support condition on tensor field \mathbf{f} in Theorem 2.9, is imposed to conclude the recovery of \mathbf{f} . We will prove Theorem 2.9, by transferring the existing knowledge about the V-line transforms to that of the knowledge about corresponding straight-line transforms of tensor field in \mathbb{R}^2 . After that following the approach used in [DS15, Section 5.2], we recover the Radon transform of each component of the symmetric tensor field. Finally using the inversion formula for the Radon transform for functions, we derive the inversion formula for tensor fields. The approach used to prove the above Theorem is motivated by [Amb12] and [BMV25] where the analogous problem is considered for the scalar function and the vector field respectively.

Theorem 2.10. Let \mathbf{f} be a symmetric 2-tensor field with each component smooth and compactly supported in a disk \mathbb{D}_R . Then \mathbf{f} is uniquely recovered from the knowledge of $\mathcal{L}\mathbf{f}(\phi, d)$, $\mathcal{T}\mathbf{f}(\phi, d)$ and $\mathcal{M}\mathbf{f}(\phi, d)$, where $d \in [0, R]$ and $\phi \in [0, 2\pi)$.

Approach to establish the proof of Theorem 2.10: We expand the data ($\mathcal{L}\mathbf{f}$, $\mathcal{T}\mathbf{f}$ & $\mathcal{M}\mathbf{f}$) and the unknown m -tensor field \mathbf{f} into their Fourier series and then try to express the Fourier coefficients of \mathbf{f} in terms of the Fourier coefficients of $\mathcal{L}\mathbf{f}$, $\mathcal{T}\mathbf{f}$ and $\mathcal{M}^{(k)}\mathbf{f}$ where $1 \leq k \leq m - 1$. Finally using the Mellin's transform, we prove that the Fourier coefficients of each components

of symmetric 2-tensor field can be expressed in terms of known data. This will give the required series formula for recovery of the tensor field. This problem has been studied earlier in [AM13b] for the scalar case and in [BMV25] for the case of vector field in \mathbb{R}^2 .

Remark 2.11. In Theorem 2.9, there is a restriction on the support of the symmetric m -tensor field \mathbf{f} , which depends on the fixed scattering angle θ . This support condition arises due to the technique we are using to prove the theorem. For the case of 2-tensor field, the result in Theorem 2.10, is stronger than that of Theorem 2.9, since it does not impose restrictions on the support of \mathbf{f} even after using the less data as compared to Theorem 2.9, in the sense that scalar d varies in the half interval $[0, R]$ instead of $[0, 2R]$ in Theorem 2.9.

3 Proof of Theorem 2.9

In this section, we show that the unknown symmetric m -tensor field \mathbf{f} can be uniquely determined from the knowledge of its longitudinal, transverse, and mixed V-line transforms. Throughout this section symmetric m -tensor field $\tilde{\mathbf{f}}$ denote the extension of \mathbf{f} by zero outside of the disk $\mathbb{D}_{R \sin \theta}$ and we represent this extended symmetric m -tensor field $\tilde{\mathbf{f}}$ again by \mathbf{f} .

Proof. Let us consider

$$\mathcal{L}\mathbf{f}(\phi, d) = \underbrace{\int_0^d \langle \mathbf{f}(\mathbf{x}_\phi + s\mathbf{u}_\phi), \mathbf{u}_\phi^m \rangle ds}_{A_1} + \underbrace{\int_0^\infty \langle \mathbf{f}(\mathbf{x}_\phi + d\mathbf{u}_\phi + s\mathbf{u}_\phi), \mathbf{v}_\phi^m \rangle ds}_{A_2}, \quad (10)$$

$$\mathcal{T}\mathbf{f}(\phi, d) = \int_0^d \langle \mathbf{f}(\mathbf{x}_\phi + s\mathbf{u}_\phi), (\mathbf{u}_\phi^\perp)^m \rangle ds + \int_0^\infty \langle \mathbf{f}(\mathbf{x}_\phi + d\mathbf{u}_\phi + s\mathbf{v}_\phi), (\mathbf{v}_\phi^\perp)^m \rangle ds \quad (11)$$

and for $1 \leq k \leq m-1$

$$\mathcal{M}^{(k)}\mathbf{f}(\phi, d) = \int_0^d \langle \mathbf{f}(\mathbf{x}_\phi + s\mathbf{u}_\phi), (\mathbf{u}_\phi^\perp)^k \mathbf{u}_\phi^{m-k} \rangle ds + \int_0^\infty \langle \mathbf{f}(\mathbf{x}_\phi + d\mathbf{u}_\phi + s\mathbf{v}_\phi), (\mathbf{v}_\phi^\perp)^k \mathbf{v}_\phi^{m-k} \rangle ds. \quad (12)$$

We start by observing that if we take $d = 2R$, and using the fact that \mathbf{f} is zero outside of the disk \mathbb{D}_R , then we have

$$\mathcal{L}\mathbf{f}(\phi, 2R) = \mathcal{I}\mathbf{f}(\phi + \pi/2, 0), \quad (13)$$

$$\mathcal{T}\mathbf{f}(\phi, 2R) = (-1)^m \mathcal{J}\mathbf{f}(\phi + \pi/2, 0), \quad (14)$$

$$\mathcal{M}^{(k)} \mathbf{f}(\phi, 2R) = (-1)^k \mathcal{K}^{(k)} \mathbf{f}(\phi + \pi/2, 0). \quad (15)$$

Also

$$\begin{aligned} \mathcal{L}\mathbf{f}(\phi + \pi, 2R - d) &= \underbrace{\int_0^{2R-d} \langle \mathbf{f}(\mathbf{x}_{\phi+\pi} + s\mathbf{u}_{\phi+\pi}), \mathbf{u}_{\phi+\pi}^m \rangle ds}_{B_1} \\ &\quad + \underbrace{\int_0^\infty \langle \mathbf{f}(\mathbf{x}_{\phi+\pi} + (2R-d)\mathbf{u}_{\phi+\pi} + s\mathbf{v}_{\phi+\pi}), \mathbf{v}_{\phi+\pi}^m \rangle ds}_{B_2}. \end{aligned} \quad (16)$$

Next we simplify the integrals given by B_1 and B_2 .

$$\begin{aligned} B_1 &= \int_0^{2R-d} \langle \mathbf{f}(\mathbf{x}_{\phi+\pi} + s\mathbf{u}_{\phi+\pi}), \mathbf{u}_{\phi+\pi}^m \rangle ds \\ &= \int_0^{2R-d} \langle \mathbf{f}(\mathbf{x}_{\phi+\pi} + 2R\mathbf{u}_{\phi+\pi} - 2R\mathbf{u}_{\phi+\pi} + s\mathbf{u}_{\phi+\pi}), \mathbf{u}_{\phi+\pi}^m \rangle ds \\ &= \int_0^{2R-d} \langle \mathbf{f}(\mathbf{x}_\phi + (s-2R)\mathbf{u}_{\phi+\pi}), \mathbf{u}_{\phi+\pi}^m \rangle ds, \quad \text{since } \mathbf{x}_{\phi+\pi} + 2R\mathbf{u}_{\phi+\pi} = \mathbf{x}_\phi \\ &= \int_{-2R}^{-d} \langle \mathbf{f}(\mathbf{x}_\phi + s\mathbf{u}_{\phi+\pi}), \mathbf{u}_{\phi+\pi}^m \rangle ds \\ &= (-1)^m \int_{-2R}^{-d} \langle \mathbf{f}(\mathbf{x}_\phi - s\mathbf{u}_\phi), \mathbf{u}_\phi^m \rangle ds, \quad \text{since } \mathbf{u}_{\phi+\pi} = -\mathbf{u}_\phi \\ &= (-1)^m \int_d^{2R} \langle \mathbf{f}(\mathbf{x}_\phi + s\mathbf{u}_\phi), \mathbf{u}_\phi^m \rangle ds. \end{aligned}$$

Hence

$$B_1 = (-1)^m \int_d^{2R} \langle \mathbf{f}(\mathbf{x}_\phi + s\mathbf{u}_\phi), \mathbf{u}_\phi^m \rangle ds. \quad (17)$$

Now in order to complete the proof, we need to consider m is even and odd separately.

For the case, when m is even

Now after adding the integrals A_1 from equation (10) and B_1 from equation (17), and using the equation (13), we have

$$A_1 + B_1 = \int_0^d \langle \mathbf{f}(\mathbf{x}_\phi + s\mathbf{u}_\phi), \mathbf{u}_\phi^m \rangle ds + \int_d^{2R} \langle \mathbf{f}(\mathbf{x}_\phi + s\mathbf{u}_\phi), \mathbf{u}_\phi^m \rangle ds = \int_0^{2R} \langle \mathbf{f}(\mathbf{x}_\phi + s\mathbf{u}_\phi), \mathbf{u}_\phi^m \rangle ds$$

$$= \mathcal{I}\mathbf{f}(\phi + \pi/2, 0) = \mathcal{L}\mathbf{f}(\phi, 2R). \quad (18)$$

Using the similar arguments for A_2 from equation (10) and B_2 from equation (16), we get the following identity:

$$A_2 + B_2 = \mathcal{I}\mathbf{f}(\psi_\phi, t_d), \quad \text{with } \psi_\phi = \phi + \theta + \pi/2 \text{ and } t_d = (R - d) \sin(\pi + \theta). \quad (19)$$

Now using the equations (10), (16), (18) and (19), we have

$$\mathcal{L}\mathbf{f}(\phi, d) + \mathcal{L}\mathbf{f}(\phi + \pi, 2R - d) = \mathcal{I}\mathbf{f}(\phi + \pi/2, 0) + \mathcal{I}\mathbf{f}(\psi_\phi, t_d)$$

which implies that

$$\mathcal{I}\mathbf{f}(\psi_\phi, t_d) = \mathcal{L}\mathbf{f}(\phi, d) + \mathcal{L}\mathbf{f}(\phi + \pi, 2R - d) - \mathcal{L}\mathbf{f}(\phi, 2R). \quad (20)$$

Using the similar arguments as used for longitudinal case, we have the following analogous relations for the transverse ray transform $\mathcal{J}\mathbf{f}$ and mixed ray transforms $\mathcal{K}^{(k)}\mathbf{f}$ with that of transverse V-line transforms $\mathcal{T}\mathbf{f}$ and mixed V-line transforms $\mathcal{M}^{(k)}\mathbf{f}$, $k = 1, 2, \dots, m - 1$:

$$\mathcal{J}\mathbf{f}(\psi_\phi, t_d) = \mathcal{T}\mathbf{f}(\phi, d) + \mathcal{T}\mathbf{f}(\phi + \pi, 2R - d) - \mathcal{T}\mathbf{f}(\phi + \pi/2, 0), \quad (21)$$

and

$$(-1)^k \mathcal{K}^{(k)}\mathbf{f}(\psi_\phi, t_d) = \mathcal{M}^{(k)}\mathbf{f}(\phi, d) + \mathcal{M}^{(k)}\mathbf{f}(\phi + \pi, 2R - d) - (-1)^k \mathcal{M}^{(k)}\mathbf{f}(\phi + \pi/2, 0). \quad (22)$$

For the case, when m is odd

By using a similar type of analysis as for the case, when m is even, we have

$$\begin{cases} \mathcal{I}\mathbf{f}(\psi_\phi, t_d) = \mathcal{L}\mathbf{f}(\phi, d) - \mathcal{L}\mathbf{f}(\phi + \pi, 2R - d) - \mathcal{L}\mathbf{f}(\phi, 2R), \\ \mathcal{J}\mathbf{f}(\psi_\phi, t_d) = -\mathcal{T}\mathbf{f}(\phi, d) + \mathcal{T}\mathbf{f}(\phi + \pi, 2R - d) - \mathcal{T}\mathbf{f}(\phi + \pi/2, 0), \\ \mathcal{K}^{(k)}\mathbf{f}(\psi_\phi, t_d) = (-1)^k \mathcal{M}^{(k)}\mathbf{f}(\phi, d) - (-1)^k \mathcal{M}^{(k)}\mathbf{f}(\phi + \pi, 2R - d) - \mathcal{M}^{(k)}\mathbf{f}(\phi + \pi/2, 0). \end{cases} \quad (23)$$

Now for each $m \in \mathbb{N}$, we notice that the right-hand side of the above relations given in equations (20), (21), (22) and (23) are completely known in terms of the provided V-line data, hence the left-hand sides of these relations which represent the ray transforms, namely the longitudinal, transverse, and mixed ray transform of \mathbf{f} , along the straight lines defined by the parameters

(ψ_ϕ, t_d) are also known. Using (19) (see **1Figure 1(a)**), we can easily observe that we have no data outside of the disk $\mathbb{D}_{R \sin \theta}$. Therefore, by varying the parameter (ψ_ϕ, t_d) , we have the information about the longitudinal, transverse and mixed ray transforms of \mathbf{f} along every line passing through $\mathbb{D}_{R \sin \theta}$. From the knowledge of these longitudinal, mixed, and transverse ray transforms of \mathbf{f} , we give an inversion formula for each components of \mathbf{f} by following the techniques used in [DS15, Section 5.2].

As mentioned before, we have longitudinal, transverse, and mixed ray transforms of \mathbf{f} are known. To begin, we rewrite this data in terms of the Radon transforms of the components of \mathbf{f} :

$$\begin{cases} \mathcal{I}\mathbf{f}(\psi_\phi, t_d) = (w^\perp)^{i_1} \dots (w^\perp)^{i_{m-1}} (w^\perp)^{i_m} \mathcal{R}f_{i_1 i_2 \dots i_m}(\psi_\phi, t_d), \\ \mathcal{K}^2 \mathbf{f}(\psi_\phi, t_d) = (w^\perp)^{i_1} \dots (w^\perp)^{i_{m-1}} w^{i_m} \mathcal{R}f_{i_1 i_2 \dots i_m}(\psi_\phi, t_d), \\ \dots \quad \dots \quad \dots \\ \mathcal{K}^{(m-1)} \mathbf{f}(\psi_\phi, t_d) = (w^\perp)^{i_1} w^{i_2} \dots w^{i_{m-1}} w^{i_m} \mathcal{R}f_{i_1 i_2 \dots i_m}(\psi_\phi, t_d), \\ \mathcal{J}\mathbf{f}(\psi_\phi, t_d) = w^{i_1} \dots w^{i_{m-1}} w^{i_m} \mathcal{R}f_{i_1 i_2 \dots i_m}(\psi_\phi, t_d). \end{cases} \quad (24)$$

We can write this system of equations (24) in the matrix form $Y = AX$, where the matrix A is

$$\begin{bmatrix} ((w^\perp)^1 \dots (w^\perp)^1 (w^\perp)^1) & m((w^\perp)^1 \dots (w^\perp)^1 (w^\perp)^2) & \dots & ((w^\perp)^2 \dots (w^\perp)^2 (w^\perp)^2) \\ ((w^\perp)^1 \dots (w^\perp)^1 (w^\perp)^1) & ((w^\perp)^1 \dots (w^\perp)^1 (w^\perp)^2 + (m-1)(w^\perp)^1 \dots (w^\perp)^2 (w^\perp)^1) & \dots & ((w^\perp)^2 \dots (w^\perp)^2 (w^\perp)^2) \\ \dots & \dots & \dots & \dots \\ ((w^\perp)^1 \dots (w^\perp)^1 (w^\perp)^1) & ((w^\perp)^2 \dots (w^\perp)^1 (w^\perp)^1 + (m-1)(w^\perp)^1 \dots (w^\perp)^1 (w^\perp)^2) & \dots & ((w^\perp)^2 \dots (w^\perp)^2 (w^\perp)^2) \\ ((w^\perp)^1 \dots (w^\perp)^1 (w^\perp)^1) & m((w^\perp)^1 \dots (w^\perp)^1 (w^\perp)^2) & \dots & ((w^\perp)^2 \dots (w^\perp)^2 (w^\perp)^2) \end{bmatrix},$$

A is the $(m+1) \times (m+1)$ order matrix and

$$Y := \begin{bmatrix} \mathcal{I}\mathbf{f}(\psi_\phi, t_d) \\ \mathcal{K}^2 \mathbf{f}(\psi_\phi, t_d) \\ \dots \\ \mathcal{K}^{(m-1)} \mathbf{f}(\psi_\phi, t_d) \\ \mathcal{J}\mathbf{f}(\psi_\phi, t_d) \end{bmatrix}_{(m+1) \times 1} \quad X := \begin{bmatrix} \mathcal{R}f_{1\dots 11}(\psi_\phi, t_d) \\ \mathcal{R}f_{1\dots 12}(\psi_\phi, t_d) \\ \dots \\ \mathcal{R}f_{12\dots 22}(\psi_\phi, t_d) \\ \mathcal{R}f_{22\dots 22}(\psi_\phi, t_d) \end{bmatrix}_{(m+1) \times 1}.$$

Now from [DS15], we have that $A^2 = I_{(m+1) \times (m+1)}$, where $I_{(m+1) \times (m+1)}$ is the identity matrix of order $(m+1) \times (m+1)$, hence the matrix A is invertible and the system (24) has a unique solution for X . Thus, we have that the Radon transform of each component of the m -tensor field, is known and from the inversion formula for the Radon transform for functions we have

the following explicit formula for each components of m -tensor field:

$$f_{i_1 i_2 \dots i_m}(\mathbf{x}) = \frac{1}{2\pi} (-\Delta)^{1/2} \int_0^{2\pi} \mathcal{R}f_{i_1 i_2 \dots i_m}((\cos \alpha, \sin \alpha), x \cos \alpha + y \sin \alpha) d\alpha, \quad (25)$$

where the operator $(-\Delta)^{1/2}$ is defined with the help of the following property of Fourier transform, $(-\Delta f)^\wedge(\xi) = |\xi|^2 \widehat{f}(\xi)$. Therefore, by using the inversion formula of the Radon transform (25), we obtain the inversion formula for the symmetric m -tensor field \mathbf{f} . This completes the proof of the theorem. \square

4 Proof of Theorem 2.10

In this section, we give the series formula that allows us to obtain the symmetric 2-tensor field from the mixed, longitudinal, and transverse V-line transforms. We start with a definition and some properties of the Mellin transform, required to give the series formula for the components of the tensor fields which is the aim of Theorem 2.10.

Definition 4.1 ([PFD95]). The **Mellin transform** for a complex-valued integrable function f that decays at infinity, denoted by $\mathcal{P}f$, is the function of complex variable s and given by

$$\mathcal{P}f(s) := \int_0^\infty p^{s-1} f(p) dp.$$

The Mellin transform satisfies the following identities:

1. $\mathcal{P} \left[r^k f(r) \right] (s) = \mathcal{P}f(s + k)$
2. $\mathcal{P} \left[\int_t^\infty f(x) dx \right] (s) = \frac{\mathcal{P}f(s + 1)}{s}$

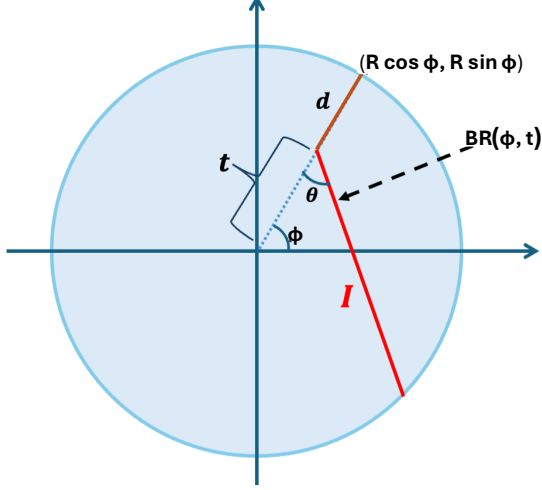


Figure 2(a) A sketch of modified parametrization of the broken line $B(\phi, t)$ with $t = R - d$.

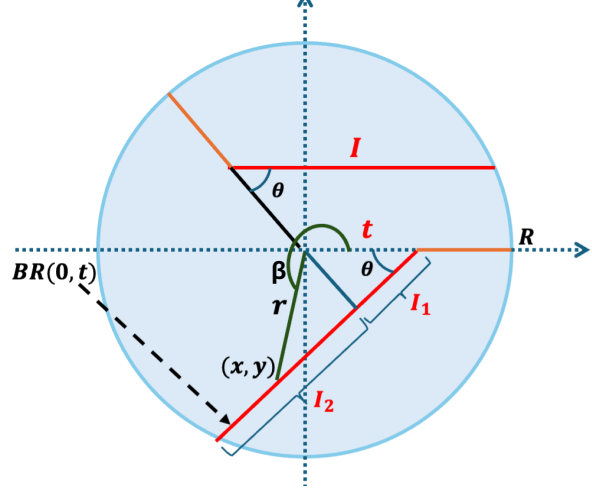


Figure 2(b) Here $B(0, t)$ is the broken line obtained by rotating $B(\phi, t)$ clockwise by an angle ϕ .

In order to simplify the upcoming calculations, we reparametrize the broken lines described by two parameters: $\phi \in [0, 2\pi)$ and $d \in [0, R]$ to $\phi \in [0, 2\pi)$ and the new parameter $t = R - d$ where d denotes the distance travelled along the diameter before scattering. In other words, broken rays are now parameterized by the ordered pair (ϕ, t) as shown in **2Figure 2(a)**.

Let us denote

$$\mathbf{f}(\beta, r) := \begin{bmatrix} f_{11}(\beta, r) & f_{12}(\beta, r) \\ f_{12}(\beta, r) & f_{22}(\beta, r) \end{bmatrix}$$

the unknown symmetric 2-tensor field \mathbf{f} in polar coordinates and

$$\mathcal{F}(\phi, t) := \mathcal{L}\mathbf{f}(\phi, t), \quad \mathcal{G}(\phi, t) := \mathcal{T}\mathbf{f}(\phi, t), \quad \text{and} \quad \mathcal{H}(\phi, t) := \mathcal{M}\mathbf{f}(\phi, t).$$

Then the Fourier series of $f_{11}(\beta, r)$, $f_{12}(\beta, r)$, $f_{22}(\beta, r)$, $\mathcal{F}(\phi, t)$, $\mathcal{G}(\phi, t)$ and $\mathcal{H}(\phi, t)$ are given by:

$$f_{11}(\beta, r) = \sum_{n=-\infty}^{\infty} a_n(r) e^{in\beta}, \quad \text{with} \quad a_n(r) = \frac{1}{2\pi} \int_0^{2\pi} f_{11}(\beta, r) e^{-in\beta} d\beta \quad (26)$$

$$f_{12}(\beta, r) = \sum_{n=-\infty}^{\infty} b_n(r) e^{in\beta}, \quad \text{with} \quad b_n(r) = \frac{1}{2\pi} \int_0^{2\pi} f_{12}(\beta, r) e^{-in\beta} d\beta \quad (27)$$

$$f_{22}(\beta, r) = \sum_{n=-\infty}^{\infty} c_n(r) e^{in\beta}, \quad \text{with} \quad c_n(r) = \frac{1}{2\pi} \int_0^{2\pi} f_{22}(\beta, r) e^{-in\beta} d\beta \quad (28)$$

$$\mathcal{F}(\phi, t) = \sum_{n=-\infty}^{\infty} F_n(t) e^{in\phi}, \quad \text{with } F_n(t) = \frac{1}{2\pi} \int_0^{2\pi} \mathcal{F}(\phi, t) e^{-in\phi} d\phi \quad (29)$$

$$\mathcal{G}(\phi, t) = \sum_{n=-\infty}^{\infty} G_n(t) e^{in\phi}, \quad \text{with } G_n(t) = \frac{1}{2\pi} \int_0^{2\pi} \mathcal{G}(\phi, t) e^{-in\phi} d\phi \quad (30)$$

$$\mathcal{H}(\phi, t) = \sum_{n=-\infty}^{\infty} H_n(t) e^{in\phi}, \quad \text{with } H_n(t) = \frac{1}{2\pi} \int_0^{2\pi} \mathcal{H}(\phi, t) e^{-in\phi} d\phi. \quad (31)$$

Firstly, we show that the Fourier coefficients of each component of the 2-tensor field can be expressed in terms of the Fourier coefficients of the longitudinal, transverse and mixed V-line transforms and using the inversion formula for Mellin-transform, we conclude the proof of main Theorem 4.3. In the next proposition, we prove the relation between the Fourier coefficients of 2-tensor fields in terms of the Fourier coefficients of the given data.

Proposition 4.2. If F_n , G_n , and H_n are the Fourier coefficients of the Fourier series as determined above for the longitudinal, transverse and mixed V-line respectively, and a_n , b_n , and c_n are the n th Fourier coefficients of the components f_{11} , f_{12} and f_{22} of the 2-tensor field \mathbf{f} respectively. We have the following relations holds:

$$\begin{aligned} & (2F_n(t) + F_{n+2}(t) + F_{n-2}(t)) + (2G_n(t) - G_{n+2}(t) - G_{n-2}(t)) + 2i(H_{n-2}(t) - H_{n+2}(t)) \\ & = 4i \left(\int_t^R a_n(r) e^{in\beta} ds + \int_I a_n(r) e^{2i\theta} e^{in\beta} ds \right), \end{aligned} \quad (32)$$

$$\begin{aligned} & (F_{n-2}(t) - F_{n+2}(t)) - (G_{n-2}(t) - G_{n+2}(t)) + 2i(H_{n-2}(t) + H_{n+2}(t)) \\ & = 4i \left(\int_t^R b_n(r) e^{in\beta} ds + \int_I b_n(r) e^{2i\theta} e^{in\beta} ds \right) \end{aligned} \quad (33)$$

and

$$\begin{aligned} & (2F_n(t) - F_{n-2}(t) - F_{n+2}(t)) + (2G_n(t) + G_{n-2}(t) + G_{n+2}(t)) + 2i(H_{n+2}(t) - H_{n-2}(t)) \\ & = 4 \left(\int_t^R c_n(r) e^{in\beta} ds + \int_I c_n(r) e^{2i\theta} e^{in\beta} ds \right). \end{aligned} \quad (34)$$

Proof. Let $\tilde{\Theta}(\phi, t)$ denote the unit vector field along the broken ray $BR(\phi, t)$. More precisely, $\tilde{\Theta}(\phi, t) = \mathbf{u}_\phi = -(\cos \phi, \sin \phi)$ for the first section of the broken ray that starts from the boundary

of the disk $\partial\mathbb{D}_R$ and $\tilde{\Theta}(\phi, t) = \mathbf{v}_\phi = -(\cos(\theta + \phi), \sin(\theta + \phi))$ along the second section of the broken ray. We have

$$\begin{aligned} \mathcal{F}(\phi, t) &= \mathcal{L}\mathbf{f}(\phi, t) = \int_{BR(\phi, t)} \langle \mathbf{f}(\beta, r), \tilde{\Theta}_\phi^2 \rangle ds = \int_{BR(0, t)} \langle \mathbf{f}(\beta + \phi, r), \tilde{\Theta}_\phi^2 \rangle ds \\ &= \int_t^R \langle \mathbf{f}(\phi, r), \mathbf{u}_\phi^2 \rangle dr + \int_I \langle \mathbf{f}(\beta + \phi, r), \mathbf{v}_\phi^2 \rangle ds. \end{aligned}$$

In the above expression, the first integral is along the x -axis (hence the angle $\beta = 0$ and dr be the length measure along the corresponding line), and the second integral is along the other section of the broken ray $B(0, t)$.

$$\begin{aligned} \mathcal{F}(\phi, t) &= \sum_{n=-\infty}^{\infty} \int_t^R (a_n(r)u_1^2 + 2b_n(r)u_1u_2 + c_n(r)u_2^2) e^{in\phi} dr \\ &+ \sum_{n=-\infty}^{\infty} \int_I (a_n(r)v_1^2 + 2b_n(r)v_1v_2 + c_n(r)v_2^2) e^{in(\beta+\phi)} ds \\ &= \sum_{n=-\infty}^{\infty} \int_t^R (a_n(r)\cos^2\phi + 2b_n(r)\cos\phi\sin\phi + c_n(r)\sin^2\phi) e^{in\phi} dr \\ &+ \sum_{n=-\infty}^{\infty} \int_I (a_n(r)\cos^2(\phi+\theta) + 2b_n(r)\cos(\phi+\theta)\sin(\phi+\theta) + c_n(r)\sin^2(\phi+\theta)) e^{in(\beta+\phi)} ds. \end{aligned}$$

Now, putting the value of $\cos\theta = \frac{e^{i\theta} + e^{-i\theta}}{2}$ and $\sin\theta = \frac{e^{i\theta} - e^{-i\theta}}{2i}$ in the above expression of $\mathcal{F}(\phi, t)$, and after simplification, we have

$$\begin{aligned} 4\mathcal{F}(\phi, t) &= \sum_{n=-\infty}^{\infty} \int_t^R \{a_n(r) - c_n(r) - 2ib_n(r)\} e^{in\beta} e^{i(n+2)\phi} dr \\ &+ \sum_{n=-\infty}^{\infty} \int_t^R \{a_n(r) - c_n(r) + 2ib_n(r)\} e^{in\beta} e^{i(n-2)\phi} dr \\ &+ 2 \sum_{n=-\infty}^{\infty} \int_t^R \{a_n(r) + c_n(r)\} e^{in\beta} e^{in\phi} dr \\ &+ \sum_{n=-\infty}^{\infty} \int_I \{a_n(r) - c_n(r) - 2ib_n(r)\} e^{2i\theta} e^{in\beta} e^{i(n+2)\phi} dr \\ &+ \sum_{n=-\infty}^{\infty} \int_I \{a_n(r) - c_n(r) + 2ib_n(r)\} e^{2i\theta} e^{in\beta} e^{i(n-2)\phi} dr \end{aligned}$$

$$\begin{aligned}
 & + 2 \sum_{n=-\infty}^{\infty} \int_I \{a_n(r) + c_n(r)\} e^{2i\theta} e^{in\beta} e^{in\phi} dr \\
 = & \sum_{n=-\infty}^{\infty} \int_t^R \{a_{n-2}(r) - c_{n-2}(r) - 2ib_{n-2}(r)\} e^{i(n-2)\beta} e^{in\phi} dr \\
 & + \sum_{n=-\infty}^{\infty} \int_t^R \{a_{n+2}(r) - c_{n+2}(r) + 2ib_{n+2}(r)\} e^{i(n+2)\beta} e^{in\phi} dr \\
 & + 2 \sum_{n=-\infty}^{\infty} \int_t^R \{a_n(r) + c_n(r)\} e^{in\beta} e^{in\phi} dr \\
 & + \sum_{n=-\infty}^{\infty} \int_I \{a_{n-2}(r) - c_{n-2}(r) - 2ib_{n-2}(r)\} e^{2i\theta} e^{i(n-2)\beta} e^{in\phi} dr \\
 & + \sum_{n=-\infty}^{\infty} \int_I \{a_{n+2}(r) - c_{n+2}(r) + 2ib_{n+2}(r)\} e^{2i\theta} e^{i(n+2)\beta} e^{in\phi} dr \\
 & + 2 \sum_{n=-\infty}^{\infty} \int_I \{a_n(r) + c_n(r)\} e^{2i\theta} e^{in\beta} e^{in\phi} dr.
 \end{aligned}$$

By comparing the previous relation with the Fourier series $\mathcal{F}(\phi, t) = \sum_{n=-\infty}^{\infty} F_n(t) e^{in\phi}$, we obtain the following expression

$$\begin{aligned}
 4F_n(t) = & \int_t^R \{a_{n-2}(r) - c_{n-2}(r) - 2ib_{n-2}(r)\} e^{i(n-2)\beta} dr \\
 & + \int_t^R \{a_{n+2}(r) - c_{n+2}(r) + 2ib_{n+2}(r)\} e^{i(n+2)\beta} dr \\
 & + 2 \int_t^R \{a_n(r) + c_n(r)\} e^{in\beta} dr \\
 & + \int_I \{a_{n-2}(r) - c_{n-2}(r) - 2ib_{n-2}(r)\} e^{2i\theta} e^{i(n-2)\beta} dr \\
 & + \int_I \{a_{n+2}(r) - c_{n+2}(r) + 2ib_{n+2}(r)\} e^{2i\theta} e^{i(n+2)\beta} dr \\
 & + 2 \int_I \{a_n(r) + c_n(r)\} e^{2i\theta} e^{in\beta} dr. \tag{35}
 \end{aligned}$$

By repeating similar type of calculations and comparing the coefficients of the Fourier series of

$\mathcal{G}(\phi, t) = \sum_{n=-\infty}^{\infty} G_n(t)e^{in\phi}$ and $\mathcal{H}(\phi, t) = \sum_{n=-\infty}^{\infty} H_n(t)e^{in\phi}$, we have the following identities:

$$\begin{aligned}
 4G_n(t) &= - \int_t^R \{a_{n-2}(r) - c_{n-2}(r) - 2ib_{n-2}(r)\} e^{i(n-2)\beta} dr \\
 &\quad + \int_t^R \{-a_{n+2}(r) + c_{n+2}(r) - 2ib_{n+2}(r)\} e^{i(n+2)\beta} dr \\
 &\quad + 2 \int_t^R \{a_n(r) + c_n(r)\} e^{in\beta} dr \\
 &\quad - \int_I \{a_{n-2}(r) - c_{n-2}(r) - 2ib_{n-2}(r)\} e^{2i\theta} e^{i(n-2)\beta} dr \\
 &\quad + \int_I \{-a_{n+2}(r) + c_{n+2}(r) - 2ib_{n+2}(r)\} e^{2i\theta} e^{i(n+2)\beta} dr \\
 &\quad + 2 \int_I \{a_n(r) + c_n(r)\} e^{2i\theta} e^{in\beta} dr
 \end{aligned} \tag{36}$$

and

$$\begin{aligned}
 4H_n(t) &= \int_t^R \{2b_{(n-2)}(r) + i(a_{(n-2)}(r) - c_{(n-2)}(r))\} e^{i(n-2)\beta} dr \\
 &\quad + \int_t^R \{2b_{(n+2)}(r) - i(a_{(n+2)}(r) - c_{(n+2)}(r))\} e^{i(n+2)\beta} dr \\
 &\quad + \int_I \{2b_{(n-2)}(r) + i(a_{(n-2)}(r) - c_{(n-2)}(r))\} e^{2i\theta} e^{i(n-2)\beta} dr \\
 &\quad + \int_I \{2b_{(n+2)}(r) - i(a_{(n+2)}(r) - c_{(n+2)}(r))\} e^{2i\theta} e^{i(n+2)\beta} dr.
 \end{aligned} \tag{37}$$

Adding equations (35) and (36), we have

$$F_n(t) + G_n(t) = \int_t^R [a_n(r) + c_n(r)] e^{in\beta} dr + \int_I [a_n(r) + c_n(r)] e^{in\beta} e^{2i\theta} ds, \tag{38}$$

and after subtracting equation (36) from equation (35), we get

$$\begin{aligned}
 2(F_n(t) - G_n(t)) &= \int_t^R \{a_{n-2}(r) - c_{n-2}(r) - 2ib_{n-2}(r)\} e^{i(n-2)\beta} dr \\
 &\quad + \int_t^R \{a_{n+2}(r) - c_{n+2}(r) + 2ib_{n+2}(r)\} e^{i(n+2)\beta} dr \\
 &\quad + \int_I \{a_{n-2}(r) - c_{n-2}(r) - 2ib_{n-2}(r)\} e^{2i\theta} e^{i(n-2)\beta} ds
 \end{aligned}$$

$$+ \int_I \{a_{n+2}(r) - c_{n+2}(r) + 2ib_{n+2}(r)\} e^{2i\theta} e^{i(n+2)\beta} ds. \quad (39)$$

Now multiply equation (37) with i and add it to equation (39), we have

$$\begin{aligned} F_n(t) - G_n(t) + 2iH_n(t) &= \int_t^R \{a_{n+2}(r) - c_{n+2}(r) + 2ib_{n+2}(r)\} e^{i(n+2)\beta} dr \\ &+ \int_I \{a_{n+2}(r) - c_{n+2}(r) + 2ib_{n+2}(r)\} e^{2i\theta} e^{i(n+2)\beta} ds. \end{aligned} \quad (40)$$

Multiply equation (37) with i and subtract it from equation (39), we have

$$\begin{aligned} F_n(t) - G_n(t) - 2iH_n(t) &= \int_t^R \{a_{n-2}(r) - c_{n-2}(r) - 2ib_{n-2}(r)\} e^{i(n-2)\beta} dr \\ &+ \int_I \{a_{n-2}(r) - c_{n-2}(r) - 2ib_{n-2}(r)\} e^{2i\theta} e^{i(n-2)\beta} ds \end{aligned} \quad (41)$$

Equations (40) and (41) can be further rewritten in the following form:

$$\begin{aligned} F_{n-2}(t) - G_{n-2}(t) + 2iH_{n-2}(t) &= \int_t^R \{a_n(r) - c_n(r) + 2ib_n(r)\} e^{in\beta} dr \\ &+ \int_I \{a_n(r) - c_n(r) + 2ib_n(r)\} e^{2i\theta} e^{in\beta} ds. \end{aligned} \quad (42)$$

and

$$\begin{aligned} F_{n+2}(t) - G_{n+2}(t) - 2iH_{n+2}(t) &= \int_t^R \{a_n(r) - c_n(r) - 2ib_n(r)\} e^{in\beta} dr \\ &+ \int_I \{a_n(r) - c_n(r) - 2ib_n(r)\} e^{2i\theta} e^{in\beta} ds. \end{aligned} \quad (43)$$

By simplifying the above two expressions in (43), (42) and using (38), we get

$$\begin{aligned} (2F_n(t) + F_{n+2}(t) + F_{n-2}(t)) + (2G_n(t) - G_{n+2}(t) - G_{n-2}(t)) + 2i(H_{n-2}(t) - H_{n+2}(t)) \\ = 4i \left(\int_t^R a_n(r) e^{in\beta} ds + \int_I a_n(r) e^{2i\theta} e^{in\beta} ds \right) \end{aligned}$$

and

$$\begin{aligned} (F_{n-2}(t) - F_{n+2}(t)) - (G_{n-2}(t) - G_{n+2}(t)) + 2i(H_{n-2}(t) + H_{n+2}(t)) \\ = 4i \left(\int_t^R b_n(r) e^{in\beta} ds + \int_I b_n(r) e^{2i\theta} e^{in\beta} ds \right) \end{aligned}$$

and

$$\begin{aligned} & (2F_n(t) - F_{n-2}(t) - F_{n+2}(t)) + (2G_n(t) + G_{n-2}(t) + G_{n+2}(t)) + 2i(H_{n+2}(t) - H_{n-2}(t)) \\ &= 4 \left(\int_t^R c_n(r) e^{in\beta} ds + \int_I c_n(r) e^{2i\theta} e^{in\beta} ds \right). \end{aligned}$$

□

As mentioned earlier, our main goal is to reconstruct symmetric 2-tensor fields \mathbf{f} from the combination of $\mathcal{L}\mathbf{f}$, $\mathcal{T}\mathbf{f}$ and $\mathcal{M}\mathbf{f}$. For this, we first show that the Mellin transform a_n , b_n and c_n can be explicitly expressed in terms of the Mellin transform of F_n , G_n and H_n . In the end, by using the inversion formulas for the Mellin transform, we recover a_n , b_n and c_n explicitly.

Theorem 4.3. For $n \in \mathbb{Z}$, let a_n , b_n and c_n are the Fourier coefficients (defined in (26), (27) and (28)) of components of a symmetric 2-tensor field $\mathbf{f} \in C_0^\infty(\mathbb{D}_R, S^2(\mathbb{R}^2))$. Then, we have

$$\mathcal{P}a_n(s) = \frac{\mathcal{P}(2F_n + F_{n+2} + F_{n-2} + 2G_n - G_{n+2})(s-1) + 2i\mathcal{P}(2H_{n-2} - H_{n+2})(s-1)}{4 \left[\frac{1}{s-1} + \mathcal{P}h_n(s-1) \right]},$$

$$\mathcal{P}b_n(s) = \frac{2\mathcal{P}(H_{n-2} + H_{n+2})(s-1) - i\mathcal{P}(F_{n-2} - F_{n+2}) + (2G_n - G_{n+2})(s-1)}{4 \left[\frac{1}{s-1} + \mathcal{P}h_n(s-1) \right]},$$

and

$$\mathcal{P}c_n(s) = \frac{\mathcal{P}(2F_n - F_{n-2} - F_{n+2} + 2G_n + G_{n-2} + G_{n+2})(s-1) + 2i\mathcal{P}(H_{n+2} - H_{n-2})(s-1)}{4 \left[\frac{1}{s-1} + \mathcal{P}h_n(s-1) \right]},$$

for $\text{Re}(s) > 1$, where the piece-wise function h_n is defined as follows:

$$h_n(t) = \begin{cases} (-1)^n e^{i\theta} e^{in\psi(t)} \frac{1+t \cos[\psi(t)] + t^2 \sin[\psi(t)] \frac{\sin \theta}{\sqrt{1-t^2 \sin^2(\theta)}}}{\sqrt{1+t^2+2t \cos[\psi(t)]}}, & \text{for } 0 < t \leq 1 \\ (-1)^n e^{i\theta} e^{in\psi(t)} \frac{1+t \cos[\psi(t)] + t^2 \sin[\psi(t)] \frac{\sin \theta}{\sqrt{1-t^2 \sin^2(\theta)}}}{\sqrt{1+t^2+2t \cos[\psi(t)]}}, & \text{for } 1 < t < \frac{1}{\sin \theta} \\ -e^{i\theta} e^{in[2\theta-\psi(t)]} \frac{1-t \cos[2\theta-\psi(t)] + t^2 \sin[2\theta-\psi(t)] \frac{\sin \theta}{\sqrt{1-t^2 \sin^2(\theta)}}}{\sqrt{1+t^2-2t \cos[2\theta-\psi(t)]}}, & \text{for } t > \frac{1}{\sin \theta} \\ 0, & \end{cases}$$

with $\psi(t) = \sin^{-1}(t \sin \theta) + \theta$.

Proof. First, we split the line segment I in two sections I_1 and I_2 , where $I_1 := \{(x, y) : y = (x - t) \tan \theta, t \sin^2 \theta \leq x \leq t\}$ and $I_2 := \{(x, y) : y = (x - t) \tan \theta, -\infty \leq x \leq t \sin^2 \theta\}$ (see **2Figure 2(a)**). The following representations, for the polar angles $\beta(r)$ that are obtained by a point $(x, y) \in I$:

$$\beta(r) = \begin{cases} 2\theta - \psi(t/r), & \text{for } (x, y) \in I_1 \\ \pi + \psi(t/r), & \text{for } (x, y) \in I_2 \end{cases},$$

where $\psi(t) = \sin^{-1}(t \sin \theta) + \theta$, and

$$ds = \frac{r - t \cos \beta + tr \frac{d\beta}{dr} \sin \beta}{\sqrt{r^2 + t^2 - 2rt \cos \beta}} dr.$$

where ds be the length measures for the line interval I (please refer to [AM13a, Theorem 2] for more details).

Hence we have

$$ds = \begin{cases} \frac{r - t \cos[2\theta - \psi(\frac{t}{r})] + \frac{t^2}{r} \sin[2\theta - \psi(\frac{t}{r})] \frac{\sin \theta}{\sqrt{1 - \frac{t^2}{r^2} \sin^2 \theta}}}{\sqrt{r^2 + t^2 - 2tr \cos[2\theta - \psi(\frac{t}{r})]}} dr, & \text{for } (x, y) \in I_1 \\ \frac{r - t \cos[\pi + \psi(\frac{t}{r})] - \frac{t^2}{r} \sin[\pi + \psi(\frac{t}{r})] \frac{\sin \theta}{\sqrt{1 - \frac{t^2}{r^2} \sin^2 \theta}}}{\sqrt{r^2 + t^2 - 2tr \cos[\pi + \psi(\frac{t}{r})]}} dr, & \text{for } (x, y) \in I_2. \end{cases}$$

After putting the value of β and ds into the expression (32), we get

$$\begin{aligned} & \frac{1}{4i} [(2F_n(t) + F_{n+2}(t) + F_{n-2}(t)) + (2G_n(t) - G_{n+2}(t) - G_{n-2}(t)) + 2i(H_{n-2}(t) - H_{n+2}(t))] \\ &= \int_t^R a_n(r) dr + \int_t^{t \sin \theta} a_n(r) e^{i\theta} e^{in[2\theta - \psi(\frac{t}{r})]} \frac{r - t \cos[2\theta - \psi(\frac{t}{r})] + \frac{t^2}{r} \sin[2\theta - \psi(\frac{t}{r})] \frac{\sin \theta}{\sqrt{1 - \frac{t^2}{r^2} \sin^2 \theta}}}{\sqrt{r^2 + t^2 - 2tr \cos[2\theta - \psi(\frac{t}{r})]}} dr \\ &+ \int_{t \sin \theta}^\infty a_n(r) e^{i\theta} e^{in[\pi + \psi(\frac{t}{r})]} \frac{r - t \cos[\pi + \psi(\frac{t}{r})] - \frac{t^2}{r} \sin[\pi + \psi(\frac{t}{r})] \frac{\sin \theta}{\sqrt{1 - \frac{t^2}{r^2} \sin^2 \theta}}}{\sqrt{r^2 + t^2 - 2tr \cos[\pi + \psi(\frac{t}{r})]}} dr \\ &= \int_t^R a_n(r) dr - \int_{t \sin \theta}^t a_n(r) e^{i\theta} e^{in[2\theta - \psi(\frac{t}{r})]} \frac{1 - \frac{t}{r} \cos[2\theta - \psi(\frac{t}{r})] + \frac{t^2}{r^2} \sin[2\theta - \psi(\frac{t}{r})] \frac{\sin \theta}{\sqrt{1 - \frac{t^2}{r^2} \sin^2 \theta}}}{\sqrt{1 + \frac{t^2}{r^2} - 2\frac{t}{r} \cos[2\theta - \psi(\frac{t}{r})]}} dr \\ &+ (-1)^n \int_{t \sin \theta}^\infty a_n(r) e^{i\theta} e^{in[\psi(\frac{t}{r})]} \frac{1 + \frac{t}{r} \cos[\psi(\frac{t}{r})] + \frac{t^2}{r^2} \sin[\psi(\frac{t}{r})] \frac{\sin \theta}{\sqrt{1 - \frac{t^2}{r^2} \sin^2 \theta}}}{\sqrt{1 + \frac{t^2}{r^2} + 2\frac{t}{r} \cos[\psi(\frac{t}{r})]}} dr \end{aligned}$$

$$= \int_t^R a_n(r) dr + \{[ra_n(r)] \times h_n\}(t)$$

where

$$\{f \times g\}(s) = \int_0^\infty f(r)g\left(\frac{s}{r}\right) \frac{dr}{r}.$$

Now, applying the Mellin transform on both sides in the last expression, and using the properties (1) and (2) of the Mellin transform, we get

$$\begin{aligned} & \mathcal{P}(2F_n + F_{n+2} + F_{n-2} + 2G_n - G_{n+2})(s-1) + 2i\mathcal{P}(2H_{n-2} - H_{n+2})(s) \\ & = 4 \left[\frac{1}{s} \mathcal{P}a_n(s+1) + \mathcal{P}a_n(s+1)\mathcal{P}h_n(s) \right]. \end{aligned}$$

Finally, we have the following expression for a_n in terms of Mellin transform of given data

$$\mathcal{P}a_n(s) = \frac{\mathcal{P}(2F_n + F_{n+2} + F_{n-2} + 2G_n - G_{n+2})(s-1) + 2i\mathcal{P}(2H_{n-2} - H_{n+2})(s-1)}{4 \left[\frac{1}{s-1} + \mathcal{P}h_n(s-1) \right]},$$

where $Re(s) > 1$. We also derive expressions for b_n and c_n in terms of the Mellin transform by using similar types of analysis as we performed for the above expression, and they are given as follows:

$$\mathcal{P}b_n(s) = \frac{2\mathcal{P}(H_{n-2} + H_{n+2})(s-1) - i\mathcal{P}(F_{n-2} - F_{n+2} + 2G_n - G_{n+2})(s-1)}{4 \left[\frac{1}{s-1} + \mathcal{P}h_n(s-1) \right]},$$

and

$$\mathcal{P}c_n(s) = \frac{\mathcal{P}(2F_n - F_{n-2} - F_{n+2} + 2G_n + G_{n-2} + G_{n+2})(s-1) + 2i\mathcal{P}(H_{n+2} - H_{n-2})(s-1)}{4 \left[\frac{1}{s-1} + \mathcal{P}h_n(s-1) \right]},$$

for $Re(s) > 1$. This completes the proof of the Theorem 4.3. \square

Now we use the inversion formula for the Mellin transform to get following formulas for a_n , b_n , and c_n for any $t > 1$:

$$a_n(r) = \lim_{T \rightarrow \infty} \frac{1}{2\pi i} \int_{t-Ti}^{t+Ti} r^{-s} \mathcal{A}_n(s) ds, \quad (44)$$

$$b_n(r) = \lim_{T \rightarrow \infty} \frac{1}{2\pi i} \int_{t-Ti}^{t+Ti} r^{-s} \mathcal{B}_n(s) ds, \quad (45)$$

$$c_n(r) = \lim_{T \rightarrow \infty} \frac{1}{2\pi i} \int_{t-Ti}^{t+Ti} r^{-s} \mathcal{C}_n(s) ds, \quad (46)$$

where

$$\mathcal{A}_n(s) = \frac{\mathcal{P}(2F_n + F_{n+2} + F_{n-2} + 2G_n - G_{n+2})(s-1) + 2i\mathcal{P}(2H_{n-2} - H_{n+2})(s-1)}{4 \left[\frac{1}{s-1} + \mathcal{P}h_n(s-1) \right]},$$

$$\mathcal{B}_n(s) = \frac{2\mathcal{P}(H_{n-2} + H_{n+2})(s-1) - i\mathcal{P}(F_{n-2} - F_{n+2} + 2G_n - G_{n+2})(s-1)}{4 \left[\frac{1}{s-1} + \mathcal{P}h_n(s-1) \right]},$$

$$\mathcal{C}_n(s) = \frac{\mathcal{P}(2F_n - F_{n-2} - F_{n+2} + 2G_n + G_{n-2} + G_{n+2})(s-1) + 2i\mathcal{P}(H_{n+2} - H_{n-2})(s-1)}{4 \left[\frac{1}{s-1} + \mathcal{P}h_n(s-1) \right]}.$$

This completes the recovery of the Fourier coefficients of each components of 2-tensor field which will give the reconstruction for each components of 2-tensor fields. Hence the proof of Theorem 2.10, is completed.

5 Acknowledgements

The author acknowledges the support of UGC, the Government of India, with a research fellowship. This work was partially supported by the FIST program of the Department of Science and Technology, Government of India, Reference No. SR/FST/MS-I/2018/22(C). I would like to thank Dr. Manmohan Vashisth and Dr. Rohit Kumr Mishra for suggesting the problem and useful discussions while working on this article.

References

- [ABKQ13] G. Ambartsoumian, J. Boman, V. P. Krishnan, and E. T. Quinto. Microlocal analysis of an ultrasound transform with circular source and receiver trajectories. *American Mathematical Society, Series Contemporary Mathematics*, 598:45–58, 2013.
- [AJM24] G. Ambartsoumian, M. J. Latifi Jebelli, and R. K. Mishra. Numerical implementation of generalized V-line transforms on 2D vector fields and their inversions. *SIAM Journal on Imaging Sciences*, 17(1):595–631, 2024.

- [ALJM20] G. Ambartsoumian, M. J. Latifi Jebelli, and R. K. Mishra. Generalized V-line transforms in 2D vector tomography. *Inverse Problems*, 36(10):104002, 2020.
- [AM13a] G. Ambartsoumian and S. Moon. A series formula for inversion of the V-line Radon transform in a disc. *Computers & Mathematics with Applications*, 66(9):1567–1572, 2013.
- [AM13b] G. Ambartsoumian and S. Moon. A series formula for inversion of the V-line Radon transform in a disc. *Computers & Mathematics with Applications*, 66(9):1567–1572, 2013.
- [Amb12] G. Ambartsoumian. Inversion of the V-line Radon transform in a disc and its applications in imaging. *Computers & Mathematics with Applications*, 64(3):260–265, 2012.
- [Amb23] G. Ambartsoumian. *Generalized Radon Transforms and Imaging by Scattered Particles: Broken Rays, Cones, and Stars in Tomography*. World Scientific, 2023.
- [AMZ24a] G. Ambartsoumian, R. K. Mishra, and I. Zamindar. V-line 2-tensor tomography in the plane. *Inverse Problems*, 40(3):Paper No. 035003, 24, 2024.
- [AMZ24b] G. Ambartsoumian, R. K. Mishra, and I. Zamindar. V-line tensor tomography: numerical results. *arXiv preprint arXiv:2405.03249*, 2024.
- [BMV25] R. Bhardwaj, R. K. Mishra, and M. Vashisth. On the inversion of generalized V-line transform of a vector field in \mathbb{R}^2 . *Mathematical Methods in the Applied Sciences*, 2025.
- [BZG96] R. Basko, G.I. Zeng, and G. T. Gullberg. Analytical reconstruction formula for one-dimensional Compton camera. *1996 IEEE Nuclear Science Symposium. Conference Record*, 3:1772–1776 vol.3, 1996.
- [BZG97a] R. Basko, G. L. Zeng, and G. T. Gullberg. Analytical reconstruction formula for one-dimensional Compton camera. *IEEE Transactions on Nuclear Science*, 44(3):1342–1346, 1997.
- [BZG97b] R. Basko, G. L. Zeng, and G. T. Gullberg. Fully three-dimensional image reconstruction from "V"-projections acquired by Compton camera with three vertex

- electronic collimation. In *1997 IEEE Nuclear Science Symposium Conference Record*, volume 2, pages 1077–1081. IEEE, 1997.
- [BZG98] R. Basko, G. L. Zeng, and G. T. Gullberg. Application of spherical harmonics to image reconstruction for the Compton camera. *Physics in medicine and biology*, 43 4:887–94, 1998.
- [Den94] A. Denisyuk. Inversion of the generalized Radon transform. *Translations of the American Mathematical Society-Series 2*, 162:19–32, 1994.
- [Den06] A. Denisyuk. Inversion of the X-ray transform for 3D symmetric tensor fields with sources on a curve. *Inverse problems*, 22(2):399, 2006.
- [DS15] E. Yu. Derevtsov and I. E. Svetov. Tomography of tensor fields in the plain. *Eurasian J. Math. Comput. Appl*, 3(2):24–68, 2015.
- [Esk04] G. Eskin. Inverse boundary value problems in domains with several obstacles. *Inverse Problems*, 20.5:1497, 2004.
- [FMS08] L. Florescu, V. A. Markel, and J. C. Schotland. Single-scattering optical tomography: simultaneous reconstruction of scattering and absorption. *Physical review. E, Statistical, nonlinear, and soft matter physics*, 81 1 Pt 2:016602, 2008.
- [FMS10a] L. Florescu, V. A. Markel, and J. C. Schotland. Inversion formulas for the broken-ray Radon transform. *Inverse Problems*, 27:025002, 2010.
- [FMS10b] L. Florescu, V. A. Markel, and J. C. Schotland. Single-scattering optical tomography: simultaneous reconstruction of scattering and absorption. *Physical Review E*, 81(1):016602, 2010.
- [FMS11] L. Florescu, V. A. Markel, and J. C. Schotland. Inversion formulas for the broken-ray Radon transform. *Inverse Problems*, 27(2):025002, 2011.
- [FMS18] L. Florescu, V. A. Markel, and J. C. Schotland. Nonreciprocal broken ray transforms with applications to fluorescence imaging. *Inverse Problems*, 34(9):094002, 2018.
- [FSM09] L. Florescu, J. C. Schotland, and V. A. Markel. Single-scattering optical tomography. *Physical Review E*, 79(3):036607, 2009.

- [HMS17] M. Haltmeier, S. Moon, and D. Schiefeneder. Inversion of the attenuated V-line transform with vertices on the circle. *IEEE Trans. Comput. Imaging*, 3(4):853–863, 2017.
- [Hub14] M. Hubenthal. The broken ray transform on the square. *J. Fourier Anal. Appl.*, 20(5):1050–1082, 2014.
- [Ilm13] J. Ilmavirta. Broken ray tomography in the disc. *Inverse Problems*, 29(3):035008, 17, 2013.
- [IS16] J. Ilmavirta and M. Salo. Broken ray transform on a Riemann surface with a convex obstacle. *Comm. Anal. Geom.*, 24(2):379–408, 2016.
- [JKR24] S. R. Jathar, M. Kar, and J. Railo. Broken ray transform for twisted geodesics on surfaces with a reflecting obstacle. *J. Geom. Anal.*, 34(7):Paper No. 212, 49, 2024.
- [Kat06] A. Katsevich. Improved cone beam local tomography. *Inverse Problems*, 22(2):627, 2006.
- [KS14] C. Kenig and M. Salo. The Calderón problem with partial data on manifolds and applications. *Analysis & PDE*, 6.8:2003–2048, 2014.
- [MH17] S. Moon and M. Haltmeier. Analytic inversion of a conical Radon transform arising in application of Compton cameras on the cylinder. *SIAM J. Imaging Sci.*, 10(2):535–557, 2017.
- [Mis20] R. K. Mishra. Full reconstruction of a vector field from restricted Doppler and first integral moment transforms in \mathbb{R}^n . *Journal of Inverse and Ill-posed Problems*, 28(2):173–184, 2020.
- [Mon16] F. Monard. Efficient tensor tomography in fan-beam coordinates. *Inverse Probl. Imaging*, 10(2):433–459, 2016.
- [MPZ25] Rohit Kumar Mishra, Anamika Purohit, and Indrani Zamindar. Tensor tomography using V-line transforms with vertices restricted to a circle. *Anal. Math. Phys.*, 15(1):Paper No. 23, 2025.

- [MS21] R. K. Mishra and S. K. Sahoo. Injectivity and range description of integral moment transforms over m -tensor fields in \mathbb{R}^n . *SIAM Journal on Mathematical Analysis*, 53(1):253–278, 2021.
- [Nat01] F. Natterer. *The mathematics of computerized tomography*. SIAM, 2001.
- [NW01] F. Natterer and F. Wübbeling. *Mathematical methods in image reconstruction*. SIAM, 2001.
- [Pal09] V. Palamodov. Reconstruction of a differential form from Doppler transform. *SIAM journal on mathematical analysis*, 41(4):1713–1720, 2009.
- [PFD95] X. Gourdon P. Flajolet and P. Dumas. Mellin transforms and asymptotics: Harmonic sums. *Theoretical computer science*, 144(1-2):3–58, 1995.
- [Sha94] V. A. Sharafutdinov. *Integral geometry of tensor fields*. Inverse and Ill-posed Problems Series. VSP, Utrecht, 1994.
- [She15] B. Sherson. *Some Results in Single-Scattering Tomography*. PhD thesis, Oregon State University, 2015. PhD Advisor: D. Finch.
- [TKK18] F. Terzioglu, P. Kuchment, and L. Kunyansky. Compton camera imaging and the cone transform: a brief overview. *Inverse Problems*, 34(5):054002, apr 2018.
- [TN11] T. T. Truong and M. K. Nguyen. On new V-line Radon transforms in \mathbb{R}^2 and their inversion. *J. Phys. A*, 44(7):075206, 13, 2011.
- [WO19] M. R. Walker and J. A. O’Sullivan. The broken ray transform: additional properties and new inversion formula. *Inverse Problems*, 35(11):115003, 2019.