

Post-detection inference for sequential changepoint localization

Aytijhya Saha¹ and Aaditya Ramdas²

¹Indian Statistical Institute, Kolkata, India. mb2308@isical.ac.in

²Carnegie Mellon University, Pittsburgh, USA. aramdas@cmu.edu

February 11, 2025

Abstract

This paper addresses a fundamental but largely unexplored challenge in sequential changepoint analysis: conducting inference following a detected change. We study the problem of localizing the changepoint using only the data observed up to a data-dependent stopping time at which a sequential detection algorithm \mathcal{A} declares a change. We first construct confidence sets for the unknown changepoint when pre- and post-change distributions are assumed to be known. We then extend our framework to composite pre- and post-change scenarios. We impose no conditions on the observation space or on \mathcal{A} — we only need to be able to run \mathcal{A} on simulated data sequences. In summary, this work offers both theoretically sound and practically effective tools for sequential changepoint localization.

1 Introduction

We consider the following problem of sequential change analysis in a general space \mathcal{X} : a sequence of \mathcal{X} -valued observations X_1, X_2, \dots arrives sequentially, such that for some unknown time $T \in \mathbb{N} \cup \{\infty\}$ (the changepoint),

$$X_1, X_2, \dots, X_{T-1} \stackrel{i.i.d.}{\sim} F_0 \quad \text{and} \quad X_T, X_{T+1}, \dots \stackrel{i.i.d.}{\sim} F_1, \quad (1.1)$$

for some pre-change distribution $F_0 \in \mathcal{P}$ and some post-change distribution $F_1 \in \mathcal{P}$, where \mathcal{P} denotes a class of probability distributions on \mathcal{X} . We start by assuming F_0 and F_1 are known, and generalize our methods to encompass settings where F_0 and F_1 are only known to lie in some classes, but are not known exactly. A sequential changepoint detection algorithm \mathcal{A} is simply a data-dependent stopping rule τ to raise an alarm that a change has previously occurred. Our aim in this paper is to construct confidence sets for the unknown changepoint T after stopping at τ , assuming only black-box access to \mathcal{A} (and ideally no further assumptions or restrictions). In other words, we hope to obtain a set $\mathcal{C} \subseteq \{1, \dots, \tau\}$ such that

$$\mathbb{P}_T(T \in \mathcal{C}) \geq 1 - \alpha,$$

where \mathbb{P}_T is the data distribution in (1.1), i.e. having the true changepoint at T . We will show for algorithms \mathcal{A} with a bounded average run length (ARL), no set \mathcal{C} can satisfy such a guarantee, but if \mathcal{A} has probability of false alarm (PFA) bounded above by α , such a guarantee is achievable. In either case, another natural criterion for \mathcal{C} is for it to satisfy

$$\mathbb{P}_T(T \in \mathcal{C} | \tau \geq T) \geq 1 - \alpha,$$

meaning that \mathcal{C} only needs to cover if algorithm \mathcal{A} only stops after the true changepoint T . We show how to construct such sets \mathcal{C} for both types of algorithms (those with bounded ARL or PFA).

Sequential (also known as the online or quickest) changepoint detection is a well-studied field, where the goal is to detect that a change has occurred as soon as possible, is crucial in applications requiring timely responses to distributional shifts, such as quality control, cybersecurity, medical diagnostics, and so on. The field traces back to early work on statistical process control. Shewhart (1925) introduced the concept of a control chart, which computes a test statistic for each sample, with values within a threshold indicating the process remains in control. Page (1954) proposed the CUSUM (cumulative sum) procedure, which computes the cumulative log-likelihood ratio under the assumption of two exactly known distributions. Another influential approach is the Shiryaev-Roberts (SR) procedure (Shiryaev, 1963; Roberts, 1966). These early methods, however, assume the pre- and post-change distributions to be fully specified. To relax the assumption of known post-change distributions, the Generalized Likelihood Ratio (GLR) procedure was introduced (Lorden, 1971; Siegmund and Venkatraman, 1995). Tartakovsky et al. (2014) provide comprehensive overviews of these classical methods, including CUSUM, SR, and GLR, and their numerous variants. Several nonparametric change-point detection algorithms have been developed, such as kernel-based methods (Harchaoui et al., 2008; Li et al., 2015) and e-detectors (Shin et al., 2023).

Localizing the changepoint is another fundamental and crucial problem. As far as we are aware, the existing approaches to changepoint localization focus on offline or batch settings, where a fixed amount of data is available at once, and they do not generalize to analysis at data-dependent stopping times. Hinkley (1970) shows some asymptotic results about the maximum likelihood estimator (MLE) of the changepoint and also provides a confidence set based on likelihood ratio statistics. Yao (1987) provides an approximation of the distribution of the MLE of the changepoint. Darkhovskh (1976) presents a nonparametric changepoint estimator based on Mann-Whitney statistics. Carlstein (1988) proposes a class of strongly consistent estimators for the changepoint in the nonparametric setting. Worsley (1986) develops likelihood ratio-based confidence regions and tests for a changepoint for exponential family random variables. Dumbgen (1991) constructs nonparametric confidence regions for changepoint by testing for each candidate time-point t at level α using bootstrapping, achieving asymptotic coverage of $1 - \alpha$, as the sample size $n \rightarrow \infty$. A more recent method by Jang and Walther (2024) constructs confidence sets by evaluating a local test statistic on a triplet of time points and combining the results of the local tests with a weighted Bonferroni correction. To re-emphasize, all these methods are for the offline setting, while our main focus is on the sequential problem of constructing confidence sets after stopping, which has been largely overlooked in the literature. This gap is significant because in most real-world applications, data arrives sequentially, and making timely inferences about the changepoint immediately upon detecting a change is essential. Thus, developing methodologies for post-detection inference in a sequential framework is a significant step forward in changepoint analysis.

The key idea behind constructing the confidence interval is simple: for each candidate $t \in \{1, \dots, \tau\}$, we will test whether t is the true changepoint and form the confidence set by inverting these tests. Our approach is conceptually similar to Dumbgen (1991), it adapts those ideas to the sequential setting in a nontrivial manner. For example, we show that for change detection algorithms that have finite average run length (ARL), it is impossible to obtain finite length confidence intervals with marginal coverage guarantees. Further, for $1 - \alpha$ conditional coverage, we show that we need to test the t -th hypothesis at level $\alpha \times \mathbb{P}_\infty(\tau \geq t)$ (a quantity we do not know apriori), whereas testing for each t at level α works in the offline setting. We develop simulation based approaches to get around these hurdles.

There are two settings for the changepoint problem: non-partitioned and partitioned. The non-partitioned changepoint problem assumes that the data-generating distribution changes from one unknown distribution $F_0 \in \mathcal{P}$ to another unknown distribution $F_1 \in \mathcal{P}$, without requiring any pre-specified partitioning of \mathcal{P} into pre- and post-change distribution classes (eg: detecting a change in a Gaussian mean from any value to any other value). In contrast, the partitioned setting assumes that we know some partition of \mathcal{P} into \mathcal{P}_0 and \mathcal{P}_1 such that F_0 and F_1 are known to lie in \mathcal{P}_0 and \mathcal{P}_1 respectively. This formulation is useful when changes within \mathcal{P}_0 are not of interest, and we only seek to detect shifts from \mathcal{P}_0 to \mathcal{P}_1 (eg: detecting a change in Gaussian mean from negative to positive). Our method is designed for the partitioned setting. While extending it to the non-partitioned case is an interesting direction, it is left for future work.

Our contributions. Here we summarize the key contributions of the paper.

- For detection algorithms that control PFA, we propose Algorithm 1 for constructing a confidence set for the changepoint and we establish its unconditional and conditional coverage guarantees in Theorem 2.2 and Corollary 2.6, assuming both pre- and post-change distributions to be known.
- For detection algorithms with bounded ARL, we show in Proposition 2.4 that we cannot have an unconditional coverage guarantee and propose Algorithm 2, which is a modification of Algorithm 1. We provide its conditional coverage guarantee in Theorem 2.7.
- We extend our framework to composite pre- and post-change classes in Algorithm 3 and Algorithm 4 and provide the coverage guarantees in Theorem 3.1 and Theorem 4.2.
- We demonstrate that the approach is not overly conservative (and thus practical) by examining the achieved coverage and size properties of our constructed confidence sets in extensive simulations.

We point out again that for obtaining the aforementioned guarantees, we just need to have black-box access to the detection algorithm \mathcal{A} , meaning that we do not need to know its inner workings (e.g., it can be a heuristic algorithm), and mainly need to be able to run that algorithm on any stream of data.

Paper outline. The rest of the paper is organized as follows. In Section 2, we construct our confidence sets for the changepoint for known pre- and post-change and study its unconditional and conditional coverage probabilities. Section 3 extend this approach to handle composite post-change, assuming the pre-change distribution to be known. In Section 4, we finally extend this approach to handle composite pre- and post-change setting. Section 5.1 and Section 5.2 present a comprehensive set of simulation studies that validate our theoretical findings and demonstrate the practical efficacy of our approach. This article is concluded in Section 6. Omitted proofs can be found in Appendix A. Some additional experimental results are provided in Appendix B and some heuristic algorithms are presented in Appendices C and D, which are computationally more efficient. A summary of comparisons of the heuristic and non-heuristic methods is provided in Appendix E, pointing at open avenues for further theoretical work.

2 Known pre- and post-change distributions

We now address the question of constructing confidence sets for the changepoint, assuming that our change detection procedure stopped after a changepoint. We start from the simplest case when both pre- and post-change distributions are known, addressing more general cases in later sections.

Notation. For $t \in \mathbb{N}$, let \mathbb{P}_t denote the joint distribution of the sequence of independent random variables X_1, X_2, \dots when there is a changepoint at time t , meaning that X_1, \dots, X_{t-1} are from F_0 (with density f_0) and X_t, X_{t+1}, \dots are from F_1 (with density f_1). As corner cases, let \mathbb{P}_1 denotes the joint distribution where $X_1, X_2, \dots \stackrel{i.i.d}{\sim} F_1$ and \mathbb{P}_∞ denotes the case where $X_1, X_2, \dots \stackrel{i.i.d}{\sim} F_0$. Let \mathbb{E}_t denote the expectation under \mathbb{P}_t , for $t \in \mathbb{N} \cup \{\infty\}$. Suppose we have a data sequence $\{X_n\} \sim \mathbb{P}_T$ for some unknown $T \in \mathbb{N} \cup \{\infty\}$ and some sequential change detection algorithm \mathcal{A} that raises an alarm at the stopping time τ , which is finite for the observed sequence.

In sequential change detection, there are typically two types of Type I error metrics. One is the average run length (ARL), which is defined as $\mathbb{E}_\infty[\tau]$, the expected time until a false alarm occurs under $T = \infty$ (i.e., no change). The other one is the probability of false alarm (PFA), that is, $\mathbb{P}_\infty(\tau < \infty)$. We will provide solutions for algorithms \mathcal{A} that control either metric.

2.1 A first confidence set

Our main idea is to test whether there is a changepoint at t , for each $t \in \{1, \dots, \tau\}$ and then construct the confidence set consisting of all time points t for which we fail to reject the tests. Formally, we test the following null hypothesis at each candidate time point t :

$$H_{0,t} : X_1, \dots, X_{t-1} \stackrel{i.i.d.}{\sim} F_0 \text{ and } X_t, X_{t+1}, \dots \stackrel{i.i.d.}{\sim} F_1.$$

We consider some test statistic M_t for testing the null hypothesis $H_{0,t}$ such that for each $t \in \mathbb{N}$,

$$M_t := \begin{cases} M_t^{(\tau)}(X_1, \dots, X_\tau), & \text{if } t \leq \tau < \infty, \\ -\infty & \text{if } t > \tau \text{ or } \tau = \infty, \end{cases} \quad (2.1)$$

where $M_t^{(n)}$ is some test statistic based on n many samples, for each $t, n \in \mathbb{N}, t \leq n$. While our theoretical guarantees will not depend on any particular choice of M_t , we provide a prototypical choice in a later subsection that we use for our experiments.

To test $H_{0,t}$, we draw B many independent streams of data under $H_{0,t}$. For the j th sequence, denoted as $\{X_n^j\}_n$, we simulate data points until a change is detected at the stopping time τ_j^t using \mathcal{A} or until time L , whichever occurs first. Then, we compute the same test statistics truncated at L (which we discuss in detail in the next subsection), based on τ_j^t, L and $X_1^j, \dots, X_{\tau_j^t \wedge L}^j$, which is denoted as $M_{t,L}^j$. We reject $H_{0,t}$ if $M_t > \text{Quantile}(1 - \alpha; M_t, M_{t,L}^1, \dots, M_{t,L}^B)$, and the confidence set is the collection of all $t \in \{1, \dots, \tau\}$, for which we fail to reject $H_{0,t}$, i.e.,

$$\mathcal{C} = \left\{ t \in \mathbb{N} : t \leq \tau, M_t \leq \text{Quantile}(1 - \alpha; M_t, M_{t,L}^1, \dots, M_{t,L}^B) \right\}. \quad (2.2)$$

Algorithm 1 provides an overview of the method.

Algorithm 1: CI for known pre-change F_0 and post-change F_1

Input : $\alpha \in (0, 1)$, $B \in \mathbb{N}$, $L \in \mathbb{N} \cup \{\infty\}$, algorithm \mathcal{A} and data $\{X_n\}_n$ until a change is detected at τ using \mathcal{A}

output : Confidence set \mathcal{C} for the changepoint T

- 1 Detect change at τ using \mathcal{A}
- 2 $\mathcal{C} = \emptyset$
- 3 **for** $t = 1, \dots, \tau$ **do**
- 4 Compute some test statistic M_t (e.g., as defined in (2.9)) based on X_1, \dots, X_τ
- 5 **for** $j = 1, \dots, B$ **do**
- 6 Simulate $X_1^j, \dots, X_{t-1}^j \stackrel{iid}{\sim} F_0$; $X_t^j, X_{t+2}^j, \dots \stackrel{iid}{\sim} F_1$, until a change is detected at τ_j^t using \mathcal{A} , or until time L , whichever happens first.
- 7 Subroutine \mathcal{L} : Compute $M_{t,L}^j$ (defined in (2.3),(2.4)) based on τ_j^t, L and $X_1^j, \dots, X_{\tau_j^t \wedge L}^j$
- 8 **end**
- 9 **if** $M_t \leq \text{Quantile}(1 - \alpha; M_t, M_{t,L}^1, \dots, M_{t,L}^B)$ **then**
- 10 $\mathcal{C} = \mathcal{C} \cup \{t\}$
- 11 **end**
- 12 **end**

We now provide more details about Subroutine \mathcal{L} .

2.2 Subtleties regarding Subroutine \mathcal{L}

The problem with $L = \infty$ is that the stopping time may never be reached for the j -th sampled sequence, i.e., we may have $\tau'_j = \infty$. One can safely set $L = \infty$ if the \mathcal{A} (i.e., its stopping time) satisfies the condition $\mathbb{P}_T(\tau < \infty) = 1$, for all $T \in \mathbb{N}$, meaning that if there is a change, \mathcal{A} stops almost surely. This is a very mild assumption because any reasonable change detector should always eventually raise an alarm if there is a change. Indeed, all algorithms with finite ARL satisfy the condition, and indeed typically so do algorithms that control PFA. To avoid making even this mild assumption, one can simply pick $L < \infty$.

If $L < \infty$ and the j th sequence stopped because the algorithm \mathcal{A} raised an alarm at or before L , then we define $M_{t,L}^j$ as usual, but if \mathcal{A} had not stopped by time L , we then define $M_{t,L}^j = \infty$ to ensure a lower bound on the original test statistic (if we could compute it). Therefore, for $L < \infty$,

$$M_{t,L}^j := \begin{cases} -\infty, & \text{if } t > \tau'_j, \\ M_t^{(\tau'_j)}(X_1^j, \dots, X_{\tau'_j}^j), & \text{if } t \leq \tau'_j \leq L, \\ \infty, & \text{if } t \leq \tau'_j \text{ and } \tau'_j > L. \end{cases} \quad (2.3)$$

For the proof of the upcoming theorem, we still need a definition of $M_{t,\infty}^j$ in the case that $L = \infty$ and $\tau_j = \infty$. We define

$$M_{t,\infty}^j := \begin{cases} M_t^{(\tau'_j)}(X_1^j, \dots, X_{\tau'_j}^j), & \text{if } t \leq \tau'_j < \infty, \\ -\infty, & \text{if } t > \tau'_j \text{ or } \tau'_j = \infty. \end{cases} \quad (2.4)$$

The rationale behind setting $M_{t,\infty}^j = -\infty$ when $\tau'_j = \infty$ is the following. If for all $j = 1, \dots, B$, we have $\tau_j = \infty$, then we want to reject $H_{0,t}$, which is achieved by setting $M_{t,\infty}^j = -\infty$.

Remark 2.1. The value of L does not need to be a fixed constant; it can be set adaptively depending on the observed data sequence, for instance, one can choose L to be 2τ . The proof of coverage works by arguing validity when $L = \infty$, and then pointing out that any smaller choice of L only leads to more conservatism.

2.3 Prototypical choice of test statistic M_t

In the offline setting, where data is observed up to some fixed time n , the likelihood of data is

$$L_T^n = \prod_{i=1}^{T-1} f_0(X_i) \prod_{i=T}^n f_1(X_i), \quad (2.5)$$

and the maximum likelihood estimator of T (Hinkley, 1970; Yao, 1987) is given by

$$\hat{T}_n = \arg \max_{1 \leq j \leq n} L_j^n = \arg \max_{1 \leq j \leq n} \prod_{i=j}^n \frac{f_1(X_i)}{f_0(X_i)}. \quad (2.6)$$

In our sequential setting, where the data is observed up to a data-dependent stopping time τ , we adapt this estimator by replacing n with τ and define the estimator of the changepoint as:

$$\hat{T} = \arg \max_{1 \leq j \leq \tau} \prod_{i=j}^{\tau} \frac{f_1(X_i)}{f_0(X_i)}. \quad (2.7)$$

The prototypical test statistic that we employ in our simulations is the likelihood-ratio-based test statistic $M_t^{(n)}$, where for all $n \in \mathbb{N}, t \leq n$,

$$M_t^{(n)}(X_1, \dots, X_n) := \max_{1 \leq i \leq n} \frac{L_i^n}{L_t^n}. \quad (2.8)$$

Note that for all $t \in \mathbb{N}$, the test statistic M_t for testing $H_{0,t}$ simplifies to

$$M_t = \begin{cases} L_T^r/L_t^r, & \text{if } t \leq \tau < \infty \\ -\infty & \text{if } t > \tau \text{ or } \tau = \infty. \end{cases} \quad (2.9)$$

2.4 Unconditional coverage when \mathcal{A} controls PFA

We now investigate the coverage properties and provide a bound on the coverage of the confidence set produced by Algorithm 1.

Theorem 2.2. *Let \mathcal{C} be the confidence set for changepoint $T \in \mathbb{N}$ produced by Algorithm 1, for some $\alpha \in (0, 1)$, $B \in \mathbb{N}$, $L \in \mathbb{N} \cup \{\infty\}$ and change detection algorithm \mathcal{A} . Then,*

$$\mathbb{P}_T(T \in \mathcal{C}) \geq 1 - \alpha - \mathbb{P}_\infty(\tau < T).$$

Therefore, if \mathcal{A} controls PFA at level δ ,

$$\mathbb{P}_T(T \in \mathcal{C}) \geq 1 - \alpha - \delta.$$

Remark 2.3. When $T \ll \text{ARL}$, we typically have $\mathbb{P}_\infty(\tau < T) \approx 0$ and so $\mathbb{P}_T(T \in \mathcal{C}) \gtrsim 1 - \alpha$. The confidence set constructed using our method will approximately achieve the desired unconditional coverage level $1 - \alpha$, in situations where the probability of false detections before the true changepoint is negligible. However, T is not known to us, and hence, we are unable to produce a suitable bound on the unconditional coverage for the detection algorithms that almost surely stop at a finite time, even when there is no change.

2.5 Unconditional coverage when \mathcal{A} has finite ARL

If the detection algorithm has finite ARL (i.e., τ is finite almost surely), then it is impossible for any confidence set \mathcal{C}^* , which is a subset of $\{1, \dots, \tau\}$, to produce an unconditional coverage guarantee at a predetermined level $1 - \alpha$. The intuitive reason is that if τ is random and finite almost surely, it is possibly a false detection, i.e., $\tau < T$, in which case the set $\{1, \dots, \tau\}$ itself does not cover T . The next proposition shows that.

Proposition 2.4. *If a confidence set \mathcal{C}^* that is a subset of $\{1, \dots, \tau\}$ satisfies an unconditional coverage guarantee $\mathbb{P}_T(T \in \mathcal{C}^*) \geq 1 - \alpha$, for some $\alpha \in (0, 1)$, then $\mathbb{P}_\infty(\tau = \infty) \geq 1 - \alpha$ (thus, the PFA of the algorithm is at most α and thus the ARL of the algorithm is infinite). Said differently, for any algorithm with finite ARL, it is impossible to construct a valid confidence set that is only a subset of $\{1, \dots, \tau\}$.*

The proposition says that if we can have a confidence set with high unconditional coverage, then the detection algorithm is such that it never stops with high probability if there is no change.

Therefore, in order to achieve an unconditional coverage guarantee with \mathcal{A} having finite ARL, we must extend our confidence set beyond the stopping time τ . So, we consider the union of the confidence set constructed using Algorithm 1 and all integers greater than τ . The following proposition establishes that this augmented confidence set achieves the desired coverage guarantee of $1 - \alpha$.

Proposition 2.5. *Let \mathcal{C} be the confidence set for changepoint $T \in \mathbb{N}$ produced by Algorithm 1, for some $\alpha \in (0, 1)$, $B \in \mathbb{N}$, $L \in \mathbb{N} \cup \{\infty\}$ and change detection algorithm \mathcal{A} . Then, $\mathcal{C}^* := \mathcal{C} \cup \{\tau + 1, \tau + 2, \dots\}$ satisfies*

$$\mathbb{P}_T(T \in \mathcal{C}^*) \geq 1 - \alpha. \quad (2.10)$$

So, the confidence set constructed using Algorithm 1 can be interpreted as the pre-detection part of the augmented confidence set, which has the desired coverage guarantee of $1 - \alpha$.

2.6 Conditional coverage when \mathcal{A} has finite ARL

In the previous subsection, we established that the conventional notion of coverage is unsuitable for detection algorithms with finite ARL, where the confidence set is a subset of the random set $\{1, \dots, \tau\}$. Intuitively, it is more appropriate to consider the conditional coverage, given that no false detection occurs, i.e., $T \leq \tau$. This adjustment is crucial because discussing coverage becomes meaningless when $\tau < T$, meaning that the detection occurs before the true changepoint — the target point we wish to cover by our confidence set.

The following is an immediate corollary of Theorem 2.2, where we show a bound on the conditional coverage of the confidence set produced by Algorithm 1.

Corollary 2.6. *For any $\alpha \in (0, 1)$, $B \in \mathbb{N}$ and $T \in \mathbb{N}$, and change detection algorithm \mathcal{A} satisfying $\mathbb{P}_\infty(\tau \geq T) \neq 0$, the confidence set \mathcal{C} produced by Algorithm 1 satisfies*

$$\mathbb{P}_T(T \in \mathcal{C} \mid \tau \geq T) \geq 1 - \frac{\alpha}{\mathbb{P}_\infty(\tau \geq T)}. \quad (2.11)$$

Therefore, if \mathcal{A} controls PFA at level $\delta \in (0, 1)$,

$$\mathbb{P}_T(T \in \mathcal{C} \mid \tau \geq T) \geq 1 - \frac{\alpha}{1 - \delta}. \quad (2.12)$$

The restriction that $\mathbb{P}_\infty(\tau \geq T) \neq 0$ is very weak and clearly necessary for conditional coverage. Since T is arbitrary, the condition means that there is no $S < \infty$ satisfying $\mathbb{P}_\infty(\tau < S) = 1$. If the algorithm always stops under \mathbb{P}_∞ before S , then it can never detect any change that occurs after S . This is because the information that distinguishes \mathbb{P}_∞ from \mathbb{P}_T for $T > S$ occurs after S , but the algorithm has halted before S .

When τ is finite almost surely (i.e., PFA is 1), we cannot have a positive lower bound on $\mathbb{P}_\infty(\tau \geq T)$ uniformly over $T \in \mathbb{N}$. Therefore, Algorithm 1 does not guarantee conditional coverage at some prespecified level for detection algorithms with finite ARL (which implies that PFA is 1, although the converse is not true). Furthermore, if \mathcal{A} is completely black-box — meaning its PFA is unknown — it becomes infeasible to construct a confidence set with the desired conditional or unconditional coverage using this approach. We propose a simple modification to address the issue in the following subsection, which applies to any black-box detection algorithm.

2.7 Modified confidence set when \mathcal{A} has finite ARL (or \mathcal{A} is a blackbox)

Equation (2.11) indicates that to ensure a conditional coverage guarantee of $1 - \alpha$, we observe that we need to test $H_{0,T}$ at level $\alpha \times \mathbb{P}_\infty(\tau \geq T)$, rather than simply α . To achieve that, for each $t \in \{1, \dots, \tau\}$, we test $H_{0,t}$ at level $\alpha \times \mathbb{P}_\infty(\tau \geq t)$. For each $i \in \{1, \dots, N\}$, we generate a sequence $\{Z_n^i\}_n \stackrel{iid}{\sim} F_0$ until a change is detected, recording the detection times as τ_i , which help to estimate the probability $\mathbb{P}_\infty(\tau \geq t)$, for $t = 1, \dots, \tau$. Therefore, it suffices to draw data points only up to $\min\{\tau, \tau_j\}$, for $j = 1, \dots, N$.

Then, we draw B many independent streams of data under $H_{0,t}$. For the j th sequence, denoted as $\{X_n^j\}_n$, we simulate data points until a change is detected at the stopping time τ_j' , using the same change detection method \mathcal{A} . Then, we compute the test statistic $M_{t,L}^j$ as described in Section 2.2, based on $\tau_j' \wedge L$ and $X_1^j, \dots, X_{\tau_j' \wedge L}^j$. Our confidence set is the collection of all $t \in \{1, \dots, \tau\}$, for which we fail to reject $H_{0,t}$, i.e.,

$$\mathcal{C} = \{t \in \mathbb{N} : t \leq \tau, M_t \leq \text{Quantile}(1 - \hat{\alpha}_t; M_t, M_{t,L}^1, \dots, M_{t,L}^B)\}, \quad (2.13)$$

where $\hat{\alpha}_t = \alpha \times \sum_{i=1}^N \mathbb{I}(\tau_i \geq t)/N$. Algorithm 2 contains a structured overview of the method.

By suitably adjusting the test levels for each t , this approach ensures that the desired conditional coverage guarantee is achieved. Notably, this guarantee does not depend on any specific property of \mathcal{A} (e.g., its PFA or ARL). We prove it in the following theorem.

Algorithm 2: CI for known pre-change F_0 and post-change F_1

Input : $\alpha \in (0, 1)$, $N \in \mathbb{N}$, $B \in \mathbb{N}$, change detection algorithm \mathcal{A} and data $\{X_n\}_n$ until a change is detected at τ using \mathcal{A}

output: A confidence set \mathcal{C} for the changepoint T

- 1 $\mathcal{C} = \emptyset$
- 2 **for** $i = 1, \dots, N$ **do**
- 3 | Simulate $\{Z_n^i\}_n \stackrel{iid}{\sim} F_0$, until \mathcal{A} detects a change at τ_j , or until τ , whichever happens first.
- 4 **end**
- 5 **for** $t = 1, \dots, \tau$ **do**
- 6 | Compute some test statistic M_t (e.g., as defined in (2.9)) based on τ and X_1, \dots, X_τ
- 7 **for** $j = 1, \dots, B$ **do**
- 8 | Simulate $X_1^j, \dots, X_{t-1}^j \stackrel{iid}{\sim} F_0$; $X_t^j, X_{t+2}^j \dots \stackrel{iid}{\sim} F_1$, until \mathcal{A} detects a change at τ'_j , or time L , whichever happens first.
- 9 | Subroutine \mathcal{L} : Compute $M_{t,L}^j$ (defined in (2.3),(2.4)) based on τ'_j , L and $X_1^j, \dots, X_{\tau'_j \wedge L}^j$
- 10 **end**
- 11 | Compute $\hat{\alpha}_t := \alpha \times \sum_{i=1}^N \mathbb{I}(\tau_i \geq t)/N$
- 12 **if** $M_t \leq \text{Quantile}(1 - \hat{\alpha}_t; M_t, M_{t,L}^1, \dots, M_{t,L}^B)$ **then**
- 13 | $\mathcal{C} = \mathcal{C} \cup \{t\}$
- 14 **end**
- 15 **end**

Theorem 2.7. For any fixed $\alpha \in (0, 1)$, $B, N \in \mathbb{N}$, $L \in \mathbb{N} \cup \{\infty\}$, $T \in \mathbb{N}$ and change detection algorithm \mathcal{A} with $\mathbb{P}_\infty(\tau \geq T) \neq 0$, the confidence set \mathcal{C} defined in (2.13) satisfies

$$\mathbb{P}_T(T \in \mathcal{C} \mid \tau \geq T) \geq 1 - \alpha. \quad (2.14)$$

Proof. Step 1 [Establish the relationship between the level of testing $H_{0,T}$ and the conditional coverage]: For each t , define $C_{t,L} = \text{Quantile}(1 - \hat{\alpha}_t; M_t, M_{t,L}^1, \dots, M_{t,L}^B)$. Then, the level of our test for $H_{0,T}$ is $P_T(M_T > C_{t,L})$. Now,

$$\begin{aligned} \mathbb{P}_T(M_T \leq C_{t,L}) &= \mathbb{P}_T(T \in \{t \in \mathbb{N} : M_t \leq C_{t,L}\}) \\ &= \mathbb{P}_T(T \in \{t \in \mathbb{N} : M_t \leq C_{t,L}\}, \tau \geq T) + \mathbb{P}_T(T \in \{t \in \mathbb{N} : M_t \leq C_{t,L}\}, \tau < T) \\ &\leq \mathbb{P}_T(T \in \{t \in \mathbb{N} : t \leq \tau, M_t \leq C_{t,L}\} \mid \tau \geq T) \mathbb{P}_T(\tau \geq T) + \mathbb{P}_\infty(\tau < T) \\ &= \mathbb{P}_T(T \in \mathcal{C} \mid \tau \geq T) \mathbb{P}_\infty(\tau \geq T) + 1 - \mathbb{P}_\infty(\tau \geq T). \end{aligned}$$

The inequality in the third line holds because

$$\mathbb{P}_T(T \in \{t \geq 1 : M_t \leq C_t^N\}, \tau < T) \leq \mathbb{P}_T(\tau < T) = \mathbb{P}_\infty(\tau < T),$$

where the last equality holds since the event $[\tau < T] = \cup_{i=1}^{T-1} [\tau = i]$ does not depend on $\{X_i : i \geq T\}$ and by the same argument, $\mathbb{P}_t(\tau \geq t) = \mathbb{P}_\infty(\tau \geq t)$ for all t . So, we obtain

$$\mathbb{P}_T(T \in \mathcal{C} \mid \tau \geq T) \geq 1 - \frac{P_T(M_T > C_{t,L})}{P_\infty(\tau \geq T)}. \quad (2.15)$$

Step 2 [Establish that our test for each $H_{0,t}$ has level $\alpha \times \mathbb{P}_\infty(\tau \geq t)$]: First, observe that $M_t, M_{t,\infty}^1, \dots, M_{t,\infty}^B$ are i.i.d. under $H_{0,t}$. Hence, $M_t \leq \text{Quantile}(1 - c; M_t, M_{t,\infty}^1, \dots, M_{t,\infty}^B) \iff M_t$ is one

among the $\lceil (1-c)(B+1) \rceil$ smallest of $M_t, M_{t,\infty}^1, \dots, M_{t,\infty}^B$. So, for any fixed $c \in (0, 1)$,

$$\mathbb{P}_t(M_t \leq \text{Quantile}(1-c; M_t, M_{t,\infty}^1, \dots, M_{t,\infty}^B)) \geq \frac{\lceil (1-c)(B+1) \rceil}{B+1} \geq 1-c \text{ for all } t. \quad (2.16)$$

Then, it follows that

$$\mathbb{P}_t(M_t \leq C_{t,\infty} \mid \hat{\alpha}_t) \geq \frac{\lceil (1-\hat{\alpha}_t)(B+1) \rceil}{B+1} \geq 1-\hat{\alpha}_t, \text{ almost surely for all } t. \quad (2.17)$$

Therefore, we have

$$\mathbb{P}_t(M_t \leq C_{t,\infty}) = \mathbb{E}_t(\mathbb{P}_t(M_t \leq C_{t,\infty} \mid \hat{\alpha}_t)) \geq \mathbb{E}_t(1-\hat{\alpha}_t) = 1-\alpha \mathbb{P}_t(\tau \geq t) = 1-\alpha \mathbb{P}_\infty(\tau \geq t). \quad (2.18)$$

Also, for all $L \in \mathbb{N}$, it follows from the definitions that $M_{t,L}^j \geq M_{t,\infty}^j$ and hence, $C_{t,L} \geq C_{t,\infty}$.

Thus, we obtain $\mathbb{P}_t(M_t > C_{t,L}) \leq \mathbb{P}_t(M_t > C_{t,\infty}) \leq \alpha \mathbb{P}_\infty(\tau \geq t)$, for all t .

Therefore, from (2.15), we have $\mathbb{P}_T(T \in \mathcal{C} \mid \tau \geq T) \geq 1-\alpha$. \square

Remark 2.8. As mentioned before, the assumption $\mathbb{P}_{\theta_0,\infty}(\tau \geq T) \neq 0$ is essential; otherwise, conditioning the coverage probability on $\{\tau \geq T\}$ becomes undefined. If this assumption does not hold, we have $\mathbb{P}_{\theta_0,\infty}(\tau < T) = \mathbb{P}_T(\tau < T) = 1$, implying that the detection is almost surely false. In such a scenario, constructing a confidence interval would not be meaningful.

Remark 2.9. We do not require any specific property of the sequential change detection algorithm; it can function as an entirely black-box or heuristic method. The only necessity is a stopping rule that can be applied to generated data sequences.

Remark 2.10. For a fixed t , the sampled sequences $\{Z_n^j\}_n$ must be independent across all j to ensure the validity of the above theorem. However, for testing the t -th hypothesis ($t \geq 3$), one can reuse the first $t-2$ data points from the sequences generated for testing the $(t-1)$ -th hypothesis, thereby reducing computational redundancy. Nevertheless, in our experiments, we sampled the sequences independently across t .

3 Known pre-change but unknown post-change distribution

In this section, we assume that the post-change distribution follows some parametric composite model $\mathcal{P}_1 = \{F_\theta : \theta \in \Theta_1\}$ and the pre-change distribution, $F_{\theta_0}(\theta_0 \notin \Theta_1)$ is known.

Notation. For $t \in \mathbb{N}$, let $\mathbb{P}_{\theta,t,\theta'}$ denote the joint distribution of the sequence of independent random variables $\{X_n\}_{n \in \mathbb{N}}$, when X_1, \dots, X_{t-1} are from F_θ (with density f_θ) and X_t, X_{t+1}, \dots are from $F_{\theta'}$ (with density $f_{\theta'}$). As corner cases, let $\mathbb{P}_{1,\theta'}$ denotes the joint distribution where $X_1, X_2, \dots \stackrel{i.i.d.}{\sim} F_{\theta'}$ and $\mathbb{P}_{\theta,\infty}$ denotes the case where $X_1, X_2, \dots \stackrel{i.i.d.}{\sim} F_\theta$. Let $\mathbb{E}_{\theta,t,\theta'}$ denote the expectation under $\mathbb{P}_{\theta,t,\theta'}$, for $t \in \mathbb{N} \cup \{\infty\}$, for $t \in \mathbb{N} \cup \{\infty\}$ and $\mathbb{E}_{\theta,\infty}$ denote the expectation under $\mathbb{P}_{\theta,\infty}$.

Suppose we have the data sequence $\{X_n\}_n \sim \mathbb{P}_{\theta_0,T,\theta_1}$, for some unknown $T \in \mathbb{N} \cup \{\infty\}$, $\theta_1 \in \Theta_1$ and some sequential change detection algorithm \mathcal{A} that raises an alarm at the stopping time τ in the sequence. We define the null hypothesis that a changepoint occurs at time $t \in \{1, \dots, \tau\}$ as:

$$\mathcal{H}_{0,t} : X_1, \dots, X_{t-1} \stackrel{i.i.d.}{\sim} F_{\theta_0}, \text{ and } X_t, X_{t+1}, \dots \stackrel{i.i.d.}{\sim} F_{\theta_1}, \text{ for some } \theta_1 \in \Theta_1.$$

For testing the null hypothesis $H_{0,t}$, we consider some test statistic $M_t := M_t^{(\tau)}(X_1, \dots, X_\tau)$ based on data up to time τ , if $t \leq \tau < \infty$ and $M_t := -\infty$, otherwise, for each $t \in \mathbb{N}$, where $M_t^{(n)}$ is some test statistic based on n many data points, for $n, t \in \mathbb{N}, t \leq n$. An example is provided in Section 3.1.

Suppose the change detection algorithm, \mathcal{A} has finite ARL or \mathcal{A} is possibly a blackbox (i.e., its properties or inner workings are unknown to us). In that case, we generate a sequence $\{X_n^i\}_n \stackrel{iid}{\sim} F_0$ until a change is detected, recording the detection times as τ_i . These will help empirically estimate the probability $\mathbb{P}_\infty(\tau \geq t)$, for $t = 1, \dots, \tau$. Therefore, it suffices to draw data points only up to $\min\{\tau, \tau_j\}$, for $j = 1, \dots, N$. However, if \mathcal{A} controls PFA at a known level $\delta \in (0, 1)$, we can avoid this step.

Since the post-change parameter is unknown, for each t , we estimate it based on X_t, \dots, X_τ . However, note that the sample size used for estimate might be too small to have a reliable estimate. To address this issue, we would use interval estimates instead of point estimates so that we can hope to achieve a predetermined control over the error. Notably, conventional confidence intervals are invalid in this context, since τ depends on the data. Therefore, we rely on confidence sequences (Darling and Robbins, 1967; Jennison and Turnbull, 1989; Howard et al., 2021). A confidence sequence having coverage $1 - c$ is defined as a sequence of confidence sets $\{\text{CS}(X_1, \dots, X_n; 1 - c)\}_{n \in \mathbb{N}}$, satisfying the uniform coverage guarantee: $\mathbb{P}(\forall n \in \mathbb{N}, \theta \in \text{CS}(X_1, \dots, X_n; 1 - c)) \geq 1 - c$. If \mathcal{A} controls PFA, we can simply construct $\mathcal{S}'_{\tau-t+1} = \text{CS}(X_t, \dots, X_\tau; 1 - \beta)$ for θ_1 having $1 - \beta$ coverage. Otherwise, we construct $\mathcal{S}'_{\tau-t+1} = \text{CS}(X_t, \dots, X_\tau; 1 - \beta r_t)$, where $r_t := \sum_{i=1}^N \mathbb{I}(\tau_i \geq t)/N$, which have $1 - \beta \times \mathbb{P}_{\theta_0, \infty}(\tau \geq t)$ coverage. Despite r_t being random, it is based on independent simulations, and so it turns out that marginalizing over r_t yields that the CS has coverage probability $\beta \times \mathbb{P}_{\theta_0, \infty}(\tau \geq t)$; we formalize this more explicitly in the proof of the Theorem 3.1.

For each $j = 1, \dots, B$, for some fixed $B \in \mathbb{N}$, suppose we have sequences $\{X_n^j(\theta_0, t, \theta)\}_n$ having joint distribution as $\mathbb{P}_{\theta_0, t, \theta}$. Note that for a fixed t and θ , the sequences must be independent across j . However, for any fixed j , the i.i.d. sequences $\{X_n^j(\theta_0, t, \theta)\}_n$ are allowed to be dependent across different values of t and $\theta \in \mathcal{S}'_{\tau-t+1}$. A specific method for generating these sequences is detailed in Section 3.2. We draw the datapoints until a change is detected at the stopping time $\tau_{j,t}^\theta$ using \mathcal{A} or until time L , whichever occurs first. Then, we compute the same test statistics truncated at L , based on $\tau_{j,t}^\theta$ and $X_1^j(\theta_0, t, \theta), \dots, X_{\tau_{j,t}^\theta \wedge L}^j(\theta_0, t, \theta)$, which is denoted as $M_{t,L}^j(\theta)$. For $L < \infty$,

$$M_{t,L}^j(\theta) := \begin{cases} -\infty, & \text{if } t > \tau_{j,t}^\theta, \\ M_t^{(\tau_{j,t}^\theta)}(X_1^j(\theta_0, t, \theta), \dots, X_{\tau_{j,t}^\theta}^j(\theta_0, t, \theta)), & \text{if } t \leq \tau_{j,t}^\theta \leq L \\ \infty, & \text{if } t \leq \tau_{j,t}^\theta \text{ and } \tau_{j,t}^\theta > L. \end{cases} \quad (3.1)$$

And for $L = \infty$, define $M_{t,\infty}^j := M_t(X_1^j(\theta_0, t, \theta), \dots, X_{\tau_{j,t}^\theta}^j(\theta_0, t, \theta))$, if $t \leq \tau_{j,t}^\theta < \infty$ and equal to $-\infty$, if $t > \tau_{j,t}^\theta$ or $\tau_{j,t}^\theta = \infty$. Our confidence set is the collection of all t before τ , for which we fail to reject $\mathcal{H}_{0,t}$ at level $\alpha \times \mathbb{P}_{\theta_0, \infty}(\tau \geq t)$:

$$\mathcal{C}_1 = \left\{ t \in \mathbb{N} : t \leq \tau, M_t \leq \sup_{\theta \in \mathcal{S}'_{\tau-t+1}} \text{Quantile}\left(1 - \alpha r_t; M_t, \{M_{t,L}^j(\theta)\}_{j=1}^B\right) \right\}, \quad (3.2)$$

where $r_t := \sum_{i=1}^N \mathbb{I}(\tau_i \geq t)/N$. If \mathcal{A} controls PFA at some known level $\delta \in (0, 1)$, we can have the following confidence set, which is simpler (i.e., does not require τ_i 's):

$$\mathcal{C}_2 = \left\{ t \in \mathbb{N} : t \leq \tau, M_t \leq \sup_{\theta \in \mathcal{S}'_{\tau-t+1}} \text{Quantile}\left(1 - \alpha; M_t, \{M_{t,L}^j(\theta)\}_{j=1}^B\right) \right\}, \quad (3.3)$$

Algorithm 3 contains an overview of the method.

Note that, unless $\mathcal{S}'_{\tau-t+1}$ is a finite set, it can be computationally challenging to approximate the threshold $\sup_{\theta \in \mathcal{S}'_{\tau-t+1}} \text{Quantile}(1 - \hat{\alpha}_t; M_t, \{M_{t,L}^j(\theta)\}_{j=1}^B)$. However, in many cases, we can derive a suitable upper bound of this threshold, which is computationally efficient. We provide details in Section 3.2 and a concrete Gaussian mean shift example in Section 3.3.

Algorithm 3: CI for known pre-change (F_{θ_0}) and composite post-change

Input : $\alpha, \beta \in (0, 1)$, $N, B \in \mathbb{N}$, $L \in \mathbb{N} \cup \{\infty\}$, a confidence sequence procedure $\text{CS}(\text{data}; \text{coverage})$, a change detection algorithm \mathcal{A} , and data $\{X_n\}_n$ until a change is detected at τ using \mathcal{A}

output : Confidence sets \mathcal{C} for changepoint T

```

1  $r_1 = r_2 = \dots = r_\tau = 1$ 
2 if  $\mathcal{A}$  has finite ARL then
3   for  $i = 1, \dots, N$  do
4     | Draw  $\{X_n^i\}_n \stackrel{iid}{\sim} F_{\theta_0}$ , until change is detected at  $\tau_i$  using  $\mathcal{A}$ , or until  $\tau$ , whichever happens first.
5   end
6    $r_t := \sum_{i=1}^N \mathbb{I}(\tau_i \geq t) / N$ , for  $t = 1, \dots, \tau$ 
7 end
8  $\mathcal{C} = \emptyset$ 
9 for  $t = 1, \dots, \tau$  do
10  | Compute some test statistics  $M_t$  based on  $X_1, \dots, X_\tau$  (e.g., as defined in (3.7))
11  | Find a confidence sequence for  $\theta_1$ :  $\mathcal{S}'_{\tau-t+1} = \text{CS}(X_t, \dots, X_\tau; 1 - \beta r_t)$ 
12  | for  $j = 1, \dots, B$  do
13    | Subroutine 2: for  $\theta \in \mathcal{S}'_{\tau-t+1}(X_t, \dots, X_\tau)$  do
14      | Get the sequence  $\{X_n^j(\theta_0, t, \theta)\}_n$  following  $\mathbb{P}_{\theta_0, t, \theta}$  (independently for all  $j$ ), until its
15      | detection time  $\tau_{j,t}^\theta$  using  $\mathcal{A}$  or until time  $L$ , whichever happens first.
16      | Compute  $M_{t,L}^j(\theta)$  based on  $L, \tau_{j,t}^\theta$  and  $X_1^j(\theta_0, t, \theta), \dots, X_{\tau_{j,t}^\theta \wedge L}^j(\theta_0, t, \theta)$ 
17    | end
18    | Subroutine 3: if there exists  $\theta \in \mathcal{S}'_{\tau-t+1} : M_t \leq \text{Quantile}(1 - \alpha r_t; M_t, \{M_{t,L}^j(\theta)\}_{j=1}^B)$  then
19      |  $\mathcal{C} = \mathcal{C} \cup \{t\}$ 
20    | end
21 end

```

Theorem 3.1. Let \mathcal{C}_1 and \mathcal{C}_2 be the confidence sets for changepoint $T \in \mathbb{N}$ as defined in (3.2) and (3.3) respectively, for some $\alpha, \beta \in (0, 1)$, $N, B \in \mathbb{N}$, $L \in \mathbb{N} \cup \{\infty\}$. Then for any given change detection algorithm \mathcal{A} with $\mathbb{P}_{\theta, \infty}(\tau \geq T) \neq 0$ and any $\theta_1 \in \Theta_1$,

$$\mathbb{P}_{\theta_0, T, \theta_1}(T \in \mathcal{C}_1 \mid \tau \geq T) \geq 1 - \alpha - \beta.$$

If \mathcal{A} controls PFA at level $\delta \in (0, 1)$, then for any $\theta_1 \in \Theta_1$,

$$\mathbb{P}_{\theta_0, T, \theta_1}(T \in \mathcal{C}_2) \geq 1 - \alpha - \beta - \delta \quad \text{and} \quad \mathbb{P}_{\theta_0, T, \theta_1}(T \in \mathcal{C}_2 \mid \tau \geq T) \geq 1 - \frac{\alpha + \beta}{1 - \delta}, \quad \text{when } \mathbb{P}_{\theta, \infty}(\tau \geq T) \neq 0.$$

3.1 Prototypical choice of test statistic M_t

Let $L_t(\theta_1; X_1, \dots, X_n)$ be the likelihood of data X_1, \dots, X_n under $\mathcal{H}_{0,t}$. Then, for $n \geq t$,

$$L_t(\theta_1; X_1, \dots, X_n) = \prod_{i=1}^{t-1} f_{\theta_0}(X_i) \prod_{i=t}^n f_{\theta_1}(X_i). \quad (3.4)$$

We define $\hat{\theta}_{1,j:n}$ to be a maximum likelihood estimator (MLE) of the post-change parameter $\theta_1 \in \Theta_1$ based on data X_j, \dots, X_n . The point estimate of T can be naturally extended to the following form:

$$\hat{T} = \arg \max_{1 \leq j \leq \tau} \prod_{i=j}^{\tau} \frac{f_{\hat{\theta}_{1,j:\tau}}(X_i)}{f_{\theta_0}(X_i)}. \quad (3.5)$$

The prototypical test statistic that we employ in our simulations is the likelihood-ratio-based test statistic $M_t^{(n)}$, where for $t, n \in \mathbb{N}, t \leq n$,

$$M_t^{(n)}(X_1, \dots, X_n) = \max_{1 \leq i \leq n} \frac{L_i(\hat{\theta}_{1,i;n}; X_1, \dots, X_n)}{L_t(\hat{\theta}_{1,t;n}; X_1, \dots, X_n)}. \quad (3.6)$$

Note that the test statistic M_t for testing $\mathcal{H}_{0,t}$ reduces to

$$M_t = \begin{cases} \frac{L_{\hat{\tau}}(\hat{\theta}_{1,\hat{\tau};\tau}; X_1, \dots, X_\tau)}{L_t(\hat{\theta}_{1,t;\tau}; X_1, \dots, X_\tau)}, & \text{if } t \leq \tau < \infty \\ -\infty, & \text{if } t > \tau, \text{ or } \tau = \infty. \end{cases} \quad (3.7)$$

3.2 Computationally and statistically efficient subroutines

For computational and statistical efficiency, we generate sequences from all $t \in \{1, \dots, \tau\}$ and $\theta \in \mathcal{S}'_{\tau-t+1}$ simultaneously using a single shared source of randomness. To achieve this, we assume that we have a fixed element $\theta'' \in \Theta$ in the parameter space and a function G , such that $X \sim F_{\theta''}$ implies $G(X, \theta) \sim F_\theta, \forall \theta \in \Theta$. Therefore, for each $j = 1, \dots, B$, we generate only one data sequence $\{X_n^j\}_n \stackrel{i.i.d.}{\sim} F_{\theta''}$, and then for each $t \in \{1, \dots, \tau\}$ and $\theta \in \mathcal{S}'_{\tau-t+1}$, we obtain sequences $\{Y_n^t(X_n^j, \theta)\}_n$ (having joint distribution $\mathbb{P}_{\theta_0, t, \theta}$) by applying the function $G(\cdot, \theta_0)$ to X_1^j, \dots, X_{t-1}^j and $G(\cdot, \theta)$ to X_t^j, X_{t+1}^j, \dots , i.e.,

$$Y_n^t(x, \theta) := \begin{cases} G(x, \theta_0), & \text{if } n < t \\ G(x, \theta), & \text{otherwise.} \end{cases} \quad (3.8)$$

Let us provide a few examples of the function G . If the distributions in the parametric family are continuous, the inverse distribution function F_θ^{-1} exists and it is easy to verify that $G(x, \theta) = F_\theta^{-1}(F_{\theta'}(x))$ works. In the case of a location family, a simple transformation is $G(x, \theta) = x + \theta - \theta''$ and similarly, for scale family, we have $G(x, \theta) = x \times \theta / \theta''$.

Let us now fix $t \in \{1, \dots, \tau\}$. Computing the detection time $\tau_{j,t}^\theta$ for each $\theta \in \mathcal{S}'_{\tau-t+1}$, and finding whether there exists $\theta \in \mathcal{S}'_{\tau-t+1}$ such that $M_t \leq \text{Quantile}(1 - \hat{\alpha}_t; M_t, \{M_{t,L}^j(\theta)\}_{j=1}^B)$ are both computationally infeasible, unless $\mathcal{S}'_{\tau-t+1}$ is a finite set. However, it is often straightforward to compute $t_1^j = \inf_{\theta \in \mathcal{S}'_{\tau-t+1}} \tau_{j,t}^\theta$ and $t_2^j = \sup_{\theta \in \mathcal{S}'_{\tau-t+1}} \tau_{j,t}^\theta$. Also, we can often derive a suitable upper bound on the threshold, which is computationally and statistically efficient. For example, we can bound it by $\text{Quantile}(1 - \hat{\alpha}_t; M_t, \{\sup_{\theta \in \mathcal{S}'_{\tau-t+1}} M_{t,L}^j(\theta)\}_{j=1}^B)$. Again, we bound $\sup_{\theta \in \mathcal{S}'_{\tau-t+1}} M_{t,L}^j(\theta)$ by $V_{t,L}^j$, where for $L < \infty$,

$$V_{t,L}^j := \begin{cases} -\infty & \text{if } t > t_2^j \\ \max_{\max\{t, t_1^j\} \leq t' \leq t_2^j} \sup_{\theta \in \mathcal{S}'_{\tau-t+1}} M_t^{(t')} (Y_1^t(X_1^j, \theta), \dots, Y_{t'}^t(X_{t'}^j, \theta); t'), & \text{if } t \leq t_2^j \leq L \\ \infty & \text{if } t \leq t_2^j \text{ and } t_2^j > L \end{cases} \quad (3.9)$$

And for $L = \infty$,

$$V_{t,\infty}^j := \begin{cases} \max_{\max\{t, t_1^j\} \leq t' \leq t_2^j} \sup_{\theta \in \mathcal{S}'_{\tau-t+1}} M_t^{(t')} (Y_1^t(X_1^j, \theta), \dots, Y_{t'}^t(X_{t'}^j, \theta); t'), & \text{if } t \leq t_2^j \text{ and } t_1^j < \infty \\ -\infty & \text{if } t > t_2^j \text{ or } t_1^j = \infty, \end{cases} \quad (3.10)$$

which are often straightforward to compute even with $L = \infty$ (e.g., in a Gaussian setting with CUSUM or

SR-type change detectors, as we explain in Section 3.3). We define the confidence interval as

$$\mathcal{C}'_1 = \{t \in \{1, \dots, \tau\} : M_t \leq \text{Quantile}(1 - \alpha \times \sum_{i=1}^N \mathbb{I}(\tau_i \geq t)/N; M_t, V_{t,L}^1, \dots, V_{t,L}^B)\} \text{ and} \quad (3.11)$$

$$\mathcal{C}'_2 = \{t \in \{1, \dots, \tau\} : M_t \leq \text{Quantile}(1 - \alpha; M_t, V_{t,L}^1, \dots, V_{t,L}^B)\}. \quad (3.12)$$

We observe that $\mathcal{C}' \supseteq \mathcal{C}$, where \mathcal{C} is the set produced by Algorithm 3, since

$$\begin{aligned} \text{Quantile}(1 - \frac{\alpha}{N} \sum_{i=1}^N \mathbb{I}(\tau_i \geq t); M_t, \{V_{t,L}^j\}_{j=1}^B) &\geq \text{Quantile}(1 - \frac{\alpha}{N} \sum_{i=1}^N \mathbb{I}(\tau_i \geq t); M_t, \{\sup_{\theta \in \mathcal{S}'_{\tau-t+1}} M_{t,L}^j(\theta)\}_{j=1}^B) \\ &\geq \sup_{\theta \in \mathcal{S}'_{\tau-t+1}} \text{Quantile}(1 - \frac{\alpha}{N} \sum_{i=1}^N \mathbb{I}(\tau_i \geq t); M_t, \{M_{t,L}^j(\theta)\}_{j=1}^B). \end{aligned}$$

Thus, we obtain the following coverage guarantee as an immediate corollary of Theorem 3.1.

Corollary 3.2. \mathcal{C}'_1 and \mathcal{C}'_2 defined in (3.11) and (3.12) respectively, satisfy the same coverage guarantees as \mathcal{C}_1 and \mathcal{C}_2 in Theorem 3.1.

3.3 A concrete example: Gaussian mean shift problem

We consider the most common changepoint model, where the pre-change distribution is F_0 is $N(\theta_0, 1)$ and the post-change model is $\mathcal{P}_1 = \{N(\theta, 1) : \theta \in \Theta_1\}$.

In this setting, we have the following example of a $1 - \beta$ confidence sequence (Howard et al., 2021) for θ_1

$$\mathcal{S}'_{\tau-t+1} = \left[\bar{X}_{t:\tau} - \frac{s_{\tau-t+1}(\beta)}{\sqrt{\tau-t+1}}, \bar{X}_{t:\tau} + \frac{s_{\tau-t+1}(\beta)}{\sqrt{\tau-t+1}} \right] \cap \Theta_1, \quad (3.13)$$

where $\bar{X}_{t:\tau} = \frac{1}{\tau-t+1} \sum_{i=t}^{\tau} X_i$ and $s_n(\beta) = \sqrt{\log \log(2n) + 0.72 \log(10.4/\beta)}$.

We fix $t \in \{1, \dots, \tau\}$. Note that we can consider $\theta'' = \theta_0$ and $G(x, \theta) = x + \theta - \theta_0$. Therefore, only need to generate the sequence $\{X_n^j\}_{n \in \mathbb{N}} \stackrel{iid}{\sim} N(\theta_0, 1)$ for $j = 1, \dots, B$. For $\theta \in \mathcal{S}'_{\tau-t+1}$,

$$Y_n^t(X_n^j, \theta) := \begin{cases} \epsilon_n^j + \theta, & \text{if } n < t \\ \epsilon_n^j + \theta, & \text{otherwise,} \end{cases} \quad (3.14)$$

where $\epsilon_n^j := X_n^j - \theta_0 \sim N(0, 1)$. We consider the likelihood-ratio-based test statistic $M_t(X_1, \dots, X_\tau)$, as defined in (2.8), with $\hat{\theta}_{1,t:n} = \frac{1}{n-t+1} \sum_{k=t}^n X_k$. Let, $M_{t,\infty}^j(\theta) = M_t(Y_1^t(X_1^j, \theta), \dots, Y_{\tau_j^\theta}^t(X_{\tau_j^\theta}^j, \theta))$, where τ_j^θ is the detection time for the sequence $\{Y_n^t(X_n^j, \theta)\}_n$. Suppose, we can find $t_1^j, t_2^j \in \mathbb{N}$, such that $t_1^j = \inf_{\theta \in \mathcal{S}'_{\tau-t+1}} \tau_j^\theta$ and $t_2^j = \sup_{\theta \in \mathcal{S}'_{\tau-t+1}} \tau_j^\theta$ (these are easy to compute for specific detection algorithms, such as CUSUM or SR type detectors, as we explain in Remark 3.3) and they are finite. So, we can have $L = \infty$.

If $t_2^j < t$, we have $V_{t,\infty}^j = 0$. For $t_2^j \geq t$, $V_{t,\infty}^j$ can be simplified for our Gaussian setting as below:

$$\begin{aligned} V_{t,\infty}^j &= \max_{\max\{t, t_1^j\} \leq t' \leq t_2^j} \sup_{\theta \in \mathcal{S}'_{\tau-t+1}} \max_{1 \leq i \leq t'} \frac{L_i(\frac{1}{t'-i+1} \sum_{k=i}^{t'} Y_k^t(X_k^j, \theta); Y_1^t(X_1^j, \theta), \dots, Y_{t'}^t(X_{t'}^j, \theta))}{L_t(\frac{1}{t'-t+1} \sum_{k=t}^{t'} \epsilon_k^j + \theta; Y_1^t(X_1^j, \theta), \dots, Y_{t'}^t(X_{t'}^j, \theta))} \\ &= \max_{\max\{t, t_1^j\} \leq t' \leq t_2^j} \frac{\max_{1 \leq i \leq t'} \sup_{\theta \in \mathcal{S}'_{\tau-t+1}} L_i(\bar{Y}_{i:t'}^j(\theta); Y_1^t(X_1^j, \theta), \dots, Y_{t'}^t(X_{t'}^j, \theta))}{L_t(\bar{\epsilon}_{t:t'}^j; \epsilon_1^j, \dots, \epsilon_{t'}^j)} \\ &= \max_{\max\{t, t_1^j\} \leq t' \leq t_2^j} \frac{\max_{1 \leq i \leq t'} L_i(\bar{Y}_{i:t'}^j(\theta_{t'}^i); Y_1^t(X_1^j, \theta_{t'}^i), \dots, Y_{t'}^t(X_{t'}^j, \theta_{t'}^i))}{L_t(\bar{\epsilon}_{t:t'}^j; \epsilon_1^j, \dots, \epsilon_{t'}^j)}, \end{aligned} \quad (3.15)$$

where $\bar{\epsilon}_{i:t'}^j = \frac{1}{t'-i+1} \sum_{k=t}^{t'} \epsilon_k^j$, $\bar{Y}_{i:t'}^j(\theta) = \frac{1}{t'-i+1} \sum_{k=i}^{t'} Y_k^t(X_k^j, \theta)$, and $\theta_{t'}^i$ is the unique element that maximizes $L_i(\bar{Y}_{i:t'}^j(\theta); Y_1^t(X_1^j, \theta), \dots, Y_{t'}^t(X_{t'}^j, \theta))$, or equivalently minimizes

$$-2 \log L_i(\bar{Y}_{i:t'}^j(\theta); Y_1^t(X_1^j, \theta), \dots, Y_{t'}^t(X_{t'}^j, \theta)) = \begin{cases} \sum_{k=i}^{t-1} \left(\epsilon_k^j - \bar{\epsilon}_{i:t'}^j - \frac{t'-t+1}{t'-i+1}(\theta - \theta_0) \right)^2 + \sum_{k=t}^{t'} \left(\epsilon_k^j - \bar{\epsilon}_{i:t'}^j + \frac{t-i}{t'-i+1}(\theta - \theta_0) \right)^2 + \text{constant (wrt } \theta), & \text{if } i < t, \\ \text{constant (wrt } \theta), & \text{if } i = t, \\ \sum_{k=t}^{i-1} \left(\epsilon_k^j + \theta - \theta_0 \right)^2 + \text{constant (wrt } \theta), & \text{if } i > t, \end{cases}$$

over $\theta \in \mathcal{S}'_{\tau-t+1}$. Note that $\theta_{t'}^i$ has a simple closed-form expression since the above equation is a quadratic function of θ . And hence, V_t^j (3.15) can be computed easily.

Remark 3.3. For weighted CUSUM or SR detectors, finding t_1^j, t_2^j is often straightforward. So, for some weight $W(\theta)$ such that $\int_{\theta \in \Theta_1} dW(\theta) = 1$, the weighted CUSUM or SR detectors are defined as

$$\tau_{\text{wCUSUM}} = \inf \left\{ \tau \in \mathbb{N} : \max_{1 \leq j \leq \tau} \int_{\theta \in \Theta_1} \prod_{i=j}^{\tau} \frac{f_{\theta}(X_i)}{f_{\theta_0}(X_i)} dW(\theta) \geq A \right\} \quad (3.16)$$

$$\text{and } \tau_{\text{wSR}} = \inf \left\{ \tau \in \mathbb{N} : \sum_{j=1}^{\tau} \int_{\theta \in \Theta_1} \prod_{i=j}^{\tau} \frac{f_{\theta}(X_i)}{f_{\theta_0}(X_i)} dW(\theta) \geq A \right\}. \quad (3.17)$$

For example, consider $\mathcal{P}_1 = \{N(\theta, 1) : \theta \geq \theta^*\}$, for some $\theta^* \geq \theta_0$. Observe that for all $\theta \in \Theta_1$, $\prod_{i=j}^{\tau} \frac{f_{\theta}(X_i)}{f_{\theta_0}(X_i)} = \exp\{\frac{1}{2}(\theta - \theta_0) \times \sum_{i=j}^{\tau} (2X_i - \theta_0 - \theta)\}$ increases as X_i 's increases and hence, both τ_{wCUSUM} and τ_{wSR} decreases as X_i 's increases. Therefore, $t_1^j = \inf_{\theta \in \mathcal{S}'_{\tau-t+1}} \tau_j^{\theta} = \tau_j^{\sup \mathcal{S}'_{\tau-t+1}}$ and $t_2^j = \sup_{\theta \in \mathcal{S}'_{\tau-t+1}} \tau_j^{\theta} = \tau_j^{\inf \mathcal{S}'_{\tau-t+1}}$. Similarly, for $\mathcal{P}_1 = \{N(\theta, 1) : \theta \leq \theta^*\}$, for some $\theta^* \leq \theta_0$, we have $t_1^j = \tau_j^{\inf \mathcal{S}'_{\tau-t+1}}$ and $t_2^j = \tau_j^{\sup \mathcal{S}'_{\tau-t+1}}$. Also, for $\mathcal{P}_1 = \{N(\theta, 1) : \theta \neq \theta_0\}$, if we employ Gaussian weights (it is conjugate prior, so closed-form expressions for τ_{wCUSUM} and τ_{wSR} can be found), one can obtain similar forms of t_1^j, t_2^j , depending on the mean of the weight distribution. One can easily check that similar results extend to other parametric families, such as the Gaussian/Laplace/exponential scale change problems with weighted CUSUM and SR detectors, as well as the PFA-controlling change detectors used in Section 5.2.

The Gaussian mean shift example we provided serves as a concrete and illustrative case to clarify the methodology. It is worth noting that C' , as defined in (3.11), is practically implementable as long as the following relatively weak conditions are met:

1. The coupling function G is available (which is always the case when distributions are continuous).
2. We can construct a confidence sequence for the parameter of interest (which is always achievable as long as one can construct a confidence interval for the parameter).
3. The quantities t_j^1 and t_j^2 are computable (either exactly or numerically).
4. If we employ the likelihood-ratio-based test statistic (2.8), then we have to be able to maximize the function $L_i(\hat{\theta}_{1,i:t'}; Y_1^t(X_1^j, \theta), \dots, Y_{t'}^t(X_{t'}^j, \theta))$ over θ on a given set (either exactly or numerically).

For instance, one can easily verify that this approach applies to Gaussian, Laplace, or exponential scale change problems.

4 Composite pre- and post-change

We now assume that both pre- and post-change distributions follow some parametric composite models $\mathcal{P}_0 = \{F_\theta : \theta \in \Theta_0\}$ and $\mathcal{P}_1 = \{F_\theta : \theta \in \Theta_1\}$ respectively such that $\Theta_0 \cap \Theta_1 = \emptyset$.

In this setting, the average run length (ARL) of the detection algorithm is defined as $\inf_{\theta \in \Theta_0} \mathbb{E}_{\theta, \infty}[\tau]$, which represents the least expected time until a false alarm occurs under $T = \infty$ (i.e., no change). On the other hand, the probability of false alarm (PFA) is defined as the worst-case probability of triggering a false alarm, that is $\sup_{\theta \in \Theta_0} \mathbb{P}_{\theta, \infty}(\tau < \infty)$.

Suppose we have the data sequence $\{X_n\}_n \sim \mathbb{P}_{\theta_0, T, \theta_1}$, for some unknown $T \in \mathbb{N} \cup \{\infty\}$, $\theta_i \in \Theta_i$ ($i = 0, 1$) and some sequential change detection algorithm \mathcal{A} that raises an alarm at the stopping time τ in the sequence. Following the approach from the previous sections, we define the null hypothesis that a changepoint occurs at time $t \in \{1, \dots, \tau\}$ as:

$$\mathcal{H}_{0,t} : X_1, \dots, X_{t-1} \stackrel{i.i.d.}{\sim} F_{\theta_0}, \text{ for some } \theta_0 \in \Theta_0 \text{ and } X_t, X_{t+1}, \dots \stackrel{i.i.d.}{\sim} F_{\theta_1}, \text{ for some } \theta_1 \in \Theta_1.$$

We consider some test statistic $M_t := M_t(X_1, \dots, X_\tau; \tau)$ based on data up to time τ , for testing the null hypothesis $\mathcal{H}_{0,t}$. An example is provided in Section 4.1.

Suppose the change detection algorithm, \mathcal{A} has finite ARL or it is a blackbox algorithm so that its PFA is unknown. In that case, we have a problem in generating i.i.d. copies of the detection times under $T = \infty$ (i.e., no change), since the pre-change parameter θ_0 is unknown. Therefore, we need to assume the following:

Assumption 4.1. There exists $\theta_0^* \in \Theta$ such that $\inf_{\theta \in \Theta_0} \mathbb{P}_{\theta, \infty}(\tau \geq t) \geq \mathbb{P}_{\theta_0^*, \infty}(\tau \geq t)$, for all $t \in \mathbb{N}$.

This assumption holds for a variety of change detection problems. For instance, we illustrate this in Remark 4.6 for some Gaussian mean change problems with CUSUM and SR-type detectors. One can easily check that it holds for analogous Gaussian, Laplace, and exponential scale change problems as well.

We now generate N many i.i.d. sequences under $F_{\theta_0^*}$ until a change is detected using \mathcal{A} , recording the detection times as τ_1, \dots, τ_N , for some $N \in \mathbb{N}$, that will help us estimate $\mathbb{P}_{\theta_0^*, \infty}(\tau \geq t)$, which is a lower bound on $\mathbb{P}_{\theta_0, \infty}(\tau \geq t)$. If \mathcal{A} controls PFA at a known level $\delta \in (0, 1)$, we can avoid this step and obtain a conditional/unconditional coverage guarantee without any such assumption.

Since both pre- and post-change parameters are unknown, for each t , we estimate them based on X_1, \dots, X_{t-1} and X_t, \dots, X_τ respectively. However, as noted earlier, the sample size used for the estimates might be too small to yield reliable estimates. Therefore, instead of point estimates, we rely on interval estimates in order to achieve a predetermined control over the error.

Suppose that we have some confidence interval procedure $\text{CI}(X_1, \dots, X_n; 1 - c)$, which constructs $1 - c$ confidence interval using X_1, \dots, X_n for θ_0 and a confidence sequence procedure $\{\text{CS}(X_1, \dots, X_n; 1 - c)\}_n$, which constructs $1 - c$ confidence sequence using $\{X_n\}_n$ for θ_1 . If \mathcal{A} controls PFA, we can simply construct $\mathcal{S}'_{\tau-t+1} = \text{CS}(X_t, \dots, X_\tau; 1 - \beta)$ for θ_1 having $1 - \beta$ coverage and $\mathcal{S}_{t-1} = \text{CI}(X_1, \dots, X_{t-1}; 1 - \gamma)$ for θ_0 having $1 - \gamma$ coverage. Otherwise, we construct $\mathcal{S}_{t-1} = \text{CI}(X_1, \dots, X_{t-1}; 1 - \gamma r_t)$ and $\mathcal{S}'_{\tau-t+1} = \text{CS}(X_t, \dots, X_\tau; 1 - \beta r_t)$, where $r_t := \sum_{i=1}^N \mathbb{I}(\tau_i \geq t) / N$. Despite r_t being random, it is based on independent simulations, and so it turns out that marginalizing over r_t yields that the CS and CI have coverage probabilities $1 - \beta \times \mathbb{P}_{\theta_0^*, \infty}(\tau \geq t)$ and $1 - \gamma \times \mathbb{P}_{\theta_0^*, \infty}(\tau \geq t)$ respectively; we formalize this more explicitly in the proof of Theorem 4.2.

Note that for $t = 1$, the only plausible confidence interval of θ_0 is $\mathcal{S}_0 = \Theta_0$. Therefore, if Θ_0 is unbounded, then it becomes infeasible. To avoid this issue, one can assume that $T \in \mathbb{N} \setminus \{1\}$ and test only for $t = 2, \dots, \tau$.

For each $j = 1, \dots, B$, for some fixed $B \in \mathbb{N}$, suppose we have sequences $\{X_n^j(\theta, t, \theta')\}_n$ having joint distribution as $\mathbb{P}_{\theta, t, \theta'}$. Note that the sequences must be independent as j varies. However, for any fixed j , the i.i.d. sequences $\{X_n^j(\theta, t, \theta')\}_n$ are allowed to be dependent across different values of t and $\theta \in \mathcal{S}_{t-1}$, $\theta \in \mathcal{S}'_{\tau-t+1}$. A specific method for generating these sequences is detailed in Section 4.2. We draw the datapoints until a change is detected at the stopping time $\tau_{\theta, \theta'}^{j, t}$ using \mathcal{A} or until time L , whichever occurs first. Then, we compute the same test statistics truncated at L , based on $\tau_{\theta, \theta'}^{j, t}$ and $X_1^j(\theta, t, \theta'), \dots, X_{\tau_{\theta, \theta'}^{j, t} \wedge L}^j(\theta, t, \theta')$, which

is denoted as $M_{t,L}^j(\theta, \theta')$. For $L < \infty$,

$$M_{t,L}^j(\theta, \theta') := \begin{cases} -\infty, & \text{if } t > \tau_{\theta, \theta'}^{j,t}, \\ M_t(X_1^j(\theta, t, \theta'), \dots, X_{\tau_{\theta, \theta'}^{j,t}}^j(\theta, t, \theta')), & \text{if } t \leq \tau_{\theta, \theta'}^{j,t} \leq L, \\ \infty, & \text{if } t \leq \tau_{\theta, \theta'}^{j,t} \text{ and } \tau_{\theta, \theta'}^{j,t} > L. \end{cases} \quad (4.1)$$

And for $L = \infty$,

$$M_{t,\infty}^j(\theta, \theta') := \begin{cases} M_t(X_1^j(\theta, t, \theta'), \dots, X_{\tau_{\theta, \theta'}^{j,t}}^j(\theta, t, \theta')), & \text{if } t \leq \tau_{\theta, \theta'}^{j,t} < \infty, \\ -\infty, & \text{if } \tau_{\theta, \theta'}^{j,t} = \infty \text{ or } t > \tau_{\theta, \theta'}^{j,t}. \end{cases} \quad (4.2)$$

Our confidence set is the collection of all t before τ , for which we fail to reject $\mathcal{H}_{0,t}$ at level $\alpha \times \mathbb{P}_{\theta_0, \infty}(\tau \geq t)$,

$$\mathcal{C}_1 = \left\{ t \in \mathbb{N} : t \leq \tau, M_t \leq \sup_{(\theta, \theta') \in \mathcal{S}_{t-1} \times \mathcal{S}'_{\tau-t+1}} \text{Quantile}(1 - \hat{\alpha}_t; M_t, \{M_{t,L}^j(\theta, \theta')\}_{j=1}^B) \right\}, \quad (4.3)$$

where $\hat{\alpha}_t := \alpha \times \sum_{i=1}^N \mathbb{I}(\tau_i \geq t)/N$. If \mathcal{A} controls PFA at some known level $\delta \in (0, 1)$, we have the following confidence set, which is simpler (i.e., does not require τ_i 's):

$$\mathcal{C}_2 = \left\{ t \in \mathbb{N} : t \leq \tau, M_t \leq \sup_{(\theta, \theta') \in \mathcal{S}_{t-1} \times \mathcal{S}'_{\tau-t+1}} \text{Quantile}(1 - \alpha; M_t, \{M_{t,L}^j(\theta, \theta')\}_{j=1}^B) \right\}. \quad (4.4)$$

Algorithm 4 contains an overview of the method.

Note that, unless \mathcal{S}_{t-1} and $\mathcal{S}'_{\tau-t+1}$ are finite sets, it can be computationally challenging to approximate the threshold $\sup_{(\theta, \theta') \in \mathcal{S}_{t-1} \times \mathcal{S}'_{\tau-t+1}} \text{Quantile}(1 - \hat{\alpha}_t; M_t, \{M_{t,L}^j(\theta, \theta')\}_{j=1}^B)$. However, in many cases, we can derive a suitable upper bound of this threshold, which is computationally and statistically efficient. We provide the details in Section 4.2. We offer a concrete example of the Gaussian mean shift problem in Section 4.3.

Theorem 4.2. *Let \mathcal{C}_1 and \mathcal{C}_2 be the confidence sets for changepoint $T \in \mathbb{N}$ defined in (4.3) and (4.4), for some $\alpha, \beta, \gamma \in (0, 1)$, $N, B \in \mathbb{N}$, $L \in \mathbb{N} \cup \{\infty\}$. For any $\theta_i \in \Theta_i (i = 0, 1)$, and any change detection algorithm \mathcal{A} satisfying Assumption 4.1 and having $\mathbb{P}_\infty(\tau \geq T) \neq 0$, the following conditional coverage guarantee holds:*

$$\mathbb{P}_{\theta_0, T, \theta_1}(T \in \mathcal{C}_1 \mid \tau \geq T) \geq 1 - \alpha - \beta - \gamma.$$

If \mathcal{A} controls PFA at level $\delta \in (0, 1)$, \mathcal{C}_2 satisfies the following guarantee for any $\theta_i \in \Theta_i (i = 0, 1)$:

$$\mathbb{P}_{\theta_0, T, \theta_1}(T \in \mathcal{C}_2) \geq 1 - \alpha - \beta - \gamma - \delta, \quad \text{and} \quad \mathbb{P}_{\theta_0, T, \theta_1}(T \in \mathcal{C}_2 \mid \tau \geq T) \geq 1 - \frac{\alpha + \beta + \gamma}{1 - \delta}, \quad \text{when } \mathbb{P}_{\theta, \infty}(\tau \geq T) \neq 0.$$

Remark 4.3. As a special case, when pre- and post-change parameters are known, i.e., $\Theta_i = \{\theta_i\}$ are singleton sets for $i = 0, 1$, we can have $\mathcal{S} = \{\theta_0\}, \mathcal{S}' = \{\theta_1\}$ with $\beta = 0$. So, in this case, Algorithms 3 and 4 reduces to our algorithm designed for the known pre- and post-change setting and similarly, Theorems 3.1 and 4.2 reduces to Theorem 2.7.

4.1 Prototypical choice of test statistic M_t

Let $L_t^n(\theta_0, \theta_1)$ be the likelihood of data up to time $n \geq t$ under $\mathcal{H}_{0,t}$. Then,

$$L_t(\theta_0, \theta_1; X_1, \dots, X_n) = \prod_{i=1}^{t-1} f_{\theta_0}(X_i) \prod_{i=t}^n f_{\theta_1}(X_i). \quad (4.5)$$

Algorithm 4: CI for composite pre-change and post-change

Input : $\theta_0^*, \alpha, \beta, \gamma \in (0, 1)$, $N, B \in \mathbb{N}$, $L \in \mathbb{N} \cup \{\infty\}$, change detection algorithm \mathcal{A} , a confidence interval procedure $\text{CI}(\text{data}; \text{coverage})$, a confidence sequence procedure $\text{CS}(\text{data}; \text{coverage})$, and data $\{X_n\}_n$ until a change is detected at τ using \mathcal{A}

output: A confidence set \mathcal{C} for changepoint T

```

1  $r_1 = r_2 = \dots = r_\tau = 1$ 
2 if  $\mathcal{A}$  has finite ARL then
3   for  $i = 1, \dots, N$  do
4     | Draw  $\{X_n^i\}_n \stackrel{iid}{\sim} F_{\theta_0^*}$ , define  $\tau_i$  as the time when  $\mathcal{A}$  detects a change, or  $\tau$ , whichever occurs first
5   end
6   Define  $r_t = \sum_{i=1}^N \mathbb{I}(\tau_i \geq t)/N$  for  $t = 1, \dots, \tau$ ;
7 end
8  $\mathcal{C} = \emptyset$ 
9 for  $t = 1, \dots, \tau$  do
10  | Compute some test statistics  $M_t$  based on  $X_1, \dots, X_\tau$  (e.g., as defined in (4.8))
11  | Find a confidence interval for  $\theta_0$ :  $\mathcal{S}_{t-1} = \text{CI}(X_1, \dots, X_{t-1}; 1 - \gamma r_t)$ 
12  | Find a confidence sequence for  $\theta_1$ :  $\mathcal{S}'_{\tau-t+1} = \text{CS}(X_t, \dots, X_\tau; 1 - \beta r_t)$ 
13  | for  $j = 1, \dots, B$  do
14    | Subroutine 1: for  $(\theta, \theta') \in \mathcal{S}_{t-1} \times \mathcal{S}'_{\tau-t+1}$  do
15      | Simulate a sequence  $\{X_n^j(\theta, t, \theta')\}_n$  following  $\mathbb{P}_{\theta, t, \theta'}$  (independently for all  $j$ ) until its
16      | detection time  $\tau_{\theta, \theta'}^{j, t}$  using  $\mathcal{A}$  or until time  $L$ , whichever happens first.
17      | Compute  $M_{t, L}^j(\theta, \theta')$  based on  $L, \tau_{\theta, \theta'}^{j, t}$  and  $X_1^j(\theta, t, \theta'), \dots, X_{\tau_{\theta, \theta'}^{j, t} \wedge L}^j(\theta, t, \theta')$ 
18    | end
19  | Subroutine 2: if  $M_t \leq \sup_{(\theta, \theta') \in \mathcal{S}_{t-1} \times \mathcal{S}'_{\tau-t+1}} \text{Quantile}(1 - \alpha r_t; M_t, \{M_{t, L}^j(\theta, \theta')\}_{j=1}^B)$  then
20    |  $\mathcal{C} = \mathcal{C} \cup \{t\}$ 
21  | end
22 end

```

We define $\hat{\theta}_{0,1:j}$ to be the maximum likelihood estimator (MLE) of the null $\theta_0 \in \Theta_0$ based on data X_1, \dots, X_j . Similarly, we define $\hat{\theta}_{1,j:n}$ to be the MLE of the alternative $\theta_1 \in \Theta_1$ based on data X_j, \dots, X_n . The point estimate of T can be naturally extended to the following form:

$$\hat{T} = \arg \max_{1 \leq j \leq \tau} \prod_{i=j}^{\tau} \frac{f_{\hat{\theta}_{1,j:\tau}}(X_i)}{f_{\hat{\theta}_{0,1:j-1}}(X_i)}. \quad (4.6)$$

As a prototypical example, we consider the likelihood-ratio-based test statistic $M_t^{(n)}$, which is defined for $t, n \in \mathbb{N}, t \leq n$ as below.

$$M_t^{(n)}(X_1, \dots, X_n) := \max_{1 \leq i \leq n} \frac{L_i(\hat{\theta}_{0,1:i-1}, \hat{\theta}_{1,i:n}; X_1, \dots, X_n)}{L_t(\hat{\theta}_{0,1:t-1}, \hat{\theta}_{1,t:n}; X_1, \dots, X_n)}. \quad (4.7)$$

Note that the test statistic M_t for testing the null hypothesis $\mathcal{H}_{0,t}$ reduces to

$$M_t = \begin{cases} \frac{L_{\hat{T}}(\hat{\theta}_{0,1:\hat{T}-1}, \hat{\theta}_{1,\hat{T}:\tau}; X_1, \dots, X_\tau)}{L_t(\hat{\theta}_{0,1:t-1}, \hat{\theta}_{1,t:\tau}; X_1, \dots, X_\tau)}, & \text{if } t \leq \tau < \infty, \\ -\infty, & \text{if } t > \tau \text{ or } \tau = \infty. \end{cases} \quad (4.8)$$

4.2 Computationally and statistically efficient subroutines

As in Section 3.2, we assume that we have a fixed element θ'' in the parameter space and a function G , such that $X \sim F_{\theta''}$ implies $G(X, \theta) \sim F_{\theta}, \forall \theta \in \Theta_0 \cup \Theta_1$. Therefore, for each $j = 1, \dots, B$, we generate data sequence $X_1^j, X_2^j \dots \stackrel{iid}{\sim} F_{\theta''}$ only once. Then, for each $t \in \{1, \dots, \tau\}$ and $(\theta \times \theta') \in \mathcal{S}_{t-1} \times \mathcal{S}'_{\tau-t+1}$, we obtain sequences $\{Y_n^t(X_n^j, \theta, \theta')\}_n$ having joint distribution $\mathbb{P}_{\theta, t, \theta'}$, by applying the function $G(\cdot, \theta)$ to X_1^j, \dots, X_{t-1}^j and $G(\cdot, \theta')$ to X_t^j, X_{t+1}^j, \dots , i.e.,

$$Y_n^t(x, \theta, \theta') := \begin{cases} G(x, \theta), & \text{if } n < t \\ G(x, \theta'), & \text{otherwise.} \end{cases} \quad (4.9)$$

Let us now fix $t \in \{1, \dots, \tau\}$. Computing the detection time $\tau_{\theta, \theta'}^j$ for each $(\theta, \theta') \in \mathcal{S}_{t-1} \times \mathcal{S}'_{\tau-t+1}$, and finding whether there exists $(\theta, \theta') \in \mathcal{S}_{t-1} \times \mathcal{S}'_{\tau-t+1}$ such that $M_t \leq \text{Quantile}(1 - \hat{\alpha}_t; M_t, \{M_t^j(\theta, \theta')\}_{j=1}^B)$ are both computationally infeasible, unless \mathcal{S}_{t-1} and $\mathcal{S}'_{\tau-t+1}$ are a finite sets.

However, it is often straightforward to compute $t_1^j = \inf_{(\theta, \theta') \in \mathcal{S}_{t-1} \times \mathcal{S}'_{\tau-t+1}} \tau_{\theta, \theta'}^j$ and $t_2^j = \sup_{(\theta, \theta') \in \mathcal{S}_{t-1} \times \mathcal{S}'_{\tau-t+1}} \tau_{\theta, \theta'}^j$.

Also, we can often derive a suitable upper bound on the threshold, which is computationally and statistically efficient. E.g., we can bound it by $\text{Quantile}(1 - \hat{\alpha}_t; M_t, \{\sup_{(\theta, \theta') \in \mathcal{S}_{t-1} \times \mathcal{S}'_{\tau-t+1}} M_{t,L}^j(\theta, \theta')\}_{j=1}^B)$. Again, we bound $\sup_{(\theta, \theta') \in \mathcal{S}_{t-1} \times \mathcal{S}'_{\tau-t+1}} M_{t,L}^j(\theta, \theta')$ by $U_{t,L}^j$, where for $L < \infty$,

$$U_{t,L}^j := \begin{cases} -\infty & \text{if } t > t_2^j \\ \max_{\max\{t_1^j, t\} \leq t' \leq t_2^j} \sup_{(\theta, \theta') \in \mathcal{S}_{t-1} \times \mathcal{S}'_{\tau-t+1}} M_{t'}^{t'}(Y_1^t(X_1^j, \theta, \theta'), \dots, Y_{t'}^t(X_{t'}^j, \theta, \theta'); t'), & \text{if } t \leq t_2^j \leq L \\ \infty & \text{if } t \leq t_2^j \text{ and } t_2^j > L. \end{cases} \quad (4.10)$$

And for $L = \infty$,

$$U_{t,\infty}^j := \begin{cases} \max_{\max\{t_1^j, t\} \leq t' \leq t_2^j} \sup_{(\theta, \theta') \in \mathcal{S}_{t-1} \times \mathcal{S}'_{\tau-t+1}} M_{t'}^{t'}(Y_1^t(X_1^j, \theta, \theta'), \dots, Y_{t'}^t(X_{t'}^j, \theta, \theta'); t'), & \text{if } t \leq t_2^j \text{ and } t_1^j < \infty \\ -\infty & \text{if } t > t_2^j \text{ or } t_1^j = \infty. \end{cases} \quad (4.11)$$

We consider the following confidence sets:

$$\mathcal{C}_1'' = \{t \in \{2, \dots, \tau\} : M_t \leq \text{Quantile}(1 - \alpha \times \sum_{i=1}^N \mathbb{I}(\tau_i \geq t)/N; M_t, U_{t,L}^1, \dots, U_{t,L}^B)\} \text{ and} \quad (4.12)$$

$$\mathcal{C}_2'' = \{t \in \{2, \dots, \tau\} : M_t \leq \text{Quantile}(1 - \alpha; M_t, U_{t,L}^1, \dots, U_{t,L}^B)\}. \quad (4.13)$$

Observe that $\mathcal{C}_i'' \supseteq \mathcal{C}_i$, for $i = 1, 2$, where \mathcal{C}_i 's are the sets produced by Algorithm 4, since

$$\begin{aligned} \text{Quantile}(1 - \hat{\alpha}_t; M_t, \{U_{t,L}^j\}_{j=1}^B) &\geq \text{Quantile}(1 - \hat{\alpha}_t; M_t, \{\sup_{(\theta, \theta') \in \mathcal{S}_{t-1} \times \mathcal{S}'_{\tau-t+1}} M_{t,L}^j(\theta, \theta')\}_{j=1}^B) \\ &\geq \sup_{(\theta, \theta') \in \mathcal{S}_{t-1} \times \mathcal{S}'_{\tau-t+1}} \text{Quantile}(1 - \hat{\alpha}_t; M_t, \{M_{t,L}^j(\theta, \theta')\}_{j=1}^B). \end{aligned}$$

Thus, we obtain the following coverage guarantee as an immediate corollary of Theorem 4.2.

Corollary 4.4. \mathcal{C}_1'' and \mathcal{C}_2'' defined in (4.12) and (4.13) respectively satisfy the same coverage guarantees as \mathcal{C}_1 and \mathcal{C}_2 in Theorem 4.2.

4.3 A concrete example: Gaussian mean shift problem

We consider the most common changepoint model, where pre-change and post-change models are $\mathcal{P}_i = \{N(\theta, 1) : \theta \in \Theta_i\}$, for $i = 0, 1$.

In this setting, we have the following $1 - \gamma$ confidence interval for θ_0 for each $t \geq 2$

$$\mathcal{S}_{t-1} = \left[\bar{X}_{1:t-1} - \frac{q_{\gamma/2}}{\sqrt{t-1}}, \bar{X}_{1:t-1} + \frac{q_{\gamma/2}}{\sqrt{t-1}} \right] \cap \Theta_0, \quad (4.14)$$

and the $1 - \beta$ confidence sequence for θ_1 , as defined in (3.13).

We fix $t \in \{2, \dots, \tau\}$. Note that we can consider $\theta'' = 0$ and $G(x, \theta) = x + \theta$. Therefore, only need to generate the sequence $\{\epsilon_n^j\}_{n \in \mathbb{N}} \stackrel{iid}{\sim} N(0, 1)$ for $j = 1, \dots, B$. For $\theta \in \mathcal{S}_{t-1}, \theta' \in \mathcal{S}'_{\tau-t+1}$, we define

$$Y_n^j(\theta, \theta') = \begin{cases} \theta + \epsilon_n^j, & \text{if } n < t \\ \theta' + \epsilon_n^j, & \text{otherwise.} \end{cases} \quad (4.15)$$

We consider the likelihood-ratio-based test statistic $M_t(X_1, \dots, X_\tau; \tau)$, as defined in (4.8), with $\hat{\theta}_{0,1:t-1} = \frac{1}{t-1} \sum_{k=1}^{t-1} X_k$ and $\hat{\theta}_{1,t:n} = \frac{1}{n-t+1} \sum_{k=t}^n X_k$. Note that, t_1^j, t_2^j are easy to compute exactly even with $L = \infty$ for some specific detection algorithms as we illustrate in Remark 4.5.

For $t_2^j < t, U_{t,\infty}^j = 0$ and for $t_2^j \geq t, U_{t,\infty}^j$ can be simplified for our Gaussian setting as below:

$$\begin{aligned} U_{t,\infty}^j &= \max_{\max\{t, t_1^j\} \leq t' \leq t_2^j} \sup_{(\theta, \theta') \in \mathcal{S}_{t-1} \times \mathcal{S}'_{\tau-t+1}} \max_{1 \leq i \leq t'} \frac{L_i(\bar{Y}_{1:i-1}^j(\theta, \theta'), \bar{Y}_{i:t'}^j(\theta, \theta'); Y_1^j(\theta, \theta'), \dots, Y_{t'}^j(\theta, \theta'))}{L_t(\bar{\epsilon}_{1:t-1}^j + \theta_0, \bar{\epsilon}_{t:t'}^j + \theta_1; Y_1^j(\theta, \theta'), \dots, Y_{t'}^j(\theta, \theta'))} \\ &= \max_{\max\{t, t_1^j\} \leq t' \leq t_2^j} \frac{\max_{1 \leq i \leq t'} \sup_{(\theta, \theta') \in \mathcal{S}_{t-1} \times \mathcal{S}'_{\tau-t+1}} L_i(\bar{Y}_{1:i-1}^j(\theta, \theta'), \bar{Y}_{i:t'}^j(\theta, \theta'); Y_1^j(\theta, \theta'), \dots, Y_{t'}^j(\theta, \theta'))}{L_t(\bar{\epsilon}_{1:t-1}^j, \bar{\epsilon}_{t:t'}^j; \epsilon_1^j, \dots, \epsilon_{t'}^j)} \\ &= \max_{\max\{t, t_1^j\} \leq t' \leq t_2^j} \frac{\max_{1 \leq i \leq t'} L_i(\bar{Y}_{1:i-1}^j(\theta_{0,t'}^i, \theta_{1,t'}^i), \bar{Y}_{i:t'}^j(\theta_{0,t'}^i, \theta_{1,t'}^i); Y_1^j(\theta_{0,t'}^i, \theta_{1,t'}^i), \dots, Y_{t'}^j(\theta_{0,t'}^i, \theta_{1,t'}^i))}{L_t(\bar{\epsilon}_{1:t-1}^j, \bar{\epsilon}_{t:t'}^j; \epsilon_1^j, \dots, \epsilon_{t'}^j)}, \end{aligned}$$

where $\bar{\epsilon}_{i:t'}^j = \frac{1}{t'-i+1} \sum_{k=i}^{t'} \epsilon_k^j$, $\bar{Y}_{i:t'}^j(\theta, \theta') = \frac{1}{t'-i+1} \sum_{k=i}^{t'} Y_k^j(\theta, \theta')$, and $(\theta_{0,t'}^i, \theta_{1,t'}^i)$ is the one such pair that maximizes $L_i(\bar{Y}_{1:i-1}^j(\theta, \theta'), \bar{Y}_{i:t'}^j(\theta, \theta'); Y_1^j(\theta, \theta'), \dots, Y_{t'}^j(\theta, \theta'))$, or equivalently minimizes

$$\begin{aligned} &-2 \log L_i(\bar{Y}_{1:i-1}^j(\theta, \theta'), \bar{Y}_{i:t'}^j(\theta, \theta'); Y_1^j(\theta, \theta'), \dots, Y_{t'}^j(\theta, \theta')) = \\ &\begin{cases} \sum_{k=i}^{t-1} \left(\epsilon_k^j - \bar{\epsilon}_{i:t'}^j - \frac{t'-t+1}{t'-i+1} (\theta_1 - \theta_0) \right)^2 + \sum_{k=t}^{t'} \left(\epsilon_k^j - \bar{\epsilon}_{i:t'}^j + \frac{t-i}{t'-i+1} (\theta_1 - \theta_0) \right)^2 + \text{constant}, & \text{if } i < t, \\ \text{constant}, & \text{if } i = t, \\ \sum_{k=1}^{t-1} \left(\epsilon_k^j - \bar{\epsilon}_{1:i-1}^j - \frac{i-t}{i-1} (\theta_1 - \theta_0) \right)^2 + \sum_{k=t}^{i-1} \left(\epsilon_k^j - \bar{\epsilon}_{1:i-1}^j + \frac{t-1}{i-1} (\theta_1 - \theta_0) \right)^2 + \text{constant}, & \text{if } i > t, \end{cases} \end{aligned} \quad (4.16)$$

over $(\theta, \theta') \in \mathcal{S}_{t-1} \times \mathcal{S}'_{\tau-t+1}$. Note that $\delta_{t'}^i := \theta_{1,t'}^i - \theta_{0,t'}^i$ have simple closed-form expressions since (4.16) is a quadratic function of $\theta_1 - \theta_0$. Then, we can take $(\theta_{0,t'}^i, \theta_{1,t'}^i)$ to be any pair $(\theta, \delta_{t'}^i + \theta) \in \mathcal{S}_{t-1} \times \mathcal{S}'_{\tau-t+1}$.

Remark 4.5. For weighted CUSUM or SR detectors, finding t_1^j, t_2^j is often straightforward. So, for some weight $W(\theta)$ such that $\int_{\theta \in \Theta_1} dW(\theta) = 1$, the weighted CUSUM or SR detectors (with the Reverse Information Projection (RIPr) Larsson et al. (2025); Grünwald et al. (2024); Lardy et al. (2024) being the representative

of the pre-change class) are defined as

$$\tau_{\text{wcs-ripr}} = \inf \left\{ \tau \in \mathbb{N} : \max_{1 \leq j \leq \tau} \int_{\theta \in \Theta_1} \prod_{i=j}^{\tau} \frac{f_{\theta}(X_i)}{f_{\theta}^*(X_i)} dW(\theta) \geq A \right\} \quad (4.17)$$

$$\text{and } \tau_{\text{wsr-ripr}} = \inf \left\{ \tau \in \mathbb{N} : \sum_{j=1}^{\tau} \int_{\theta \in \Theta_1} \prod_{i=j}^{\tau} \frac{f_{\theta}(X_i)}{f_{\theta}^*(X_i)} dW(\theta) \geq A \right\}, \quad (4.18)$$

where f_{θ}^* is the RIPr of f_{θ} on \mathcal{P}_0 . For example, consider $\mathcal{P}_0 = \{N(\theta, 1) : \theta \leq a\}$, $\mathcal{P}_1 = \{N(\theta, 1) : \theta \geq b\}$, for some $b \geq a$. Observe that for all $\theta \in \Theta_1$, $f_{\theta}^* = f_a$, and $\prod_{i=j}^{\tau} \frac{f_{\theta}(X_i)}{f_{\theta}^*(X_i)} = \exp\{\frac{1}{2}(\theta - a) \times \sum_{i=j}^{\tau} (2X_i - a - \theta)\}$ increases as X_i 's increases and hence, both $\tau_{\text{wcs-ripr}}$ and $\tau_{\text{wsr-ripr}}$ decreases as X_i 's increases. Therefore,

$$t_1^j = \inf_{(\theta, \theta') \in \mathcal{S}_{t-1} \times \mathcal{S}'_{\tau-t+1}} \tau_{\theta, \theta'}^j = \tau_{\sup \mathcal{S}_{t-1}, \sup \mathcal{S}'_{\tau-t+1}}^j \quad \text{and} \quad t_2^j = \sup_{(\theta, \theta') \in \mathcal{S}_{t-1} \times \mathcal{S}'_{\tau-t+1}} \tau_{\theta, \theta'}^j = \tau_{\inf \mathcal{S}_{t-1}, \inf \mathcal{S}'_{\tau-t+1}}^j.$$

Similarly, it is easy to check that for $\mathcal{P}_0 = \{N(\theta, 1) : \theta \geq a\}$, $\mathcal{P}_1 = \{N(\theta, 1) : \theta \leq b\}$, for some $b \leq a$,

$$t_1^j = \inf_{(\theta, \theta') \in \mathcal{S}_{t-1} \times \mathcal{S}'_{\tau-t+1}} \tau_{\theta, \theta'}^j = \tau_{\inf \mathcal{S}_{t-1}, \inf \mathcal{S}'_{\tau-t+1}}^j \quad \text{and} \quad t_2^j = \sup_{(\theta, \theta') \in \mathcal{S}_{t-1} \times \mathcal{S}'_{\tau-t+1}} \tau_{\theta, \theta'}^j = \tau_{\sup \mathcal{S}_{t-1}, \sup \mathcal{S}'_{\tau-t+1}}^j.$$

Remark 4.6. For both types of pre- and post-change classes discussed above, and for CUSUM and SR-type detectors defined in (4.17) and (4.18), as well as the PFA-controlling change detectors used in Section 5.2, assumption 4.1 holds with $\theta_0^* = a$. We provide the explanation for the CUSUM detector, and the argument for the SR detector is analogous. For example, consider $\mathcal{P}_0 = \{N(\theta, 1) : \theta \leq a\}$, $\mathcal{P}_1 = \{N(\theta, 1) : \theta \geq b\}$, for some $b \geq a$. Then,

$$\begin{aligned} \mathbb{P}_{\theta_0, \infty}[\tau_{\text{wcs-ripr}} \geq t] &= \mathbb{P}_{\theta_0, \infty} \left[\max_{1 \leq k \leq t} \max_{1 \leq j \leq k} \int_{\theta \in \Theta_1} \prod_{i=j}^k \frac{f_{\theta}(X_i)}{f_{\theta}^*(X_i)} dW(\theta) < A \right] \\ &= \mathbb{P}_{\theta_0, \infty} \left[\max_{1 \leq k \leq t} \max_{1 \leq j \leq k} \int_{\theta \in \Theta_1} \prod_{i=j}^k \frac{f_{\theta}(X_i)}{f_a(X_i)} dW(\theta) < A \right] \\ &= \mathbb{P}_{\theta_0, \infty} \left[\max_{1 \leq k \leq t} \max_{1 \leq j \leq k} \int_{\theta \in \Theta_1} \exp\left\{\frac{1}{2}(\theta - a) \times \sum_{i=j}^{\tau} (2Z_i + 2\theta_0 - a - \theta)\right\} dW(\theta) < A \right]. \end{aligned}$$

Then, $\exp\{\frac{1}{2}(\theta - a) \times \sum_{i=j}^{\tau} (2Z_i + 2\theta_0 - a - \theta)\} \leq \exp\{\frac{1}{2}(\theta - a) \times \sum_{i=j}^{\tau} (2Z_i + a - \theta)\}$, $\forall \theta \in \Theta_1, \forall \theta_0 \in \Theta_0$. Therefore, $\mathbb{P}_{\theta_0, \infty}[\tau_{\text{wcs-ripr}} \geq t] \geq \mathbb{P}_{a, \infty}[\tau_{\text{wcs-ripr}} \geq t]$, $\forall \theta_0 \in \Theta_0$.

The Gaussian example we provided serves as a concrete and illustrative case to clarify the methodology. It is worth noting that \mathcal{C}'' in (4.12) is computable for parametric families if the following conditions are met:

1. The coupling function G is available (which is always the case when distributions are continuous).
2. We can construct a confidence interval (and hence confidence sequence) for the parameter of interest.
3. The quantities t_j^1 and t_j^2 are computable (either exactly or numerically).
4. If we employ the likelihood-ratio-based test statistic (4.8), then we have to be able to maximize the function $L_i(\hat{\theta}_{1:i-1}, \hat{\theta}_{i:t}; Y_1^j(\theta, \theta'), \dots, Y_{t'}^j(\theta, \theta'))$ over (θ, θ') on a set (either exactly or numerically).
5. If the detection algorithm \mathcal{A} controls ARL (or is a black box), we need to satisfy Assumption 4.1. If \mathcal{A} controls PFA, we do not need this assumption.

For instance, one can check that these conditions hold for analogous Laplace and exponential scale distributions.

5 Experiments

We now experimentally validate our algorithms for constructing confidence sets in order to evaluate their performance across various settings and demonstrate their practical utility.

5.1 Experiments with detection algorithms that control ARL

5.1.1 Known pre- and post-change (Setting I)

We consider both Normal and Poisson mean-change scenarios having the true changepoint at $T = 100, 500$, using the CUSUM change detection method defined in (B.1) with thresholds at $A = 1000, 10000$ (which controls ARL at level A (Tartakovsky et al., 2014)). After detection, we employ Algorithm 2 to construct confidence sets for T . Figures 5.1 and 5.2 provide visualizations of the confidence sets and point estimates (2.7) of the changepoints across 5 runs.

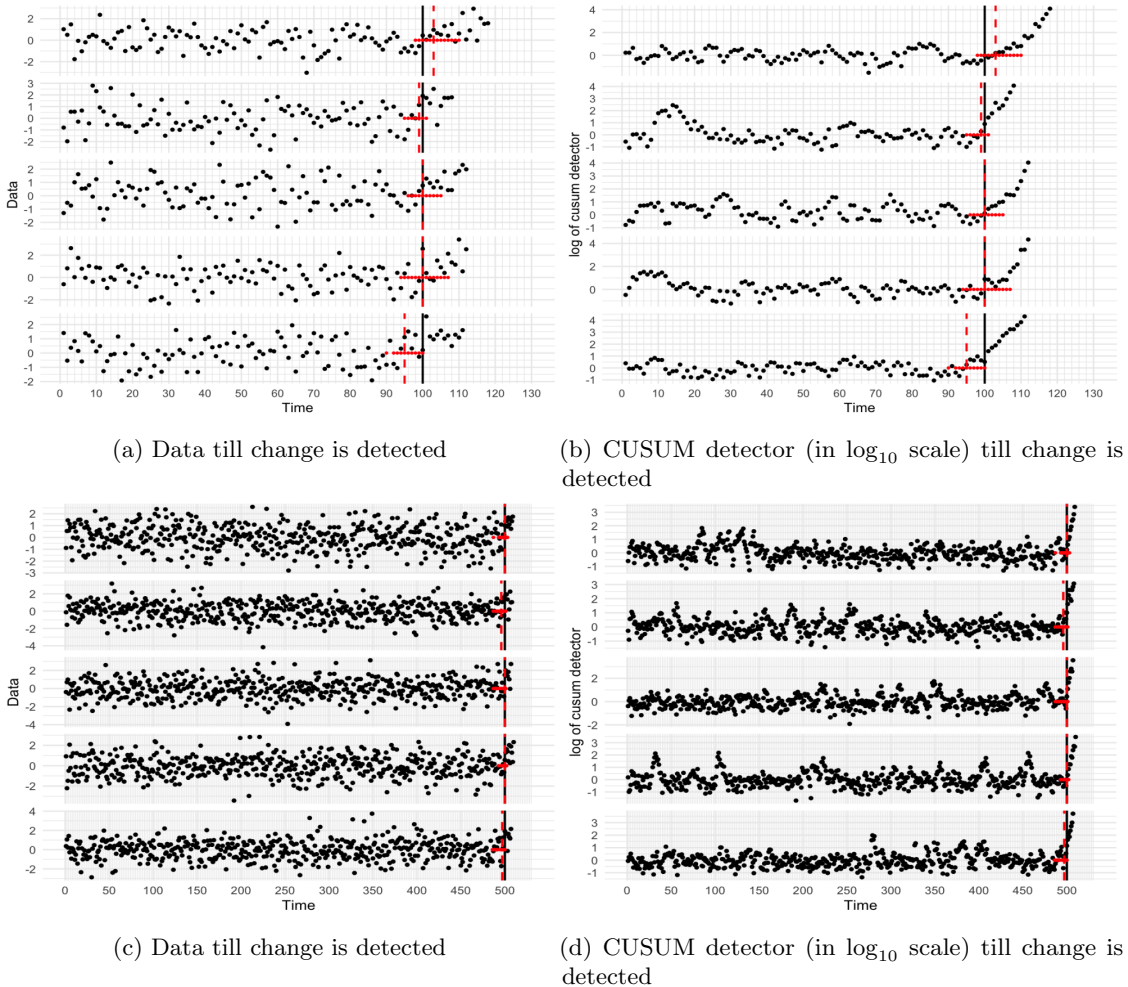


Figure 5.1: Setting I (known pre- and post-change Gaussian distributions): The first $T - 1$ observations are drawn from $N(0, 1)$ and the rest from $N(1, 1)$ for $T = 100$ (top row) and $T = 500$ (bottom row). Change is detected using the CUSUM detector (B.1) with $A = 10000$ (top row) or $A = 1000$ (bottom row). The point estimate (2.7) is shown in vertical red dashed line and the confidence set (using Algorithm 2) is shown in red points. $B = N = 100$, $\alpha = 0.05$, $L = \infty$. Results of 5 independent simulations are shown.

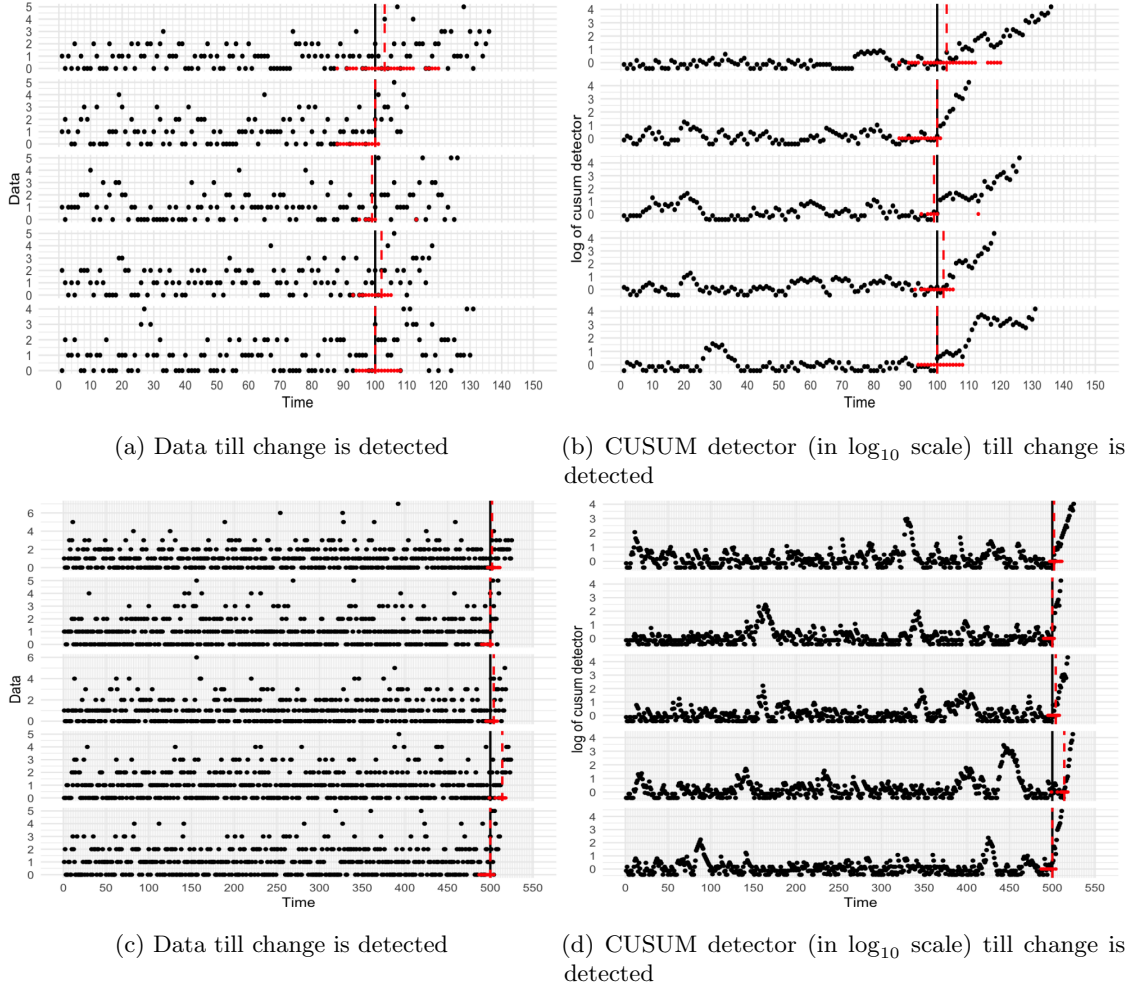


Figure 5.2: Setting I (known pre- and post-change Poisson distributions): The first $T - 1$ observations are drawn from $\text{Pois}(1)$ and the rest from $\text{Pois}(2)$, with $T = 100$ (top row) or $T = 500$ (bottom row). Change is detected using CUSUM detector (B.1) with $A = 10000$ (top row) or $A = 1000$ (bottom row). The point estimate (2.7) is shown in vertical red dashed line and the confidence set (using Algorithm 2) is shown in red points. $B = N = 100$, $\alpha = 0.05$, $L = \infty$. Results of 5 independent simulations are shown.

We report the average size and the conditional and unconditional coverage rates across 100 independent runs in Table 5.3.

Table 5.3: Setting I: Average (of 100 independent runs) size and coverage of the confidence sets using Algorithm 2 with $B = N = 100$, $\alpha = 0.05$, the average absolute deviation \hat{T} (2.7) and average detection delay (given a true detection) of the detection algorithm used (B.1) with threshold $A = 1000$, while varying T .

T	F_0	F_1	Conditional coverage	Unconditional coverage	Size	$\mathbb{E}_T(\hat{T} - T \tau \geq T)$	$\mathbb{E}_T(\tau - T \tau \geq T)$
100	$N(0, 1)$	$N(1, 1)$	0.96	0.94	12.34	2.85	13.97
100	$\text{Pois}(1)$	$\text{Pois}(2)$	0.96	0.95	17.45	3.98	15.72
500	$N(0, 1)$	$N(1, 1)$	0.95	0.86	12.57	2.62	13.22
500	$\text{Pois}(1)$	$\text{Pois}(2)$	0.96	0.83	18.72	3.96	16.14

For $A = 10000$, conditional and unconditional coverages are equal, as the probability of false detection before the true change is negligible. However, for $T = 500$ with $A = 1000$, the presence of a significant number of false detections before the true change results in lower unconditional coverage. Nevertheless, the empirical conditional coverage rates meet the desired level, supporting our theory. We also report the average absolute deviation of \hat{T} (defined in (2.7)) and delay (given no false detection) in the table.

5.1.2 Known pre-change and composite post-change (Setting II)

We perform experiments for Gaussian mean-change scenarios having pre-change distribution as $N(0, 1)$, and the true (unknown) post-change data distribution as $N(1, 1)$, with the changepoint at $T = 100, 500$. For detection, we employ a weighted CUSUM detector (3.16) with thresholds at $A = 1000, 10000$ (which controls ARL at A). For weighted CUSUM, we employ a discrete weight distribution taking values $\theta_1 = \theta, \theta_2 = \theta + d, \theta_3 = \theta + 2d, \dots, \theta_{10} = \theta + 9d, d = 0.2, \theta = 0.75$, when $\mathcal{P}_1 = \{N(\mu, 1) : \mu > 0.75\}$ and $\theta = 0.9$, when $\mathcal{P}_1 = \{N(\mu, 1) : \mu > 0.9\}$, with exponentially decaying weights $w_i = e^{-\frac{i-1}{2}} - e^{-\frac{i}{2}}$, for $i = 1, \dots, 9$, and $w_{10} = e^{-9/2}$, which appeared to us to be a sensible discretized exponential mixture over the alternative class. After detection, we construct confidence sets (as defined in (3.11)) for T . Fig. 5.4 provides visualizations of the confidence sets (3.11) and point estimates (3.5) of the changepoint across 5 random runs.

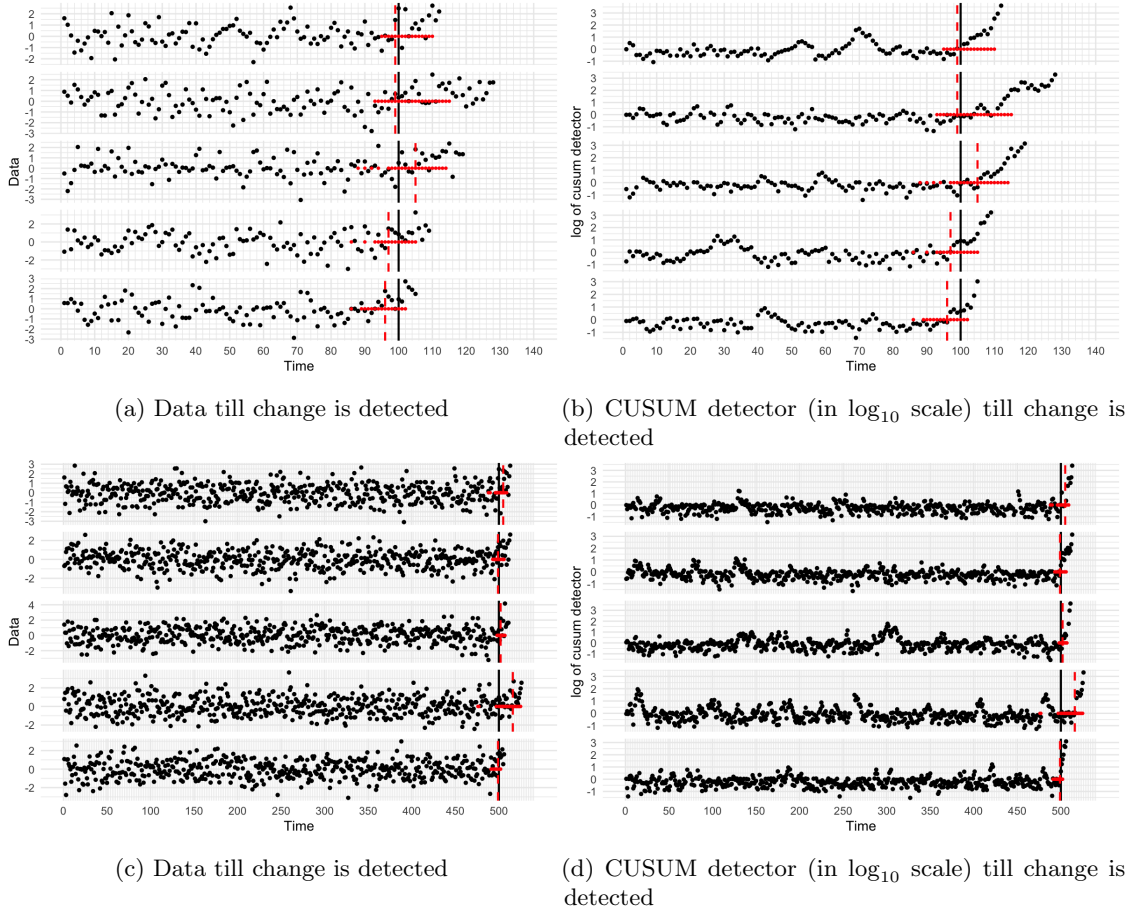


Figure 5.4: Setting II: The first $T - 1$ observations are drawn from $N(0, 1)$ and the rest from $N(1, 1)$ with $T = 100$ (top row) or $T = 500$ (bottom row). Change is detected using a weighted CUSUM detector (3.16) with $A = 10000$ (top row) or $A = 1000$ (bottom row). The point estimate (3.5) is shown in a vertical red dashed line and the confidence set (3.11) is shown in red points. $F_0 = N(0, 1)$, $\mathcal{P}_1 = \{N(\mu, 1) : \mu \geq 0.9\}$, $N = B = 100$, $\alpha = 0.05$, $\beta = 0.025$ and $L = \infty$. Results of 5 independent simulations are shown.

We report the average size and the conditional and unconditional coverage across 100 independent runs in (5.5). For $A = 10000$, conditional and unconditional coverages are equal, as the probability of false detection before the true change is negligible. However, for $T = 500$ with $A = 1000$, the presence of a significant number of false detections before the true change results in lower unconditional coverage. However, the empirical conditional coverage rates are always a bit higher than the theoretical bound $1 - \alpha - \beta$ (which is 0.925 in our experiments). It is worth noting that both the lengths and the conditional coverage rates are higher compared to the known pre- and post-change settings (Table 5.3). We also report the average absolute deviation of \hat{T} (defined in (2.7)) and delay (given no false detection) in the table. We observe that the confidence sets in this setting tend to be a bit more conservative compared to those with known pre- and post-change distributions (Setting 1), exhibiting both higher coverage and larger size.

Table 5.5: Setting II: Average (of 100 independent runs) size and (conditional and unconditional) coverage rates of confidence sets (3.11) with $B = N = 100$ and $\alpha = 0.05, \beta = 0.025, L = \infty$, the average absolute deviation \hat{T} (3.5) and average detection delay (given no false detection) of the change detection method used (3.16) with threshold $A = 1000$, having pre- and post-change data-generating distributions as $N(0, 1)$ and $N(0, 1)$ respectively, while we vary the changepoint T and composite post-change model.

T	Composite post-change	Conditional coverage	Unconditional coverage	Size	$\mathbb{E}_T(\hat{T} - T \tau \geq T)$	$\mathbb{E}_T(\tau - T \tau \geq T)$
100	$\{N(\mu, 1) : \mu > 0.75\}$	0.96	0.95	23.25	3.95	16.87
100	$\{N(\mu, 1) : \mu > 0.9\}$	0.97	0.97	20.11	3.67	16.21
500	$\{N(\mu, 1) : \mu > 0.75\}$	0.96	0.87	30.83	3.45	17.63
500	$\{N(\mu, 1) : \mu > 0.9\}$	0.97	0.86	28.56	3.48	15.81

5.1.3 Composite pre- and post-change (Setting III)

Now we conduct experiments for Gaussian mean-change scenarios with composite pre- and post-change models having the changepoint at $T = 100$ and 500 , the true (unknown) pre- and post-change data distributions as $N(0, 1)$ and $N(1, 1)$ respectively, with the changepoint at $T = 100$ and $T = 500$. For change detection, we employ a weighted CUSUM-type detector (defined in (4.17)), where the “closest” element from the pre-change (the Reverse Information Projection (RIPr) of the post-change element to the pre-change class) is used as a representative of the pre-change model, and for the post-change parameter, the same discrete weight distribution as in setting II is considered. We set the thresholds at $A = 1000, 10000$. This is a special case of “e-detector” and is known to control ARL at level A (Shin et al., 2023).

After detection, we construct confidence sets (as defined in (4.12)) for T (assuming $T \neq 1$). We report the average size, conditional and unconditional coverage rates, average absolute deviation of \hat{T} (defined in (2.7)), and delay (given no false detection) across 100 independent runs in Table 5.6.

Table 5.6: Setting III: Average (of 100 independent runs) conditional and unconditional coverage and size of confidence sets (4.12) with $N = B = 100$ and $\alpha = 0.05, \beta = \gamma = 0.025$, the average absolute deviation \hat{T} (4.6) and average detection delay (given no false detection) of the change detection method used (4.17) with threshold $A = 1000$, having pre- and post-change data-generating distributions as $N(0, 1)$ and $N(0, 1)$ respectively, while we vary the changepoint T and pre- and post-change model.

T	Composite pre-change	Composite post-change	Conditional coverage	Unconditional coverage	Size	$\mathbb{E}_T(\hat{T} - T \tau \geq T)$	$\mathbb{E}_T(\tau - T \tau \geq T)$
100	$\{N(\mu, 1) : \mu \leq 0.25\}$	$\{N(\mu, 1) : \mu > 0.75\}$	0.96	0.96	25.51	4.36	25.81
100	$\{N(\mu, 1) : \mu \leq 0.1\}$	$\{N(\mu, 1) : \mu > 0.9\}$	0.95	0.95	22.97	4.19	23.15
500	$\{N(\mu, 1) : \mu \leq 0.25\}$	$\{N(\mu, 1) : \mu > 0.75\}$	0.95	0.95	30.74	4.03	24.48
500	$\{N(\mu, 1) : \mu \leq 0.1\}$	$\{N(\mu, 1) : \mu > 0.9\}$	0.96	0.95	29.16	4.07	23.07

However, the empirical conditional coverage rates are always a bit higher than the theoretical bound $1 - \alpha - \beta - \gamma$ (which is 0.9 in our experiments). It is worth noting that both the lengths and the conditional coverage rates are higher compared to the known pre- and post-change settings (Table 5.3). We observe that the confidence sets in this setting tend to be a bit more conservative compared to those with known pre- and post-change distributions (Table 5.3), exhibiting both higher coverage and larger size.

Fig. 5.7 visualizes the confidence sets (4.12) and point estimates (4.6) of the changepoint across 5 random runs.

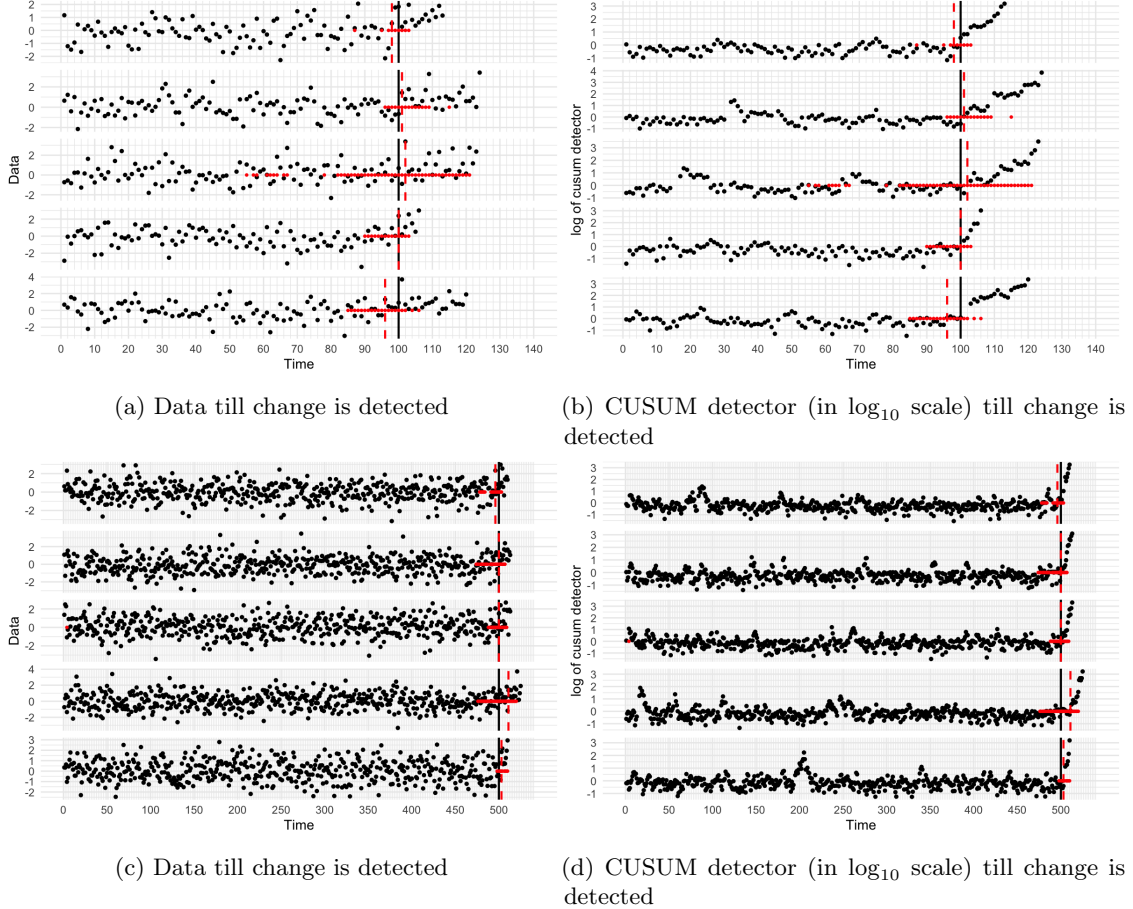


Figure 5.7: Setting III: The first $T - 1$ observations are drawn from $N(0, 1)$ and the remaining observations from $N(1, 1)$ with $T = 100$ (top row) or $T = 500$ (bottom row). Change is detected using the CUSUM detector defined in (4.17) with $A = 1000$. The point estimate (4.6) is shown in vertical red dashed line and the confidence set (3.11) is shown in red points. $\mathcal{P}_0 = \{N(\mu, 1) : \mu \leq 0.1\}$, $\mathcal{P}_1 = \{N(\mu, 1) : \mu > 0.9\}$, $N = B = 100$, $\alpha = 0.05$, $\beta = \gamma = 0.025$ and $L = \infty$. Results of 5 independent simulations are shown.

5.2 Experiments with detection algorithms that control PFA

5.2.1 Known pre- and post-change (Setting A)

We perform experiments for both Normal and Poisson mean-change scenarios having the true changepoint at $T = 100, 500$, using a likelihood ratio detector defined as

$$\tau = \inf \left\{ t \in \mathbb{N} : \prod_{i=1}^t \frac{f_1(X_i)}{f_0(X_i)} \geq A \right\}, \quad (5.1)$$

with thresholds at $A = 1000$. Note that $\prod_{i=1}^t \frac{f_1(X_i)}{f_0(X_i)}$ is a non-negative martingale under $T = \infty$ and hence, by Ville’s inequality (Ville, 1939), the PFA of this detector is at most $1/A$, i.e., 0.001 here. After detection, we employ Algorithm 1 to construct confidence sets for T . We report the average size and the conditional and unconditional coverage rates across 100 independent runs in Table 5.8. We also report the average absolute deviation of \hat{T} (defined in (2.7)) and delay (given no false detection) in the table.

Table 5.8: Setting A: Average (of 100 independent runs) size and coverage of the confidence sets using Algorithm 1 with $B = 100$, $\alpha = 0.05$, the average absolute deviation \hat{T} (2.7) and average detection delay (given a true detection) of the detection algorithm used (defined in (5.1)) with $A = 1000$, while varying the changepoint T .

T	F_0	F_1	Conditional coverage	Unconditional coverage	Size	$\mathbb{E}_T(\hat{T} - T \tau \geq T)$	$\mathbb{E}_T(\tau - T \tau \geq T)$
100	$N(0, 1)$	$N(1, 1)$	0.95	0.94	12.60	2.74	110.91
100	Pois(1)	Pois(2)	0.95	0.95	17.95	4.98	94.33
500	$N(0, 1)$	$N(1, 1)$	0.97	0.97	12.65	2.24	514.12
500	Pois(1)	Pois(2)	0.96	0.96	16.82	3.18	417.44

5.2.2 Known pre- and unknown post-change (Setting B)

We perform experiments for Gaussian mean-change scenarios having the true changepoint at $T = 100, 500$, using a mixture likelihood ratio detector defined as

$$\tau = \inf \left\{ t \in \mathbb{N} : \int_{\theta \in \Theta_1} \prod_{i=1}^t \frac{f_{\theta}(X_i)}{f_{\theta_0}(X_i)} dW(\theta) \geq A \right\} \quad (5.2)$$

with thresholds at $A = 1000$. The weights are chosen just as described in Section 5.1.2. Similarly, the PFA of this detector is at most $1/A$, i.e., 0.001 here. After detection, we construct confidence sets for T as defined in (3.12). We report the average size and the conditional and unconditional coverage rates across 100 independent runs in Table 5.9. We also report the average absolute deviation of \hat{T} (defined in (3.5)) and delay (given no false detection) in the table.

Table 5.9: Setting B: Average (of 100 independent runs) size and (conditional and unconditional) coverage rates of confidence sets (3.12) with $B = 100$ and $\alpha = 0.05, \beta = 0.025, L = \infty$, the average absolute deviation of \hat{T} (defined in (3.5)) and average detection delay (given no false detection) of the change detector used (as defined in (5.2)) with threshold $A = 1000$, having pre- and post-change data-generating distributions as $N(0, 1)$ and $N(0, 1)$ respectively, while we vary the changepoint T and composite post-change model.

T	Composite post-change	Conditional coverage	Unconditional coverage	Size	$\mathbb{E}_T(\hat{T} - T \tau \geq T)$	$\mathbb{E}_T(\tau - T \tau \geq T)$
100	$\{N(\mu, 1) : \mu > 0.75\}$	0.95	0.95	26.03	3.68	118.76
100	$\{N(\mu, 1) : \mu > 0.9\}$	0.94	0.94	24.84	3.36	115.64
500	$\{N(\mu, 1) : \mu > 0.75\}$	0.96	0.96	30.95	3.18	530.83
500	$\{N(\mu, 1) : \mu > 0.9\}$	0.96	0.96	30.09	3.23	528.92

5.2.3 Composite pre- and post-change (Setting C)

We perform experiments for Gaussian mean-change scenarios having the true changepoint at $T = 100, 500$, using a mixture likelihood ratio detector (with the Reverse Information Projection (RIPr) Larsson et al.

(2025); Grünwald et al. (2024); Lardy et al. (2024) being the representative of the pre-change class) defined as

$$\tau = \inf \left\{ t \in \mathbb{N} : \int_{\theta \in \Theta_1} \prod_{i=1}^t \frac{f_{\theta}(X_i)}{f_{\theta}^*(X_i)} dW(\theta) \geq A \right\}, \quad (5.3)$$

with f_{θ}^* being the RIPr of f_{θ} on the pre-change class \mathcal{P}_0 and with thresholds at $A = 1000$. This is a stop time of an "e-process" (Ramdas et al., 2023) and hence, the PFA of this detector is at most $1/A$, i.e., 0.001 here. The weights are chosen just as described in Section 5.1.3. After detection, we construct confidence sets for T as defined in (4.13) (assuming $T \neq 1$). We report the average size and the conditional and unconditional coverage rates across 100 independent runs in Table 5.10. We also report the average absolute deviation of \hat{T} (defined in (4.6)) and delay (given no false detection) in the table.

Table 5.10: Setting C: Average (of 100 independent runs) conditional and unconditional coverage and size of confidence sets (4.12) with $B = 100$ and $\alpha = 0.05, \beta = \gamma = 0.025, L = \infty$, the average absolute deviation of \hat{T} (defined in (4.6)) and average detection delay (given no false detection) of the change detector used (as defined in (5.3)) with threshold $A = 1000$, having pre- and post-change data-generating distributions as $N(0, 1)$ and $N(0, 1)$ respectively, while we vary the changepoint T and pre- and post-change models.

T	Composite pre-change	Composite post-change	Conditional coverage	Unconditional coverage	Size	$\mathbb{E}_T(\hat{T} - T \tau \geq T)$	$\mathbb{E}_T(\tau - T \tau \geq T)$
100	$\{N(\mu, 1) : \mu \leq 0.25\}$	$\{N(\mu, 1) : \mu > 0.75\}$	0.95	0.95	26.72	3.97	125.64
100	$\{N(\mu, 1) : \mu \leq 0.1\}$	$\{N(\mu, 1) : \mu > 0.9\}$	0.95	0.95	25.48	3.88	121.28
500	$\{N(\mu, 1) : \mu \leq 0.25\}$	$\{N(\mu, 1) : \mu > 0.75\}$	0.97	0.97	32.18	3.82	544.91
500	$\{N(\mu, 1) : \mu \leq 0.1\}$	$\{N(\mu, 1) : \mu > 0.9\}$	0.96	0.96	31.45	3.75	536.76

5.3 Comparison of results with ARL and PFA controlling detection algorithms

As expected, algorithms that control PFA exhibit a significantly higher average detection delay compared to those controlling ARL. This delay arises because stricter false alarm constraints force the detection algorithm to accumulate stronger evidence before signaling a change.

In terms of inference, we observe that PFA-controlling algorithms often tend to yield slightly lower conditional coverage probabilities with confidence sets of comparable sizes. Also, conditional and unconditional coverage rates are identical when PFA-controlling detection algorithms are employed, due to the very low probability of false detections, while the ARL controlling algorithms lead to lower unconditional conditional coverage rates for $T = 500$, supporting our theory. Moreover, we observe that the average absolute deviations of the point estimates are barely smaller with the PFA controlling algorithms.

Overall, the major differences between these two types lie in detection delay and unconditional coverage properties. We do not observe significant differences in the size and conditional coverage properties of the confidence sets nor in the absolute deviation of the point estimates, across these two types of detection algorithms.

6 Conclusion

We developed a framework to construct a confidence set for the unknown changepoint T , providing conditional coverage guarantees (conditioned on the event that the stopping occurs after the changepoint) when the pre- and post-change distributions are known. We also extended our framework to handle composite pre- and post-change distributions and provide conditional coverage guarantees, demonstrating its good empirical performance. We impose no specific conditions on the change detection algorithms; they can function as entirely black-box or heuristic methods; we only need to be able to run the algorithm on simulated data sequences. By filling this significant gap in post-detection analysis, our work provides crucial tools for precise

and timely changepoint localization in real-time data streams. Our framework offers important implications for applications where rapid and accurate inference is critical, paving the way for more effective changepoint localization in sequential settings. While our method is designed for parametric pre- and post-change models in the partitioned setting, future work can explore its extensions to the non-partitioned setting and nonparametric models.

References

- Carlstein, E. (1988). Nonparametric change-point estimation. *The Annals of Statistics*, 16(1):188–197.
- Darkhovskh, B. S. (1976). A nonparametric method for the a posteriori detection of the “disorder” time of a sequence of independent random variables. *Theory of Probability & Its Applications*, 21(1):178–183.
- Darling, D. A. and Robbins, H. (1967). Confidence sequences for mean, variance, and median. *Proceedings of the National Academy of Sciences*, 58(1):66–68.
- Dumbgen, L. (1991). The asymptotic behavior of some nonparametric change-point estimators. *The Annals of Statistics*, pages 1471–1495.
- Grünwald, P., de Heide, R., and Koolen, W. M. (2024). Safe testing. *Journal of the Royal Statistical Society Series B: Statistical Methodology*.
- Harchaoui, Z., Moulines, E., and Bach, F. (2008). Kernel change-point analysis. *Advances in Neural Information Processing Systems*, 21.
- Hinkley, D. V. (1970). Inference about the change-point in a sequence of random variables. *Biometrika*, 57(1):1–17.
- Howard, S. R., Ramdas, A., McAuliffe, J., and Sekhon, J. (2021). Time-uniform, nonparametric, nonasymptotic confidence sequences. *The Annals of Statistics*, 49(2):1055–1080.
- Jang, J. and Walther, G. (2024). Fast and optimal changepoint detection and localization using Bonferroni triplets. *arXiv preprint arXiv:2410.14866*.
- Jennison, C. and Turnbull, B. W. (1989). Interim analyses: The repeated confidence interval approach. *Journal of the Royal Statistical Society: Series B (Methodological)*, 51(3):305–361.
- Lardy, T., Grünwald, P., and Harremoës, P. (2024). Reverse information projections and optimal e-statistics. *IEEE Transactions on Information Theory*, 70(11):7616–7631.
- Larsson, M., Ramdas, A., and Ruf, J. (2025). The numeraire e-variable and reverse information projection. *Annals of Statistics (to appear)*, *arXiv:2402.18810*.
- Li, S., Xie, Y., Dai, H., and Song, L. (2015). M-statistic for kernel change-point detection. *Advances in Neural Information Processing Systems*, 28.
- Lorden, G. (1971). Procedures for reacting to a change in distribution. *The Annals of Mathematical Statistics*, pages 1897–1908.
- Page, E. S. (1954). Continuous inspection schemes. *Biometrika*, 41(1/2):100–115.
- Ramdas, A., Grünwald, P., Vovk, V., and Shafer, G. (2023). Game-theoretic statistics and safe anytime-valid inference. *Statistical Science*.
- Roberts, S. (1966). A comparison of some control chart procedures. *Technometrics*, 8(3):411–430.

- Shewhart, W. A. (1925). The application of statistics as an aid in maintaining quality of a manufactured product. *Journal of the American Statistical Association*, 20(152):546–548.
- Shin, J., Ramdas, A., and Rinaldo, A. (2023). E-detectors: A nonparametric framework for sequential change detection. *The New England Journal of Statistics in Data Science*, 2(2):229–260.
- Shiryaev, A. N. (1963). On optimum methods in quickest detection problems. *Theory of Probability & Its Applications*, 8(1):22–46.
- Siegmund, D. and Venkatraman, E. (1995). Using the generalized likelihood ratio statistic for sequential detection of a change-point. *The Annals of Statistics*, pages 255–271.
- Tartakovsky, A., Nikiforov, I., and Basseville, M. (2014). *Sequential Analysis: Hypothesis Testing and Change-point Detection*. ISSN. CRC Press.
- Ville, J. (1939). Etude critique de la notion de collectif. *Bull. Amer. Math. Soc*, 45(11):824.
- Worsley, K. J. (1986). Confidence regions and tests for a change-point in a sequence of exponential family random variables. *Biometrika*, 73(1):91–104.
- Yao, Y.-C. (1987). Approximating the distribution of the maximum likelihood estimate of the change-point in a sequence of independent random variables. *The Annals of Statistics*, 15(3):1321 – 1328.

A Omitted proofs

Here, we provide the formal mathematical details that were omitted in the main paper.

A.1 Omitted proofs from Section 2

Proof of Theorem 2.2. First, observe that $M_t, M_{t,\infty}^1, \dots, M_{t,\infty}^B$ are i.i.d. under $H_{0,t}$.

Hence, $M_t \leq \text{Quantile}(1 - \alpha; M_t, M_{t,\infty}^1, \dots, M_{t,\infty}^B) \iff M_t$ is one among the $\lceil (1 - \alpha)(B + 1) \rceil$ smallest of $M_t, M_{t,\infty}^1, \dots, M_{t,\infty}^B$. So, for any fixed $\alpha \in (0, 1)$,

$$\mathbb{P}_t(M_t \leq \text{Quantile}(1 - \alpha; M_t, M_{t,\infty}^1, \dots, M_{t,\infty}^B)) \geq \frac{\lceil (1 - \alpha)(B + 1) \rceil}{B + 1} \geq 1 - \alpha, \text{ for all } t. \quad (\text{A.1})$$

For $L \in \mathbb{N} \cup \{\infty\}, t \in \mathbb{N}$, define $C_{t,L} = \text{Quantile}(1 - \alpha; M_t, M_{t,L}^1, \dots, M_{t,L}^B)$. Note that

$$\mathbb{P}_T(T \in \{t \geq 1 : M_t \leq C_{t,L}\}, \tau < T) \leq \mathbb{P}_T[\tau < T] = \mathbb{P}_\infty(\tau < T),$$

the last equality holds because the event $[\tau < T]$ does not depend X_i for $i \geq T$.

Also, observe that for any $L \in \mathbb{N} \cup \{\infty\}$, it follows from the definitions that $M_{t,L}^j \geq M_{t,\infty}^j$ and hence, $C_{t,L} \geq C_{t,\infty}$, for all $t \in \mathbb{N}$.

$$\begin{aligned} 1 - \alpha &\leq \mathbb{P}_T(M_T \leq C_{T,\infty}) \\ &\leq \mathbb{P}_T(M_T \leq C_{t,L}) \\ &= \mathbb{P}_T(T \in \{t \geq 1 : M_t \leq C_{t,L}\}) \\ &= \mathbb{P}_T(T \in \{t \geq 1 : M_t \leq C_{t,L}\}, \tau \geq T) + \mathbb{P}_T(T \in \{t \geq 1 : M_t \leq C_{t,L}\}, \tau < T) \\ &\leq \mathbb{P}_T(T \in \mathcal{C}) + \mathbb{P}_\infty(\tau < T). \end{aligned}$$

Therefore, $\mathbb{P}_T(T \in \mathcal{C}) \geq 1 - \alpha - \mathbb{P}_\infty(\tau < T)$.

Now, if \mathcal{A} controls PFA at level δ , i.e., $\mathbb{P}_\infty(\tau < \infty) \leq \delta$, we have

$$\mathbb{P}_T(T \in \mathcal{C}) \geq 1 - \alpha - \mathbb{P}_\infty(\tau < T) \geq 1 - \alpha - \mathbb{P}_\infty(\tau < \infty) \geq 1 - \alpha - \delta.$$

□

Proof of Proposition 2.4. For the sake of contradiction, assume that $\mathbb{P}_T(T \in \mathcal{C}^*) \geq 1 - \alpha$ for some $\mathcal{C}^* \subseteq \{1, \dots, \tau\}$. Now we observe that

$$\mathbb{P}_\infty(\tau \geq T) = \mathbb{P}_T(\tau \geq T) \geq \mathbb{P}_T(T \in \mathcal{C}^*) \geq 1 - \alpha.$$

Therefore, $\mathbb{P}_\infty(\tau = \infty) = 1 - \mathbb{P}_\infty(\cup_{n=1}^\infty [\tau < n]) = 1 - \lim_{n \rightarrow \infty} \mathbb{P}_\infty(\tau < n) = \lim_{n \rightarrow \infty} \mathbb{P}_\infty(\tau \geq n) \geq 1 - \alpha$. □

Proof of Proposition 2.5. Note that $\mathcal{C}^* = \{1 \leq t \leq \tau : M_t \leq C_{t,L}\} \cup \{\tau + 1, \tau + 2, \dots\} = \{t \geq 1 : M_t \leq C_{t,L}\}$, since we defined $M_t = -\infty \leq C_{t,L}$, for all $t > \tau$.

Therefore, we have

$$\mathbb{P}_T(T \in \mathcal{C}^*) = \mathbb{P}_T(T \in \{t \geq 1 : M_t \leq C_{t,L}\}) = \mathbb{P}_T(M_T \leq C_{T,L}) \geq \mathbb{P}_T(M_T \leq C_{T,\infty}) \geq 1 - \alpha, \quad (\text{A.2})$$

where the last inequality follows from (A.1). □

Proof of Corollary 2.6. From Theorem 2.2, we get $\mathbb{P}_T(T \in \mathcal{C}) \geq \mathbb{P}_\infty(\tau \geq T) - \alpha$.

Also, $\mathbb{P}_T(\tau \geq T) = \mathbb{P}_\infty(\tau \geq T)$ because of the fact the event $[\tau \geq T]$ does not depend X_i for $i \geq T$. Therefore,

$$\mathbb{P}_T(T \in \mathcal{C} \mid \tau \geq T) = \frac{\mathbb{P}_T(T \in \mathcal{C})}{\mathbb{P}_T(\tau \geq T)} \geq 1 - \frac{\alpha}{\mathbb{P}_\infty(\tau \geq T)}.$$

Therefore, if \mathcal{A} controls PFA at level δ , we have

$$\mathbb{P}_T(T \in \mathcal{C} \mid \tau \geq T) \geq 1 - \frac{\alpha}{\mathbb{P}_\infty(\tau \geq T)} \geq 1 - \frac{\alpha}{\mathbb{P}_\infty(\tau = \infty)} \geq 1 - \frac{\alpha}{1 - \gamma}.$$

□

A.2 Omitted proofs from Section 3

Proof of Theorem 3.1. First, observe that $M_t, \{M_{t,\infty}^j(\theta_1)\}_{j=1}^B$ are i.i.d. under $\mathbb{P}_{\theta_0,t,\theta_1}$. So, $M_t \leq \text{Quantile}(1 - \alpha; M_t, \{M_{t,\infty}^j(\theta_1)\}_{j=1}^B) \iff M_t$ is one among the $\lceil (1 - \alpha)(B + 1) \rceil$ smallest of $M_t, \{M_{t,\infty}^j(\theta_1)\}_{j=1}^B$. Hence, for any fixed $c \in (0, 1)$,

$$\mathbb{P}_{\theta_0,t,\theta_1}(M_t \leq \text{Quantile}(1 - c; M_t, \{M_{t,\infty}^j(\theta_1)\}_{j=1}^B)) \geq \frac{\lceil (1 - c)(B + 1) \rceil}{B + 1} \geq 1 - c, \text{ for all } t. \quad (\text{A.3})$$

Define, $C_{t,L}^\alpha = \sup_{\theta \in \mathcal{S}'_{\tau-t+1}} \text{Quantile}(1 - \alpha; M_t, \{M_{t,L}^j(\theta)\}_{j=1}^B)$. Note that $\theta_1 \in \mathcal{S}'_{\tau-t+1}$ imply that $C_{t,L}^\alpha \geq C_{t,\infty}^\alpha \geq \text{Quantile}(1 - \alpha; M_t, \{M_{t,\infty}^j(\theta_1)\}_{j=1}^B)$, for all $t \in \mathbb{N}, \alpha \in (0, 1)$. Also, for all t , with $r_t = \sum_{i=1}^N \mathbb{I}(\tau_i \geq t)/N$, since r_t is independent to $\{X_n\}_n$, we have

$$\mathbb{P}_{\theta_0,t,\theta_1}(\theta_1 \in \mathcal{S}'_{\tau-t+1}) = \mathbb{E}(\mathbb{P}_{\theta_0,t,\theta_1}(\theta_1 \in \text{CS}(X_t, \dots, X_\tau; 1 - \beta r_t) \mid r_t)) \geq \mathbb{E}(1 - \beta r_t) = 1 - \beta \mathbb{P}_{\theta_0,\infty}(\tau \geq t).$$

Then, we have

$$\begin{aligned}
& \mathbb{P}_{\theta_0, t, \theta_1}(M_t > C_{t,L}^{\alpha r_t}) \\
& \leq \mathbb{P}_{\theta_0, t, \theta_1}(M_t > C_{t,L}^{\alpha r_t}, \theta_1 \in \mathcal{S}'_{\tau-t+1}) + \mathbb{P}_{\theta_0, t, \theta_1}(\theta_1 \notin \mathcal{S}'_{\tau-t+1}) \\
& \leq \mathbb{P}_{\theta_0, t, \theta_1}(M_t > \text{Quantile}(1 - \hat{\alpha}_t; M_t, \{M_{t,\infty}^j(\theta_1)\}_{j=1}^B)) + \beta \times \mathbb{P}_{\theta_0, \infty}(\tau \geq t) \\
& \leq \mathbb{E} \left(\mathbb{P}_{\theta_0, t, \theta_1} \left(M_t > \text{Quantile}(1 - \hat{\alpha}_t; M_t, \{M_{t,\infty}^j(\theta_1)\}_{j=1}^B) \mid \hat{\alpha}_t \right) \right) + \beta \times \mathbb{P}_{\theta_0, \infty}(\tau \geq t) \\
& \leq \mathbb{E}(\hat{\alpha}_t) + \beta \times \mathbb{P}_{\theta_0, \infty}(\tau \geq t) \\
& = \alpha \times \mathbb{P}_{\theta_0, \infty}(\tau \geq t) + \beta \times \mathbb{P}_{\theta_0, \infty}(\tau \geq t) \leq (\alpha + \beta) \times \mathbb{P}_{\theta_0, \infty}(\tau \geq t).
\end{aligned}$$

Similarly, we have for fixed $\alpha \in (0, 1)$, with $\mathcal{S}'_{\tau-t+1}$ having coverage $1 - \beta$

$$P_{\theta_0, t, \theta_1}(M_t > C_{t,L}^\alpha) \leq \alpha + \beta. \quad (\text{A.4})$$

We also have that

$$\mathbb{P}_{\theta_0, T, \theta_1}(T \in \{t \geq 1 : M_t \leq C_{t,L}^\alpha\}, \tau < T) \leq \mathbb{P}_{\theta_0, T, \theta_1}(\tau < T) = \mathbb{P}_{\theta_0, \infty}(\tau < T),$$

the last equality holds because the event $[\tau < T]$ does not depend X_i for $i \geq T$. Now,

$$\begin{aligned}
& \mathbb{P}_{\theta_0, T, \theta_1}(M_T \leq C_{T,L}^{\alpha r_T}) \\
& = \mathbb{P}_{\theta_0, T, \theta_1}(T \in \{t \geq 1 : M_t \leq C_{t,L}^{\alpha r_t}\}) \\
& = \mathbb{P}_{\theta_0, T, \theta_1}(T \in \{t \geq 1 : M_t \leq C_{t,L}^{\alpha r_t}\} \mid \tau \geq T) \mathbb{P}_{\theta_0, T, \theta_1}(\tau \geq T) + \mathbb{P}_{\theta_0, T, \theta_1}(T \in \{t \geq 1 : M_t \leq C_{t,L}^{\alpha r_t}\}, \tau < T) \\
& \leq \mathbb{P}_{\theta_0, T, \theta_1}(T \in \mathcal{C}_1 \mid \tau \geq T) \mathbb{P}_{\theta_0, \infty}(\tau \geq T) + 1 - \mathbb{P}_{\theta_0, \infty}(\tau \geq T).
\end{aligned}$$

Similarly, we have

$$P_{\theta_0, T, \theta_1}(M_T \leq C_{T,L}^\alpha) \leq \mathbb{P}_{\theta_0, T, \theta_1}(T \in \mathcal{C}_2 \mid \tau \geq T) \mathbb{P}_{\theta_0, \infty}(\tau \geq T) + 1 - \mathbb{P}_{\theta_0, \infty}(\tau \geq T). \quad (\text{A.5})$$

Since $\mathbb{P}_{\theta_0, T, \theta_1}(M_T \leq C_{T,L}^{\alpha r_T}) \geq 1 - (\alpha + \beta) \times \mathbb{P}_{\theta_0, \infty}(\tau \geq T)$, we obtain $\mathbb{P}_{\theta_0, T, \theta_1}(T \in \mathcal{C}_1 \mid \tau \geq T) \geq 1 - \alpha - \beta$ from the above inequality.

If \mathcal{A} controls PFA at level $\delta \in (0, 1)$, $\mathbb{P}_{\theta_0, T, \theta_1}(M_T \leq C_{T,L}^\alpha) \geq 1 - \alpha - \beta$, we obtain

$$\mathbb{P}_{\theta_0, T, \theta_1}(T \in \mathcal{C}_2 \mid \tau \geq T) \geq 1 - \frac{\alpha + \beta}{\mathbb{P}_{\theta_0, \infty}(\tau \geq T)} \geq 1 - \frac{\alpha + \beta}{\mathbb{P}_{\theta_0, \infty}(\tau = \infty)} \geq 1 - \frac{\alpha + \beta}{1 - \delta}.$$

Similarly,

$$\mathbb{P}_{\theta_0, T, \theta_1}(T \in \mathcal{C}_2) \geq \mathbb{P}_{\theta_0, \infty}(\tau \geq T) - (\alpha + \beta) \geq 1 - \alpha - \beta - \delta.$$

□

A.3 Omitted proofs from Section 4

Proof of Theorem 4.2. First, observe that $M_t, \{M_{t,\infty}^j(\theta_0, \theta_1)\}_{j=1}^B$ are i.i.d. under $\mathbb{P}_{\theta_0, t, \theta_1}$.

So, $M_t \leq \text{Quantile}(1 - \alpha; M_t, \{M_{t,\infty}^j(\theta_0, \theta_1)\}_{j=1}^B) \iff M_t$ is one among the $[(1 - \alpha)(B + 1)]$ smallest of $M_t, \{M_{t,\infty}^j(\theta_0, \theta_1)\}_{j=1}^B$. Hence, for any fixed $c \in (0, 1)$,

$$\mathbb{P}_{\theta_0, t, \theta_1}(M_t \leq \text{Quantile}(1 - c; M_t, \{M_{t,\infty}^j(\theta_0, \theta_1)\}_{j=1}^B)) \geq \frac{[(1 - c)(B + 1)]}{B + 1} \geq 1 - c, \text{ for all } t. \quad (\text{A.6})$$

Define, $\hat{\alpha}_t := \frac{\alpha}{N} \sum_{i=1}^N \mathbb{I}(\tau_i \geq t)$ and $C_{t,L}^\alpha = \text{Quantile}(1 - \alpha; M_t, \{\max_{\theta \in \mathcal{S}_{t-1}, \theta' \in \mathcal{S}'_{\tau-t+1}} M_{t,L}^j(\theta, \theta')\}_{j=1}^B)$. Note

that $\theta_0 \in \mathcal{S}_{t-1}$ and $\theta_1 \in \mathcal{S}'_{\tau-t+1}$ imply that $C_{t,L}^\alpha \geq C_{t,\infty}^\alpha \geq \text{Quantile}(1 - \alpha; M_t, \{M_{t,\infty}^j(\theta_0, \theta_1)\}_{j=1}^B)$, for any $\alpha \in (0, 1)$. By Assumption 4.1, we have that $\mathbb{P}_{\theta_0, \infty}(\tau \geq t) \geq \mathbb{P}_{\theta_0^*, \infty}(\tau \geq t)$.

Also, for all t , with $r_t = \sum_{i=1}^N \mathbb{I}(\tau_i \geq t)/N$, since r_t is independent to $\{X_n\}_n$, we have

$$\mathbb{P}_{\theta_0, t, \theta_1}(\theta_1 \in \mathcal{S}'_{\tau-t+1}) = \mathbb{E}(\mathbb{P}_{\theta_0, t, \theta_1}(\theta_1 \in \text{CS}(X_t, \dots, X_\tau; 1 - \beta r_t) \mid r_t)) \geq \mathbb{E}(1 - \beta r_t) = 1 - \beta \mathbb{P}_{\theta_0^*, \infty}(\tau \geq t).$$

And similarly,

$$\mathbb{P}_{\theta_0, t, \theta_1}(\theta_0 \in \mathcal{S}_{t-1}) = \mathbb{E}(\mathbb{P}_{\theta_0, t, \theta_1}(\theta_0 \in \text{CI}(X_1, \dots, X_{t-1}; 1 - \gamma r_t) \mid r_t)) \geq \mathbb{E}(1 - \gamma r_t) = 1 - \gamma \mathbb{P}_{\theta_0^*, \infty}(\tau \geq t).$$

Then, we have

$$\begin{aligned} & \mathbb{P}_{\theta_0, t, \theta_1}(M_t > C_{t,L}^{\hat{\alpha}_t}) \\ & \leq \mathbb{P}_{\theta_0, t, \theta_1}(M_t > C_{t,L}^{\hat{\alpha}_t}, \theta_0 \in \mathcal{S}_{t-1}, \theta_1 \in \mathcal{S}'_{\tau-t+1}) + \mathbb{P}_{\theta_0, t, \theta_1}(\theta_0 \notin \mathcal{S}_{t-1}) + \mathbb{P}_{\theta_0, t, \theta_1}(\theta_1 \notin \mathcal{S}'_{\tau-t+1}) \\ & \leq \mathbb{P}_{\theta_0, t, \theta_1}(M_t > \text{Quantile}(1 - \hat{\alpha}_t; M_t, \{M_{t,\infty}^j(\theta_0, \theta_1)\}_{j=1}^B)) + (\beta + \gamma) \times \mathbb{P}_{\theta_0^*, \infty}(\tau \geq t) \\ & \leq \mathbb{E}\left(\mathbb{P}_{\theta_0, t, \theta_1}\left(M_t > \text{Quantile}(1 - \hat{\alpha}_t; M_t, \{M_{t,\infty}^j(\theta_0, \theta_1)\}_{j=1}^B) \mid \hat{\alpha}_t\right)\right) + (\beta + \gamma) \times \mathbb{P}_{\theta_0, \infty}(\tau \geq t) \\ & \leq \mathbb{E}(\hat{\alpha}_t) + (\beta + \gamma) \times \mathbb{P}_{\theta_0, \infty}(\tau \geq t) \\ & = \alpha \times \mathbb{P}_{\theta_0^*, \infty}(\tau \geq t) + (\beta + \gamma) \times \mathbb{P}_{\theta_0, \infty}(\tau \geq t) \\ & \leq (\alpha + \beta + \gamma) \times \mathbb{P}_{\theta_0, \infty}(\tau \geq t). \end{aligned}$$

Similarly, we have for fixed $\alpha \in (0, 1)$, with \mathcal{S}_{t-1} and $\mathcal{S}'_{\tau-t+1}$ having coverages $1 - \beta$ and $1 - \gamma$ respectively,

$$P_{\theta_0, t, \theta_1}(M_t > C_{t,L}^\alpha) \leq \alpha + \beta + \gamma. \quad (\text{A.7})$$

We also have that

$$\mathbb{P}_{\theta_0, T, \theta_1}(T \in \{t \geq 1 : M_t \leq C_{t,L}^{\hat{\alpha}_t}\}, \tau < T) \leq \mathbb{P}_{\theta_0, T, \theta_1}(\tau < T) = \mathbb{P}_{\theta_0, \infty}(\tau < T),$$

the last equality holds because the event $[\tau < T]$ does not depend X_i for $i \geq T$. Now,

$$\begin{aligned} & \mathbb{P}_{\theta_0, T, \theta_1}(M_T \leq C_{T,L}^{\hat{\alpha}_T}) \\ & = \mathbb{P}_{\theta_0, T, \theta_1}(T \in \{t \geq 1 : M_t \leq C_{t,L}^{\hat{\alpha}_t}\}) \\ & = \mathbb{P}_{\theta_0, T, \theta_1}(T \in \{t \geq 1 : M_t \leq C_{t,L}^{\hat{\alpha}_t}\} \mid \tau \geq T) \mathbb{P}_{\theta_0, T, \theta_1}(\tau \geq T) + \mathbb{P}_{\theta_0, T, \theta_1}(T \in \{t \geq 1 : M_t \leq C_{t,L}^{\hat{\alpha}_t}\}, \tau < T) \\ & \leq \mathbb{P}_{\theta_0, T, \theta_1}(T \in \mathcal{C}_1 \mid \tau \geq T) \mathbb{P}_{\theta_0, \infty}(\tau \geq T) + 1 - \mathbb{P}_{\theta_0, \infty}(\tau \geq T). \end{aligned}$$

Since $\mathbb{P}_{\theta_0, T, \theta_1}(M_T \leq C_{T,L}) \geq 1 - (\alpha + \beta + \gamma) \times \mathbb{P}_{\theta_0, \infty}(\tau \geq T)$, we obtain $\mathbb{P}_{\theta_0, T, \theta_1}(T \in \mathcal{C}_1 \mid \tau \geq T) \geq 1 - \alpha - \beta - \gamma$ from the above inequality. Similarly, we have

$$P_{\theta_0, T, \theta_1}(M_T \leq C_{T,L}^\alpha) \leq \mathbb{P}_{\theta_0, T, \theta_1}(T \in \mathcal{C}_2 \mid \tau \geq T) \mathbb{P}_{\theta_0, \infty}(\tau \geq T) + 1 - \mathbb{P}_{\theta_0, \infty}(\tau \geq T). \quad (\text{A.8})$$

If \mathcal{A} controls PFA at level $\delta \in (0, 1)$, $\mathbb{P}_{\theta_0, T, \theta_1}(M_T \leq C_{T,L}^\alpha) \geq 1 - \alpha - \beta$, we obtain

$$\mathbb{P}_{\theta_0, T, \theta_1}(T \in \mathcal{C}_2 \mid \tau \geq T) \geq 1 - \frac{\alpha + \beta + \gamma}{\mathbb{P}_{\theta_0, \infty}(\tau \geq T)} \geq 1 - \frac{\alpha + \beta + \gamma}{\mathbb{P}_{\theta_0, \infty}(\tau = \infty)} \geq 1 - \frac{\alpha + \beta + \gamma}{1 - \delta}.$$

Similarly,

$$\mathbb{P}_{\theta_0, T, \theta_1}(T \in \mathcal{C}_2) \geq \mathbb{P}_{\theta_0, \infty}(\tau \geq T) - (\alpha + \beta + \gamma) \geq 1 - \alpha - \beta - \gamma - \delta.$$

□

B Simulations for point estimates

In this section, we study the empirical performances of our point estimates of the changepoint defined in Equations (2.7), (3.5) and (4.6), which are the sequential analogs of the maximum likelihood estimators in the offline setting. Our empirical findings indicate that these estimators perform well in practice, even though we do not have theoretical guarantees on their properties.

B.1 Known pre- and post-change distributions

In this experiment, $F_0 = N(0, 1)$, $F_1 = N(1, 1)$ and $T = 100$. For detecting the change, we use the usual cumulative sum (CUSUM) and Shiryaev-Roberts (SR) procedures Tartakovsky et al. (2014) as defined below:

$$\tau_{\text{cusum}} = \inf \left\{ \tau \in \mathbb{N} : \max_{1 \leq j \leq \tau} \prod_{i=j}^{\tau} \frac{f_1(X_i)}{f_0(X_i)} \geq A \right\} \quad \text{and} \quad (\text{B.1})$$

$$\tau_{\text{sr}} = \inf \left\{ \tau \in \mathbb{N} : \sum_{j=1}^{\tau} \prod_{i=j}^{\tau} \frac{f_1(X_i)}{f_0(X_i)} \geq A \right\}, \quad (\text{B.2})$$

where A is some fixed threshold. For our experiments, we set the value of A at 10000. Once the change is detected, we obtain \hat{T} , as defined in (2.7), based on observations up to the detection time. Fig. B.1 shows histograms of the values taken by \hat{T} over 10000 independent experiments.

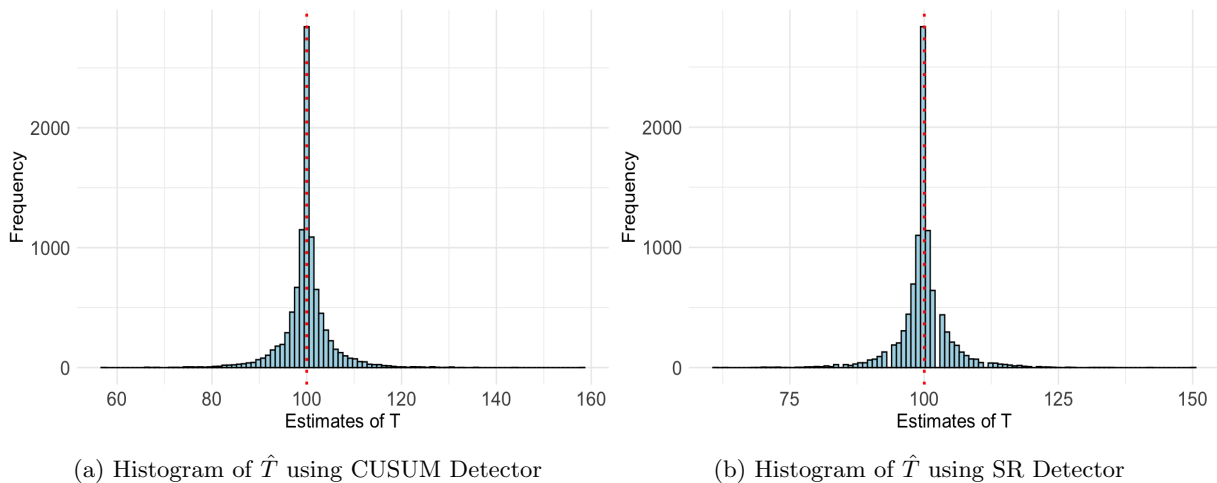


Figure B.1: Histogram of \hat{T} , defined in (2.7), for known pre- and post-change over 10000 independent experiments with $F_0 = N(0, 1)$, $F_1 = N(1, 1)$ and $T = 100$.

B.2 Known pre-change and composite post-change distributions

In this experiment, $F_0 = N(0, 1)$, $\mathcal{P}_1 = \{N(\theta, 1) : \theta > 0\}$ and $T = 100$. True post-change distribution is $F_1 = N(1, 1)$ (unknown).

Here, we use the weighted CUSUM/SR detectors defined in (3.16) and (3.17). We considered a discrete weight distribution taking values $\theta_1 = \theta, \theta_2 = \theta + d, \theta_3 = \theta + 2d, \dots, \theta_{10} = \theta + 9d$ for $\theta = d = 0.2$ with exponentially decaying weights $w_i = e^{-\frac{i-1}{2}} - e^{-\frac{i}{2}}$, for $i = 1, \dots, 9$, and $w_{10} = e^{-9/2}$, which appeared to us to be a sensible discretized exponential mixture over the alternative class. Fig. B.2 shows histograms of the values taken by \hat{T} defined in (3.5) over 10000 independent experiments.

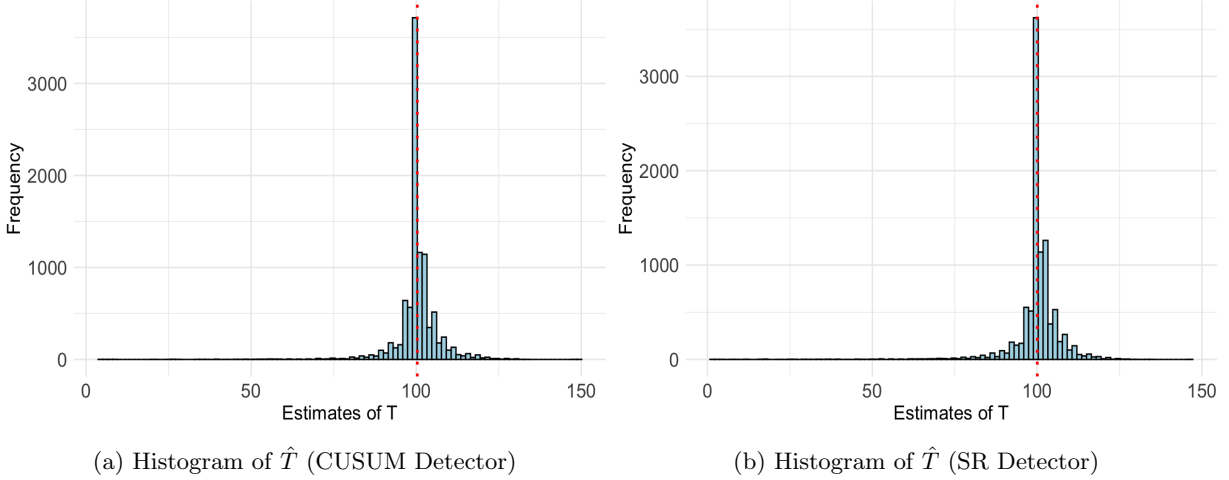


Figure B.2: Histogram of \hat{T} , defined in (3.5), for known pre-change and unknown post-change over 10000 independent experiments with $F_0 = N(0, 1)$, $\mathcal{P}_1 = \{N(\theta, 1) : \theta \neq 0\}$ and $T = 100$. True post-change distribution is $F_1 = N(1, 1)$ (unknown).

B.3 Composite pre- and post-change distributions

In this experiment, $\mathcal{P}_0 = \{N(\theta, 1) : \theta \leq 0.5\}$, $\mathcal{P}_1 = \{N(\theta, 1) : \theta > 0.5\}$ and $T = 100$. True (unknown) pre- and post-change distributions are $F_0 = N(0, 1)$ and $F_1 = N(1, 1)$ respectively. We use the weighted CUSM/SR-type change detectors defined in (4.17) and (4.18).

In this experiment, we considered a discrete weight distribution taking values $\theta_1 = \theta, \theta_2 = \theta + d, \theta_3 = \theta + 2d, \dots, \theta_{10} = \theta + 9d$ for $\theta = 0.6, d = 0.2$ with exponentially decaying weights $w_i = e^{-\frac{i-1}{2}} - e^{-\frac{i}{2}}$, for $i = 1, \dots, 9$, and $w_{10} = e^{-9/2}$. Fig. B.3 shows histograms of the values taken by \hat{T} defined in (4.6) over 10000 independent experiments. It is crucial to note that the RPr-based estimator has a higher bias but lower variance.

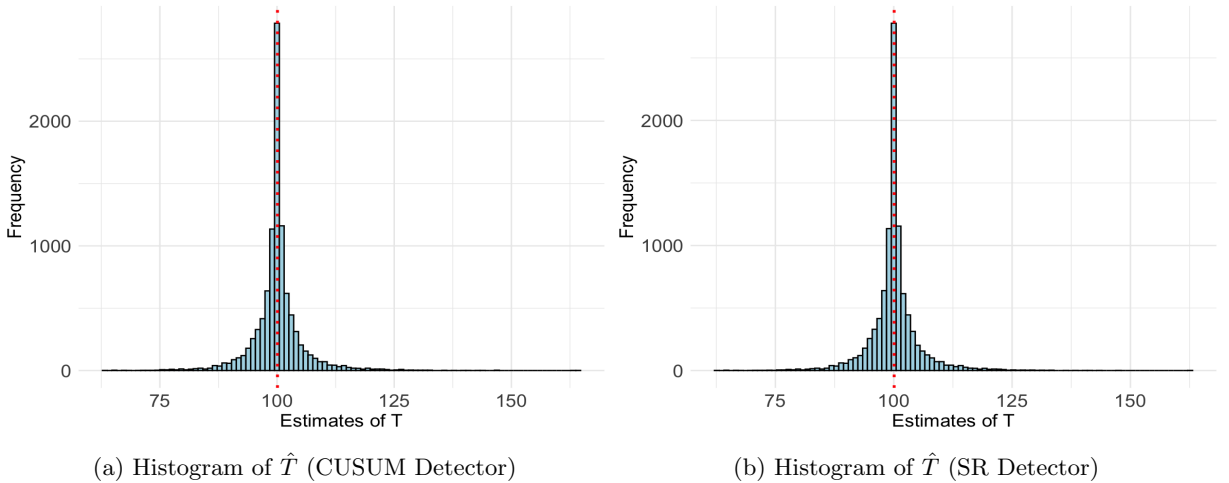


Figure B.3: Histogram of \hat{T} , defined in (4.6), for unknown pre- and post-change over 10000 independent experiments with $\mathcal{P}_0 = \{N(\theta, 1) : \theta \leq 0.5\}$, $\mathcal{P}_1 = \{N(\theta, 1) : \theta > 0.5\}$ and $T = 100$. True (unknown) pre- and post-change distributions are $F_0 = N(0, 1)$ and $F_1 = N(1, 1)$ respectively.

C A heuristic method for composite pre- or post-change

This section provides an alternative method for constructing confidence intervals for composite pre/post-change distributions. While this approach lacks theoretical guarantees, it performs slightly better in our experiments than our previous approach. Specifically, we propose a heuristic bootstrap-based approach that estimates the unknown distributions from the observed data and subsequently generates simulations from the estimated distributions.

C.1 Known pre-change and unknown post-change distributions

Here we assume that the pre-change distribution F_0 is known and the composite post-change model is \mathcal{P}_1 . Building on the approach from previous sections, we define the null hypothesis that a changepoint occurs at time $t \in \{1, \dots, \tau\}$ as:

$$\mathcal{H}_{0,t} : X_1, \dots, X_{t-1} \stackrel{i.i.d.}{\sim} F_0 \text{ and } X_t, X_{t+1}, \dots \stackrel{i.i.d.}{\sim} F_1, \text{ for some (unknown) } F_1 \in \mathcal{P}_1.$$

For testing the null hypothesis, we define some test statistic M_t , based on X_1, \dots, X_τ (eg., the likelihood-ratio-based test statistic as defined in (2.8)). Since the pre-change F_0 is known, we can generate N many i.i.d. sequences under F_0 until a change is detected, recording the detection times as τ_1, \dots, τ_N , for some $N \in \mathbb{N}$. Now, the challenge in conducting a level $\alpha \times \mathbb{P}_\infty(\tau \geq t)$ test for each t lies in the composite nature of $\mathcal{H}_{0,t}$, which prevents us from straightforwardly simulating data to determine a rejection threshold as we did in Algorithm 1. To address this, we employ a simple bootstrap-based approach. The main idea is to first obtain some point estimate of the changepoint (for example, a likelihood ratio based estimate, as defined in (3.5)). We denote the estimate as \hat{T} . Then we use the observations from \hat{T} to τ to estimate the post-change distribution F_1 , denoted \hat{F}_1 . Then, for some $B \in \mathbb{N}$, we generate B independent bootstrap data streams with known pre-change distribution F_0 and estimated post-change distribution \hat{F}_1 having changepoint at t .

For each sampled stream j , we compute the same test statistic M_t^j under the null hypothesis, resulting in statistics $M_t^1, M_t^2, \dots, M_t^B$. We reject $\mathcal{H}_{0,t}$ if

$$M_t > \text{Quantile}(1 - \alpha \times \sum_{i=1}^N \mathbb{I}(\tau_i \geq t)/N; M_t, M_t^1, \dots, M_t^B).$$

Our confidence set is the collection of all t before τ , for which we fail to reject $\mathcal{H}_{0,t}$. Algorithm 5 contains an overview of the method.

C.2 Composite pre- and post-change distributions

We now consider the general case where both pre and post-change distributions follow some composite models \mathcal{P}_0 and \mathcal{P}_1 respectively. Following the approach from the previous sections, we define the null hypothesis that a changepoint occurs at time $t \in \{1, \dots, \tau\}$ as:

$$\mathcal{H}_{0,t} : X_1, \dots, X_{t-1} \stackrel{i.i.d.}{\sim} F_0, \text{ for some } F_0 \in \mathcal{P}_0 \text{ and } X_t, X_{t+1}, \dots \stackrel{i.i.d.}{\sim} F_1, \text{ for some } F_1 \in \mathcal{P}_1.$$

For testing the null hypothesis, we define some test statistic M_t , based on X_1, \dots, X_τ (eg., the likelihood-ratio-based test statistic as defined in (4.8)).

As in Algorithm 5, we employ a simple bootstrap-based approach, but here we need to estimate both pre- and post-change distributions. We first obtain some point estimate \hat{T} of the changepoint T (eg., the likelihood-ratio-based estimate as defined in (4.6)). Then we use the observations from 1 to $\hat{T} - 1$ to estimate the pre-change distribution F_0 , denoted \hat{F}_0 and from \hat{T} to τ to estimate the post-change distribution F_1 , denoted \hat{F}_1 . For some $N \in \mathbb{N}$, we generate N many i.i.d. sequences under \hat{F}_0 until a change is detected and

Algorithm 5: CI for known pre-change F_0 and composite post-change \mathcal{P}_1

Input : α, N, B , change detection algorithm \mathcal{A} and data sequence X_1, X_2, \dots until change is detected at τ using \mathcal{A}

output: A confidence set \mathcal{C} for changepoint T

- 1 Compute a point estimator \hat{T} for T , (eg., as defined in (3.5))
- 2 Obtain an estimate \hat{F}_1 of the (unknown) post-change $F_1 \in \mathcal{P}_1$ based on $X_{\hat{T}}, \dots, X_\tau$
- 3 **for** $i = 1, \dots, N$ **do**
- 4 Simulate $X_1^i, X_2^i \dots \stackrel{iid}{\sim} F_0$, until change is detected at τ_i using \mathcal{A} , or until τ , whichever happens first.
- 5 **end**
- 6 $\mathcal{C} = \emptyset$
- 7 **for** $t = 1, \dots, \tau$ **do**
- 8 Compute some test statistics M_t (eg., as defined in (3.7)) based on τ and X_1, \dots, X_τ
- 9 **for** $j = 1, \dots, B$ **do**
- 10 Simulate $X_1^j, \dots, X_{t-1}^j \stackrel{iid}{\sim} F_0; X_t^j, X_{t+1}^j \dots \stackrel{iid}{\sim} \hat{F}_1$, until a change is detected at τ_j' using \mathcal{A}
- 11 Compute the same test statistics M_t^j based on τ_j' and $X_1^j, \dots, X_{\tau_j'}^j$
- 12 **end**
- 13 **if** $M_t \leq \text{Quantile}(1 - \alpha \times \sum_{i=1}^N \mathbb{I}(\tau_i \geq t)/N; M_t, M_t^1, \dots, M_t^B)$ **then**
- 14 $\mathcal{C} = \mathcal{C} \cup \{t\}$
- 15 **end**
- 16 **end**

denote the detection times as τ_1, \dots, τ_N . Then, for some $B \in \mathbb{N}$, we generate B independent bootstrap data streams with the estimated pre- and post-change distributions \hat{F}_0 and \hat{F}_1 respectively, having changepoint at t . For each sampled stream j , we calculate the test statistic M_t^j to obtain $M_t^1, M_t^2, \dots, M_t^B$. We reject $\mathcal{H}_{0,t}$ if we have

$$M_t > \text{Quantile}(1 - \alpha \times \sum_{i=1}^N \mathbb{I}(\tau_i \geq t)/N; M_t, M_t^1, \dots, M_t^B).$$

Our confidence set is the collection of all t before τ , for which we fail to reject $\mathcal{H}_{0,t}$. Algorithm 6 contains an overview of the method.

C.3 Experimental Results

C.3.1 Known pre-change and composite post-change (Setting II)

We conduct experiments for both Normal and Poisson mean-change scenarios with a composite post-change model having the changepoint at $T = 100$. For detection, we employ a weighted CUSUM detector (3.16) with a threshold at $A = 1000$ and a discrete weight distribution taking values $\theta_1 = \theta, \theta_2 = \theta + d, \theta_3 = \theta + 2d, \dots, \theta_{10} = \theta + 9d$ (for normal distribution, we use $\theta = d = 0.2$ and for Poisson distribution $\theta = 1.2, d = 0.2$) with exponentially decaying weights $w_i = e^{-\frac{i-1}{2}} - e^{-\frac{i}{2}}$, for $i = 1, \dots, 9$, and $w_{10} = e^{-9/2}$, which appeared to us to be a sensible discretized exponential mixture over the alternative class. After detection, we employ Algorithm 5 to construct confidence sets. Table C.1 summarizes the results, including the average size and the conditional and unconditional coverage across 100 independent runs. For $T = 100$, conditional and unconditional coverages are equal, as the probability of false detection before the true change is negligible. However, for $T = 500$ with $A = 1000$, the presence of a significant number of false detections before the true change results in lower unconditional coverage. Nevertheless, the conditional coverage is maintained at the desired level, even though we do not have a theoretical guarantee in this case.

Algorithm 6: CI for unknown pre- and post-change

Input : α, N, B , change detection algorithm \mathcal{A} and data sequence X_1, X_2, \dots until change is detected at τ using \mathcal{A}

output : A confidence set \mathcal{C} for changepoint T

- 1 Compute some point estimator \hat{T} for T (eg., as defined in (4.6))
- 2 Obtain an estimate \hat{F}_0 of the (unknown) pre-change $F_0 \in \mathcal{P}_0$ based on $X_1, \dots, X_{\hat{T}-1}$
- 3 Obtain an estimate \hat{F}_1 of the (unknown) post-change $F_1 \in \mathcal{P}_1$ based on $X_{\hat{T}}, \dots, X_{\tau}$
- 4 **for** $i = 1, \dots, N$ **do**
- 5 Simulate $X_1^i, X_2^i \dots \stackrel{iid}{\sim} \hat{F}_0$, until change is detected at τ_i using \mathcal{A} , or until τ , whichever happens first.
- 6 **end**
- 7 $\mathcal{C} = \emptyset$
- 8 **for** $t = 1, \dots, \tau$ **do**
- 9 Compute some test statistics M_t (eg., as defined in (4.8)) based on X_1, \dots, X_{τ}
- 10 **for** $j = 1, \dots, B$ **do**
- 11 Simulate $X_1^j, \dots, X_{t-1}^j \stackrel{iid}{\sim} \hat{F}_0; X_t^j, X_{t+1}^j \dots \stackrel{iid}{\sim} \hat{F}_1$, until a change is detected at τ_j using \mathcal{A}
- 12 Compute the same test statistics M_t^j based on $X_1^j, \dots, X_{\tau_j}^j$
- 13 **end**
- 14 **if** $M_t \leq \text{Quantile}(1 - \alpha; M_t, M_t^1, \dots, M_t^B)$ **then**
- 15 $\mathcal{C} = \mathcal{C} \cup \{t\}$
- 16 **end**
- 17 **end**

Table C.1: Setting II: Average (of 100 independent runs) conditional and unconditional coverage and size of confidence sets using Algorithm 5 with $B = 100, N = 100$ and $\alpha = 0.05$, using weighted CUSUM change detection method (3.16) with threshold $A = 1000$.

T	Pre-change	Composite post-change	True (unknown) post-change	Conditional coverage	Unconditional coverage	Size
100	$N(0, 1)$	$\{N(\mu, 1) : \mu > 0\}$	$N(1, 1)$	0.94	0.94	14.76
100	Pois(1)	$\{\text{Pois}(\lambda) : \lambda > 1\}$	Pois(2)	0.95	0.95	20.95
500	$N(0, 1)$	$\{N(\mu, 1) : \mu > 0\}$	$N(1, 1)$	0.95	0.86	14.06
500	Pois(1)	$\{\text{Pois}(\lambda) : \lambda > 1\}$	Pois(2)	0.95	0.85	20.83

C.3.2 Composite pre- and post-change (Setting III)

Now we conduct experiments for both Normal and Poisson mean-change scenarios with composite pre- and post-change models having the changepoint at $T = 100$ and 500 . We use a weighted CUSUM detector with RIPr defined in (4.17) for change detection. The thresholds are set at $A = 1000$ for both $T = 100$ and $T = 500$. We considered the same discrete weight distribution as above, taking values $\theta_1 = \theta, \theta_2 = \theta + d, \theta_3 = \theta + 2d, \dots, \theta_{10} = \theta + 9d$ (for normal distribution, we use $\theta = 0.8, d = 0.2$ and for Poisson distribution $\theta = 1.8, d = 0.2$) with exponentially decaying weights $w_i = e^{-\frac{i-1}{2}} - e^{-\frac{i}{2}}$, for $i = 1, \dots, 9$, and $w_{10} = e^{-9/2}$, which appeared to us to be a sensible discretized exponential mixture over the alternative class. After detection, we employ Algorithm 6 to construct confidence sets. We report the average size and the conditional and unconditional coverage across 100 independent runs in Table C.2. The conditional coverage is maintained at the desired level, even though we do not have a theoretical guarantee in this setting.

Table C.2: Setting III: Average (of 100 independent runs) conditional and unconditional coverage and size of confidence sets using Algorithm 6 with $N = B = 100$ and $\alpha = 0.05$, using weighted CUSUM type change detection method (4.17) with threshold $A = 1000$.

T	Composite post-change	Composite post-change	True pre-change	True post-change	Conditional coverage	Unconditional coverage	Size
100	$\{N(\mu, 1) : \mu \leq 0.25\}$	$\{N(\mu, 1) : \mu > 0.75\}$	$N(0, 1)$	$N(1, 1)$	0.95	0.95	19.52
100	$\{\text{Pois}(\lambda) : \lambda \leq 1.25\}$	$\{\text{Pois}(\lambda) : \lambda > 1.75\}$	$\text{Pois}(1)$	$\text{Pois}(2)$	0.94	0.94	23.32
500	$\{N(\mu, 1) : \mu \leq 0.25\}$	$\{N(\mu, 1) : \mu > 0.75\}$	$N(0, 1)$	$N(1, 1)$	0.95	0.95	18.56
500	$\{\text{Pois}(\lambda) : \lambda \leq 1.25\}$	$\{\text{Pois}(\lambda) : \lambda > 1.75\}$	$\text{Pois}(1)$	$\text{Pois}(2)$	0.95	0.95	23.04

D Another heuristic method for composite pre- or post-change

In this section, we provide another heuristic method for dealing with composite pre- or post-change distributions. We use our algorithm for known pre- and post-change (Algorithm 2) with F_0 and F_1 being the “closest” pair of distributions in the composite pre and post-change models. For instance, when the pre-change model is given by $\{F_\theta : \theta \leq a\}$ and the post-change model is $\{F_\theta : \theta \geq b\}$, we set $F_0 = F_a$ and $F_1 = F_b$ in Algorithm 2. The intuition behind this choice is that the least separated pair of distributions might form a “worst-case” scenario. Nonetheless, we do not have any theoretical guarantee for coverage for this method.

For the known pre-change and composite post-change setting, we use the same detection algorithm as described in Appendix C.3.1 and we report the average size and the conditional and unconditional coverage across 100 independent runs in Table D.1. Similarly, for the composite pre- and post-change setting, we use the same detection algorithm as described in Appendix C.3.2 and we report the average size and the conditional and unconditional coverage across 100 independent runs in Table D.1. From Table D.1, we observe that the confidence sets are more conservative when the data-generating distributions are away from those boundaries of the respective composite models.

Table D.1: Setting II: Average (of 100 independent runs) conditional and unconditional coverage and size of confidence sets using Algorithm 2 with $B = N = 100$ and $\alpha = 0.05$, using weighted CUSUM change detection method (3.16) with threshold $A = 1000$.

T	Pre-change	Composite post-change	True (unknown) post-change	Conditional coverage	Unconditional coverage	Size
100	$N(0, 1)$	$\{N(\mu, 1) : \mu > 0.75\}$	$N(1, 1)$	0.95	0.95	23.16
100	$\text{Pois}(1)$	$\{\text{Pois}(\lambda) : \lambda > 1.75\}$	$\text{Pois}(2)$	0.94	0.94	25.83
500	$N(0, 1)$	$\{N(\mu, 1) : \mu > 0.75\}$	$N(1, 1)$	0.95	0.88	23.82
500	$\text{Pois}(1)$	$\{\text{Pois}(\lambda) : \lambda > 1.75\}$	$\text{Pois}(2)$	0.95	0.86	27.17

Table D.2: Setting III: Average (of 100 independent runs) conditional and unconditional coverage and size of confidence sets using Algorithm 2 with $N = B = 100$ and $\alpha = 0.05$, using weighted CUSUM type change detection method (4.17) with threshold $A = 1000$.

T	Composite post-change	Composite post-change	True pre-change	True post-change	Conditional coverage	Unconditional coverage	Size
100	$\{N(\mu, 1) : \mu \leq 0.25\}$	$\{N(\mu, 1) : \mu > 0.75\}$	$N(0, 1)$	$N(1, 1)$	0.95	0.95	26.03
100	$\{\text{Pois}(\lambda) : \lambda \leq 1.25\}$	$\{\text{Pois}(\lambda) : \lambda > 1.75\}$	$\text{Pois}(1)$	$\text{Pois}(2)$	0.96	0.96	29.64
500	$\{N(\mu, 1) : \mu \leq 0.25\}$	$\{N(\mu, 1) : \mu > 0.75\}$	$N(0, 1)$	$N(1, 1)$	0.95	0.95	26.52
500	$\{\text{Pois}(\lambda) : \lambda \leq 1.25\}$	$\{\text{Pois}(\lambda) : \lambda > 1.75\}$	$\text{Pois}(1)$	$\text{Pois}(2)$	0.95	0.95	30.49

While we do not have any theoretical guarantees for this method, it is computationally more efficient than the previous approaches with theoretical guarantees, as demonstrated in Table E.1.

E Summary of comparisons of heuristic and non-heuristic methods

We first compare the execution times of the three types of algorithms and present the results in Table E.1. Algorithm 3 and Algorithm 4 are collectively referred to as Proposed Method, which comes with theoretical guarantees but requires more computational time compared to the heuristic approaches. The first heuristic approach, described in Algorithm 5 and Algorithm 6, is referred to as Heuristic 1. Finally, the heuristic introduced in this section (which is Algorithm 2, with F_0 and F_1 being the “closest” pair of distributions in the composite pre- and post-change models) is labeled as Heuristic 2.

Table E.1: Average (of 10 independent runs) execution times (in seconds) taken by different methods, with $N = B = 100$, $\alpha = 0.05$, and for the proposed method, $\beta = \gamma = 0.025$.

T	A	Pre-change model	Post-change model	Proposed Method	Heuristic 1	Heuristic 2
100	1000	$N(0, 1)$	$\{N(\mu, 1) : \mu > 0.9\}$	41.25	10.43	9.72
100	10000	$N(0, 1)$	$\{N(\mu, 1) : \mu > 0.9\}$	43.14	11.38	10.97
100	1000	$\{N(\mu, 1) : \mu \leq 0.1\}$	$\{N(\mu, 1) : \mu > 0.9\}$	66.13	11.49	11.76
100	10000	$\{N(\mu, 1) : \mu \leq 0.1\}$	$\{N(\mu, 1) : \mu > 0.9\}$	69.47	11.86	11.52
500	1000	$N(0, 1)$	$\{N(\mu, 1) : \mu > 0.9\}$	364.18	143.98	148.08
500	10000	$N(0, 1)$	$\{N(\mu, 1) : \mu > 0.9\}$	380.46	155.89	144.75
500	1000	$\{N(\mu, 1) : \mu \leq 0.1\}$	$\{N(\mu, 1) : \mu > 0.9\}$	535.82	171.13	167.46
500	10000	$\{N(\mu, 1) : \mu \leq 0.1\}$	$\{N(\mu, 1) : \mu > 0.9\}$	561.74	177.28	169.41

From Table E.1, we observe that the computational times are lower for the heuristic algorithms. Moreover, comparing the corresponding tables, we observe that the theoretically valid method (Proposed Method) gives higher coverage, also higher size of the confidence set, as compared to both heuristic methods. This suggests that while the heuristic approaches offer practical benefits in terms of speed, they may lead to less conservative inference, despite not having theoretical guarantees. This points at a natural direction for future work: to establish guarantees for our heuristic algorithms, or demonstrate settings where they empirically do not have coverage.