

Pcodec: Better Compression for Numerical Sequences

Martin Loncaric
m.w.loncaric@gmail.com

Niels Jeppesen
niejep@dtu.dk

Ben Zinberg
bzinberg@alum.mit.edu

Abstract

We present Pcodec (Pco), a format and algorithm for losslessly compressing numerical sequences. Pco’s core and most novel component is a binning algorithm that quickly converges to the true entropy of smoothly, independently, and identically distributed (SIID) data. To automatically handle more general data, Pco has two opinionated preprocessing steps. The first step, Pco’s mode, decomposes the data into more smoothly distributed latent variables. The second step, delta encoding, makes the latents more independently and identically distributed. We prove that, given k bins, binning uses only $\mathcal{O}(1/k)$ bits more than the SIID data’s entropy. Additionally, we demonstrate that Pco achieves 29-94% higher compression ratio than other approaches on six real-world datasets while using less compression time.

1 Introduction

Enormous volumes of numerical data are stored in columnar, tensor, and time series formats, with even individual datasets measured in petabytes and exabytes [1, 2, 3]. Compression improvements offer tremendous value in freed data storage. And since these datasets are often consumed by query engines and machine learning workloads from disk or network devices, better compression can improve performance as well [4].

Much prior research on lossless numerical compression has focused on compression and decompression speed rather than compression ratio [5, 6, 7, 8]. These approaches are particularly suitable for data transfers between CPU cores, since per-core memory bandwidth is high. However, when reading from disk or network devices, per-core bandwidth is often under 0.1 GiB/s. In this regime, CPU can cease to be a bottleneck, leaving compression ratio as the only performance consideration. Additionally, when compressing for storage, costs are directly proportional to file size, making compression ratio paramount.

Relatively little research has been done to address this need for high compression ratios on numerical sequences. All such approaches we know of use general-purpose LZ77 [9] or LZ78 [10] (hereafter referred to as *LZ*) codecs as a final step. Popular columnar formats such as Parquet [11] support a single preprocessing step prior to *LZ* compression. Examples of Parquet’s preprocessing steps include **Dictionary**, which encodes each value as an index into a deduplicated list of unique values, and **Delta**, which takes differences between nearby numbers and packs them into variable-length integers. Similar to Parquet **Delta**, the Turbo PFor library offers its own bit packing algorithms [12]. Blosc2, a tensor format, supports preprocessing filters such as **Shuffle**¹, which transposes the data such that all numbers’ first bytes come first, followed by their second bytes, etc [13].

These preprocessing steps all commonly pair with industry-standard *LZ* codecs such as Zstandard (Zstd) [14]. Another possible *LZ* codec is SPDP, whose parameters were tuned to suit numerical data [15]. However, all *LZ* codecs fundamentally treat bytes as discrete symbols, discarding numerical information. For instance, they have no a priori understanding that the byte 3 is closer to 4 than to 255. *LZ* codecs are also unaware of the boundaries between numbers. This suggests that there may be room for improvement.

¹Parquet has a similar encoding known as `ByteStreamSplit`, but does not support it for integer data types.

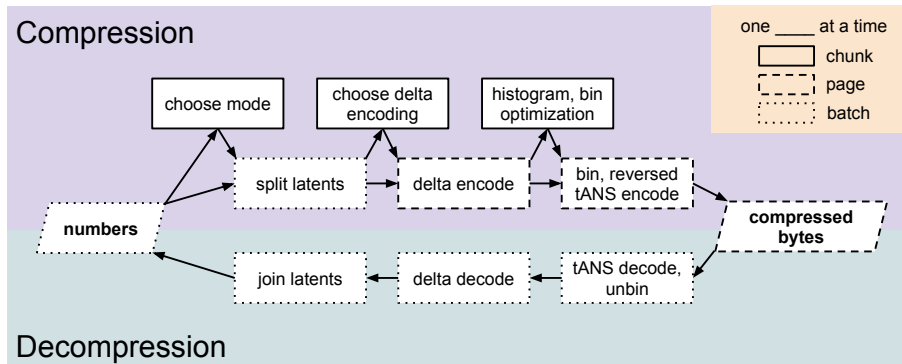


Figure 1: The processing steps involved in Pco compression and decompression. By default, compression automatically chooses the mode and delta encoding. Compression must be done one coarse-grained chunk at a time, but can be written out in fine-grained pages. Decompression can be done in even finer-grained batches.

We present Pcodec (Pco), a lossless format and algorithm designed to better compress numerical sequences. The core idea of Pco is to express the input numbers in terms of smoothly (defined in Section 3.1), independently, and identically distributed (SIID) unsigned integers. We call these unsigned integers *latents*. Pco compresses these latents with a technique called *binning*, which quickly converges to the true entropy of any SIID data. Contrast this with the core idea of most LZ codecs, which is to express the input bytes in terms of independently and identically distributed (IID) symbols from a small alphabet, and to use entropy coding techniques to converge to the Shannon entropy of the symbol distribution. Intuitively, we expect Pco to outperform LZ codecs on numerical distributions because expressing numbers as SIID latents is more natural than expressing them as IID symbols.

Pco does this via two preprocessing steps: its *mode* and delta encoding. By default, Pco chooses good configurations for these preprocessing steps automatically, using robust algorithms. These preprocessing steps are opinionated: each chunk of data has exactly one mode and one delta encoding.

On a wide range of real-world datasets, we find that Pco obtains 29% to 94% higher compression ratio than alternatives, even when granting those alternatives 50% more compression time. Additionally, Pco’s decompression speeds consistently surpassed 1GiB/s per thread.

Early work on Pco started in May 2021. Today, it is used in tools like Zarr [16] and CnosDB [17] to store petabytes of data. Source code is available at <https://github.com/mwlon/pcodec/>.

2 Method

We cover Pco’s compression steps in order. Decompression follows a simpler process with all essential steps done in reverse (Figure 1).

2.1 Modes

At present, Pco has four modes: **Classic**, **IntMult**, **FloatMult**, and **FloatQuant** (Table 1). For brevity, we describe only **Classic** and **IntMult** in depth, but the others are similar in principle.

2.1.1 Splitting and Joining

Each mode’s purpose is to split the distribution of numbers into one or two latent variables during compression, then join them back into numbers during decompression. These splitting and joining

Mode	Data Types	Example Use Case
Classic	all	normally distributed data
IntMult	integers	millisecond-precise timestamps stored as microseconds
FloatMult	floats	prices that are mostly multiples of 0.01
FloatQuant	floats	16-bit floats stored as 32-bit floats

Table 1: Overview of all modes currently supported in Pco.

Float Value	IEEE Representation	Classic Latent Representation
-NaN	111...1	000...0
-2.0	110...0	001...1
-0.0	100...0	011...1
0.0	000...0	100...0
2.0	010...0	110...0
NaN	011...1	111...1

Table 2: Examples of how **Classic** mode preserves order when converting floats to latents. The IEEE representation of each float is not monotonic in the float’s numerical value, but the latent representation is.

operations form a bijection. Although splitting the data into two latent variables can only increase its theoretical entropy, it can reduce the number of bits used by binning.

Classic mode is tailored for numbers that are already smoothly distributed. Therefore, it simply splits each number to a single latent in an order-preserving way. Since latents are always unsigned integers, this can actually be a nontrivial function. For instance, a positive float is converted to a latent by toggling its sign bit, while a negative float has all bits toggled (Table 2).

IntMult mode handles integer distributions that resemble a multiply-add of two latent variables, i.e. $x_i = q_i m + r_i$ for some parameter m and smooth latent distributions $q_i \sim Q_m$, $r_i \sim R_m$. For instance, if 90% of the numbers are congruent to 7 modulo 101, we could benefit from **IntMult** mode with $m = 101$, splitting the data into latents $q_i = \lfloor x_i/101 \rfloor$ and r_i is x_i ’s remainder mod 101.

2.1.2 Automatic Detection

When the user does not configure the mode, Pco chooses it via statistical techniques on a deterministic random sample containing a few percent of the numbers. Each non-**Classic** mode chooses a parameter and an estimate of how many bits it would save over **Classic**. Pco proceeds with the mode with the lowest estimated bit cost.

Consider **IntMult** mode. To propose values for its parameter m , we group our sample of n_{sample} numbers into $c = \lfloor n_{\text{sample}}/3 \rfloor$ triples, then consider $m = \text{gcd}(x_2 - x_1, x_3 - x_1)$ for each triple (x_1, x_2, x_3) . Values of m that occur anomalously frequently make good candidates. Let c_m be the number of times the GCD m appeared, and let $n_{\text{infrequent}}$ be the count of numbers x_i from the sample with at most $n_{\text{sample}}/256$ sharing their value for q_i . Using statistical techniques (Appendix B), we obtain conservative approximations for the bit costs of the quotient distribution Q_m and remainder distribution R_m :

$$\hat{H}[Q_m] - \hat{H}_{\text{Classic}} \approx -n_{\text{infrequent}} \log_2(m)$$

$$\hat{H}[R_m] \approx \max_{R'_m} H[R'_m], \quad \text{s.t.} \sum_{r=0}^{m-1} P(R'_m = r)^3 = \min\left(\frac{\zeta(2)c_m}{c}, 1\right)$$

where ζ is the Riemann zeta function.

We compare this relative bit cost $\hat{H}_{\text{IntMult}(m)} - \hat{H}_{\text{Classic}} = \hat{H}[Q_m] - \hat{H}_{\text{Classic}} + \hat{H}[R_m]$ to other values of m to choose the best m parameter, then compare against the bit cost for all other applicable, fully-parametrized modes to choose the best mode. Both `FloatMult` and `FloatQuant` use similarly principled techniques to estimate the bit cost of each latent variable.

2.2 Delta Encoding

After applying the mode, Pco uses delta encoding to disentangle correlations between numbers, making them more IID. At present, Pco has 3 delta encodings:

- **None:** Does nothing.
- **Consecutive:** Given an order o , $1 \leq o \leq 7$, takes consecutive differences o times.
- **Lookback:** Chooses a lookback l_i for each latent, then transforms each latent to be $y'_i = y_i - y_{i-l_i}$. The lookbacks are stored as an additional latent variable, and therefore get binned as well. `Lookback` allows Pco to capture LZ-like patterns at an approximate number level, as opposed to at an exact byte level.

2.2.1 Automatic Detection

When the user does not configure delta encoding, Pco chooses it by measuring compressed size of different configurations on a sample of data. This sample is composed of multiple runs of roughly 100 consecutive numbers each. Because `Consecutive` with $o > 1$ is rarely advantageous, we try orders $o = 1, \dots, 7$ sequentially and stop early as soon as the compressed size with o exceeds that of $o - 1$. Once it has computed the sample’s compressed size for each configuration, Pco simply chooses the delta encoding with the lowest size.

2.3 Binning

Pco’s most essential algorithm is binning, which compresses IID latent variables. It is the only processing step in Pco that reduces the byte size of the data. The concept is to choose histogram bins over the latent variable, then encode each latent by its entropy-coded bin and offset into that bin.

Binning takes as input a vector of latents (y_1, \dots, y_n) . The first step is to compute a histogram of k tight, exclusive bins $(a_1, b_1, c_1), \dots, (a_k, b_k, c_k)$, where a_i is a lower bound, b_i is an upper bound, and c_i is the count of latents in the bin. By tight we mean that for every i there exist some y_j and y_l such that $y_j = a_i, y_l = b_i$, and by exclusive we mean that $b_i < a_{i+1}$.

The second step is to optimize these bins, resulting in $(a'_1, b'_1, c'_1), \dots, (a'_{k'}, b'_{k'}, c'_{k'})$, which we explain in Section 2.3.1. We build a tANS table [18] to entropy code the optimized bins, with bin j weighted by c'_j .

Finally, we write the y values. ANS codes must be decoded in the opposite order they are computed, so we first iterate through each y_i in reverse, find the j such that $a'_j \leq y_i \leq b'_j$, and compute a tANS code for it. Then we iterate through the y values forwards in batches of 256. For each y_i we write out the previously-computed tANS code and record the offset $y_i - a'_j$ as a $\lceil \log_2(b'_j - a'_j + 1) \rceil$ -bit unsigned integer. Once all tANS codes in a batch are written, we write these offsets.

2.3.1 Bin Optimization

Since each additional bin incurs some metadata storage, it is usually suboptimal to store all histogram bins. Adjacent bins often have very similar probability density, so they can be combined.

To combine and optimize the bins, we use an $\mathcal{O}(k^2)$ dynamic programming algorithm [19] to partition the bins and minimize the final compressed bit size, taking metadata, tANS bits, and offset bits into account. This algorithm requires only a cost function – in our case, the total bit cost of

all numbers to be stored in an optimized bin. The cost of the optimized bin formed by combining unoptimized bins i through j is

$$\hat{H}_{i:j} = M + c_{i:j} \cdot (\alpha_{i:j} + \beta_{i:j})$$

where M is a constant for the number of bits required to store the bin’s metadata, $c_{i:j} = \sum_{l=i}^j c_l$ is the count of latents in the bin, $\alpha_{i:j} = \log_2(c/c_{i:j})$ is the idealized average entropy coding bits per latent in the bin, and $\beta_{i:j} = \lceil \log_2(b_j - a_i + 1) \rceil$ is the offset bits per latent in the bin. Essentially, the bin pays its metadata cost and, for each number in its range, entropy coding and offset cost.

Once the optimal bin partitioning is chosen, we replace each partition’s bins $(a_i, b_i, c_i), \dots, (a_j, b_j, c_j)$ with a single bin

$$(a', b', c') = \left(a_i, b_j, \sum_{l=i}^j c_l \right)$$

This completes bin optimization.

2.4 Format

Pco is most commonly used within a wrapping format. We found it important to decouple Pco’s goal of good compression from the varied access patterns and logical transformations required by real-world applications, which may include nullability, page statistics, or additional indices. To support these needs, Pco’s API produces three components that can be interleaved as needed.

Header Pco’s header is a single byte and simply indicates Pco’s format version, allowing Pco to gracefully add new features in the future. Decompressors can always decode older format versions.

Chunk Metadata Each file can contain multiple chunks, the unit of compression. In other words, every call to a Pco compression function produces at least one chunk. Each chunk has a single mode, delta encoding, and binning configuration, stored in a chunk metadata component (Figure 2).

Page Every chunk contains one or more pages, which contain the actual numerical data (Figure 2). Pages store initial states for tANS and delta decoding, so when paired with the correct chunk metadata, they contain all information necessary to decompress their contents. Therefore pages can be decompressed in any order; it is not necessary to decompress preceding pages.

Each page can contain multiple batches, the unit of decompression. Batches consist of all latents for 256 numbers and exist solely for performance purposes. Batches within a page must be decompressed serially.

2.5 Performance Considerations

Speed is Pco’s secondary priority after compression ratio, so it is worth mentioning a few techniques that make it fast. First, we compute the histogram via a partial sort rather than full sort. More precisely, we stop early on quicksort partitions that are entirely within the middle of a bin. The histogram was originally the slowest part of compression, so this speedup is invaluable, especially when few bins are required.

Next, we vectorize binning by building a binary tree of bins, then iterating primarily by depth into the tree and secondarily by latent in the batch. During these iterations, we update a bin index for each latent. This is much faster than the serial algorithm of handling one latent at a time.

Third, we use 4-way interleaved tANS to accelerate entropy coding and decoding. Entropy decoding is the slowest part of decompression, so this greatly improves decompression speed over the vanilla 1-way algorithm [20].

Finally, we vectorize both the bit unpacking and addition of offsets during decompression. This is possible because we structured each batch of latents as 256 tANS codes followed by 256 offsets, so by the time we reach the offsets, we have full information about which bit range each one occupies.

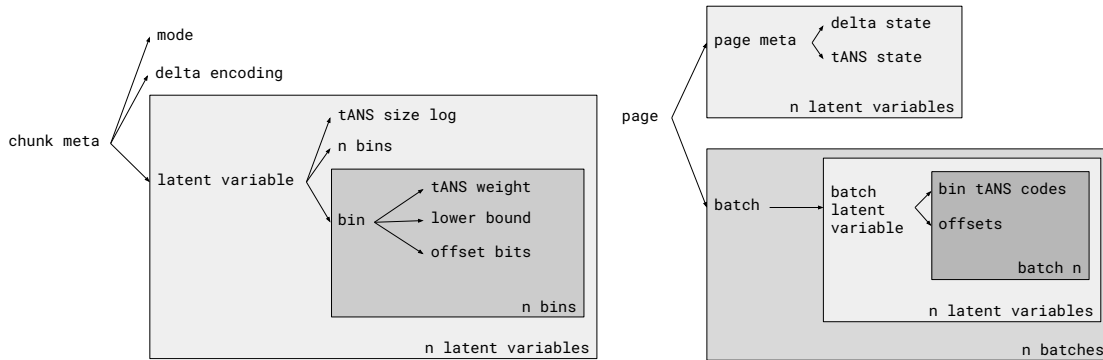


Figure 2: Plate notation for the chunk metadata and page components. The wrapping format decides where to place each header, chunk metadata, and page.

3 Results

3.1 Theoretical Results

In Appendix A, we prove a bound on Pco’s bit cost per number:

Theorem 1 *Suppose X is mixture over $\{0, \dots, T-1\}$ of s disjoint integer distributions, each of which has a monotonic PMF. Then for any $k > 2s$, there exists a binning of at most k bins such that the binned bit cost \hat{H} of a random draw from X satisfies*

$$\hat{H} \leq H + \frac{5s \log_2(T)}{k - 2s}$$

where H is the base-2 Shannon entropy of X .

We have proved this by construction, and the binning that attains this bound uses bins of approximately equal probability mass. This lines up with our approach of using a histogram to assign unoptimized bins. Informally, we call X *smooth* if s is small. And this is the case for many types of data; geometric distributions have $s = 1$, Poisson distributions have $s = 2$, and normal distributions have $s \in \{2, 4\}$.

Pco converges faster than this bound in reality (Figure 3). However, this bound can still be practical. For instance, using the default compression level’s 256 bins on a 64-bit data type with $s = 1$, we guarantee that binning wastes at most $160/127 \approx 1.26$ bits per latent on average.

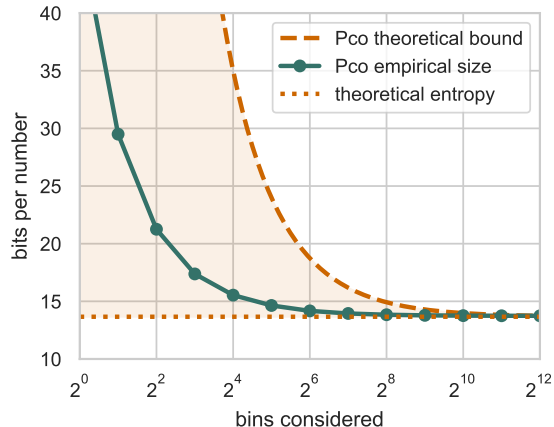


Figure 3: Empirical Pco compressed size on a synthetic IID dataset compared with theoretical bounds: the lower bound of the distribution’s true entropy and the upper bound from Theorem 1. One million draws from a Lomax distribution over 64-bit integers were used. Note that our upper bound makes some simplifying approximations and does not account for metadata, but these inaccuracies are very small in practice.

3.2 Experimental Results

3.2.1 Setup

We compared Pco versus other popular numerical codecs from industry and literature on integer and float columns from six datasets (Figure 4). Each of these datasets are freely available for download:

Air Quality Various air quality metrics from one location, sorted by timestamp [21].

Data types: `int32`, `int64`

Housing Census data of California housing units [22].

Data types: `float32`

Payments CMS Open Payments data about medical expenses in the US during 2023 [23].

Data types: `int32`, `int64`, `float64`

r/place Coordinates and colors placed by users during the Reddit Place experiment [24].

Data types: `int32`, `int64`

Taxi NYC Taxi ride data, specifically high volume vehicle-for-hire data from April 2023 [25].

Data types: `float64`, `int32`, `int64`

Twitter Social graph of twitter users, sorted by IDs [26].

Data types: `int64`

All benchmarks were performed on a bare metal Intel Xeon Platinum 8488C CPU. We ran both single- and multi-threaded benchmarks. Our multi-threaded benchmarks were designed to simulate moderate load, using 48 of the 96 cores such that each active core had its own L2 cache. To minimize measurement noise, we took the median of at least 3 iterations after a warm-up iteration. We limited large datasets to 2 million rows.

We compared Pco’s default configuration versus Blosc2, Parquet, SPDP, Turbo PFor, and Zstd. For Blosc2 we used `Shuffle`, and for Parquet we considered both `Delta` and `Dictionary`. Since Parquet `Delta` only applies to integers, we always used `Dictionary` for floats. Blosc2, Parquet, and Turbo PFor were paired with Zstd. We also tested LZ4 and Brotli codecs in place of Zstd, but found that Zstd was strictly better on these datasets.

3.2.2 Interpretation

Given similar compression time, we found that Pco compressed substantially better than all alternatives on all datasets. Specifically, at default compression level, Pco compressed 29% to 94% better while using less compression time (Table 4). This matched our intuition that binning would suit numerical data better than LZ codecs do.

This is not only an improvement in terms of compression ratio, but also user experience. There is no clear winner among the alternatives we compared, so in absence of Pco, users would need to dynamically choose the best codec for their task at hand. Pco automatically detects the best compression parameters, reducing complexity.

Pco’s decompression speeds were consistently high, exceeding 1GiB/s per thread on all datasets, even in the multi-threaded environment (Table 3). This is ample for many workloads that store data or read it from disk or network devices.

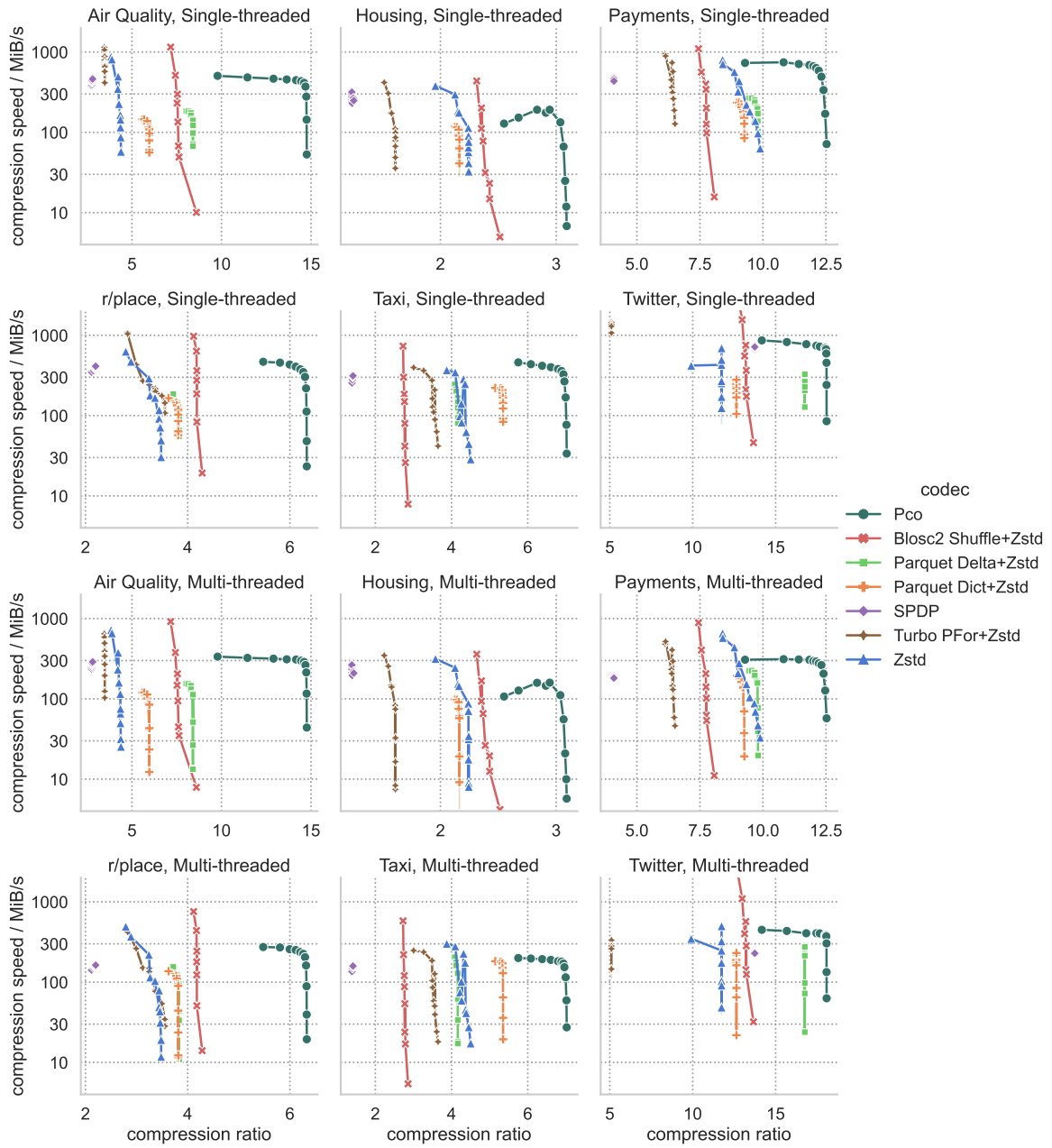


Figure 4: Compression characteristics in single- and multi-threaded environments for all codecs on all datasets. In every case, Pco is the Pareto front for its range of compression speeds.

Threads	Codec	Air Quality	Taxi	r/place	Housing	Payments	Twitter
1	Pco	2,206	2,298	2,493	1,432	3,980	5,450
1	Blosc2 Shuffle+Zstd	4,339	2,061	4,435	1,416	3,800	6,836
1	Parquet Delta+Zstd	2,272	2,136	2,310	1,679	3,728	4,910
1	Parquet Dict+Zstd	1,681	2,291	2,354	1,677	3,462	3,772
1	SPDP	434	349	391	287	444	539
1	Turbo PFor+Zstd	2,902	1,334	2,101	1,015	3,345	4,877
1	Zstd	1,550	1,248	1,221	1,069	1,973	1,350
48	Pco	1,693	1,566	1,696	1,186	1,818	1,961
48	Blosc2 Shuffle+Zstd	2,930	1,311	2,104	1,183	1,719	1,985
48	Parquet Delta+Zstd	1,437	1,223	1,285	1,394	1,858	2,190
48	Parquet Dict+Zstd	1,057	1,287	1,270	1,391	1,712	1,792
48	SPDP	254	179	144	241	184	196
48	Turbo PFor+Zstd	1,301	392	512	833	1,055	1,344
48	Zstd	1,178	839	768	893	1,132	912

Table 3: Single-threaded and multi-threaded decompression speeds per thread in MiB/s. Decompression speed varies only slightly between compression levels, so we report its harmonic mean over compression levels. Pco’s consistently decompressed over 1GiB/s, even in multi-threaded settings.

Dataset	Best Alternative	Compression Ratio (Alternative)	Compression Ratio (Pco)	Improvement
Air Quality	Blosc Shuffle +Zstd (level 4)	7.54	14.62	+94%
Housing	Blosc Shuffle +Zstd (level 5)	2.37	3.07	+29%
Payments	Zstd (level 4)	9.06	12.21	+35%
r/place	Blosc Shuffle +Zstd (level 4)	4.18	6.30	+51%
Taxi	Parquet Dict +Zstd (level 2)	5.29	6.94	+31%
Twitter	SPDP (level 3)	13.74	18.04	+31%

Table 4: The compression ratio of Pco’s default level, compared against the next best alternative, allowing for up to 50% more single-threaded compression time than Pco used.

4 Conclusion

Pcodec is a mature compression format that offers better compression than alternatives. It accomplishes this via a novel binning procedure, distinct from LZ-based approaches.

There is room for additional work on two fronts. First, it would be valuable to quantify the behavior of idealized LZ codecs on SIID numerical sequences. Comparing this with our theoretical bounds for binning would tell a more complete theoretical story. Second, although Pco is already used in various wrapping formats, it will take more engineering work to achieve pervasive adoption.

5 Acknowledgments

We would like to thank Fabien Giesen for his blog posts and input on accelerating decompression.

References

- [1] W. Tran and D. Zhao, “Scaling data access by moving an exabyte of data to google cloud.” https://blog.x.com/engineering/en_us/topics/infrastructure/2022/scaling-data-access-by-moving-an-exabyte-of-data-to-google-cloud, 2022. Accessed: 2024-12-01.
- [2] A. Behm, S. Palkar, U. Agarwal, T. Armstrong, D. Cashman, A. Dave, T. Greenstein, S. Hovsepian, R. Johnson, A. Sai Krishnan, P. Leventis, A. Luszczak, P. Menon, M. Mokhtar, G. Pang, S. Paranjpye, G. Rahn, B. Samwel, T. van Bussel, H. van Hovell, M. Xue, R. Xin, and M. Zaharia, “Photon: A fast query engine for lakehouse systems,” in *Proceedings of the 2022 International Conference on Management of Data*, SIGMOD ’22, p. 2326–2339, Association for Computing Machinery, 2022.
- [3] “Tensor Store for High-Performance, Scalable Array Storage.” <https://research.google/blog/tensorstore-for-high-performance-scalable-array-storage/>. Accessed: 2025-02-02.
- [4] D. Abadi, S. Madden, and M. Ferreira, “Integrating compression and execution in column-oriented database systems,” in *Proceedings of the 2006 ACM SIGMOD International Conference on Management of Data*, SIGMOD ’06, (New York, NY, USA), p. 671–682, Association for Computing Machinery, 2006.
- [5] D. Lemire and L. Boytsov, “Decoding billions of integers per second through vectorization,” *Software: Practice and Experience*, vol. 45, no. 1, pp. 1–29, 2015.
- [6] A. Afrozeh and P. Boncz, “The FastLanes compression layout: Decoding > 100 billion integers per second with scalar code,” *Proc. VLDB Endow.*, vol. 16, p. 2132–2144, May 2023.
- [7] B. Schlegel, R. Gemulla, and W. Lehner, “Fast integer compression using SIMD instructions,” in *Proceedings of the Sixth International Workshop on Data Management on New Hardware*, DaMoN ’10, (New York, NY, USA), p. 34–40, Association for Computing Machinery, 2010.
- [8] W. X. Zhao, X. Zhang, D. Lemire, D. Shan, J.-Y. Nie, H. Yan, and J.-R. Wen, “A general SIMD-based approach to accelerating compression algorithms,” *ACM Trans. Inf. Syst.*, vol. 33, Mar. 2015.
- [9] J. Ziv and A. Lempel, “A universal algorithm for sequential data compression,” *IEEE Transactions on Information Theory*, vol. 23, no. 3, pp. 337–343, 1977.
- [10] J. Ziv and A. Lempel, “Compression of individual sequences via variable-rate coding,” *IEEE transactions on Information Theory*, vol. 24, no. 5, pp. 530–536, 1978.
- [11] “Parquet Encodings.” <https://parquet.apache.org/docs/file-format/data-pages/encodings/>. Accessed: 2025-01-26.
- [12] “TurboPFor.” <https://github.com/powturbo/TurboPFor-Integer-Compression>. Accessed: 2024-12-14.
- [13] Blosc Development Team, “A fast, compressed and persistent data store library.” <https://www.blosc.org/>. Accessed: 2024-12-14.
- [14] Y. Collet and M. Kucherawy, “Zstandard compression and the application/zstd media type,” tech. rep., 2018.
- [15] S. Claggett, S. Azimi, and M. Burtscher, “SPDP: An automatically synthesized lossless compression algorithm for floating-point data,” in *2018 Data Compression Conference*, pp. 335–344, 2018.

- [16] “Zarr.” <https://zarr.dev/>. Accessed: 2024-12-14.
- [17] Y. Yan, B. Zheng, H. Wang, J. Zhang, and Y. Wang, “CnosDB: A flexible distributed time-series database for large-scale data,” in *Database Systems for Advanced Applications* (X. Wang, M. L. Sapino, W.-S. Han, A. El Abbadi, G. Dobbie, Z. Feng, Y. Shao, and H. Yin, eds.), (Cham), pp. 696–700, Springer Nature Switzerland, 2023.
- [18] J. Duda, “Asymmetric numeral systems,” 2009.
- [19] B. Jackson, J. Scargle, D. Barnes, S. Arabhi, A. Alt, P. Gioumouisis, E. Gwin, P. Sangtrakulcharoen, L. Tan, and T. T. Tsai, “An algorithm for optimal partitioning of data on an interval,” *IEEE Signal Processing Letters*, vol. 12, no. 2, pp. 105–108, 2005.
- [20] F. Giesen, “Interleaved entropy coders,” *CoRR*, vol. abs/1402.3392, 2014.
- [21] D. Smith, “Deephaven Air Quality Dataset.” <https://deephaven.io/wp-content/devinrsmith-air-quality.20220714.zstd.parquet>. Accessed: 2025-01-24.
- [22] “California Housing Dataset.” https://www.dcc.fc.up.pt/~ltorgo/Regression/cal_housing.html. Accessed: 2025-01-24.
- [23] “Open Payments Dataset.” <https://www.cms.gov/priorities/key-initiatives/open-payments/data/dataset-downloads>, 2023.
- [24] “Reddit Place Dataset.” https://www.reddit.com/r/redditdata/comments/6640ru/place_datasets_april_fools_2017/. Accessed: 2025-01-24.
- [25] “NYC Taxi Dataset.” <https://www.nyc.gov/site/tlc/about/tlc-trip-record-data.page>. Accessed: 2025-01-24.
- [26] H. Kwak, C. Lee, H. Park, and S. Moon, “What is twitter, a social network or a news media?,” in *Proceedings of the 19th International Conference on World Wide Web, WWW ’10*, (New York, NY, USA), p. 591–600, Association for Computing Machinery, 2010.
- [27] J. Chidambaraswamy and R. Sitaramachandrarao, “On the probability that the values of m polynomials have a given GCD,” *Journal of Number Theory*, vol. 26, no. 3, pp. 237–245, 1987.

A Derivation of Binning Bit Cost Bound

We will prove Theorem 1, which states:

Theorem 1 *Suppose X is mixture over $\{0, \dots, T - 1\}$ of s disjoint integer distributions, each of which has a monotonic PMF. Then for any $k > 2s$, there exists a binning of at most k bins such that the binned bit cost \hat{H} of a random draw from X satisfies*

$$\hat{H} \leq H + \frac{5s \log_2(T)}{k - 2s}$$

where H is the base-2 Shannon entropy of X .

And less formally, we will show that this binning roughly consists of bins of equal probability. Also informally, some bounds in this appendix were made looser than necessary for the sake of simplicity. The constant 5 could be brought down to $4 + \epsilon$ by imposing a lower bound on T , and the scaling behavior with imbalanced mixture distributions could both be improved in subsection A.4.

To sketch the proof, there will be three main steps. First, we will show that there exists a binning in which every nontrivial bin has probability at most $2/(k - 1)$. Next, we will bound the bit cost of a monotonic distribution using such a binning. Finally, we will extend this to mixtures of monotonic distributions.

A.1 Definitions

Let $P(x)$ be the PMF of a random integer variable X over a finite, contiguous domain of T distinct x values. Additionally, let a *binning* with n bins consist of a list of intervals $([a_1, b_1], \dots, [a_k, b_k])$. Each such bin has various properties:

- *Weight* $w_i = \sum_{x=a_i}^{b_i} P(x)$, the probability mass within the bin.
- *Length* $T_i = b_i - a_i + 1$, the number of x values within the bin. A bin is called *trivial* if its length is 1.
- *Partial entropy* $H_i = \sum_{x=a_i}^{b_i} -P(x) \log_2(P(x))$. It follows that the Shannon entropy H of X is $H = \sum_{i=1}^k H_i$.

Finally, define the *bit cost* of a binning to be

$$\hat{H} = \sum_{i=1}^k w_i (\log_2(T_i) - \log_2(w_i)). \quad (1)$$

This is a good approximation for the number of bits Pco would use to compress each number in reality. Because \hat{H} describes an expectation, we can use \hat{H} to model both the bit cost of X and also the expected bit cost of an empirical distribution sampled from X . Note that, for the purposes of theoretical analysis, we have made a few simplifications:

- The bit cost of each tANS code is modeled as $-\log_2(w_i)$. This is a good approximation, but the true cost may be a fraction of a bit higher on average due to entropy coding imperfections.
- The bit cost of each offset is modeled as $\log_2(T_i)$, whereas in reality it is $\lceil \log_2(T_i) \rceil$. This difference is not very impactful, especially since our bin optimization step is aware of the true offset cost, and even in antagonistic cases we waste at most one bit per number.
- In practice, we must encode the bins themselves as metadata. One could add a term of kM onto \hat{H} to account for this metadata cost.

A.2 Constructive Bound on Bin Weight

Lemma 1 *For any k , there exists a binning of X with k or fewer bins such that each bin is either trivial or has weight at most $2/(k-1)$.*

We will prove this constructively. First, for any x such that $P(x) > 2/(k-1)$, dedicate a trivial bin to that single x value. There can be at most $(k-1)/2$ of these, so suppose there are k_{trivial} . In between these, there can be at most $k_{\text{trivial}} + 1$ nontrivial intervals of numbers that do not yet have bins assigned.

Consider one of these nontrivial intervals. We assign bins over it greedily, until their weight would exceed $2/(k-1)$:

- Initialize $w_{\text{current}} \leftarrow 0$.
- For each x value, let $w_{\text{proposed}} = w_{\text{current}} + P(x)$, and
 - If $w_{\text{proposed}} \leq 2/(k-1)$, assign $w_{\text{current}} \leftarrow w_{\text{proposed}}$ and add x to the current bin.
 - Otherwise, emit the current bin, start a new one, and set $w_{\text{current}} \leftarrow P(x)$.

Clearly each such bin has weight mass of at most $2/(k-1)$. And every pair of such bins must have weight over $2/(k-1)$ or else they would have been combined during the greedy algorithm. Thus if there are $k_{\text{nontrivial}}$ consecutive nontrivial bins, their weight must be at least $(2/(k-1))\lfloor k_{\text{nontrivial}}/2 \rfloor$, which is at least $(2/(k-1)) \cdot (k_{\text{nontrivial}} - 1)/2$ since $k_{\text{nontrivial}}$ is a positive integer.

The weight of the trivial bins is at least $(2/(k-1))k_{\text{trivial}}$, and the weight of the nontrivial bins is at least $\sum_{i=0}^{k_{\text{trivial}}} (2/(k-1)) \cdot (k_{\text{nontrivial},i} - 1)/2$. Since the total probability is 1, we must have

$$\begin{aligned} \frac{2}{k-1} \left(k_{\text{trivial}} + \sum_{i=0}^{k_{\text{trivial}}} (k_{\text{nontrivial},i} - 1)/2 \right) &\leq 1 \\ \frac{2}{k-1} \left(\frac{1}{2}k_{\text{trivial}} - \frac{1}{2} + \sum_{i=0}^{k_{\text{trivial}}} (k_{\text{nontrivial},i})/2 \right) &\leq 1 \\ k_{\text{trivial}} + \sum_{i=0}^{k_{\text{trivial}}} k_{\text{nontrivial},i} &\leq k \end{aligned}$$

In other words, we have used at most k bins, each of which is either trivial or used weight at most $2/(k-1)$. This completes the proof of Lemma 1.

A.3 Bound for Monotonic PMFs

Lemma 2 *If X 's PMF is monotonic, then there exists a binning with k or fewer bins such that*

$$\hat{H} \leq H + \frac{5 \ln(T)}{k-1}.$$

We will show that the binning from Lemma 1 satisfies this.

Without loss of generality, assume X 's PMF is monotonically increasing. Consider a bin $[a_i, b_i]$. The partial entropy of this bin is

$$H_i = \sum_{x=a_i}^{b_i} -P(x) \log_2(P(x)). \quad (2)$$

Let $q_i = P(b_i)$, the maximum probability of any x within the bin. Since $P(x) \leq q_i$ within the bin, $-P(x) \log_2(P(x)) \geq -P(x) \log_2(q_i)$. Plugging this into Equation 2,

$$H_i \geq \sum_{x=a_i}^{b_i} -P(x) \log_2(q_i).$$

Which can simply be rewritten as

$$H_i \geq -w_i \log_2(q_i).$$

Supposing that there are k bins, and taking the difference of the total bit cost (1) and these partial entropies,

$$\hat{H} - H \leq \sum_{i=1}^k w_i (\log_2(T_i) - \log_2(w_i) + \log_2(q_i))$$

By property of the binning we chose and the fact that $P(x)$ is increasing, there is some $k_{\text{nontrivial}}$ such that bins 1 through $k_{\text{nontrivial}}$ are nontrivial, and $k_{\text{nontrivial}} + 1$ through k are trivial. For the trivial bins, $w_i = q_i$ and $T_i = 1$, leaving

$$\hat{H} - H \leq \sum_{i=1}^{k_{\text{nontrivial}}} w_i (\log_2(T_i) - \log_2(w_i) + \log_2(q_i))$$

Now we need only consider nontrivial bins. We will further divide these into *shallow* and *deep* bins. Let k_{shallow} be the smallest value such that $\sum_{i=1}^{k_{\text{shallow}}} w_i \geq \frac{1}{k-1}$ (if no such value exists, then we have essentially only trivial bins, and it is easy to show that the lemma holds). We can rewrite the inequality as

$$\hat{H} - H \leq \sum_{i=1}^{k_{\text{shallow}}} (\hat{H}_i - H_i) + \sum_{i=k_{\text{shallow}}+1}^{k_{\text{nontrivial}}} w_i (\log_2(T_i) - \log_2(w_i) + \log_2(q_i)) \quad (3)$$

Since $P(x)$ is increasing, each value of x in bin $i \geq 2$ has probability at least q_{i-1} , so

$$T_i \leq \frac{w_i}{q_{i-1}}, \quad i \geq 2$$

We can use this to bound the deep portion of 3,

$$\begin{aligned} \hat{H} - H &\leq \sum_{i=1}^{k_{\text{shallow}}} (\hat{H}_i - H_i) + \sum_{i=k_{\text{shallow}}+1}^{k_{\text{nontrivial}}} w_i \left(\log_2 \left(\frac{w_i}{q_{i-1}} \right) - \log_2(w_i) + \log_2(q_i) \right) \\ \hat{H} - H &\leq \sum_{i=1}^{k_{\text{shallow}}} (\hat{H}_i - H_i) + \sum_{i=k_{\text{shallow}}+1}^{k_{\text{nontrivial}}} w_i (\log_2(q_i) - \log_2(q_{i-1})) \end{aligned}$$

Since each of these bins has $w_i \leq \frac{2}{k-1}$,

$$\hat{H} - H \leq \sum_{i=1}^{k_{\text{shallow}}} (\hat{H}_i - H_i) + \frac{2}{k-1} \sum_{i=k_{\text{shallow}}+1}^{k_{\text{nontrivial}}} \log_2(q_i) - \log_2(q_{i-1})$$

This sum telescopes, leaving

$$\hat{H} - H \leq \sum_{i=1}^{k_{\text{shallow}}} (\hat{H}_i - H_i) + \frac{2}{k-1} (\log_2(q_{k_{\text{nontrivial}}}) - \log_2(q_{k_{\text{shallow}}}))$$

Since $q_i \leq \frac{2}{k-1}$ for deep i ,

$$\hat{H} - H \leq \sum_{i=1}^{k_{\text{shallow}}} (\hat{H}_i - H_i) + \frac{2}{k-1} \left(\log_2 \left(\frac{2}{k-1} \right) - \log_2(q_{k_{\text{shallow}}}) \right)$$

Now we have a reasonable bound for the deep bins, and we can turn our attention to bounding the shallow bins. All we claim about their partial entropy is that $H_i \leq -w_i \log_2(w_i)$, which follows trivially since $w_i \geq P(x)$ for all x in the bin. This leaves

$$\hat{H} - H \leq \sum_{i=1}^{k_{\text{shallow}}} w_i \log_2(T_i) + \frac{2}{k-1} \left(\log_2 \left(\frac{2}{k-1} \right) - \log_2(q_{k_{\text{shallow}}}) \right)$$

Let $w_{\text{shallow}} = \sum_{i=1}^{k_{\text{shallow}}} w_i$. Clearly $T_i \leq T$, so

$$\hat{H} - H \leq w_{\text{shallow}} \log_2(T) + \frac{2}{k-1} \left(\log_2 \left(\frac{2}{k-1} \right) - \log_2(q_{k_{\text{shallow}}}) \right)$$

Also, since mean probability is less than max probability, $q_{k_{\text{shallow}}} \geq w_{\text{shallow}} / (T_1 + T_2 + \dots, T_{k_{\text{shallow}}}) \geq w_{\text{shallow}} / T$, giving

$$\hat{H} - H \leq w_{\text{shallow}} \log_2(T) + \frac{2}{k-1} \left(\log_2 \left(\frac{2}{k-1} \right) - \log_2 \left(\frac{w_{\text{shallow}}}{T} \right) \right)$$

Thinking of this as a function of w_{shallow} , the bound is strongest (a local maximum of the right-hand side) when $w_{\text{shallow}} = \frac{2}{(k-1)\log_2(T)}$, and weakest at the possible extremes. By our choice of the bins, and size of each bin, we know these extremes are $1/(k-1) \leq w_{\text{shallow}} \leq 3/(k-1)$.

If we assume that $T \geq 3$, the bound is weakest at $w_{\text{shallow}} = 3/(k-1)$. This gives

$$\hat{H} - H \leq \frac{3 \log_2(T)}{k-1} + \frac{2}{k-1} \left(\log_2 \left(\frac{2}{k-1} \right) - \log_2 \left(\frac{3}{T(k-1)} \right) \right)$$

$$\hat{H} - H \leq \frac{5 \log_2(T)}{k-1} - \frac{2 \log_2(3)}{k-1}$$

The second term is small and not very interesting, so we drop it for convenience, completing the proof in the case of $T \geq 3$.

The case of $T < 3$ is trivial: our bound only applies when $k \geq 2$, at which point each bin is trivial, so $\hat{H} - H = 0$. This completes the proof of Lemma 2.

A.4 Bound for Mixtures

Suppose X is a mixture of s disjoint, monotonic integer distributions, each with weight u_j . If $k \geq 2s$, we can give mixture component j a total of $k_j = 2 + \lfloor (k-2s)u_j \rfloor$ bins. Since all u_j sum to 1, the sum of all k_j is at most k . Additionally, $k_j \geq 1 + (k-2s)u_j$. By Lemma 2, this implies a bit cost of at most

$$\hat{H}_j \leq H_j + \frac{5 \log_2(T)}{(k-2s)u_j}$$

The total bit cost is $\hat{H} = \sum_{j=1}^s u_j (\hat{H}_j - \log_2(u_j))$, and the total entropy is $H = \sum_{j=1}^s u_j (H_j - \log_2(u_j))$, so

$$\hat{H} \leq H + \sum_{j=1}^s \frac{5 \log_2(T)}{(k-2s)}$$

$$\hat{H} \leq H + \frac{5s \log_2(T)}{k-2s}$$

This completes the proof of Theorem 1.

B Derivation of IntMult Bit Cost

Recall that we defined

- (x_1, x_2, x_3) : a triple randomly sampled from the input numbers
- m : $\gcd(x_2 - x_1, x_3 - x_1)$, a proposed value for the parameter to `IntMult` mode
- c, c_m : the total count of triples and count of triples with GCD m , respectively
- $q_i \sim Q_m, r_i \sim R_m$: latents drawn from their respective latent variables, defined as $q_i = \lfloor x_i/m \rfloor, r_i = x_i \bmod m$

Note that

$$0 \cong x_2 - x_1 \cong x_3 - x_1 \pmod{m}.$$

Adding x_1 to all sides gives

$$x_1 \cong x_2 \cong x_3 \pmod{m}.$$

Intuitively, this suggests that abnormally frequent values of m are likely to be good parameters. We next make estimates of the bit costs of Q_m and R_m for each m , which we use to choose the lowest-cost value of m . To that end, we count the number of occurrences c_m of each distinct m .

By using some knowledge of binning, we can make an estimate of $\hat{H}[Q_m] - \hat{H}_{\text{Classic}}$, the relative bits saved by binning Q_m as opposed to X . Suppose we use the same bins that **Classic** would have used on X , but mapped into the space of Q_m , and that we keep the same bin assignment for each mapped number. Each bin would still have the same count of numbers, and hence identical entropy coding cost. Any **Classic** bin $[a_i, b_i]$ would become $[\lfloor a_i/m \rfloor, \lfloor b_i/m \rfloor]$ in the domain of Q_m . In most cases, this would reduce the number of offset bits by approximately $\log_2(m)$; the only exceptions are the bins that had small domains, with $b_i - a_i < m$. Call these bins and samples with $b_i - a_i < m$ *frequent*. Then conservatively assuming we save 0 bits on these nearly-trivial bins, we obtain a reasonable estimate of

$$\hat{H}[Q_m] - \hat{H}_{\text{Classic}} \approx -n'_{\text{infrequent}} \log_2(m)$$

where $n'_{\text{infrequent}}$ is the number of samples that would belong to bins with $b_i - a_i \geq m$ in **Classic** mode.

But histogram computation is computationally expensive, and we can actually avoid choosing bins at all by using two more approximations. First, we replace the condition $b_i - a_i \geq m$ with the condition that $\lfloor a_i/m \rfloor = \lfloor b_i/m \rfloor$. This is equivalent up to rounding. This implies that frequent bins contain only a single x value in Q_m 's domain. Our second approximation is that bins will contain only a single x value iff their weight is at least $1/256$. We use this constant since Pco's default compression level considers up to 256 bins of roughly equal weight. With these new approximations, we can define $n_{\text{infrequent}}$ to be the count of samples x_i that share their q_i values with less than $n/256$ samples, and claim that $n_{\text{infrequent}} \approx n'_{\text{infrequent}}$. This leaves the computationally practical approximation that

$$\hat{H}[Q_m] - \hat{H}_{\text{Classic}} \approx -n_{\text{infrequent}} \log_2(m)$$

For R_m , we can actually make a worst-case estimate of the entropy $H[R_m]$ using only m, c, c_m , and the assumption that Q_m resembles a uniform distribution over a wide domain. We are constrained by the fact that we found c_m occurrences of m , so we assert that

$$P(\gcd(x_2 - x_1, x_3 - x_1) = m) \approx c_m/c \tag{4}$$

Results from number theory show that in the limit as $n \rightarrow \infty$, for a, b drawn uniformly from $1, \dots, n$,

$$P(0 \cong a \cong b \pmod m) = \zeta(2)P(\gcd(a, b) = m)$$

where ζ is the Riemann zeta function [27]. Since we modeled Q_m as a uniform distribution over a wide domain, we can apply this result to Equation 4 to obtain

$$\frac{1}{\zeta(2)}P(0 \cong x_2 - x_1 \cong x_3 - x_1 \pmod m) \approx c_m/c$$

$$\frac{1}{\zeta(2)}P(x_1 \cong x_2 \cong x_3 \pmod m) \approx c_m/c$$

$$P(x_1 \cong x_2 \cong x_3 \pmod m) \approx \min\left(\frac{\zeta(2)c_m}{c}, 1\right)$$

We can evaluate the left-hand side more explicitly by considering all possible values of $r_i = x_i \pmod m$:

$$\sum_{r=0}^{m-1} P(R'_m = r)^3 = \min\left(\frac{\zeta(2)c_m}{c}, 1\right)$$

This gives us a very workable constraint. Now we can simply approximate

$$\hat{H}[R_m] \approx \max_{R'_m} H[R'_m], \quad \sum_{r=0}^{m-1} P(R'_m = r)^3 = \min\left(\frac{\zeta(2)c_m}{c}, 1\right)$$

This maximum occurs when one value of r has high probability p , and the rest are equally likely, giving

$$\hat{H}[R_m] \approx -p \log_2(p) - (m-1)(1-p) \log_2(1-p), \quad p^3 + (m-1)(1-p)^3 = \min\left(\frac{\zeta(2)c_m}{c}, 1\right)$$

In practice, we use the method of false position to determine this cubic root p in a quick and numerically stable way. We then plug it in to obtain $\hat{H}[R_m]$.