

Scattered light reduction in Sagnac Speed Meters with Tunable Coherence

Leonie Eggers,^{*} Daniel Voigt,[†] and Oliver Gerberding[‡]

Institute of Experimental Physics, University of Hamburg, Luruper Chaussee 149, 22761 Hamburg

(Dated: February 12, 2025)

Sagnac Speed Meter and ring resonators can be used as high precision instruments, but they are limited in their sensitivity through scattered light causing non-linear noise. Here, we experimentally demonstrate a technique called Tunable Coherence, where the long coherence length of the laser is broken in a controlled way, to suppress the coupling of scattered light in a Sagnac interferometer. We demonstrate a scattered light suppression of 24.2 dB in a Sagnac interferometer and discuss the experimental limitations. Further, we show an analytical discussion on how Tunable Coherence could be a fundamental solution to light scattering back from optical surfaces into the counter propagating beam, which is an issue particularly in ring resonators.

I. INTRODUCTION

Laser interferometers are used in a wide range of applications, one being ground-based gravitational wave detectors, which currently employ an enhanced Michelson interferometer layout. Since the first detection in 2015, now known as GW150914, by the advanced LIGO detectors [1], many more detections provided further insights in astrophysical and cosmological phenomena [1–4]. While the network of current detectors [5] consisting of the Advanced LIGO, Advanced Virgo [6], KAGRA [7] and GEO600 [8] are further improved and upgraded to increase sensitivities, the next generation of observatories like the Einstein Telescope [9] and Cosmic Explorer [10] are already being planned and will push the limits even further.

For these future observatories, Sagnac Speed Meters are a possible alternative topology [11–13] as they offer advantages for quantum noise reduction due to speed being a quantum non-demolition observable [11]. However, the Sagnac topology suffers in the same way from scattered light noise as the currently implemented Michelson topologies. Additionally, as it features two counter-propagating beams, another effect of light scattering from one propagation direction into the other, referred to as backscatter [14, 15], introduces even more phase noise and a power imbalance. This is especially problematic in the associated ring resonators [16–19] and also impacts other applications of Sagnac type topologies like gyroscopes [20–22]. While here the impact of backscatter is currently reduced through post-processing techniques, no general solution exists [23, 24].

Both backscatter and scattered light noise common to Sagnac and Michelson topologies are limiting factors for sensitivity, especially in the low-frequency regime. The latter is caused by light leaving the main interferometer beam in unintended ways before coupling back into the readout, picking up an additional path length and

time-dependent phase changes [25, 26]. Current gravitational wave detectors already employ different methods to reduce scattered light in different stages, including baffles [27], post-processing [28] and an adaptation of controls [29, 30]. However, for the sensitivity increases aimed for in future detectors, even a single scattered light photon will pose problems. The technique of *Tunable Coherence* [31] has been shown to work well in Michelson topologies and optical resonators [32] as a novel fundamental approach that could give some needed margin in dealing with scattered light. We demonstrate here that it is, in principle, also suitable for Sagnac topologies and could be a possible fundamental solution for backscattering.

II. THE CONCEPT OF TUNABLE COHERENCE

Tunable Coherence uses high speed phase-modulation using a pseudo-random-noise (PRN) sequence to carefully control the coherence of a laser. The imprinted phase modulation breaks the coherence and thus suppresses interference exceeding a certain relative path difference, effectively creating a pseudo-white-light interferometer [31, 33]. This minimal relative delay is given by the length of one of the chips that make up the binary modulation sequence [31]. Its corresponding optical path length is c/f_{PRN} , with c as the speed of light and f_{PRN} as the used modulation frequency. After this distance, the PRN-modulation on both beams is delayed relative to each other such that the auto-correlation function and, thus, interference becomes minimal.

Additionally, another new length is relevant, the repetition length of the used PRN-sequence, given by the number of chips n_{chips} in the sequence and their length d_{chip} . This so called recoherence-length d_{coh} thus equals

$$d_{\text{coh}} = n_{\text{chips}} \cdot d_{\text{chip}} = n_{\text{chips}} \cdot c/f_{\text{PRN}}. \quad (1)$$

As the used PRN-sequences repeat itself, coherence is restored for every integer multiple of this length.

In contrast to previous usage of PRN-sequences as input for phase-modulation like digitally enhanced interferometry [34], where the demodulation takes place in

^{*} leonie.eggert@uni-hamburg.de

[†] daniel.voigt@uni-hamburg.de

[‡] oliver.gerberding@uni-hamburg.de

digital post processing, here it is done optically by interfering delay-matched beams. Using a photodetector with bandwidth below the repetition frequency and then averaging over at least one full sequence per sample removes the PRN-modulation from the signal [32].

III. EXPERIMENTAL REALIZATION

In contrast to a Michelson topology, where one has to match both arms in length for Tunable Coherence to work, in a Sagnac topology this is inherently given as clockwise τ_{+c} and counter-clockwise τ_{-c} propagating beams are traveling the same path in opposite directions. However, as therefore the asymmetric port is also inherently dark, for the readout a balanced-homodyne-detector (BHD) is used such that now the local oscillator (LO) needs to be delay-matched. One way is to use the symmetric port as LO which would have the benefit of having traveled nearly the same total path as the asymmetric output. However, this could allow scattered light to interfere with itself traveling via the two matched paths into the readout respectively. The more reliable approach therefore is to pick off the light for the LO before the interferometer.

A. Setup

For implementing Tunable Coherence, the light from a non-planar ring-oscillator (NPRO) laser¹, which was not additionally stabilized in amplitude or frequency, was sent into a fiber-coupled waveguide electro-optical modulator² (EOM) with a bandwidth of 20 GHz. This EOM was driven by a binary PRN-sequence stored on a field-programmable-gate-array (FPGA) and transmitted using an onboard GTX-transceiver at $f_{\text{PRN}} = 1$ GHz. For this sequence, maximum-length sequences (m-sequences) were used which were generated by a linear-feedback-shift-register (LFSR) following [35] and had lengths between 7 and 2047 chips.

The setup used for the tabletop experiment then consisted of a Sagnac interferometer with a circumference of around 343 cm. As any rotational effects picked up by the interferometer would have been outside of the measurement bandwidth, a regular Sagnac instead of a zero-area was used for simplicity.

One of the mirrors inside the interferometer was piezo-actuated to inject a simulated signal into the interferometer at f_{gw} . To create scattered light noise, light was picked off the counter-clockwise τ_{-c} propagating beam with a low power-reflectivity mirror ($R \approx 0.2$) and coupled into the clockwise τ_{+c} propagating beam via the

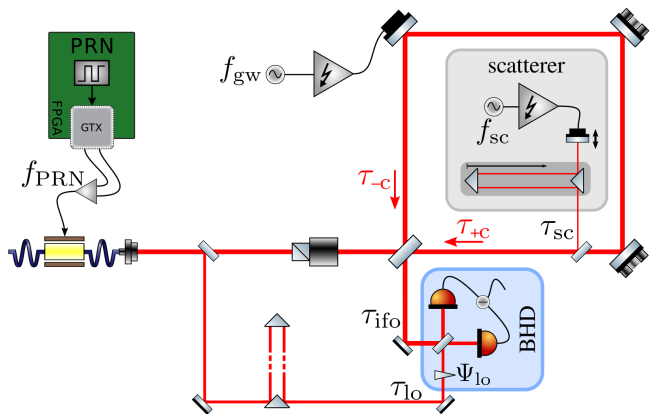


FIG. 1: Sketch of the experimental setup with the laser being PRN-modulated by a fiber-coupled EOM at f_{mod} and the Sagnac interferometer including the balanced homodyne readout. One of the mirrors in the interferometer was used to actuate the phase of the beams and through this inject a signal. Some light from the counter-clockwise propagating beam was reflected out and coupled back into the clockwise propagating beam after being reflected from another actuated mirror and going through an optical delay line. From this, the scattered light picks up an additional delay τ_{sc} relative to the delays τ_{+c} and τ_{-c} . This sketch was created using the Component Library by Alexander Franzen, licensed under CC BY-NC 3.0.

same mirror. The scattered light beam was actuated by a second piezo-actuated mirror and the delay τ_{sc} relative to the interferometer beams could be adjusted with an optical delay line. In order to demonstrate the remaining coherence length introduced by Tunable Coherence, the position was chosen such that τ_{sc} could be varied between 0 cm and 50 cm which exceeds the theoretical estimate for 1 GHz PRN-frequency given by $d_{\text{chip}} = c/f_{\text{PRN}} \approx 30$ cm with the speed of light c . The location for the injection of the simulated signal f_{gw} can be chosen at random in the interferometer, as the positioning does not change the relative delay between the interfering main beams and the signal is therefore not influenced by the PRN modulation.

To read out the interferometer signal a BHD at the asymmetric port was used. For the local oscillator (LO) part of the light was picked off before the interferometer and delay matched to the beam coming from the interferometer. Another piezo-actuated mirror was used to lock the phase of the LO for the interferometer readout. The optimal driving voltage for the EOM was determined by optimizing the suppression of the injected scattered light tone in a live spectrum view. The layout of the setup can be found in Figure 1.

The control loop for locking the LO phase had a corner frequency of around 5.5 kHz such that it was effectively free-floating in the measurement range around 170 kHz. This range was chosen to be limited by residual laser

¹ Coherent Mephisto 500

² iXblue Photonics: NIR-MPX-LN-20

amplitude noise only. Two signals were injected at piezo-resonances, one with the piezo-actuated mirror directly inside the interferometer at $f_{\text{gw}} = 172.4 \text{ kHz}$ and one to modulate the scattered light phase at $f_{\text{sc}} = 170 \text{ kHz}$. As these resonances were not strong enough to modulate through a full fringe, the scattered light coupling is dependent on the DC-phase due to the non-linear coupling. As this DC-phase in turn slowly fluctuates, the piezo-actuator was ramped through several fringes during the time of each measurement to guarantee that a measured timeseries always contained the strongest possible coupling. This allowed for comparison between asynchronously recorded data.

B. Results

Data was recorded in time series of two seconds sampled at 2 MHz for the shorter sequences. For the longer sequences of 511 chips and more the sampling frequencies had to be reduced accordingly, to ensure each sample averaged over at least one full PRN-sequence, thus time series of four and eight second were recorded respectively to keep the amount of samples for each time series constant. This also gives an upper limit for measurable frequencies when using Tunable Coherence. As the bandwidth of the photo diodes is limited by the sequences repetition rate (typically above 500 kHz in our experiments). Using bandwidth between this rate and f_{PRN} is unfeasible due to introduced artifacts [36] while exceeding f_{PRN} is assumed to neglect the effects of the PRN modulation. Thus we limit our experiments to frequencies below the sequence repetition rate.

For each data point, a time series with PRN-modulation and one without it was recorded. This data was used to compute spectra using Welch's method with a Blackman-Harris window and 50% overlap. The measured suppression was then taken as the improvement of the signal to noise ratio (SNR) between the two measurements for each data point. This SNR was calculated as the ratio between the signal peak at $f_{\text{gw}} = 172.4 \text{ kHz}$ and the scatter peak at $f_{\text{sc}} = 170 \text{ kHz}$.

Besides the reduction in scatter amplitude in those spectra, we also observed a small, relatively static reduction in the amplitude of the simulated signal across all measurements. We assume this comes from a slight delay mismatch between the LO and signal field at the BHD but was not further investigated. Such an amplitude reduction was not found for previous experiments using a Michelson interferometer [32].

In the setup, two different types of measurements were done: one where the length of the PRN-sequence was changed and one where the relative delay τ_{sc} of the scattered light was changed through the delay line positioned in the scattered light path.

For the varied relative delay we show the results in Figure 2a for the 7 and 255 chips long sequences. While the shorter sequence follows the estimate quite well and

levels off around the maximum possible suppression for this sequence after exceeding the length of one chip, the longer sequence exhibits a slightly slower increase in suppression over longer delays than expected. It further levels off before reaching maximum suppression, the main reason here however is the experimental limitation for creating stronger scattered light tones.

Looking at the results for the sequence length dependence of the suppression in figure 2b, the expected dependence is visible for the first three sequence lengths, before the suppression saturates. The maximal achieved suppression in this setup is 24.2 dB for the 1023 chips long sequence. While the early saturation is partly caused by the experimental limitations in the strength of the injected scattered light tone, all measurements clearly show some residual scattered light.

C. Discussion

These results show that Tunable Coherence can suppress scattered light in a simple Sagnac Speed Meter topology. However, while encouraging, the data also opens some questions. It is not fully understood why the residual scattered light cannot be fully suppressed in this setup. Limiting for the suppression are imperfections in the PRN-modulation, e.g. only if the modulation depth is exactly 180° or π , the full potential can be reached. As there is currently no control scheme implemented to guarantee this, this might be a limiting factor in our setup. We experienced the same problem in a Michelson setup, however only for suppression levels around 40 dB [32]. Further, we cannot fully exclude some electronic crosstalk in the high voltage amplifier used to drive the piezos as the signal strength needed to create a significant scattered light tone was stronger than in previous setups.

While the limit in injected scattered light prohibits a clear observation of the relation between relative delay of the scattered light and achieved suppression, a trend is visible that we also observed in other topologies [32]. Especially for longer sequences a strong suppression is only reached after longer delays than estimated. As the main reason for this behavior we identify the limited bandwidth of our modulation setup, meaning the switching between chips in the PRN-sequence is not instant but has a finite rise- or fall-time, leading to a non-rectangular shape of the modulation, as observed in other experiments using GHz PRN modulations [37]. This degrades the auto-correlation-function of the sequence, limiting suppression close to the length of one chip. Generalizing this, positions at which scattered light couples back into the interferometer with a relative delay falling into this length d_{chip} need to be avoided as Tunable Coherence has limited to no effect in these positions.

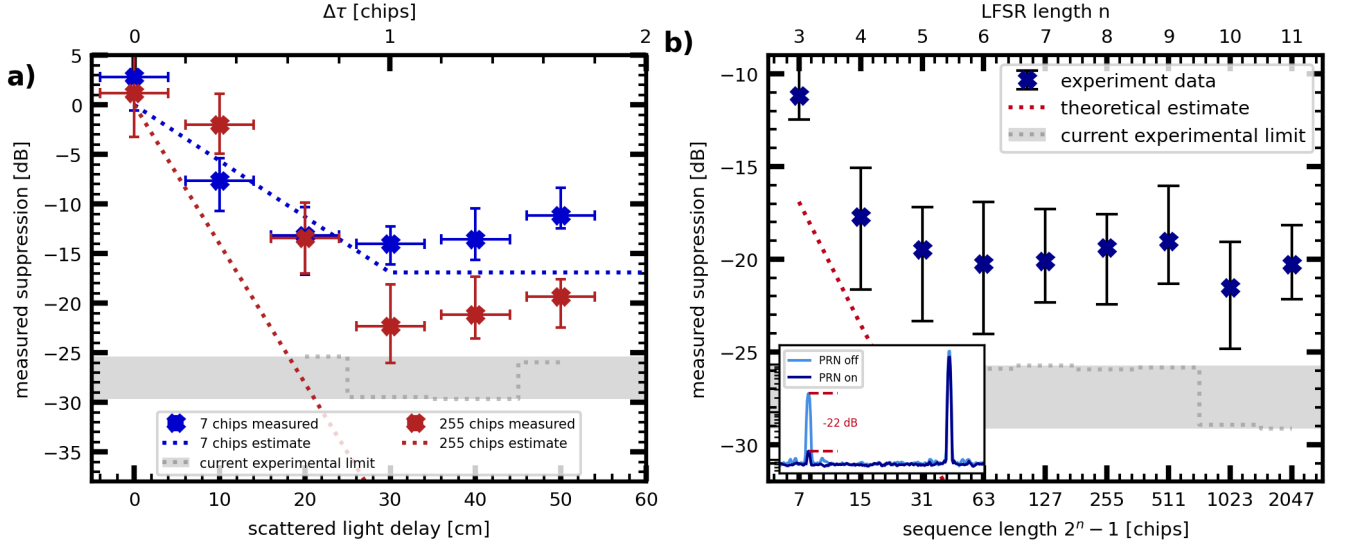


FIG. 2: Measured suppression of the scattered light depending on (a) the delay of the scattered light relative to the interferometer beam and (b) the PRN-sequence length

Figure (a) shows the achieved scattered light signal suppression using 7 and 255 chip long PRN-sequences for different scattered light delays between 0 cm and 50 cm compared to the theoretical expectation and current experimental limit within the setup.

Figure (b) shows the achieved suppression of the scattered light signal compared to the theoretical expectation and our current experimental limit within the setup for PRN-sequence lengths between 7 and 2047 chips.

IV. SUPPRESSION OF BACKSCATTER IN RING-LIKE TOPOLOGIES

Tunable coherence can also be used to suppress the light backscattering from optical surfaces directly into the counter-propagating beam. As the back-scattered light and the counter-propagating beam pick up different phases inside the interferometer, this light can be a limiting factor in a Sagnac Speed Meter introducing a power offset and scattered light noise [14, 15]. This can be especially an issue in ring-cavities due to the high power and number of round-trips.

To analyze the effect of Tunable Coherence on backscatter, the delay difference between the two beams in the setup in relation to the PRN-sequence at a point of possible backscatter is used. Starting with the analysis of ring-cavities, a general requirement for the use of cavities with Tunable Coherence is the matching of the cavities roundtrip length to an integer multiple n of the sequence's recoherence length $d_{\text{coh}} = c \cdot t_{\text{seq}}$ [31, 32] with $t_{\text{seq}} = n_{\text{chips}}/f_{\text{PRN}}$:

$$\sum_i \tau_{\text{cav},i} = n \cdot t_{\text{seq}} = n \cdot d_{\text{coh}}/c. \quad (2)$$

A sketch of the setup with all variables included can be found in Figure 3a. For all delays integer multiples of the recoherence length are omitted as they would be the same in regards to Tunable Coherence.

To suppress back-scattered light, the two counter-propagating beams have to be mismatched in the delay between each other at surfaces where backscatter can occur. For the input mirror this means

$$\tau_{\text{in},+c} \neq \tau_{\text{in},-c} \quad (3)$$

as a round trip in the cavity does not change the relative delay due to the matching of the cavity to an integer multiple of the sequence length. From this, we get for the central Sagnac interferometer

$$\tau_{\text{ifo},a} \neq \tau_{\text{ifo},b} + \tau_{\text{ifo},c} + \tau_{\text{ifo},d} \quad (4)$$

or for the input in the other ring-cavity

$$\tau_{\text{ifo},d} \neq \tau_{\text{ifo},a} + \tau_{\text{ifo},b} + \tau_{\text{ifo},c} \quad (5)$$

From here on only one ring-cavity (shown in Figure 3b) will be considered, as the requirements for the other follow analogous. To suppress backscatter at the two mirrors inside the cavity, the following requirements have to be met:

$$\tau_{\text{in},+c} + \tau_{\text{cav},1} \neq \tau_{\text{in},-c} + \tau_{\text{cav},3} + \tau_{\text{cav},2} \quad (6)$$

for the mirror M1 where the blue arrows meet in Figure 3b and

$$\tau_{\text{in},-c} + \tau_{\text{cav},3} \neq \tau_{\text{in},+c} + \tau_{\text{cav},1} + \tau_{\text{cav},2} \quad (7)$$

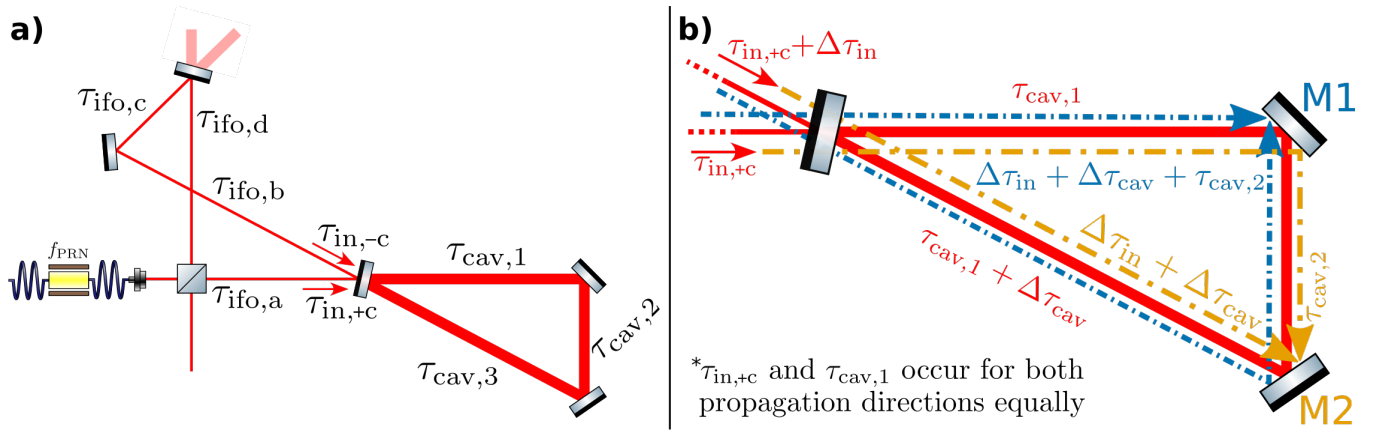


FIG. 3: Sketches for the analytic backscatter discussion. In Figure (a) the designation for the variables is shown in a Sagnac Speed Meter with ring cavities. The second ring cavity is omitted, as it is analogous to the first.

In (b) the needed relative delay between the two counter-propagating beams at the mirrors in a ring-cavity is visualized. The two counter-propagating beams meeting at a mirror (M1 or M2) accumulate delays before meeting, all common delays ($\tau_{\text{in},c+}$ and $\tau_{\text{cav},1}$) are omitted as they cancel when looking at the relative delay between the two beams. In red the new defined delays taking into account intentional mismatches in the central Sagnac and cavity. This sketch was created using the Component Library by Alexander Franzen, licensed under CC BY-NC 3.0.

for the mirror M2 where the orange arrows meet. The difference in delay at the input mirror can be written as $\tau_{\text{in},-c} - \tau_{\text{in},+c} = \Delta\tau_{\text{in}}$ such that

$$\tau_{\text{cav},1} \neq \Delta\tau_{\text{in}} + \tau_{\text{cav},3} + \tau_{\text{cav},2} \quad (8)$$

$$\Delta\tau_{\text{in}} + \tau_{\text{cav},3} \neq \tau_{\text{cav},1} + \tau_{\text{cav},2} \quad (9)$$

By defining the difference between the two cavity beams reaching the input mirror as $\Delta\tau_{\text{cav}} = \tau_{\text{cav},3} - \tau_{\text{cav},1}$, where $\Delta\tau_{\text{cav}} = 0$ is possible, this becomes

$$n \cdot t_{\text{seq}} \neq \Delta\tau_{\text{in}} + \Delta\tau_{\text{cav}} + \tau_{\text{cav},2} \quad (10)$$

$$n \cdot t_{\text{seq}} \neq \Delta\tau_{\text{in}} + \Delta\tau_{\text{cav}} - \tau_{\text{cav},2} \quad (11)$$

with $n \in \mathbb{N}_0$ as any integer repetition of the sequence is regarded as zero relative delay.

Finally, with the total difference in delay $\Delta\tau_{\text{in}} + \Delta\tau_{\text{cav}} = \Delta\tau$, the restriction comes down to

$$n \cdot t_{\text{seq}} \neq |\Delta\tau - \tau_{\text{cav},2}|. \quad (12)$$

The calculations are visualized in Figure 3b in detail where for both mirrors the two counter-propagating beams are shown with their difference in relative delay. Delays both beams accumulate, like $\tau_{\text{in},+c}$ and $\tau_{\text{cav},1}$, are omitted.

This shows the possibility to achieve a mismatch in delay at the cavity mirrors, which in turn shows backscatter can in principle be suppressed with Tunable Coherence due to its capability to suppress interference with unequal relative delays. For this to be possible the distance between the two mirrors in the cavity cannot compensate the intended mismatches between the cavity mirrors and inside the central interferometer. Using the same approach, the restriction on ring-cavities with more mirrors could be found, as well as the restriction on mirror

placement in the central Sagnac interferometer by using a relative input delay of $\Delta\tau_{\text{in}} = 0$ and the delays $\tau_{\text{ifo},i}$. The analysis can be extended further to other ring resonator configurations and include also optics and reflections external to the actual resonators, for example in the readout path.

Like regular scattered light, backscatter faces strongly reduced coherence for delay mismatches exceeding the chip-length d_{chip} of the PRN-modulation and is thus suppressed. While this will also apply to power fluctuations stemming from interference of backscattered light, it cannot tackle the power imbalance due to loss of power in one propagation direction, as only the phase noise is suppressed.

V. CONCLUSION

The results shown in Figure 2a and 2b are promising for using Tunable Coherence to suppress scattered light in Sagnac interferometers, showing about one order of magnitude in suppression, despite being limited by the experimental setup. The effectiveness of Tunable Coherence was successfully demonstrated in a Michelson topology before [32]. As we now also present promising results in a Sagnac topology, Tunable Coherence might also be interesting for Sagnac Speed Meters, as well as sloshing or EPR speed meter topologies, which could be possible alternatives for currently Michelson based gravitational wave detectors [12, 38, 39]. According to an analytical inspection, Tunable Coherence also seems able to reduce the influence of phase noise due to backscatter in Sagnac Speed Meters and ring-resonator. Thereby placing some effective restrictions driven by the recoherence length of

the PRN modulation on the positioning of the mirrors. As this only reduces the phase noise, there is no change to the power imbalance resulting from backscatter. Therefore Tunable Coherence could be a more fundamental solution for reducing the phase noise due to backscatter in gyroscopes [20] and other uses of ring-resonators, instead

of removing it during post-processing [23].

ACKNOWLEDGMENTS

This research was funded by the Deutsche Forschungsgemeinschaft (DFG, German Research Foundation) under Germany's Excellence Strategy—EXC 2121 “Quantum Universe”—390833306.

-
- [1] LIGO Scientific Collaboration and Virgo Collaboration et al. Observation of Gravitational Waves from a Binary Black Hole Merger. *Physical Review Letters*, 116(6):061102, February 2016. doi:10.1103/PhysRevLett.116.061102. URL <https://link.aps.org/doi/10.1103/PhysRevLett.116.061102>.
- [2] LIGO Scientific Collaboration and Virgo Collaboration et al. GW170817: Observation of Gravitational Waves from a Binary Neutron Star Inspiral. *Physical Review Letters*, 119(16):161101, October 2017. doi:10.1103/PhysRevLett.119.161101. URL <https://link.aps.org/doi/10.1103/PhysRevLett.119.161101>.
- [3] R. Abbott, T. D. Abbott, F. Acernese, et al. Search for intermediate-mass black hole binaries in the third observing run of Advanced LIGO and Advanced Virgo. *A&A*, November 2021. ISSN 0004-6361, 1432-0746. doi:10.1051/0004-6361/202141452. URL <https://www.aanda.org/articles/aa/abs/forth/aa41452-21/aa41452-21.html>.
- [4] Daniel Kasen, Brian Metzger, Jennifer Barnes, Eliot Quataert, and Enrico Ramirez-Ruiz. Origin of the heavy elements in binary neutron-star mergers from a gravitational-wave event. *Nature*, 551(7678):80–84, 2017. ISSN 14764687. doi:10.1038/nature24453.
- [5] The LIGO Scientific Collaboration, the Virgo Collaboration, et al. The basic physics of the binary black hole merger GW150914. *Annalen der Physik*, 529(1-2):1600209, January 2017. ISSN 0003-3804, 1521-3889. doi:10.1002/andp.201600209. URL <http://arxiv.org/abs/1608.01940>.
- [6] F. Acernese, M. Agathos, K. Agatsuma, D. Aisa, N. Allemandou, A. Allocca, J. Amarni, P. Astone, G. Balestri, G. Ballardín, et al. Advanced Virgo: A 2nd generation interferometric gravitational wave detector. *Classical and Quantum Gravity*, 32(2):024001, January 2015. ISSN 0264-9381, 1361-6382. doi:10.1088/0264-9381/32/2/024001. URL <http://arxiv.org/abs/1408.3978>.
- [7] T Akutsu, M Ando, K Arai, Y Arai, S Araki, A Araya, N Aritomi, Y Aso, S Bae, Y Bae, et al. Overview of KAGRA: Detector design and construction history. *Progress of Theoretical and Experimental Physics*, 2021(5):05A101, May 2021. ISSN 2050-3911. doi:10.1093/ptep/ptaa125. URL <https://doi.org/10.1093/ptep/ptaa125>.
- [8] Harald Lück, Christoph Affeldt, Jerome Degallaix, Andreas Freise, Hartmut Grote, Martin Hewitson, Stefan Hild, Jonathan Leong, Mirko Prijatelj, Kenneth A. Strain, et al. The upgrade of GEO600. *Journal of Physics: Conference Series*, 228:012012, May 2010. ISSN 1742-6596. doi:10.1088/1742-6596/228/1/012012. URL <http://arxiv.org/abs/1004.0339>.
- [9] M. Punturo, M. Abernathy, F. Acernese, B. Allen, N. Andersson, K. Arun, F. Barone, B. Barr, M. Barsuglia, M. Beker, et al. The Einstein Telescope: A third-generation gravitational wave observatory. *Classical and Quantum Gravity*, 27(19):194002, September 2010. ISSN 0264-9381. doi:10.1088/0264-9381/27/19/194002. URL <https://dx.doi.org/10.1088/0264-9381/27/19/194002>.
- [10] David Reitze, Rana X. Adhikari, Stefan Ballmer, Barry Barish, Lisa Barsotti, GariLynn Billingsley, Duncan A. Brown, Yanbei Chen, Dennis Coyne, Robert Eisenstein, et al. Cosmic Explorer: The U.S. Contribution to Gravitational-Wave Astronomy beyond LIGO, July 2019. URL <http://arxiv.org/abs/1907.04833>.
- [11] Yanbei Chen. Sagnac interferometer as a speed-meter-type, quantum-nondemolition gravitational-wave detector. *Physical Review D*, 67(12):122004, June 2003. doi:10.1103/PhysRevD.67.122004. URL <https://link.aps.org/doi/10.1103/PhysRevD.67.122004>.
- [12] Patricia Purdue and Yanbei Chen. Practical speed meter designs for quantum nondemolition gravitational-wave interferometers. *Physical Review D*, 66(12):122004, December 2002. doi:10.1103/PhysRevD.66.122004. URL <https://link.aps.org/doi/10.1103/PhysRevD.66.122004>.
- [13] Mengyao Wang, Charlotte Bond, Daniel Brown, Frank Brückner, Ludovico Carbone, Rebecca Palmer, and Andreas Freise. Realistic polarizing Sagnac topology with DC readout for the Einstein Telescope. *Physical Review D*, 87(9):096008, May 2013. ISSN 1550-7998, 1550-2368. doi:10.1103/PhysRevD.87.096008. URL <https://link.aps.org/doi/10.1103/PhysRevD.87.096008>.
- [14] Teng Zhang. *Advanced Techniques for Future Generation Gravitational Wave Detectors*. PhD thesis, University of Glasgow, July 2019. URL <https://theses.gla.ac.uk/75096/1/2019ZhangPhD.pdf>.
- [15] Daniela Pascucci. *On Optics Surface Imperfections and Their Effects on the Sensitivity of Speed Meters*. PhD thesis, University of Glasgow, November 2018. URL <https://theses.gla.ac.uk/40989/>.
- [16] Francesco Giovinetti, Carlo Altucci, Francesco Bajardi, Andrea Basti, Nicolò Beverini, Salvatore Capozziello, Giorgio Carelli, Simone Castellano, Donatella Ciampini, Giuseppe Di Somma, et al. GINGERINO: A high sensitivity ring laser gyroscope for fundamental and quantum physics investigation. *Frontiers in Quan-*

- tum Science and Technology*, 3, February 2024. ISSN 2813-2181. doi:10.3389/frqst.2024.1363409. URL <https://www.frontiersin.org/journals/quantum-science-and-technology/articles/10.3389/frqst.2024.1363409/full>.
- [17] Kui Liu, Fenglei Zhang, Zongyang Li, Xiaohua Feng, Ke Li, Yuanbo Du, Karl Ulrich Schreiber, Zehuang Lu, and Jie Zhang. Noise Analysis of a Passive Resonant Laser Gyroscope. *Sensors*, 20(18):5369, January 2020. ISSN 1424-8220. doi:10.3390/s20185369. URL <https://www.mdpi.com/1424-8220/20/18/5369>.
- [18] Angela D. V. Di Virgilio, Francesco Bajardi, Andrea Basti, Nicolò Beverini, Giorgio Carelli, Donatella Ciampini, Giuseppe Di Somma, Francesco Fuso, Enrico Maccioni, Paolo Marsili, Antonello Ortolan, Alberto Porzio, and David Vitali. Noise Level of a Ring Laser Gyroscope in the Femto-Rad/s Range. *Physical Review Letters*, 133(1):013601, July 2024. doi:10.1103/PhysRevLett.133.013601. URL <https://link.aps.org/doi/10.1103/PhysRevLett.133.013601>.
- [19] E. Maccioni, N. Beverini, G. Carelli, G. Di Somma, A. Di Virgilio, and P. Marsili. High sensitivity tool for geophysical applications: A geometrically locked ring laser gyroscope. *Applied Optics*, 61(31):9256–9261, November 2022. ISSN 2155-3165. doi:10.1364/AO.469834. URL <https://opg.optica.org/ao/abstract.cfm?uri=ao-61-31-9256>.
- [20] Heiner Igel, Karl Ulrich Schreiber, André Gebauer, Felix Bernauer, Sven Egdorf, Andrea Simonelli, Chin-Jen Lin, Joachim Wassermann, Stefanie Donner, Céline Hadziioannou, et al. ROMY: a multicomponent ring laser for geodesy and geophysics. *Geophysical Journal International*, 225(1):684–698, 01 2021. ISSN 0956-540X. doi:10.1093/gji/ggaa614. URL <https://doi.org/10.1093/gji/ggaa614>.
- [21] William Z Korth, Alastair Heptonstall, Evan D. Hall, Koji Arai, Eric K. Gustafson, and Rana X. Adhikari. Passive, free-space heterodyne laser gyroscope. *Classical and Quantum Gravity*, 33, 2015. URL <https://api.semanticscholar.org/CorpusID:28862733>.
- [22] K. Ulrich Schreiber, Jan Kodet, Urs Hugentobler, Thomas Klügel, and Jon-Paul R. Wells. Variations in the Earth’s rotation rate measured with a ring laser interferometer. *Nat. Photon.*, 17(12):1054–1058, December 2023. ISSN 1749-4893. doi:10.1038/s41566-023-01286-x. URL <https://www.nature.com/articles/s41566-023-01286-x>.
- [23] Robert B. Hurst, Nishanthan Rabeendran, K. Ulrich Schreiber, and Jon-Paul R. Wells. Correction of backscatter-induced systematic errors in ring laser gyroscopes. *Applied Optics*, 53(31):7610–7618, November 2014. ISSN 2155-3165. doi:10.1364/AO.53.007610. URL <https://opg.optica.org/ao/abstract.cfm?uri=ao-53-31-7610>.
- [24] E. A. Petrukhin, I. N. Khokhlov, and N. I. Khokhlov. Correlation relationship between the dissipative and conservative backscattering components in the ring resonator of a laser gyroscope. *Quantum Electronics*, 51(4):359, April 2021. ISSN 1063-7818. doi:10.1070/QEL17466. URL <https://iopscience.iop.org/article/10.1070/QEL17466/meta>.
- [25] Jean-Yves Vinet, Violette Brisson, Stefano Braccini, Isidoro Ferrante, Laurent Pinard, François Bondu, and Eric Tournié. Scattered light noise in gravitational wave interferometric detectors: A statistical approach. *Physical Review D*, 56(10):6085–6095, November 1997. doi:10.1103/PhysRevD.56.6085. URL <https://link.aps.org/doi/10.1103/PhysRevD.56.6085>.
- [26] David J. Ottaway, Peter Fritschel, and Samuel J. Waldman. Impact of upconverted scattered light on advanced interferometric gravitational wave detectors. *Optics Express*, 20(8):8329–8336, April 2012. ISSN 1094-4087. doi:10.1364/OE.20.008329. URL <https://opg.optica.org/oe/abstract.cfm?uri=oe-20-8-8329>.
- [27] M. Andrés-Carcasona, A. Macquet, M. Martínez, Ll M. Mir, and H. Yamamoto. Study of scattered light in the main arms of the Einstein Telescope gravitational wave detector, July 2023. URL <http://arxiv.org/abs/2307.14104>.
- [28] S. Soni, C. Austin, A. Effler, R. M. S. Schofield, G. González, V. V. Frolov, J. C. Driggers, A. Pele, A. L. Urban, G. Valdes, et al. Reducing scattered light in LIGO’s third observing run. *Classical and Quantum Gravity*, 38(2):025016, December 2020. ISSN 0264-9381. doi:10.1088/1361-6382/abc906. URL <https://dx.doi.org/10.1088/1361-6382/abc906>.
- [29] Siddharth Soni, Jane Glanzer, Anamaria Effler, Valera Frolov, Gabriela González, Arnaud Pele, and Robert Schofield. Modeling and reduction of high frequency scatter noise at ligo livingston. *Classical and Quantum Gravity*, 41(13):135015, June 2024. ISSN 1361-6382. doi:10.1088/1361-6382/ad494a. URL <http://dx.doi.org/10.1088/1361-6382/ad494a>.
- [30] James Lough, Emil Schreiber, Fabio Bergamin, Hartmut Grote, Moritz Mehmet, Henning Vahlbruch, Christoph Affeldt, Marc Brinkmann, Aparna Bisht, Volker Kringel, Harald Lück, Nikhil Mukund, Severin Nadji, Borja Sorazu, Kenneth Strain, Michael Weinert, and Karsten Danzmann. First Demonstration of 6 dB Quantum Noise Reduction in a Kilometer Scale Gravitational Wave Observatory. *Physical Review Letters*, 126(4):041102, January 2021. doi:10.1103/PhysRevLett.126.041102. URL <https://link.aps.org/doi/10.1103/PhysRevLett.126.041102>.
- [31] Daniel Voigt, André Lohde, and Oliver Gerberding. Simulating tunable coherence for scattered light suppression in laser-interferometric gravitational wave detectors. *Applied Physics Letters*, 123(2):021106, July 2023. ISSN 0003-6951. doi:10.1063/5.0148790. URL <https://doi.org/10.1063/5.0148790>.
- [32] Daniel Voigt, Leonie Eggers, Katharina-Sofie Isleif, Sina M. Koehlenbeck, Melanie Ast, and Oliver Gerberding. Tunable coherence laser interferometry: demonstrating 40db of straylight suppression and compatibility with resonant optical cavities. 2025. URL <https://arxiv.org/abs/2501.11528>.
- [33] L. Schnupp, W. Winkler, K. Maischberger, A. Rudiger, and R. Schilling. Reduction of noise due to scattered light in gravitational wave antennae by modulating the phase of the laser light. *Journal of Physics E: Scientific Instruments*, 18(6):482, June 1985. ISSN 0022-3735. doi:10.1088/0022-3735/18/6/005. URL <https://dx.doi.org/10.1088/0022-3735/18/6/005>.
- [34] Daniel A Shaddock. Digitally enhanced heterodyne interferometry. *Optics letters*, 32(22):3355–3357, 2007.
- [35] Peter Alfke. Efficient Shift Registers, LFSR Counters, and Long Pseudo-Random Sequence Generators, July 1996. URL <https://www.xilinx.com/support/>

- documentation/application_notes/xapp052.pdf.
- [36] Paul G. Sibley, Robert L. Ward, Lyle E. Roberts, Samuel P. Francis, and Daniel A. Shaddock. Crosstalk reduction for multi-channel optical phase metrology. *Optics Express*, 28(7):10400, March 2020. ISSN 1094-4087. doi:10.1364/OE.388381.
- [37] Katharina-S Isleif, Oliver Gerberding, Sina Köhlenbeck, Andrew Sutton, Benjamin Sheard, Stefan Gossler, Daniel Shaddock, Gerhard Heinzl, and Karsten Danzmann. Highspeed multiplexed heterodyne interferometry. *Optics express*, 22(20):24689–24696, 2014. doi:10.1364/OE.22.024689. URL <http://www.opticsinfobase.org/oe/fulltext.cfm?uri=oe-22-20-24689&id=301865>.
- [38] E. Knyazev, S. Danilishin, S. Hild, and F. Ya. Khalili. Speedmeter scheme for gravitational-wave detectors based on EPR quantum entanglement. *Physics Letters A*, 382(33):2219–2225, August 2018. ISSN 0375-9601. doi:10.1016/j.physleta.2017.10.009. URL <https://www.sciencedirect.com/science/article/pii/S0375960117302888>.
- [39] Stefan L. Danilishin, Farid Ya. Khalili, and Haixing Miao. Advanced quantum techniques for future gravitational-wave detectors. *Living Reviews in Relativity*, 22(1):2, April 2019. ISSN 1433-8351. doi:10.1007/s41114-019-0018-y. URL <https://doi.org/10.1007/s41114-019-0018-y>.