

GENERALIZATIONS OF THE M&M GAME

SNEHESH DAS, EVAN LI, STEVEN J. MILLER, ANDREW MOU, GEREMIAS POLANCO, WANG XIAOCHEN, APRIL YANG, CHRIS YAO

ABSTRACT. The M&M Game was created to help young kids explore probability by modeling a response to the question: *If two people are born on the same day, will they die on the same day?* Each player starts with a fixed number of M&M's and a fair coin; a turn consists of players simultaneously tossing their coin and eating an M&M only if the toss is a head, with a person “dying” when they have eaten their stash. The probability of a tie can naturally be written as an infinite sum of binomial products, and can be reformulated into a finite calculation using memoryless processes, recursion theory, or graph-theoretic techniques, highlighting its value as an educational game. We analyze several extensions, such as tossing multiple coins with varying probabilities and evolving probability distributions for coin flips. We derive formulas for the expected length of the game and the probability of a tie by modeling the number of rounds as a sum of geometric waiting times.

CONTENTS

1. Introduction	2
2. Expected Number of Turns of the M&M Game	5
3. Multiple Coins with Different Values	6
4. Evolving Coin Probabilities: an Exponential Distribution	10
4.1. Simulation Results	10
4.2. Proposed Model: Gompertz Curve Fit	11
4.3. Impact of λ	12
5. Conclusion and Future Work	13
6. Acknowledgments	13
Appendix A. Code for the expected number of turns	14
Appendix B. Code for the Several Coins Game	14
Appendix C. Code for Evolving Coin Probabilities	17
References	18

Date: February 12, 2025.

2020 Mathematics Subject Classification. 60C05.

Key words and phrases. M&M Game, Exponential Distribution, Gompertz Curve.

This work was completed during the 2024 Polymath Jr. REU program. It was supported in part by NSF Grant DMS2341670.

1. INTRODUCTION

The M&M Game arose from attempts to model life expectancy in response to the following question asked by Cameron Miller and Kayla Miller (4 and 2 at the time) and answered that afternoon with their father, Steven Miller, who happened to have a bag of M&M's on him: *If two people are born on the same day, do they die on the same day?* Later, they and Badinski, Huffaker, McCue, and Stone [BHM⁺17] explored several different approaches to analyze the game, whose rules are as follows.

Two people start with some numbers of M&M's, and on every turn they each flip a fair coin simultaneously, eating an M&M if and only if a head is tossed. The players continue tossing coins until at least one player runs out of M&M's, and the player (if any) who has not run out of M&M's wins.

Before discussing our results, we quickly summarize earlier work. The probability of a tie represents the probability that two people born on the same day die on the same day. Using this framework for the M&M Game, the authors in [BHM⁺17] proved the following theorem.

Theorem 1.1. *The probability the M&M Game ends in a tie with two people using fair coins and starting with k M&M's is*

$$\begin{aligned} \mathbb{P}(\text{tie}) &= \sum_{n=k}^{\infty} \binom{n-1}{k-1} \left(\frac{1}{2}\right)^{n-1} \frac{1}{2} \cdot \binom{n-1}{k-1} \left(\frac{1}{2}\right)^{n-1} \frac{1}{2} \\ &= \sum_{n=k}^{\infty} \binom{n-1}{k-1}^2 \left(\frac{1}{2}\right)^{2n}. \end{aligned}$$

We give the unsimplified expression first, as it highlights the combinatorics behind the proof. On each turn, one of four equally likely events can happen: they both eat, just the first player eats, just the second eats, or neither eats. Because each player starts with k M&M's, the number of turns must be at least k . To end after n tosses, each person must have exactly $k-1$ heads in their first $n-1$ tosses, followed by a head on their n^{th} .

While the above formula gives the probability of a tie, it requires an infinite sum of products of binomial coefficients. Elementary calculations show the series converges exponentially fast, however, it is desirable to find a finite calculation, which also has the advantage of yielding an exact answer. In [BHM⁺17] the analysis is greatly simplified by noting that the game is a memoryless process; the probability of a tie depends only on the configuration and not on how many turns it took to reach it. Thus, we may ignore all turns with both coins landing on tails and treat the game as having three equally likely outcomes in each round, as follows:

- Both players eat an M&M.
- Only Player 1 eats an M&M.
- Only Player 2 eats an M&M.

Each of these events occurs with a probability of $1/3$, yielding the following result from [BHM⁺17].

Theorem 1.2. *The probability the M&M Game ends in a tie with two people using fair coins and starting with k M&M's is*

$$\mathbb{P}(\text{tie}) = \sum_{n=0}^{k-1} \binom{2k-n-2}{n} \binom{2k-2n-2}{k-n-1} \left(\frac{1}{3}\right)^{2k-n-1}.$$

We plot these probabilities in Figure 1.

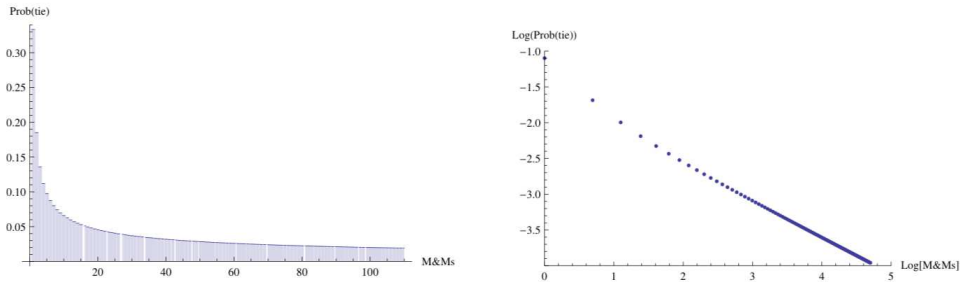


FIGURE 1. Probability of a tie for varying k values.

The authors estimated the probability of a tie by finding the best-fit line to the logarithm of the probability against the logarithm of the number of terms. As it takes some time for the limiting behavior to set in, they constructed the line by looking at $50 \leq k \leq 110$, and found tremendous accuracy (the difference between the estimation and the probability is about .0002 when k equals 100,000!):

$$\log(\mathbb{P}(\text{Tie})) = -1.42022 - 0.545568 \log(k) \quad \text{or} \quad \mathbb{P}(\text{Tie}) \approx \frac{0.2412}{k^{0.5456}} \quad (1.1)$$

Many natural questions arise:

- (1) What is the probability of a tie for multiple players?
- (2) How is the probability of a tie affected if the coin is not fair?
- (3) If we toss several coins where instead of either eating one M&M or not eating at all, now we could eat or gain several M&M's, what is the probability of a tie?
- (4) What if the probability of eating an M&M is given by a varying function (i.e., the probability of coins landing on heads changes as the game evolves)?

Regarding the question (4), Figure 2 shows that as the probability p of eating an M&M increases, the probability of a tie increases significantly, especially when p is above 0.9.

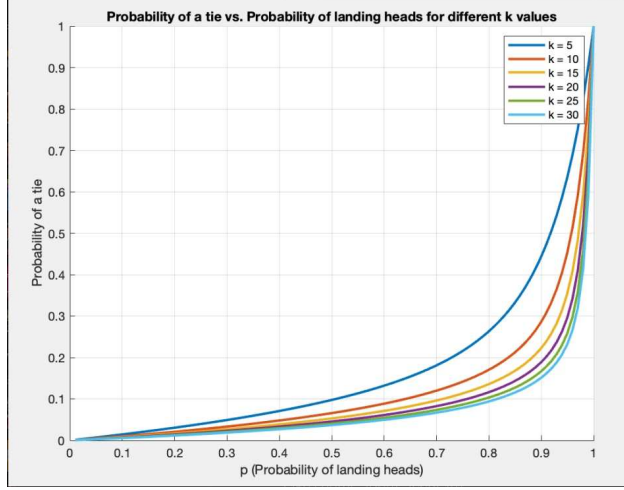


FIGURE 2. Probability of a tie as a function of p , with different number of M&M's

We first consider the original M&M Game before moving on to generalizations of the game. Here is our main result:

Theorem 2.1. *For an M&M Game with fair coins where the players start with $I_1 \leq I_2$ M&M's, the expected number of turns is*

$$\begin{aligned} & \frac{8}{3} \sum_{m=0}^{I_1-1} \sum_{k=0}^m \frac{m+I_2-k}{3^{m+I_2-k}} \binom{m+I_2-k-1}{k} \binom{m+I_2-2k-1}{I_2-k-1} + \\ & \frac{8}{3} \sum_{m=0}^{I_2-1} \sum_{k=0}^{\min(I_1-1, m)} \frac{m+I_1-k}{3^{m+I_1-k}} \binom{m+I_1-k-1}{k} \binom{m+I_1-2k-1}{I_1-k-1} - \\ & \frac{4}{3} \sum_{k=0}^{I_1-1} \frac{I_1+I_2-k-1}{3^{I_1+I_2-k-1}} \binom{I_1+I_2-k-2}{k} \binom{I_1+I_2-2k-2}{I_1-k-1}. \end{aligned}$$

We also consider a generalization of the game, where each person has m fair coins, and if the i^{th} coin lands on a head, then the player gains a_i M&M's, and if it lands on tails, nothing happens; we allow a_i to be negative, and if a coin with negative value lands heads, the player eats the corresponding number of M&M's. Such behavior could describe the benefits of healthy living or a video game character finding a health pack!

Theorem 3.1. *Let (a_1, \dots, a_m) represent an M&M Game with multiple fair coins such that $\sum_{i=1}^m a_i = 0$. Then, this game and its dual game, represented by $(-a_1, \dots, -a_m)$, have the same probability of a tie.*

In §2 we determine a formula for the expected number of turns of the M&M Game by considering the waiting time at each stage to make a jump as a geometric random variable (see Theorem 2.1). We next analyze various extensions. In §3 we consider the generalized version with multiple coins, with each coin removing or adding some number of M&M's from

a player's stack if they land on heads. We prove our result that the probability of a tie is not affected if we reverse the value of each coin (i.e., if a coin originally added a_i M&M's to a player's stack, it instead removes a_i M&M's) for a certain nice class of games (see Theorem 3.1). In §4, we consider another version of the game where the probability p of a coin landing on heads is not fixed, but varies over the length of the game; this can model a situation where as you get closer to death, your health declines faster! We simulate the probability of a tie in the case of p following an exponential distribution and model it as a Gompertz curve. Finally, in §5, we consider directions for future work in the M&M Game and propose a few other generalizations to study.

2. EXPECTED NUMBER OF TURNS OF THE M&M GAME

We first consider the standard M&M Game and determine the expected number of turns based on various starting positions. To compute the expected number of turns we represent the M&M counts of each player as a state (Player 1's M&M's, Player 2's M&M's) and consider the expected number of turns and the respective probabilities of each of the paths from (I_1, I_2) to one of the axes, where I_i is Player i 's initial count. By symmetry, we may also consider this as a path from the origin to one of the lines $x = I_1$ or $y = I_2$, and this is the convention we use for the remainder of this section.

Note that the only possible moves are $(1, 1)$, $(1, 0)$, or $(0, 1)$, and each move is equally likely to occur before game terminates. During each turn, there is a $1/4$ chance that both players keep the same number of M&M's, and this is independent between turns. Hence, the number of turns before a state change follows a $\text{Geom}(1/4)$ distribution with an expected value of $4/3$.

Furthermore, observe that if we fix the number of $(1, 1)$ (diagonal) moves, we may consider the remaining moves as either a north (or up) or an east (or right) move on a lattice. To account for each path, we can consider all of the penultimate states and then consider cases for which move is made at the end. Suppose one such penultimate state of interest is (x, y) , assuming without loss of generality that $x \leq y$. The number of diagonal (D) moves k up to (x, y) must be between 0 and x , inclusive. Fixing k , we have $x - k$ $(1, 0)$ (right, R) moves and $y - k$ $(0, 1)$ (up, U) moves. The total number of paths of this form is the same as the number of distinct arrangements of k "D"s, $x - k$ "R"s, and $y - k$ "U"s. This may be computed as

$$\frac{(x + y - k)!}{k!(x - k)!(y - k)!} = \binom{x + y - k}{k, x - k, y - k}. \quad (2.1)$$

Each such path has a length of $x + y - k$, and so the probability that (x, y) is the penultimate point and that there have been k diagonal moves up to that point is the number of such paths times $1/3^{x+y-k}$. Since we know the game ends in $x + y - k + 1$ state changes, the expected number of turns is then $\frac{4}{3} \cdot (x + y - k + 1)$.

For each penultimate point, there are two possible state changes that can terminate the game, with the exception of $(I_1 - 1, I_2 - 1)$, which may be terminated with any state change. Since each of the terminating state changes are equally likely, it suffices to multiply $\mathbb{P}(\text{Path to } (x, y) \text{ with } k \text{ diagonal moves})$ by $\{\text{Number of terminating state changes}\}/3$ to obtain the probability of a full path containing (x, y) as the penultimate point and k diagonal moves up to (x, y) .

The penultimate points are $(I_1 - 1, y)$ for $y = 0, 1, \dots, I_2 - 1$ and $(x, I_2 - 1)$ for $x = 0, 1, \dots, I_1 - 2$. Putting all of this together, we obtain our result on the game length.

Theorem 2.1. *For an M&M Game with fair coins where the players start with $I_1 \leq I_2$ M&M's, the expected number of turns is*

$$\begin{aligned} & \frac{8}{3} \sum_{m=0}^{I_1-1} \sum_{k=0}^m \frac{m+I_2-k}{3^{m+I_2-k}} \binom{m+I_2-k-1}{k} \binom{m+I_2-2k-1}{I_2-k-1} + \\ & \frac{8}{3} \sum_{m=0}^{I_2-1} \sum_{k=0}^{\min(I_1-1, m)} \frac{m+I_1-k}{3^{m+I_1-k}} \binom{m+I_1-k-1}{k} \binom{m+I_1-2k-1}{I_1-k-1} - \\ & \frac{4}{3} \sum_{k=0}^{I_1-1} \frac{I_1+I_2-k-1}{3^{I_1+I_2-k-1}} \binom{I_1+I_2-k-2}{k} \binom{I_1+I_2-2k-2}{I_1-k-1}. \end{aligned}$$

3. MULTIPLE COINS WITH DIFFERENT VALUES

We now study our generalization of the M&M Game to multiple coins, where each coin landing on heads adds or removes a fixed number of M&M's from a player's stack. We consider only the case where the probability of heads for each coin is still $1/2$ and there are exactly two players. To be precise, let m be the number of coins, and let $a_1, \dots, a_m \in \mathbb{Z}$ represent how each player's stack changes if the i^{th} coin lands on heads (with positive values adding M&M's to a stack and negative removing M&M's). For shorthand, we denote this game by the tuple (a_1, \dots, a_m) . We are mainly interested in the game represented by the tuple (a_1, \dots, a_m) in the case that $\sum_{i=1}^m a_i = 0$, and we define its *dual game* to be the game represented by the tuple $(-a_1, \dots, -a_m)$.

For example, we consider the games represented by $(5, -3, -2)$ and $(-5, 3, 2)$. We let

$X_{r,t}$: The sum of values of the three coins player t tossed in round r .

Then we have

$$\begin{aligned} \mathbb{P}(X_{r,1} = 5) &= \mathbb{P}(X_{r,1} = 3) = \mathbb{P}(X_{r,1} = 2) = \mathbb{P}(X_{r,1} = -2) = \mathbb{P}(X_{r,1} = -3) = \\ \mathbb{P}(X_{r,1} = -5) &= \frac{1}{8}, \end{aligned} \tag{3.1}$$

and

$$\mathbb{P}(X_{r,1} = 0) = \frac{1}{4}. \tag{3.2}$$

We note that although the values on each coin are different, $X_{r,1}$ and $X_{r,2}$ have the same distribution, and we observe that after flipping the sign of each coin, the two games – the original and its dual – still have the same transition and the same transition probability because we have fair coins and the sums are zero. For example, the probability of only coins 1, 2, and 3 landing on heads and the rest tails, giving a value of $a_1 + a_2 + a_3$, is the same as only the corresponding three in the dual game landing on tails and the rest heads with a resulting sum of $-(-a_1 - a_2 - a_3)$. This observation is the basis for the following theorem.

Theorem 3.1. *Let (a_1, \dots, a_m) represent an M&M Game with multiple fair coins such that $\sum_{i=1}^m a_i = 0$. Then, this game and its dual game, represented by $(-a_1, \dots, -a_m)$, have the same probability of a tie.*

Proof. We switch the analysis and start at $(0, 0)$ and find the probability of ending at (k, k) . The set of values of coins to toss in the game is (a_1, a_2, \dots, a_m) and $\sum_{i=1}^m a_i = 0$.

Let N_t be the number of turns for the t^{th} player in one game and $X_{r,t}$ to be the sum of values of the coins player t tosses in round r in one game. We see that

$$\mathbb{P}(\text{Tie}) = \mathbb{P}(N_1 = N_2) = \sum_{n=1}^{\infty} \mathbb{P}(N_1 = n)\mathbb{P}(N_2 = n). \quad (3.3)$$

By the law of total probability conditioning on the last toss,

$$\mathbb{P}(N_t = n) = \sum_{\ell=1}^{\max\{S_{\mathcal{A}}: \mathcal{A} \subset \{a_1, \dots, a_m\}\}} \mathbb{P}(k - \ell \leq X_{1,t} + \dots + X_{n-1,t} < k)\mathbb{P}(X_{n,t} = \ell), \quad (3.4)$$

where

$$S_{\mathcal{A}} : \text{The sum of all elements in } \mathcal{A}, \quad \mathcal{A} \subset \{a_1, a_2, \dots, a_n\}.$$

Here we only consider the case where $S_{\mathcal{A}}$ is positive for the last round, otherwise one of the players would have already finished the game if a negative number were used to move to having k M&M's.

We fix similar notation for the dual game. Let $\widetilde{\mathcal{A}}$ be a subset of $\{-a_1, -a_2, \dots, -a_m\}$, and set $\widetilde{X}_{r,t}$ to be the increment in the game with inverse coin values. Letting \widetilde{N}_t to be the number of turns for the other game with opposite coin values, the probability of a tie is

$$\mathbb{P}(\text{tie, opposite coin value}) = \sum_{n=1}^{\infty} \mathbb{P}(\widetilde{N}_1 = n)\mathbb{P}(\widetilde{N}_2 = n), \quad (3.5)$$

and we see that

$$\mathbb{P}(\widetilde{N}_t = n) = \sum_{\ell=0}^{\max\{S_{\widetilde{\mathcal{A}}}: \widetilde{\mathcal{A}} \subset \{-a_1, \dots, -a_m\}\}} \mathbb{P}(k - \ell \leq \widetilde{X}_{1,t} + \dots + \widetilde{X}_{n-1,t} \leq k)\mathbb{P}(\widetilde{X}_{n,t} = \ell). \quad (3.6)$$

To show the game and its dual have the same probability of a tie, we need to prove

$$X_{r,t} \text{ and } \widetilde{X}_{r,t} \text{ have the same distribution.}$$

The idea is simple. For one game, by summing over all subsets \mathcal{A}_r of $\{a_1, \dots, a_m\}$ such that $S_{\mathcal{A}_r} = \ell$, we find

$$\mathbb{P}(X_{r,t} = \ell) = \sum_{\substack{\mathcal{A}_r: S_{\mathcal{A}_r} = \ell \\ \mathcal{A}_r \subset \{a_1, \dots, a_m\}}} \mathbb{P}(\mathcal{A}_r) = \sum_{\substack{\mathcal{A}_r: S_{\mathcal{A}_r} = \ell \\ \mathcal{A}_r \subset \{a_1, \dots, a_m\}}} \left(\frac{1}{2}\right)^m. \quad (3.7)$$

For the dual game with opposite coin values,

$$\mathbb{P}(\widetilde{X}_{r,t} = \ell) = \sum_{\substack{\widetilde{\mathcal{A}}_r: S_{\widetilde{\mathcal{A}}_r} = \ell \\ \widetilde{\mathcal{A}}_r \subset \{-a_1, \dots, -a_m\}}} \mathbb{P}(\widetilde{\mathcal{A}}_r) = \sum_{\substack{\widetilde{\mathcal{A}}_r: S_{\widetilde{\mathcal{A}}_r} = \ell \\ \widetilde{\mathcal{A}}_r \subset \{-a_1, \dots, -a_m\}}} \left(\frac{1}{2}\right)^m. \quad (3.8)$$

Note that \mathcal{A}_r 's and $\widetilde{\mathcal{A}}_r$'s are independently and identically distributed and determined by tossing m many fair coins. Therefore, we only need to ensure that the number of terms in the summation is the same for both games.

For all $\mathcal{A}_r \subset \{a_1, a_2, \dots, a_m\}$, say $\mathcal{A}_r = \{a'_1, \dots, a'_u\}$ (meaning for one player in one game, the coins with values a'_1, \dots, a'_u land head and the rest land tail, and $a'_1 + \dots + a'_u = \ell$), there exists $\widetilde{\mathcal{A}}_r = \{-a_1, \dots, -a_m\} \setminus \{-a'_1, \dots, -a'_u\} = \{\widetilde{a}'_1, \dots, \widetilde{a}'_v\}$, meaning in the game with opposite coin values, coins with value $\widetilde{a}'_1, \dots, \widetilde{a}'_v$ land heads and the rest land tail. We observe that

$$\sum_{i=1}^m a_i = 0 = \sum_{i=1}^v \widetilde{a}'_i + \sum_{i=1}^u (-a'_i), \quad (3.9)$$

and therefore

$$\sum_{i=1}^v \widetilde{a}'_i = \sum_{i=1}^u a'_i = \ell. \quad (3.10)$$

Therefore, for all $\mathcal{A}_r \subset \{a_1, \dots, a_m\}$, we can find $\widetilde{\mathcal{A}}_r \subset \{-a_1, \dots, -a_m\}$ such that $S_{\mathcal{A}} = S_{\widetilde{\mathcal{A}}}$. Similarly, for all $\widetilde{\mathcal{A}}_r \subset \{-a_1, \dots, -a_m\}$, we can find $\mathcal{A}_r \subset \{a_1, \dots, a_m\}$ such that $S_{\mathcal{A}} = S_{\widetilde{\mathcal{A}}}$. We have a one-to-one correspondence between each term in $\mathbb{P}(X_{r,t} = \ell)$ and $\mathbb{P}(\widetilde{X}_{r,t} = \ell)$, and thus

$$\mathbb{P}(X_{r,t} = \ell) = \mathbb{P}(\widetilde{X}_{r,t} = \ell)$$

$X_{r,t}$ and $\widetilde{X}_{r,t}$ have the same distribution,

concluding the proof. □

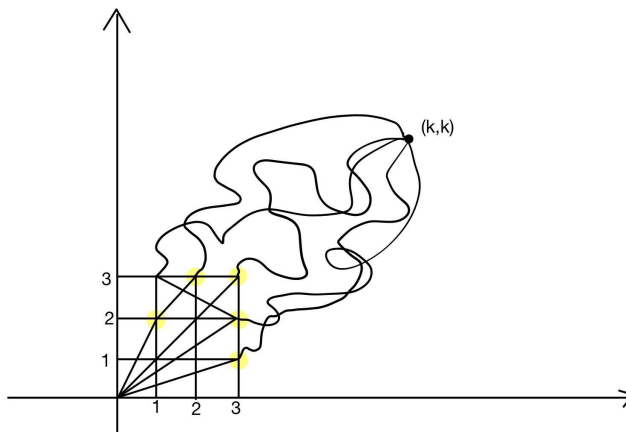


FIGURE 3. This graph shows the idea of the proof, each player starting with k M&M's, the set of coins are $(3,-2,-1)$. The trajectories represent their M&M's in each round. As long as the penultimate round (in yellow) hits the range of a box with side length 3 and both players eat all their remaining M&M's in the last round, there will be a tie.

We simulated several different games, with each set containing two games with coins of opposite signs; we provide the code in Appendix B.

Number of Ties Starting with 10, 15, 20 M&M's			
Coin Values	Number of Ties in 1 million runs starting with 10 M&M's	Number of Ties in 1 million runs starting with 15 M&M's	Number of Ties in 1 million runs starting with 20 M&M's
$(3,-2,-1)$ and $(-3,2,1)$	87240 and 87117	87664 and 87601	88101 and 87845
$(5,2,-3,-4)$ and $(-5,-2,3,4)$	102352 and 102256	99467 and 98607	99739 and 100274
$(1,1,1,1,-2,-2)$ and $(-1,-1,-1,-1,2,2)$	83861 and 83884	85794 and 86011	89149 and 88948

We see from the above simulations that the numbers of ties in the original game and its dual game are close, providing empirical evidence for Theorem 3.1. Also, note that the number of ties for different settings is related to the coins' values and the starting point. An interesting outcome of the game is that with a negative denomination, the game might never end since the player can get so lucky that he always receives M&M's to his stack. However, the situation will not be too bad. Since the two player M&M Game is similar to a two-dimensional random walk, if we consider the compressed game (where we do not count as a turn the times two tails are tossed) the game must end in finitely many moves, as the total number of M&M's decreases by at least one per turn. Even if we consider the game with multiple coins and negative denominations, by comparison to the gambler's ruin problem,

Gambler's ruin problem A persistent gambler with finite wealth, playing a fair game (that is, each bet has expected value of zero to both sides) will eventually and inevitably go broke against an opponent with infinite wealth.

See a more detailed and interesting discussion in [Edw83]. The M&M’s given to a player is his wealth, and after playing the M&M Game with gains and losses of M&M’s for a certain period of time (could be infinite), he will eventually run out of M&M’s.

4. EVOLVING COIN PROBABILITIES: AN EXPONENTIAL DISTRIBUTION

In many real-world processes, probabilities are not static but evolve over time. For instance, in survival models, the likelihood of an event (such as death or system failure) increases as time progresses. To model such processes, we consider a variation of the original M&M Game. We still have two players starting with the same number of M&M’s, but now the probability of getting a head depends on how many M&M’s one has. Thus the probability of flipping heads changes dynamically as the game progresses. Specifically, the probability increases as the number of M&M’s decreases, capturing the idea that the closer a player is to “depletion” (death), the higher the probability of consuming another M&M. This variation allows us to analyze how dynamic changes in probability affect the likelihood of a tie; see for example [Mil17] for basic results in probability.

This behavior can be modeled using an exponential distribution, a common choice for describing time-dependent processes with a memoryless property. Let the probability of flipping heads, $\mathbb{P}(\text{heads})$, evolve based on the current number of M&M’s remaining. For each player, this probability is given by the following equation, which depends on the initial number of M&M’s n , the remaining M&M’s m , and the rate parameter λ :

$$\mathbb{P}(\text{heads}) = 1 - e^{-\lambda(n-m+1)} \tag{4.1}$$

where

- n is the initial number of M&M’s,
- m is the current number of M&M’s remaining,
- λ is the rate parameter of the exponential distribution.

This setup ensures that as m decreases (i.e., as the player runs out of M&M’s), the probability of flipping heads increases. We aim to understand how this evolving probability affects the likelihood of a tie between the two players.

4.1. Simulation Results. Simulations were conducted for various values of n (e.g., $n = 10$, $n = 100$, $n = 200$), and the results suggest that the initial number of M&M’s has little effect on the probability of a tie (see Figure 4). Instead, the rate parameter λ is the dominant factor.

- A higher λ leads to a rapid increase in the probability of flipping heads, which accelerates the depletion of M&M’s for both players and increases the likelihood of a tie.
- A lower λ results in a slower increase in the probability of flipping heads, prolonging the game and reducing the probability of both players running out of M&M’s at the same time, thereby lowering the chance of a tie.

The results suggest that for $\lambda > 1$, the probability of a tie increases significantly. As $n \rightarrow \infty$, the probability of a tie converges, with larger n values leading to almost identical results

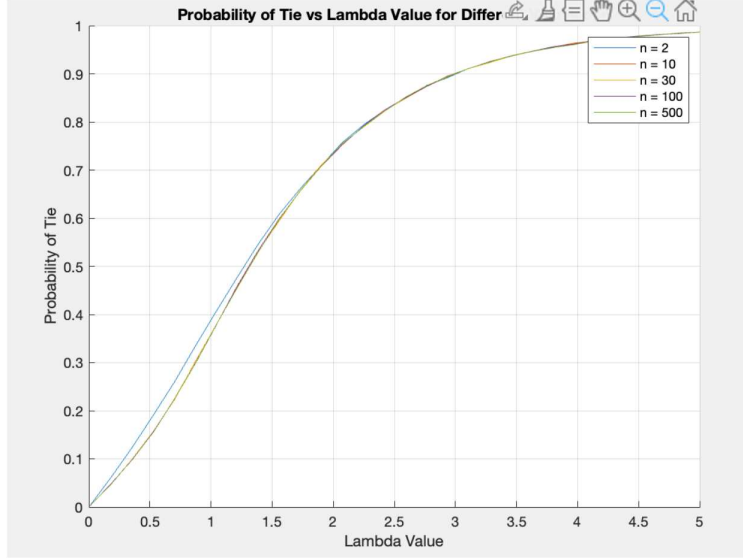


FIGURE 4. Probability of a tie with different λ values.

across different simulations. Therefore, we focus primarily on the effect of λ on the probability of a tie.

4.2. Proposed Model: Gompertz Curve Fit. The probability of a tie as a function of λ can be modeled by a Gompertz distribution, which is commonly used to describe growth processes with an initial slow phase, followed by rapid acceleration and eventual saturation. This distribution has been employed in various contexts to model growth under constraints, as discussed in [DB18]. The general form of the Gompertz function is given by

$$P_{\text{tie}}(\lambda) = L \cdot \exp(-k \cdot \exp(-\lambda_0 \cdot \lambda)), \quad (4.2)$$

where

- $P_{\text{tie}}(\lambda)$ is the probability of a tie as a function of λ ,
- L is the upper asymptote (the maximum probability of a tie),
- k controls the rate of growth,
- λ_0 is the scale parameter that determines how quickly the probability changes with respect to λ .

The inflection point of the Gompertz curve occurs when $\lambda = 1$, after which the probability of a tie increases rapidly. Based on the simulation results, the fitted parameters for the Gompertz curve are approximately

$$L \approx 1, \quad k \approx 1.22, \quad \lambda_0 \approx 1.$$

Thus, we can express the probability of a tie as

$$P_{\text{tie}}(\lambda) \approx \exp(-1.22 \cdot \exp(-\lambda)). \quad (4.3)$$

This empirical formula closely fits the simulated data, as shown in Figure 5.

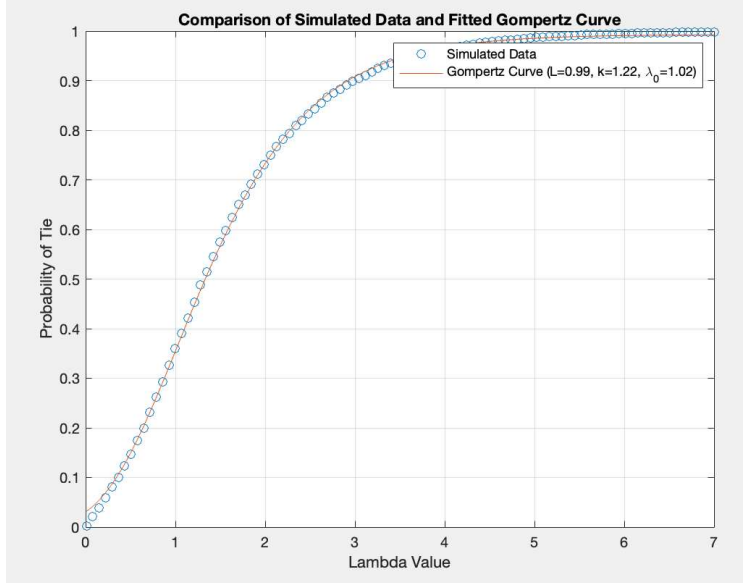


FIGURE 5. Gompertz fit of λ values on the probability of a tie.

4.3. **Impact of λ .** From the simulation results, we conclude that the initial number of M&M’s has a negligible effect on the outcome. Instead, the rate parameter λ plays a crucial role in determining the probability of a tie. This motivates the following conjecture.

Conjecture 4.1. *The probability of a tie, P_{tie} , in the M&M Game with an evolving probability of flipping heads that follows an exponential distribution is primarily governed by the rate parameter λ . For large n , the probability of a tie is given by the following approximation:*

$$P_{tie}(\lambda) \approx \exp(-1.22 \cdot \exp(-\lambda)),$$

where λ determines the speed at which the probability of flipping heads increases as M&M’s are depleted.

In essence, the probability of a tie is asymptotically independent of the initial number of M&M’s n and is primarily influenced by the rate parameter λ . To rigorously validate this claim, we conducted extensive Monte Carlo simulations, performing 10,000 runs for each configuration of λ and n . Using Pearson correlation analysis, we quantified the dependence of the tie probability on λ and n . The results show a strong positive correlation between λ and the tie probability, with $r = 0.9881$, while the correlation with n is negligible, $r = -0.0027$.

These findings confirm that λ , which governs the rate of depletion, dominates the behavior of the game by synchronizing the consumption of M&M’s between players. As λ increases, the probability of a tie rises rapidly and saturates, irrespective of the initial number of M&M’s. In particular, for larger values of λ , the tie probability converges across different starting values of n , demonstrating its asymptotic independence. This behavior is clearly reflected in the results of our numerical simulations.

Future investigations may consider the effect of dynamically varying λ or introducing time-dependent changes to further analyze the synchronization dynamics of M&M consumption. Such extensions could provide deeper insights into the role of depletion rates in similar probabilistic models.

5. CONCLUSION AND FUTURE WORK

We have explored several extensions to the M&M Game, focusing on how changes in game mechanics and probability distributions impact the outcomes. We examined the effect of flipping the sign of coin values, introduced exponentially evolving probabilities, and calculated the expected number of turns for the standard M&M Game. There are numerous other directions for future work; we record a few below.

One could consider that the probability of flipping heads is not fixed, but for each player are independently drawn from a truncated normal distribution centered at $1/2$ (or any other nice distribution supported on $[0, 1]$). In this game, what is the probability of a tie, and how does it depend on σ and k ?

In §3, we considered the generalized M&M Game where we flip multiple coins at once. However, depending on the mean value of the coins, it's not immediately clear that the game will terminate in finite time, as we may encounter infinitely many loops in the game. For example, the number of M&M's remaining could decrease first but recover to a previous state. When tossing a single coin, this question can be easily addressed by considering the memoryless property. For multiple coins, with positive and negative values, a rough equivalent would be erasing any loops that occur in the game; hence, further study of different types of random walks such as loop-erased random walks, see Lawler [Law99], may be necessary for understanding this version of the game.

Finally, we briefly list several other promising directions for future work.

- (1) Investigating how different probability distributions (e.g., Poisson) influence the game's outcomes.
- (2) Extending the analysis to multiplayer scenarios to understand how the probability of a tie changes with additional players.
- (3) Exploring asymmetric starting conditions, where players begin with different numbers of M&M's.
- (4) Incorporating time-dependent probabilities to simulate more complex real-world processes.

6. ACKNOWLEDGMENTS

We thank the 2024 Polymath Jr. REU program for this opportunity, Professor Steven Miller, Chris Yao, and Geremias Polanco for their invaluable guidance throughout the project, and the participants in the Polymath Jr. Research Special Session at the 2025 Joint Mathematics Meetings for their contributions.

APPENDIX A. CODE FOR THE EXPECTED NUMBER OF TURNS

The following code simulates the M&M Game and counts the number of turns.

```
import random

def simulate_mm_game():
    initial_coins = [(10, 10), (20, 20), (50, 50)]
    num_simulations = 10000

    print('Expected Number of Turns:')
    for I1, I2 in initial_coins:
        expected_turns = estimate_expected_turns(I1, I2, num_simulations)
        print(f'Players with {I1} and {I2} coins: {expected_turns:.2f} turns')

def simulate_game(I1, I2):
    turns = 0
    while I1 > 0 and I2 > 0:
        turns += 1
        coin_flip1 = random.randint(0, 1)
        coin_flip2 = random.randint(0, 1)
        I1 -= coin_flip1
        I2 -= coin_flip2
    return turns

def estimate_expected_turns(I1, I2, num_simulations):
    total_turns = 0
    for _ in range(num_simulations):
        total_turns += simulate_game(I1, I2)
    expected_turns = total_turns / num_simulations
    return expected_turns

simulate_mm_game()
```

APPENDIX B. CODE FOR THE SEVERAL COINS GAME

The following code checks the tie probability of games with coin values (3,-2,-1) and (-3,2,1); trivial modifications would do other games.

```
import random

st=0
st_dual=0

def random_sum_until_10_111122(st):
    numbers = [3,-2,-1]
    total_sum = 0
    count = 0
```

```

round_sum=0

while total_sum < st:
    count += 1
    for _ in numbers:
        round_sum += _*random.randint(0,1)
    total_sum += round_sum
    if total_sum<-1000:
        count=0
        break
return count

def random_sum_until_10_221111(st_dual):
    numbers = [-3,2,1]
    total_sum = 0
    count = 0
    round_sum=0

    while total_sum < st_dual:
        count += 1
        for _ in numbers:
            round_sum += _*random.randint(0,1)
        total_sum += round_sum
        if total_sum<-1000:
            count=0
            break
    return count

def main_2():
    simultaneous_ends1 = 0
    runs = 1000000
    outcomes=[]

    for _ in range(runs):
        count1 = random_sum_until_10_111122(10)
        count2 = random_sum_until_10_111122(10)
        print(f"Game {_}, Number of round for player 1 is: {count1};")
        print(f"Number of rounds for player 2 is: {count2}")
        if count1 == count2:
            simultaneous_ends1 += 1
            print("!!! A TIE!!!")

```

```

    outcomes.append(simultaneous_ends1)
    print(f"Out of {runs} runs, both sequences ended simultaneously")
    print(f"{simultaneous_ends1} times.")

    return outcomes

def main_3():
    simultaneous_ends1 = 0
    simultaneous_ends2 = 0
    simultaneous_ends3 = 0
    runs = 1000000
    dual_outcome=[]

    for _ in range(runs):
        count1 = random_sum_until_10_221111(10)
        count2 = random_sum_until_10_221111(10)
        print(f"Game {_}, rounds for player 1 is: {count1}; ")
        print(f"rounds for player 2 is: {count2}")
        if count1 == count2:
            simultaneous_ends1 += 1
            print("!! A TIE!!")

    print(f"Out of {runs} runs, both sequences ended")
    print(f"simultaneously {simultaneous_ends1} times.")
    dual_outcome.append(simultaneous_ends1)

    return dual_outcome

if __name__ == "__main__":
    threetwoone_outcome=main_2()
    threetwoonedual_outcome=main_3()
    print(f"3,-2,-1 are !!")
    print(threetwoone_outcome)
    print("!!")
    print(f"-3,2,1 are!!")
    print(threetwoonedual_outcome)

```


APPENDIX C. CODE FOR EVOLVING COIN PROBABILITIES

The following code plots the probability of a tie with respect to the lambda value for an exponentially evolving game.

```
import numpy as np
import matplotlib.pyplot as plt

def probability_vs_lambda(n, lambda_values, num_simulations):
    tie_probabilities = []
    for lambda_val in lambda_values:
        tie_probabilities.append(calculate_tie_probability(n, lambda_val,
            num_simulations))
    plt.figure()
    plt.plot(lambda_values, tie_probabilities, 'o-', label='Probability of Tie')
    plt.xlabel('Lambda Value')
    plt.ylabel('Probability of Tie')
    plt.title('Probability of Tie vs Lambda Value')
    plt.legend()
    plt.grid(True)
    plt.show()

def calculate_tie_probability(n, lambda_val, num_simulations):
    num_ties = 0
    for _ in range(num_simulations):
        m_A, m_B = n, n
        while m_A > 0 and m_B > 0:
            P_heads_A = 1 - np.exp(-lambda_val * (n - m_A + 1))
            P_heads_B = 1 - np.exp(-lambda_val * (n - m_B + 1))
            if np.random.rand() < P_heads_A:
                m_A -= 1
            if np.random.rand() < P_heads_B:
                m_B -= 1
        if m_A == 0 and m_B == 0:
            num_ties += 1
    return num_ties / num_simulations

n = 200
lambda_values = np.linspace(0.1, 5, 30)
num_simulations = 100000

probability_vs_lambda(n, lambda_values, num_simulations)
```

REFERENCES

- [AS48] Milton Abramowitz and Irene A Stegun. *Handbook of mathematical functions with formulas, graphs, and mathematical tables*, volume 55. US Government printing office, 1948.
- [BHM⁺17] Ivan Badinski, Christopher Huffaker, Nathan McCue, Cameron N Miller, Kayla S Miller, Steven J Miller, and Michael Stone. The m&m game: From morsels to modern mathematics. *Mathematics Magazine*, 90(3):197–207, 2017.
- [DB18] Mausumi Dhar and Paritosh Bhattacharya. Comparison of the logistic and the gompertz curve under different constraints. *Journal of Statistics and Management Systems*, 21(7):1189–1210, 2018.
- [Edw83] Anthony William Fairbank Edwards. Pascal’s problem: The ‘gambler’s ruin’. *International Statistical Review / Revue Internationale de Statistique*, 51(1):73–79, 1983.
- [GR14] Izrail Solomonovich Gradshteyn and Iosif Moiseevich Ryzhik. *Table of integrals, series, and products*. Academic press, 2014.
- [Law99] Gregory F Lawler. Loop-erased random walk. *Perplexing Problems in Probability: Festschrift in Honor of Harry Kesten*, pages 197–217, 1999.
- [Mil17] Steven J Miller. *The Probability Lifesaver: All the Tools You Need to Understand Chance*. Princeton University Press, 2017.
- [Pól21] Georg Pólya. Über eine Aufgabe der Wahrscheinlichkeitsrechnung betreffend die Irrfahrt im Straßennetz. *Mathematische Annalen*, 84(1-2):149–160, 1921.

DEPARTMENT OF MATHEMATICS, UNIVERSITY OF CALIFORNIA, LOS ANGELES, LOS ANGELES, CA 90024

Email address: snehesh2016@g.ucla.edu

DEPARTMENT OF MATHEMATICS, UNIVERSITY OF CALIFORNIA, LOS ANGELES, LOS ANGELES, CA 90024

Email address: evanli18@g.ucla.edu

DEPARTMENT OF MATHEMATICS AND STATISTICS, WILLIAMS COLLEGE, WILLIAMSTOWN, MA 01267

Email address: sjm1@williams.edu, Steven.Miller.MC.96@aya.yale.edu

DEPARTMENT OF MATHEMATICS, UNIVERSITY OF MINNESOTA, TWIN CITIES, MINNEAPOLIS, MN 55455

Email address: mouxx019@umn.edu

DEPARTMENT OF MATHEMATICS, SMITH COLLEGE, NORTHAMPTON, MA 01063

Email address: gpolanco@smith.edu

DEPARTMENT OF MATHEMATICS, HONG KONG UNIVERSITY OF SCIENCE AND TECHNOLOGY, HONG KONG.

Email address: xwanggk@connect.ust.hk

DORIS MILLER MIDDLE SCHOOL, 301 FOXTAIL RUN, SAN MARCOS, TX 78666

Email address: apr.yan077@gae.smcisd.net

DEPARTMENT OF MATHEMATICS, UNIVERSITY OF CALIFORNIA, BERKELEY, BERKELEY, CA 94720

Email address: chris.yao@berkeley.edu