

Forget What You Know about LLMs Evaluations - LLMs are Like a Chameleon

Nurit Cohen-Inger¹, Yehonatan Elisha², Bracha Shapira¹, Lior Rokach¹, Seffi Cohen¹

¹Ben Gurion University ²Tel Aviv University

Abstract

Large language models (LLMs) often appear to excel on public benchmarks, but these high scores may mask an overreliance on dataset-specific surface cues rather than true language understanding. We introduce the **Chameleon Benchmark Overfit Detector (C-BOD)**, a meta-evaluation framework that systematically distorts benchmark prompts via a parametric transformation and detects overfitting of LLMs. By rephrasing inputs while preserving their semantic content and labels, C-BOD exposes whether a model’s performance is driven by memorized patterns. Evaluated on the MMLU benchmark using 26 leading LLMs, our method reveals an average performance degradation of 2.15% under modest perturbations, with 20 out of 26 models exhibiting statistically significant differences. Notably, models with higher baseline accuracy exhibit larger performance differences under perturbation, and larger LLMs tend to be more sensitive to rephrasings indicating that both cases may overrely on fixed prompt patterns. In contrast, the Llama family and models with lower baseline accuracy show insignificant degradation, suggesting reduced dependency on superficial cues. Moreover, C-BOD’s dataset- and model-agnostic design allows easy integration into training pipelines to promote more robust language understanding. Our findings challenge the community to look beyond leaderboard scores and prioritize resilience and generalization in LLM evaluation.

1 Introduction

Large Language Models (LLMs) have achieved impressive results on a wide range of NLP tasks (Chang et al., 2024). Consequently, hundreds of benchmarks have been established to track progress and evaluate model capabilities (Lu et al., 2024; Liang et al., 2022). However, the rapid proliferation of LLMs and the frequent use of public leaderboards raise concerns about the robustness of these evaluation practices (Castillo-Bolado et al., 2024). Specifically, as benchmark data becomes more widely recognized, models may learn to exploit surface patterns or spurious correlations, rather than

exhibit genuine language understanding. This issue can lead to deceptively high scores that do not reflect true progress.

In this paper, we examine whether LLMs rely excessively on benchmark-specific cues potentially overfitting to the patterns inherent in widely published evaluation benchmarks and explore systematic methods to detect and mitigate this behavior. In other words, are LLMs prone to overfitting on popular benchmarks, and what underlying factors contribute to this phenomenon?

To answer this question, we introduce Chameleon Benchmark Overfit Detector (C-BOD), a framework that reveals how heavily a model depends on the exact wording or structure of a test set. By introducing controlled textual distortions to benchmark prompts at varying intensities (defined by a distortion parameter μ), as demonstrated in Figure 1, our method reveals whether high performance is built on superficial patterns. Notably, our framework requires only the evaluation set, without accessing the model’s training data or architecture. Unlike conventional leaderboards that solely track performance, our meta-evaluation framework acts as a safeguard ensuring that high scores do not stem from superficial memorization of benchmark cues.

Our Contributions:

- Robust Overfitting Detection with Statistical Significance.** Our framework computes the performance difference Δ_μ between original and perturbed prompts and confirms its statistical significance, ensuring that observed differences indeed indicate overfitting rather than chance variations.
- New Findings For LLM Community** Our extensive analysis reveals new trends regarding how LLMs function with respect to their number of parameters and baseline performance.
- Extensive Empirical Validation.** We apply our method to multiple LLM families of various architectures and parameter sizes. Even

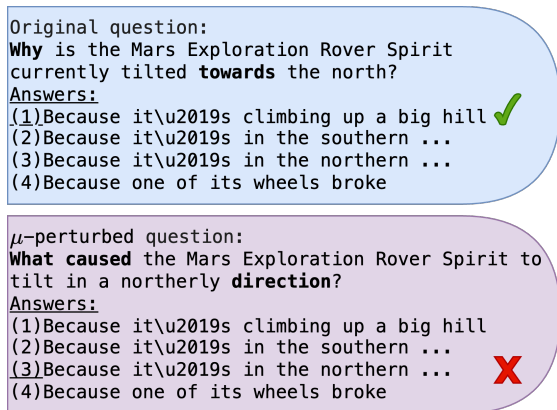


Figure 1: An example demonstrating the C-BOD method. The original question (top) is perturbed (bottom) while preserving the semantic meaning and correct answer options. The model correctly answers the original question but fails on the perturbed version, suggesting potential overfitting. Changes in the perturbed question are highlighted in bold.

modest textual distortions cause significant performance differences in most models, providing strong empirical evidence that overfitting is widespread.

- Publicly Available Benchmarks and Code.** We release rephrased versions of the widely used MMLU evaluation set under different distortion levels (μ). These resources enable the community to adopt more robust, surface-invariant tests for reliable LLM assessment with our method reproducible code.
- Blueprint for Iterative Overfit Mitigation.** Beyond detection, these μ -based rephrasings can be integrated into model training or fine-tuning pipelines. Regularly exposing models to diverse prompt variations helps reduce reliance on benchmark-specific phrasing, thus promoting more generalizable language understanding.

2 Related Work

2.1 Benchmark Evaluation and Overfitting

LLMs have achieved impressive results on many benchmarks. This success has driven the development of comprehensive evaluation suites such as BIG-Bench (Srivastava et al., 2022) and HELM (Liang et al., 2022). MMLU benchmark set (Hendrycks et al., 2020) evaluates question answering across 57 subjects—including STEM, humanities, and social sciences, while (Zhang et al., 2024a) introduced 25 enterprise-focused datasets covering domains like finance, legal, cybersecurity, and climate sustainability for tasks such as classification,

NER, and summarization. Another recent resource, JUDGE-BENCH (Bavaresco et al., 2024), comprises 20 NLP datasets that assess models against human judgments. We focus on MMLU because of its widespread adoption and comprehensive domain coverage (Wang et al., 2024), which makes it particularly effective for exposing overfitting to canonical prompt structures.

While these benchmarks have been critical for comparing new models’ versions, recent studies warn that publicly released evaluation sets can become less reliable over time due to overexposure and memorization (Yu et al., 2024; Chang et al., 2024). In some cases, LLMs learn superficial patterns specific to well-known datasets, boosting performance without reflecting genuine semantic or conceptual understanding. (Kiela et al., 2021) further emphasize the need for continuously refreshing benchmarks to ensure real progress in language understanding. For example, OpenAI’s GPT models have shown steady improvement on MMLU: GPT-3 achieved approximately 43% accuracy in 2020 (Brown et al., 2020), rising to nearly 70% with GPT-3.5 in 2022¹, and reaching 86% with GPT-4 in 2023².

Memorization in LLMs has been widely studied (Kiyomaru et al., 2024; Biderman et al., 2024), with larger models especially prone to retaining training data verbatim (Carlini et al., 2022). This phenomenon can inflate performance metrics while obscuring genuine model capabilities. Moreover, several works highlight training-set contamination, where test samples appear exactly or as near-duplicates in the training data, as another crucial form of overfitting (Deng et al., 2023; Yao et al., 2024), leading to overly optimistic performance estimates (Yang et al., 2023).

2.2 Gap in Current Work

Researchers have introduced various methods to detect or mitigate training contamination: Finding the N-gram overlap (e.g., 13-grams or 50-character matches) between training and test data (Brown et al., 2020; OpenAI, 2023), though it can miss semantically equivalent rephrasing. Embedding similarity search (Reimers, 2019) that uses transformer-based embeddings to identify semantically close training-test pairs (Lee et al., 2023). Decoding Matching probes the model by providing partial test prompts and measuring how likely it is to complete them exactly (Li, 2023) or completing missing words (Deng et al., 2023). A recent study pre-

¹<https://cdn.openai.com/papers/GPT-4-Technical-Report.pdf>

²<https://cdn.openai.com/papers/GPT-4-Technical-Report.pdf>

sented an overfit detection of editing knowledge to a LLM (Zhang et al., 2025).

Although these studies have focused on detecting training data contamination or focusing on additional knowledge, they lack with addressing a critical issue: overfitting to benchmark-specific artifacts. In many cases, LLMs may never see the test data during training yet still learn to rely on superficial cues unique to a benchmark’s canonical format. Existing techniques such as n-gram overlap and embedding similarity fail to capture this subtle form of overfitting. In contrast, our approach explicitly quantifies the dependence of a model’s performance on the precise phrasing and structure of evaluation prompts, thereby filling this gap in current evaluation methodologies. By systematically applying a controllable distortion parameter to evaluation prompts, without requiring additional training or access to training data, our method shows how performance metrics degrade under textual perturbations, providing a robust means of diagnosing and mitigating broader overfitting behavior.

3 Method

Let \mathcal{D} denote a benchmark dataset with N samples, and \mathcal{E} a LLM to be evaluated with respect to a given performance function \mathcal{M} . Our goal is to detect whether \mathcal{E} exhibits overfitting to \mathcal{D} . Figure 2 provides an overview of our proposed method, Chameleon Benchmark Overfit Detector (C-BOD). C-BOD employs a rephrasing transformation to generate a perturbed dataset from \mathcal{D} , evaluates on both the original and perturbed datasets, and applies a statistical test to assess whether performance discrepancies indicate overfitting. The following subsections detail each component of C-BOD.

3.1 C-BOD rephrased dataset generation

To systematically introduce textual variations, C-BOD utilizes a rephrasing tool, denoted as T , which uses as a distortion operator to generate a perturbed dataset \mathcal{D}_μ from \mathcal{D} . This operator is parameterized by μ (temperature), which controls the extent of textual modification, ranging from low (e.g., 0.1 for minimal changes like synonym substitution) to moderate (e.g., 1.0 for rewording and sentence fragment reordering) and high (e.g., 1.5 for aggressive modifications such as question reformulation). We define:

$$T_\mu : \mathcal{X} \rightarrow \mathcal{X}'$$

Given a prompt x_i , the distortion operator produces a perturbed prompt $x'_i = T_\mu(x_i)$. The perturbed dataset is then constructed as:

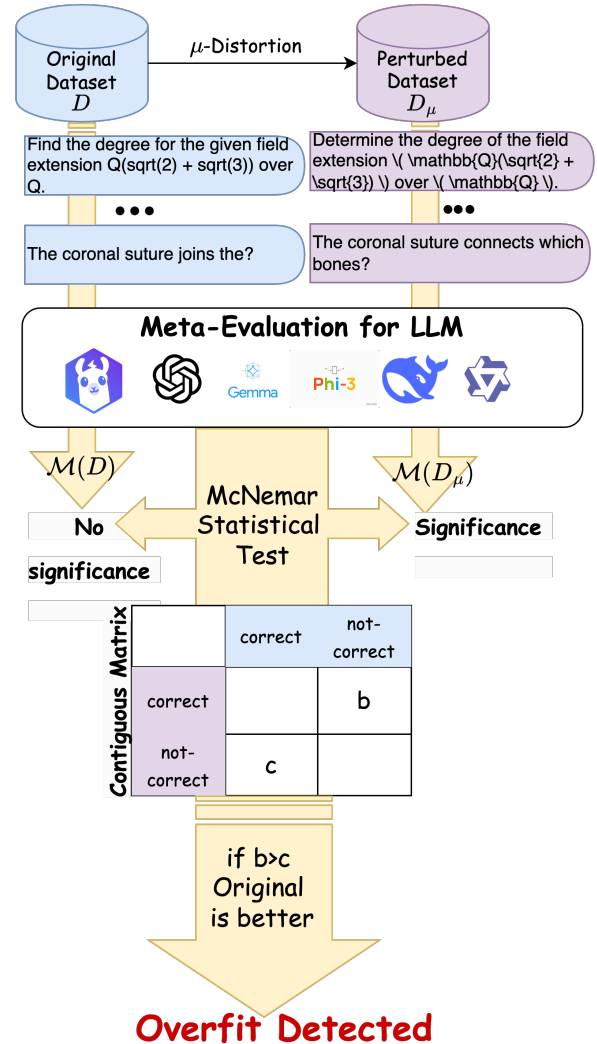


Figure 2: High-level pipeline of our parametric approach. The original dataset \mathcal{D} is passed through the distortion operator T_μ to form \mathcal{D}_μ . Both sets are evaluated by a LLM, and differences in performance are used to quantify overfitting.

$$\mathcal{D}_\mu = \{ (x'_i, y_i) \mid (x_i, y_i) \in \mathcal{D} \}$$

Although each pair (x'_i, y_i) in the perturbed dataset remains semantically equivalent to (x_i, y_i) in the original dataset, the textual variations introduced by T_μ can disrupt purely memorized mappings from surface patterns to correct labels. This step presented in Lines 5-6 of Algorithm 1.

3.2 Evaluating the Impact of Distortion

To assess the impact of distortion, we evaluate \mathcal{E} using a performance function, \mathcal{M} . This function evaluates \mathcal{E} based on a given ground truth or prompt y_i , considering two versions of an input: the original $x_i \in \mathcal{D}$ and the perturbed version $x'_i \in \mathcal{D}_\mu$, where i denotes the index of a sample in the dataset. Specifically, \mathcal{M} is a boolean function that takes as

input the model \mathcal{E} and two data pairs, (x_i, y_i) and (x'_i, y_i) , and returns whether the model performs better on the original input than on the perturbed one. The function is formulated as follows:

$$\mathcal{M}(\mathcal{E}, (x_i, y_i), (x'_i, y_i)) = \begin{cases} 1, & \text{if } P(\mathcal{E}, x_i, y_i) \\ & > P(\mathcal{E}, x'_i, y_i), \\ 0, & \text{otherwise.} \end{cases}$$

where $P(\mathcal{E}, x, y)$ represents the performance score of model \mathcal{E} on input x with reference to ground truth y . This formulation is designed to be generalizable across different evaluation metrics and natural language understanding (NLU) tasks. The performance difference between the original set and the perturbed set is then calculated as:

$$\Delta_\mu, b = \sum_{i=0}^N \mathcal{M}(\mathcal{E}, (x_i, y_i), (x'_i, y_i)) \quad (1)$$

The performance difference between the perturbed set and the original set is then calculated as:

$$c = \sum_{i=0}^N \mathcal{M}(\mathcal{E}, (x'_i, y_i), (x_i, y_i)) \quad (2)$$

A large positive Δ_μ indicates a significant performance decline due to textual perturbations, suggesting that \mathcal{E} may be overly reliant on surface-level patterns rather than exhibiting robust generalization. Notably, this approach remains metric-agnostic, making it applicable to a wide range of evaluation measures. This step presented in Lines 7-8 of Algorithm 1.

3.3 Statistical Validation

To assess the statistical significance of performance differences, we employ McNemar’s test (McNemar, 1947), which is specifically designed for paired data. This test evaluates whether the discrepancies between two related sets of classification outcomes, correct and incorrect predictions, are significant. In our context, McNemar’s test is well-suited for comparing each pair of samples $(x_i, y_i) \in D$ and $(x'_i, y_i) \in D_\mu$, we record whether \mathcal{E} classifies them correctly and aggregate into b (original is better) and c (perturbed is better) as presented in Equation 1, Equation 2. The McNemar statistic is then calculated as:

$$\chi^2 = \frac{(b - c)^2}{b + c} \quad (3)$$

We derive a p -value from the chi-squared distribution (with $df=1$, i.e., one degree of freedom), rejecting the null hypothesis if $p < \alpha$. A significant

result with $b > c$ indicates a genuine performance difference due to the transformation, suggesting evidence of overfitting. This step presented in Lines 10-19 of Algorithm 1.

Algorithm 1 Chameleon Benchmark Overfit Detector

Require:

D : Original benchmark dataset of size N ,
 \mathcal{E} : LLM,
 μ : Distortion parameter,
 T_μ : Transformation operator,
 \mathcal{M} : Performance function (returns 1 if the first input is better, 0 otherwise),
 α : Significance level.

1: C-BOD Computation:

```

2:  $b, c \leftarrow 0$ 
3:  $D_\mu \leftarrow \{\}$ 
4: for each  $x_i \in D$  do
5:    $x'_i \leftarrow T_\mu(x_i)$ 
6:    $D_\mu \leftarrow D_\mu \cup x'_i$ 
7:    $b \leftarrow b + \mathcal{M}(\mathcal{E}, (x_i, y_i), (x'_i, y_i))$ 
8:    $c \leftarrow c + \mathcal{M}(\mathcal{E}, (x'_i, y_i), (x_i, y_i))$ 
9: end for
10:  $\chi^2 \leftarrow \frac{(b - c)^2}{b + c}$ 
11:  $p \leftarrow \text{p-value}(\chi^2, df = 1)$ 
12: if  $p < \alpha$  then
13:   if  $b > c$  then
14:      $Overfit\_Flag \leftarrow True$ 
15:   else
16:      $Overfit\_Flag \leftarrow False$ 
17:   end if
18: else
19:    $Overfit\_Flag \leftarrow False$ 
20: end if
21: return  $Overfit\_Flag$ 

```

4 Experimental Setting

In this section, we describe the experimental setup used to evaluate our overfitting detection framework. We detail the benchmark dataset, the procedure for generating perturbed inputs, the LLMs under evaluation, implementation specifics, and the evaluation metrics.

4.1 Dataset and Rephrasing Process

Our experiments use the MMLU benchmark (Hendrycks et al., 2020), which comprises multiple-choice questions spanning 57 subjects. The broad coverage and public availability of MMLU make it an ideal candidate for assessing

general knowledge and the degree to which LLMs overfit canonical prompt formats. The MMLU dataset is distributed under the MIT License, which allows for free use, modification, and distribution as long as the original copyright notice and license terms are maintained. We generate a perturbed versions of the original dataset to probe overfitting, following the methodology described in Section 3. We used DeepSeek 3 to create the transformed version of each question. We generate the perturbed dataset using $\mu = 1.0$ (the default temperature parameter).

These perturbations include synonym substitutions, sentence reordering, and the insertion of distractor phrases, while preserving the original semantic meaning and correct answers. Automated formatting checks and manual audits (performed on approximately 10% of the samples) ensure that the integrity of the questions is maintained. For example, an original question: “*The coronal suture joins the?*” is rephrased as: “*Which bones does the coronal suture connect?*”. The perturbed dataset, denoted by \mathcal{D}_μ , is released alongside our code for reproducibility³.

4.2 Models Under Evaluation

Table 1 provides an overview of the LLMs evaluated in our experiments. Our study covers a diverse set of architectures and parameter scales ranging from 1B to 236B parameters. This broad selection enables an in-depth analysis of how both architectural choices and model scale affect robustness to prompt perturbations.

4.3 Implementation Details

All experiments were executed under standardized conditions to ensure reproducibility and fair comparisons:

- (1) **Inference Environment:** Most models were accessed via the HuggingFace transformers library using RTX 6000 GPU. DeepSeek 236B model was evaluated using the official API.
- (2) **Dataset Rephrasing Prompt:** We instruct the rephrasing tool using the following prompt to generate an alternative version of each question while preserving its original meaning and correct answer: “Rephrase the following question without changing its context or the correct answer: {question}”
- (3) **Query Prompt:** For every query, we construct a standardized input by prepending a fixed instruction to the original MMLU question. Importantly, the multiple-choice options remain identical between the original and the

Table 1: Overview of the evaluated LLMs. Models are grouped by family, model version, and the number of parameters (in billions).

Family	Version	Params
Qwen	Qwen2.5 1.5B (Yang et al., 2024)	1.5
	Qwen2.5 3B	3
	Qwen2.5 7B	7
	Qwen2.5 32B	32
	Qwen2.5 72B	72
Llama 3	Llama 3.2 1B (Dubey et al., 2024)	1
	Llama 3.2 3B	3
	Llama 3.1 8B	8
Gemma	Gemma 2 2B (Team et al., 2024)	2
	Gemma 7B	7
	Gemma 27B	27
Phi	Phi 3.5 4B (Abdin et al., 2024)	4
	Phi 4 15B	15
DeepSeek	DeepSeek 7B (Bi et al., 2024)	7
	DeepSeek V2 16B	16
	DeepSeek 236B	236
Yi	Yi 6B (Young et al., 2024)	6
	Yi 9B	9
Others	Apollo2 7B (Zhu et al., 2024b)	7
	Aquila 7B (Zhang et al., 2024b)	7
	Bloomz 7B (Zhu, 2023)	7
	Falcon 7B (Almazrouei et al., 2023)	7
	Starling 7B (Zhu et al., 2024a)	7
	Jetmoe 8B (Shen et al., 2024)	8
	GLM 4 9B (GLM et al., 2024)	9
	Mistral 8B (Jiang et al., 2023)	8

rephrased forms. The fixed instruction is: “Select the best answer from the given options. Respond with only the letter corresponding to the correct choice.

Question: {question}”

4.4 Evaluation Metrics

We assess model performance by comparing the original dataset, \mathcal{D} , with its perturbed counterpart, $\mathcal{D}_{1.0}$, using the following metrics:

Correct Predictions and Accuracy: For each dataset, we report the number of correct answers and the corresponding accuracy, defined as

$$\text{Accuracy} = \frac{\#\text{Correct Predictions}}{\#\text{Total Samples}}.$$

Absolute and Percentage Performance Difference: The absolute difference in the number of correct answers between \mathcal{D} and $\mathcal{D}_{1.0}$ is denoted by $\Delta_{1.0}$; we also report the relative difference. **Statistical Significance:** McNemar’s test is applied on the paired predictions to determine whether the performance gap is statistically significant ($p < 0.05$)

³<https://github.com/SeffiCohen/CBOD>

4.5 Reproducibility

C-BOD source code and datasets, including scripts for data pre-processing, perturbation generation, perturbed datasets, model evaluation, and statistical analysis, are publicly available⁴. This ensures that our experiments can be independently replicated and verified.

5 Results

5.1 Overall Performance

As shown in Table 2, most models (20 out of 26) exhibit a noticeable drop in performance on the rephrased test set compared to the original, reinforcing our motivation that these LLMs overfit to the standard MMLU format. Notably, the Llama 1B, Llama 3B models maintain relatively stable accuracy, suggesting they are less susceptible to overfitting. We also observed that Falcon 7B, DeepSeek 7B, Qwen 2.5 3B and Jetmoe 8B show statistically insignificant differences, likely due to their lower baseline accuracy. McNemar’s test confirms that the performance declines observed in most models are statistically significant. Notably, no model shows a significant improvement when inputs are rephrased. This indicates that the C-BOD method reliably uncovers model vulnerabilities rather than occasionally yielding unintentional performance gains.

Across all evaluated models, the average drop in accuracy was 2.15%, and when considering only the models with statistically significant differences, this drop increased to 2.72%.

5.2 Relationship Between Model Size and Overfit Detection

Figure 3 illustrates the scatter plot of the percentage performance difference versus the number of parameters, with a red dashed line representing the logarithmic fit ($\Delta_{1.0} = 0.6318 \cdot \ln(\# \text{ Params}) + 0.7920$). The significant log-linear relationship indicates that the performance difference increases with model size in a logarithmic fashion, suggesting diminishing returns as the number of parameters grows.

Figure 4 plots the percentage performance difference ($\Delta_{1.0}$) for $\mu = 1.0$ against the number of model parameters, with separate plots for models below and above 10B parameters (different x-axis scales). The data reveals a positive trend: larger models tend to exhibit greater performance degradation under textual perturbations. For example, models in the Gemma family show a progressive increase in $\Delta_{1.0}$ with higher parameter counts, while

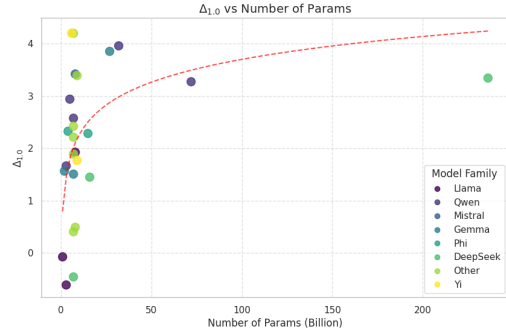


Figure 3: Scatter plot of the performance difference ($\Delta_{1.0}$) versus the number of model parameters (log scale). A logarithmic trendline is shown. Different colors represent different model families, highlighting how scaling affects robustness to perturbations.

Llama models maintain low $\Delta_{1.0}$ values across scales. The dotted trend line further highlights this relationship.

5.3 Relationship Between Model Accuracy and Overfit Detection

Figure 5 examines the relationship between baseline accuracy on the original prompts and the corresponding percentage difference in performance when evaluated on rephrased inputs. The plot clearly indicates that models with higher original accuracy tend to experience larger declines when exposed to prompt perturbations. For example, a model achieving over 80% accuracy on the original set shows one of the largest $\Delta_{1.0}$ values, while models with lower baseline accuracy exhibit only minor, often statistically insignificant, differences.

This observation highlights a paradox in current LLM evaluation: models that perform exceptionally well on standard benchmarks may be capitalizing on dataset-specific cues rather than demonstrating robust language understanding. The positive correlation between original accuracy and $\Delta_{1.0}$ underscores the need to carefully interpret high benchmark scores, as they might mask underlying vulnerabilities to prompt variations.

These findings underscore the importance of evaluating LLMs under varied prompt formulations to ensure that improvements in benchmark performance reflect genuine advances in language understanding rather than overfitting.

6 Discussion

6.1 Why Do LLMs Overfit?

Table 3 highlights cases where LLMs answer the original questions correctly but fail on the rephrased versions. The failures suggest potential

⁴<https://github.com/SeffiCohen/CBOD>

Table 2: Comparison of LLM performance on the original and perturbed MMLU datasets ($\mu = 1.0$). The table shows the number of correct answers on each dataset, accuracy, the absolute and percentage performance difference ($\Delta_{1.0}$), statistical significance ($p < 0.05$), and whether the model performed better on the original or perturbed dataset. Models are sorted by parameter count (ascending).

Model Name	Model Family	Par (B)	\mathcal{D} Correct	\mathcal{D} Accuracy	$\mathcal{D}_{1.0}$ Correct	$\mathcal{D}_{1.0}$ Accuracy	# $\Delta_{1.0}$	% $\Delta_{1.0}$	Sig.	Better Perf.
Llama 3.2 1B	Llama	1	3799	26.98	3802	27.00	-3	-0.08	No	Not Sig
Gemma 2 2B	Gemma	2	6656	47.28	6552	46.54	104	1.56	Yes	Original
Qwen 2.5 3B	Qwen	3	5836	41.45	5739	40.76	97	1.66	No	Not Sig
Llama 3.2 3B	Llama	3	7940	56.40	7989	56.74	-49	-0.62	No	Not Sig
Phi 3.5 4B	Phi	4	9547	67.81	9325	66.23	222	2.33	Yes	Original
Qwen 2.5 1.5B	Qwen	5	5137	36.49	4986	35.41	151	2.94	Yes	Original
Yi 1.5 6B	Yi	6	8899	63.21	8525	60.55	374	4.20	Yes	Original
Qwen 2.5 7B	Qwen	7	6990	49.65	6810	48.37	180	2.58	Yes	Original
Gemma 7B	Gemma	7	8173	58.05	8050	57.18	123	1.50	Yes	Original
Apollo2 7B	Apollo2	7	9547	67.81	9146	64.96	401	4.20	Yes	Original
Aquila 7B	Aquila	7	4586	32.57	4475	31.78	111	2.42	Yes	Original
Bloomz 7B	Bloomz	7	6251	44.40	6133	43.56	118	1.89	Yes	Original
Falcon 7B	Falcon	7	3733	26.51	3718	26.41	15	0.40	No	Not Sig
Starling 7B	Starling	7	8364	59.41	8179	58.09	185	2.21	Yes	Original
DeepSeek 7B	DeepSeek	7	6049	42.96	6077	43.16	-28	-0.46	No	Not Sig
Llama 3.1 8B	Llama	8	6290	44.68	6169	43.82	121	1.92	Yes	Original
Mistral 8B	Mistral	8	6928	49.21	6691	47.52	237	3.42	Yes	Original
Jetmoe 8B	Jetmoe	8	6162	43.77	6132	43.55	30	0.49	No	Not Sig
GLM 4 9B	GLM	9	9674	68.71	9346	66.38	328	3.39	Yes	Original
Yi 9B	Yi	9	9345	66.38	9180	65.20	165	1.77	Yes	Original
Phi 4 15B	Phi	15	10776	76.54	10530	74.79	246	2.28	Yes	Original
DeepSeek V2 16B	DeepSeek	16	7466	53.03	7358	52.26	108	1.45	Yes	Original
Gemma 27B	Gemma	27	10300	73.16	9903	70.34	397	3.85	Yes	Original
Qwen 2.5 32B	Qwen	32	11262	80.00	10816	76.82	446	3.96	Yes	Original
Qwen 2.5 72B	Qwen	72	11456	81.37	11081	78.71	375	3.27	Yes	Original
DeepSeek 236B	DeepSeek	236	10648	75.63	10292	73.10	356	3.34	Yes	Original

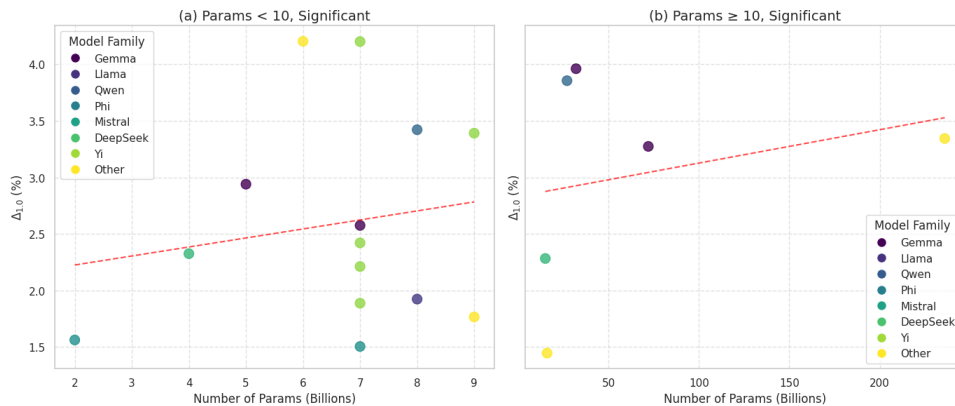


Figure 4: Performance difference ($\Delta_{1.0}$) versus the number of model parameters for models with (a) fewer than and (b) more than 10 billion parameters. A trendline is shown, and different colors represent different model families, illustrating how model scale within each family relates to the impact of perturbations.

overfitting, where models overly rely on surface-level cues, memorized patterns, or specific terminologies. Overfitting in this context occurs because the model tends to associate certain question formats or keywords directly with answers instead of generalizing underlying concepts. Common root causes include shifts in terminology, subtle changes in phrasing that alter the semantic scope, and dependence on memorized patterns from training data.

6.2 Forget What You Know About LLM Evaluation

Ideally, LLMs should exhibit resilience when faced with variations in prompt wording and structure. In other words, robust LLMs are expected to maintain their performance regardless of how a question is phrased, thereby reflecting true language understanding rather than mere memorization. However, our experiments reveal a contrary trend: models

Table 3: Examples of how rephrasing affects LLM performance, illustrating potential overfitting to specific phrasing in the original MMLU dataset. The table shows original and rephrased questions, along with an explanation of why the model’s prediction changed. The examples are from Qwen2.5 (32B parameters).

Subject	Original Question	Rephrased Question	Why the Model Was Wrong?
Professional Law	“If the defendant is prosecuted for the man’s murder, he will most likely be found... ”	“If the defendant is charged with the man’s murder, what is the most probable outcome?”	In legal contexts, terms like “prosecuted” and “found guilty/not guilty” are tied to specific legal standards. The rephrased question is more open-ended, leading the model to discuss outcomes like plea bargaining instead of focusing on the legal verdict.
Moral Disputes	“Of the following social problems that could result from a genetic supermarket, which does Singer think is the least serious ?”	“Which of the following social issues arising from a genetic supermarket does Singer consider to be the least concerning ?”	The word “problems” was changed to “issues,” altering the model’s interpretation. “Issues” can broaden the context of “problems”, causing the model to incorrectly interpret which concerns are least serious.
College Chemistry	“Which of the following statements is not a reason why tetramethylsilane is used as a 1H chemical shift reference?”	“Which of the following statements does not explain why tetramethylsilane is used as a reference for 1H chemical shifts?”	The model may have overfit to the structure of the original question, particularly the phrase “is not a reason why,” as it directly signals the correct retrieval path. The rephrased version, with slight syntactic adjustments disrupts this memorization, leading to incorrect retrieval.
World Religions	“ When did the first Jaina temples appear ?”	“ At what point in time were the initial Jaina temples established ?”	The rephrased question shifts key terms (“When” to “At what point in time”), obscuring historical framing. The LLM fails to map this modified phrasing to the original temporal context.

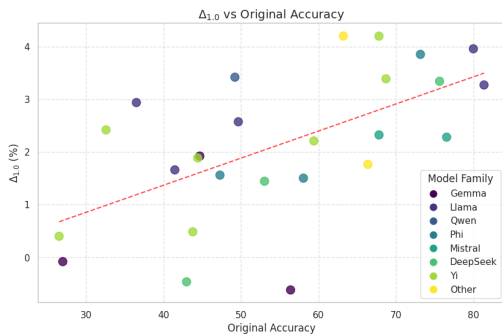


Figure 5: Scatter plot showing $\Delta_{1.0}$ for $\mu = 1.0$ against the original accuracy of the model. Models within the same family are marked with the same color.

that score highly on standard benchmarks often display heightened sensitivity to even minor alterations in prompt formulation. This behavior suggests that such models have implicitly overfitted to the specific linguistic patterns and structures characteristic of these benchmarks. As a result, when these surface-level cues are modified, performance declines, a phenomenon that underscores the paradox between high benchmark accuracy and genuine generalization.

Agnosticism to Benchmark Set. Although we used MMLU as a demonstration, our approach is inherently dataset-agnostic. It can be applied to any benchmark by simply adapting the performance metric used to compare the original samples with their rephrased counterparts.

7 Conclusion

In this paper, we introduced a novel approach for detecting overfit to benchmarks datasets in LLMs by applying parametric transformations to these datasets. Our method revealed that many models rely heavily on surface features of public test sets, leading to significant performance drops when these features are altered. This finding underscores a critical insight: what appears to be robust performance may, in fact, be largely driven by memorization rather than true generalization.

We demonstrated the effectiveness of our approach across multiple LLM families. Notably, larger models tend to exhibit more pronounced performance declines under perturbation, while certain models (such as Llama) show greater stability. These observations suggest that training strategies and architectural choices play a significant role in mitigating overfitting, prompting a necessary rethinking of how we evaluate and benchmark LLMs.

By providing a practical, dataset-agnostic framework, our work equips the community with a powerful tool to uncover overfitting and to drive the development of benchmarks that better capture genuine generalization. Incorporating these parametric transformations into the evaluation process not only exposes hidden vulnerabilities in current LLMs but also suggests a way for the creation of more resilient models that can adapt to the evolving challenges of language tasks.

8 Limitations

While C-BOD serves as a promising framework for detecting overfitting in LLMs and has successfully identified overfitting in most evaluated models, it remains subject to several limitations. First, our approach primarily targets textual rephrasings that preserve semantic content. Consequently, it may overlook deeper forms of overfitting, such as factual inaccuracies or logical inconsistencies, which may require more specialized probing techniques. Moreover, incorporating μ -based transformations into the training or fine-tuning loop can significantly increase computational cost. Iteratively rephrasing large datasets and retraining with multiple μ values imposes a heavy resource burden, which may not be feasible for LLMs or under restricted computational budgets. Future work should investigate more lightweight or partial-integration strategies. In summary, while C-BOD provides an effective means of detecting surface-level overfitting, further advancements are necessary to enhance its efficiency, scalability, and ability to capture more nuanced forms of model overfitting.

Acknowledgements

We used ChatGPT-4o for editing the language and refining the presentation of the text in this paper. The authors affirm that all research content and ideas are their own, and they take full responsibility for the final submitted manuscript.

References

- Marah Abdin, Jyoti Aneja, Hany Awadalla, Ahmed Awadallah, Ammar Ahmad Awan, Nguyen Bach, Amit Bahree, Arash Bakhtiari, Jianmin Bao, Harkirat Behl, et al. 2024. Phi-3 technical report: A highly capable language model locally on your phone. *arXiv preprint arXiv:2404.14219*.
- Ebtesam Almazrouei, Hamza Alobeidli, Abdulaziz Alshamsi, Alessandro Cappelli, Ruxandra Cojocaru, M erouane Debbah,  tienne Goffinet, Daniel Hesslow, Julien Launay, Quentin Malartic, et al. 2023. The falcon series of open language models. *arXiv preprint arXiv:2311.16867*.
- Anna Bavaresco, Raffaella Bernardi, Leonardo Bertolazzi, Desmond Elliott, Raquel Fern andez, Albert Gatt, Esam Ghaleb, Mario Giulianelli, Michael A. Hanna, Alexander Koller, Andr e F. T. Martins, Philipp Mondorf, Vera Neplenbroek, Sandro Pezzelle, Barbara Plank, David Schlangen, Alessandro Suglia, Aditya Surikuchi, Ece Takmaz, and Alberto Testoni. 2024. 6. *llms instead of human judges? a large scale empirical study across 20 nlp evaluation tasks*.
- Xiao Bi, Deli Chen, Guanting Chen, Shanhuang Chen, Damai Dai, Chengqi Deng, Honghui Ding, Kai Dong, Qiushi Du, Zhe Fu, et al. 2024. Deepseek llm: Scaling open-source language models with longtermism. *arXiv preprint arXiv:2401.02954*.
- Stella Biderman, Usvsn Prashanth, Lintang Sutawika, Hailey Schoelkopf, Quentin Anthony, Shivanshu Purohit, and Edward Raff. 2024. Emergent and predictable memorization in large language models. *Advances in Neural Information Processing Systems*, 36.
- Tom Brown, Benjamin Mann, Nick Ryder, Melanie Subbiah, Jared D Kaplan, Prafulla Dhariwal, Arvind Neelakantan, Pranav Shyam, Girish Sastry, Amanda Askell, et al. 2020. Language models are few-shot learners. *Advances in neural information processing systems*, 33:1877–1901.
- Nicholas Carlini, Daphne Ippolito, Matthew Jagielski, Katherine Lee, Florian Tram er, and Chiuyan Zhang. 2022. Quantifying memorization across neural language models. *arXiv preprint arXiv:2202.07646*.
- David Castillo-Bolado, Joseph Davidson, Finlay Gray, and Marek Rosa. 2024. Beyond prompts: Dynamic conversational benchmarking of large language models. *arXiv preprint arXiv:2409.20222*.
- Yupeng Chang, Xu Wang, Jindong Wang, Yuan Wu, Linyi Yang, Kaijie Zhu, Hao Chen, Xiaoyuan Yi, Cunxiang Wang, Yidong Wang, et al. 2024. A survey on evaluation of large language models. *ACM Transactions on Intelligent Systems and Technology*, 15(3):1–45.
- Chunyuan Deng, Yilun Zhao, Xiangru Tang, Mark Gerstein, and Arman Cohan. 2023. Investigating data contamination in modern benchmarks for large language models. *arXiv preprint arXiv:2311.09783*.
- Abhimanyu Dubey, Abhinav Jauhri, Abhinav Pandey, Abhishek Kadian, Ahmad Al-Dahle, Aiesha Letman, Akhil Mathur, Alan Schelten, Amy Yang, Angela Fan, et al. 2024. The llama 3 herd of models. *arXiv preprint arXiv:2407.21783*.
- Team GLM, Aohan Zeng, Bin Xu, Bowen Wang, Chenhui Zhang, Da Yin, Dan Zhang, Diego Rojas, Guanyu Feng, Hanlin Zhao, et al. 2024. Chatglm: A family of large language models from glm-130b to glm-4 all tools. *arXiv preprint arXiv:2406.12793*.
- Dan Hendrycks, Collin Burns, Steven Basart, Andy Zou, Mantas Mazeika, Dawn Song, and Jacob Steinhardt. 2020. *Measuring massive multitask language understanding*. *arXiv preprint arXiv:2009.03300*.
- Albert Q Jiang, Alexandre Sablayrolles, Arthur Mensch, Chris Bamford, Devendra Singh Chaplot, Diego de las Casas, Florian Bressand, Gianna Lengyel, Guillaume Lample, Lucile Saulnier, et al. 2023. Mistral 7b. *arXiv preprint arXiv:2310.06825*.
- Douwe Kiela, Max Bartolo, Yixin Nie, Divyansh Kaushik, Atticus Geiger, Zhengxuan Wu, Bertie Vidgen, Grusha Prasad, Amanpreet Singh, Pratik Ringshia, et al. 2021. Dynabench: Rethinking benchmarking in nlp. *arXiv preprint arXiv:2104.14337*.

- Hirokazu Kiyomaru, Issa Sugiura, Daisuke Kawahara, and Sadao Kurohashi. 2024. A comprehensive analysis of memorization in large language models. In *Proceedings of the 17th International Natural Language Generation Conference*, pages 584–596.
- Ariel N Lee, Cole J Hunter, and Nataniel Ruiz. 2023. Platypus: Quick, cheap, and powerful refinement of llms. *arXiv preprint arXiv:2308.07317*.
- Yucheng Li. 2023. Estimating contamination via perplexity: Quantifying memorisation in language model evaluation. *arXiv preprint arXiv:2309.10677*.
- Percy Liang, Rishi Bommasani, Tony Lee, Dimitris Tsipras, Dilara Soylu, Michihiro Yasunaga, Yian Zhang, Deepak Narayanan, Yuhuai Wu, Ananya Kumar, et al. 2022. Holistic evaluation of language models. *arXiv preprint arXiv:2211.09110*.
- Yuting Lu, Chao Sun, Yuchao Yan, Hegong Zhu, Dongdong Song, Qing Peng, Li Yu, Xiaozheng Wang, Jian Jiang, and Xiaolong Ye. 2024. A comprehensive survey of datasets for large language model evaluation. In *2024 5th Information Communication Technologies Conference (ICTC)*, pages 330–336. IEEE.
- Quinn McNemar. 1947. Note on the sampling error of the difference between correlated proportions or percentages. *Psychometrika*, 12(2):153–157.
- R OpenAI. 2023. Gpt-4 technical report. arxiv 2303.08774. *View in Article*, 2(5).
- N Reimers. 2019. Sentence-bert: Sentence embeddings using siamese bert-networks. *arXiv preprint arXiv:1908.10084*.
- Yikang Shen, Zhen Guo, Tianle Cai, and Zengyi Qin. 2024. Jetmoe: Reaching llama2 performance with 0.1 m dollars. *arXiv preprint arXiv:2404.07413*.
- Aarohi Srivastava, Abhinav Rastogi, Abhishek Rao, Abu Awal Md Shoeb, Abubakar Abid, Adam Fisch, Adam R Brown, Adam Santoro, Aditya Gupta, Adrià Garriga-Alonso, et al. 2022. Beyond the imitation game: Quantifying and extrapolating the capabilities of language models. *arXiv preprint arXiv:2206.04615*.
- Gemma Team, Thomas Mesnard, Cassidy Hardin, Robert Dadashi, Surya Bhupatiraju, Shreya Pathak, Laurent Sifre, Morgane Rivière, Mihir Sanjay Kale, Juliette Love, et al. 2024. Gemma: Open models based on gemini research and technology. *arXiv preprint arXiv:2403.08295*.
- Yubo Wang, Xueguang Ma, Ge Zhang, Yuansheng Ni, Abhranil Chandra, Shiguang Guo, Weiming Ren, Aaran Arulraj, Xuan He, Ziyang Jiang, et al. 2024. Mmlu-pro: A more robust and challenging multi-task language understanding benchmark. *arXiv preprint arXiv:2406.01574*.
- An Yang, Baosong Yang, Beichen Zhang, Binyuan Hui, Bo Zheng, Bowen Yu, Chengyuan Li, Dayiheng Liu, Fei Huang, Haoran Wei, et al. 2024. Qwen2. 5 technical report. *arXiv preprint arXiv:2412.15115*.
- Shuo Yang, Wei-Lin Chiang, Lianmin Zheng, Joseph E Gonzalez, and Ion Stoica. 2023. Rethinking benchmark and contamination for language models with rephrased samples. *arXiv preprint arXiv:2311.04850*.
- Feng Yao, Yufan Zhuang, Zihao Sun, Sunan Xu, Animesh Kumar, and Jingbo Shang. 2024. Data contamination can cross language barriers. *arXiv preprint arXiv:2406.13236*.
- Alex Young, Bei Chen, Chao Li, Chengen Huang, Ge Zhang, Guanwei Zhang, Heng Li, Jiangcheng Zhu, Jianqun Chen, Jing Chang, et al. 2024. Yi: Open foundation models by 01. ai. *arXiv preprint arXiv:2403.04652*.
- Yuan Yu, Lili Zhao, Kai Zhang, G.Y. Zheng, and Menghan Liu. 2024. 1. do llms overcome shortcut learning? an evaluation of shortcut challenges in large language models.
- Bing Zhang, Mikio Takeuchi, Ryo Kawahara, Shubhi Asthana, M. Shamim Hossain, Ge Ren, Kate Soule, and Yada Zhu. 2024a. 1. enterprise benchmarks for large language model evaluation.
- Bo-Wen Zhang, Liangdong Wang, Jijie Li, Shuhao Gu, Xinya Wu, Zhengduo Zhang, Boyan Gao, Yulong Ao, and Guang Liu. 2024b. Aquila2 technical report. *arXiv preprint arXiv:2408.07410*.
- Mengqi Zhang, Xiaotian Ye, Qiang Liu, Shu Wu, Pengjie Ren, and Zhumin Chen. 2025. Uncovering overfitting in large language model editing. In *The Thirteenth International Conference on Learning Representations*.
- Banghua Zhu, Evan Frick, Tianhao Wu, Hanlin Zhu, Karthik Ganesan, Wei-Lin Chiang, Jian Zhang, and Jiantao Jiao. 2024a. Starling-7b: Improving helpfulness and harmlessness with rlai. In *First Conference on Language Modeling*.
- Guan-Zhi Zhu. 2023. Enhancing news headline generation with bloomz model and domain-specific knowledge. Master’s thesis, National Yang Ming Chiao Tung University.
- Hanqing Zhu, Zhenyu Zhang, Wenyan Cong, Xi Liu, Sem Park, Vikas Chandra, Bo Long, David Z Pan, Zhangyang Wang, and Jinwon Lee. 2024b. Apollo: Sgd-like memory, adamw-level performance. *arXiv preprint arXiv:2412.05270*.