

A comparison of Dirichlet kernel regression methods on the simplex

Hanan Daayeb^a, Christian Genest^b, Salah Khardani^a, Nicolas Klutchnikoff^c, Frédéric Ouimet^b

^a*Département de mathématiques, Université de Tunis El-Manar, 2092 El Manar 2, Tunis, Tunisia*

^b*Department of Mathematics and Statistics, McGill University, Montréal (Québec) Canada H3A 0B9*

^c*Univ Rennes, CNRS, IRMAR - UMR 6625, F-35000 Rennes, France*

Abstract

An asymmetric Dirichlet kernel version of the Gasser–Müller estimator is introduced for regression surfaces on the simplex, extending the univariate analog proposed by Chen [Statist. Sinica, 10(1) (2000), pp. 73–91]. Its asymptotic properties are investigated under the condition that the design points are known and fixed, including an analysis of its mean integrated squared error (MISE) and its asymptotic normality. The estimator is also applicable in a random design setting. A simulation study compares its performance with two recently proposed alternatives: the Nadaraya–Watson estimator with Dirichlet kernel and the local linear smoother with Dirichlet kernel. The results show that the local linear smoother consistently outperforms the others. To illustrate its applicability, the local linear smoother is applied to the GEMAS dataset to analyze the relationship between soil composition and pH levels across various agricultural and grazing lands in Europe.

Keywords: Asymmetric kernel, asymptotic normality, beta kernel, boundary bias, Dirichlet kernel, Gasser–Müller estimator, local linear smoother, mean squared error, Nadaraya–Watson estimator, nonparametric regression, optimal bandwidth, regression estimation, simplex.

2020 MSC: Primary: 62G08; Secondary: 62G05, 62H12

1. Introduction

Regression analysis is a fundamental statistical technique for examining how a response variable Y relates to a d -dimensional vector $\mathbf{X} = (X_1, \dots, X_d)$ of explanatory variables. In the context of data with unbounded support, it is well-established that kernel-based methods in nonparametric regression are highly dependent on the choice of smoothing bandwidth but relatively less so to the shape of the kernel (Wasserman, 2006). For data supported on \mathbb{R}^d , many commonly used kernels are symmetric to reflect the underlying symmetry of the space; see, e.g., Silverman (1986, p. 43) for some classic univariate examples. This approach works well for data with unbounded support. However, when dealing with bounded supports, symmetric kernels introduce a bias near the boundary due to a spill-over effect, often referred to as the *boundary bias problem*. This bias occurs because the weight assigned to any observation \mathbf{X}_i in the regression function estimate is reduced according to the proportion of the kernel centered at \mathbf{X}_i that spills over the support.

Over the years, many strategies have been developed to mitigate the boundary bias problem of nonparametric kernel estimators for regression functions. An effective solution was proposed by Gasser and Müller (1979) when the input space is the compact interval $[0, 1]$. Their estimator, now referred to as the Gasser–Müller estimator in the modern lingo, is a weighted sum of the response variables where the weights are integrals of a fixed kernel over regions partitioning the input space, each containing a fixed design point \mathbf{x}_i . In their article, these authors reduced the

*Corresponding author. Email address: frederic.ouimet2@mcgill.ca

bias caused by the fixed kernel by replacing it with a so-called *boundary kernel* that solved a specific variational problem near the boundary. The estimator was shown to perform better than the estimator proposed by Priestley and Chao (1972) and the classical Nadaraya–Watson estimator (Nadaraja, 1964; Watson, 1964), proposed a few years earlier. Their approach was further explored by Gasser et al. (1985) and Müller (1991) in the univariate case, by Müller (1988, 1993) and by Müller and Prewitt (1993) in the multivariate case, and expanded upon in the density estimation setting by Jones (1993) and Zhang and Karunamuni (1998, 2000).

Among alternatives to the Gasser–Müller estimator considered early on, one of the most popular is the use of local polynomial estimators, which are solutions to locally weighted least-squares regression problems. This method was introduced by Stone (1977) and further studied by Cleveland (1979), Katkovich (1979), and Stone (1980, 1982), as well as many other authors in the 1980s; refer to Fan and Gijbels (1996, Section 3.8) for detailed bibliographic notes. A clear advantage of this method is that it naturally avoids boundary effects (Fan, 1992, 1993); it does not require any kernel modifications near the boundary, making the implementation simpler than for boundary kernels. In 1992, the local linear estimation method was further improved when Fan and Gijbels (1992) proposed the idea of selecting a variable bandwidth which is optimal under the MISE criterion, allowing the kernel to adapt locally at each point in the support; see Cheng et al. (1997) for refinements. This idea was extended to local polynomial estimators and the multivariate setting by Ruppert and Wand (1994); see also Fan and Gijbels (1996, Chapter 3) for a book treatment.

Bernstein regression estimators constitute another alternative considered by Stadtmüller (1986) in the fixed design setting, and by Tenbusch (1997) in the random design setting. The general idea is to take any kernel estimator that may suffer from the boundary bias problem and replace the fixed kernel with a discrete one (a probability mass function) that locally adapts its shape to the support through the parameters of the underlying distribution family. For example, on $[0, 1]$, Bernstein polynomials, which correspond to the probability mass function of the binomial distribution, can be used to smooth out a function evaluated at a discrete set of values. This idea is based on the Weierstrass approximation theorem, which states that any continuous function over a closed interval can be uniformly approximated by polynomials. Bernstein polynomials were the first constructive examples of such approximations; see Bernstein (1912).

Around the turn of the 21st century, the Bernstein approach was refined to smooth kernels almost simultaneously in the regression and density estimation settings by Brown and Chen (1999) and Chen (1999), respectively. The corresponding estimators are referred to as asymmetric kernel estimators, but the same Bernstein principle applies; that is, the smooth kernel locally adapts its shape on the support through its parameters. The most common asymmetric kernels are the beta kernel on $[0, 1]$ and the gamma kernel on $[0, \infty)$. In the multivariate setting, one can consider products of univariate kernels on product spaces (Bouezmarni and Rombouts, 2010; Kokonendji and Somé, 2018), or kernels that are tailored to non-product spaces such as Dirichlet kernels on the simplex (Ouimet and Tolosana-Delgado, 2022; Bertin et al., 2023), Wishart kernels on the cone of positive definite matrices (Ouimet, 2022), inverse Gaussian kernels on half-spaces (Belzile et al., 2024), etc. In dimension $d = 1$, the asymmetric kernel versions of the Gasser–Müller and local linear estimators were studied by Chen (2000) and Chen (2002), respectively. Chen’s idea has been adapted to different regression settings by many authors since then, including Shi and Song (2016), Somé and Kokonendji (2016), Funke and Hirukawa (2021, 2024), Hirukawa et al. (2022, 2023), Bouzebda et al. (2024), and Genest and Ouimet (2024).

Only recently have asymmetric Dirichlet kernel estimators been considered for regression surfaces on the simplex. Bouzebda et al. (2024) introduced a Dirichlet kernel version of the Nadaraya–Watson estimator within the broader framework of conditional U -statistics and investigated some of its asymptotic properties. Similarly, Genest and Ouimet (2024) introduced a Dirichlet kernel ver-

sion of Fan’s local linear smoother with variable bandwidth, and studied its asymptotic properties, thereby extending some of the one-dimensional results of Chen (2002).

The present article has three primary objectives: to introduce a Dirichlet kernel version of the Gasser–Müller estimator on the simplex, viz. (2.2); to investigate its asymptotic properties when the design points are known and fixed; and to compare its numerical performance with the two recently proposed alternative Dirichlet kernel estimators, namely the Nadaraya–Watson (NW) estimator of Bouzebda et al. (2024) and the local linear (LL) smoother of Genest and Ouimet (2024). The first two objectives generalize the work of Chen (2000) in the one-dimensional case.

This article is organized as follows. Section 2 contains preliminary definitions and notations. The assumptions required for the theoretical derivations are then presented and discussed in Section 3. The main results are stated in Section 4, but their proofs are deferred to Section 7. The results of the simulation study are summarized in Section 5, where it is seen that the LL smoother with Dirichlet kernel performs best across the board. As an illustration, the latter is applied in Section 6 to the GEMAS dataset (Reimann et al., 2012), concerned with the chemical composition of soil samples from various agricultural and grazing lands in Europe. Some known technical lemmas used in the proofs are gathered in Section 8 for convenience. A link to the R codes that generated the figures, the simulation study results and the real-data application is given at the end.

2. Definitions and notations

For any integer $d \in \mathbb{N} = \{1, 2, \dots\}$, the d -dimensional simplex and its interior are defined by

$$\mathcal{S}_d = \{\mathbf{s} \in [0, 1]^d : \|\mathbf{s}\|_1 \leq 1\}, \quad \text{Int}(\mathcal{S}_d) = \{\mathbf{s} \in (0, 1)^d : \|\mathbf{s}\|_1 < 1\},$$

where $\|\mathbf{s}\|_1 = |s_1| + \dots + |s_d|$ is the ℓ^1 norm on \mathbb{R}^d . For $\boldsymbol{\alpha} = (\alpha_1, \dots, \alpha_d) \in (0, \infty)^d$ and $\beta \in (0, \infty)$, the density of the Dirichlet($\boldsymbol{\alpha}, \beta$) distribution is defined, for every $\mathbf{s} = (s_1, \dots, s_d) \in \mathcal{S}_d$, by

$$K_{\boldsymbol{\alpha}, \beta}(\mathbf{s}) = \frac{\Gamma(\|\boldsymbol{\alpha}\|_1 + \beta)}{\Gamma(\beta) \prod_{i=1}^d \Gamma(\alpha_i)} s_{d+1}^{\beta-1} \prod_{i=1}^d s_i^{\alpha_i-1},$$

where $s_{d+1} \equiv 1 - \|\mathbf{s}\|_1$.

For a given a sample size $n \in \mathbb{N}$, let Y_1, \dots, Y_n be the response variables associated with a set of known and fixed design points $\mathbf{x}_1, \dots, \mathbf{x}_n$ on the simplex. The design density f corresponds to the density of the design points in the limit $n \rightarrow \infty$. Formally, it is defined such that, for any Borel set $B \in \mathcal{B}(\mathbb{R}^d)$,

$$\lim_{n \rightarrow \infty} \frac{1}{n} \sum_{i=1}^n \mathbf{1}_B(\mathbf{x}_i) = \int_B f(\mathbf{x}) d\mathbf{x}.$$

For every $i \in [n] \equiv \{1, \dots, n\}$, assume that Y_i follows the model

$$Y_i = m(\mathbf{x}_i) + \varepsilon_i, \tag{2.1}$$

where $m : \mathcal{S}_d \rightarrow \mathbb{R}$ is an unknown regression function and the errors $\varepsilon_1, \dots, \varepsilon_n$ are uncorrelated random variables. The i th error ε_i is assumed to have mean zero and variance $\sigma^2(\mathbf{x}_i)$.

For a given bandwidth $b \in (0, \infty)$, and a given sequence B_1, \dots, B_n of convex compact sets that partitions the simplex and satisfies $\mathbf{x}_i \in B_i$ for every $i \in [n]$, the Gasser–Müller regression estimator with Dirichlet kernel for the regression function m , henceforth referred to simply as the GM estimator with Dirichlet kernel, is defined by

$$\hat{m}_{n,b}^{(\text{GM})}(\mathbf{s}) = \sum_{i=1}^n Y_i \int_{B_i} K_{\mathbf{s}/b+1, s_{d+1}/b+1}(\mathbf{x}) d\mathbf{x} = \sum_{i=1}^n Y_i \int_{B_i} \kappa_{\mathbf{s}, b}(\mathbf{x}) d\mathbf{x}, \tag{2.2}$$

where $\mathbf{1} = (1, \dots, 1)$ denotes a d -dimensional vector of ones and, for simplicity, one writes

$$\kappa_{\mathbf{s},b} = K_{\mathbf{s}/b+\mathbf{1},s_{d+1}/b+1}.$$

This estimator is a multivariate analog of the type-3 estimator originally defined by Gasser and Müller (1979, p. 27), where the fixed weight function w is replaced by a Dirichlet kernel whose parameters locally adapt with the position of the estimation point \mathbf{s} on the simplex.

In particular, the Dirichlet kernel parameters are chosen so that the mode is equal to \mathbf{s} . Also, as $b \rightarrow 0$, the mean of the kernel asymptotically equals \mathbf{s} , and the variance approaches zero, causing the kernel to concentrate more and more around \mathbf{s} as the bandwidth shrinks. These properties are demonstrated by Ouimet and Tolosana-Delgado (2022, p. 7).

Throughout the paper, the following notational conventions are adopted. The notation $u = \mathcal{O}(v)$ means that $\limsup |u/v| \leq C < \infty$ as $b \rightarrow 0$ or $n \rightarrow \infty$, depending on the context. The positive constant C may depend on the regression function m , the variance function σ^2 , the design density f , and the dimension d , but on no other variables unless explicitly written as a subscript. A common occurrence is a local dependence of the asymptotics on a given point \mathbf{s} on the simplex, in which case one writes $u = \mathcal{O}_{\mathbf{s}}(v)$. The alternative notation $u \ll v$ is also used to mean $u, v \geq 0$ and $u = \mathcal{O}(v)$. If both $u \ll v$ and $u \gg v$ hold, one writes $u \asymp v$. Similarly, the notation $u = o(v)$ means that $\lim |u/v| = 0$ as $b \rightarrow 0$ or $n \rightarrow \infty$. Subscripts indicate which parameters the convergence rate can depend on. The symbol \rightsquigarrow denotes convergence in distribution. The shorthand notations $[d] = \{1, \dots, d\}$ and $[n] = \{1, \dots, n\}$ are used frequently. The bandwidth parameter $b = b(n)$ is always implicitly a function of the number of observations, except in Section 8.

3. Assumptions

The assumptions used to establish the results stated in Section 4 are the following.

- (A1) f and σ^2 are Lipschitz continuous on \mathcal{S}_d , and m is twice continuously differentiable on \mathcal{S}_d .
- (A2) There exist constants $f_0, \sigma_0^2 \in (0, \infty)$ such that $\min_{\mathbf{x} \in \mathcal{S}_d} f(\mathbf{x}) \geq f_0$ and $\max_{\mathbf{x} \in \mathcal{S}_d} \sigma^2(\mathbf{x}) \leq \sigma_0^2$.
- (A3) $b = b(n) \rightarrow 0$ and $b^{-1}n^{-1/d} \rightarrow 0$ as $n \rightarrow \infty$.
- (A4) There exists a sequence B_1, \dots, B_n of convex compact sets such that
 - (a) $\text{Int}(B_i) \cap \text{Int}(B_j) = \emptyset$ for all $i \neq j$, and $B_1 \cup \dots \cup B_n = \mathcal{S}_d$;
 - (b) $\mathbf{x}_i \in \text{Int}(B_i)$ for every $i \in [n]$;
 - (c) the boundary of B_i has Lebesgue measure zero, i.e., $\lambda(\partial B_i) = 0$;
 - (d) $\max_{\mathbf{x}, \mathbf{s} \in B_i} \|\mathbf{x} - \mathbf{s}\|_2 \ll n^{-1/d}$ as $n \rightarrow \infty$;
 - (e) $\int_{B_i} f(\mathbf{t}) d\mathbf{t} = n^{-1} + \mathcal{O}(n^{-1-1/d})$ as $n \rightarrow \infty$.

3.1. Discussion of the assumptions

The discussion begins with Assumption (A4), which is most specific to the setting of the GM estimator with Dirichlet kernel defined in (2.2).

Assumption (A4) (a) specifies that the sequence B_1, \dots, B_n of convex compact sets partitions the input space of the regression function m , i.e., the simplex \mathcal{S}_d . For any given estimation point \mathbf{s} , the GM estimator with Dirichlet kernel is a sum of the response variables Y_i , each weighted by the importance of the region B_i relative to \mathbf{s} . As mentioned earlier, the weights are controlled by the Dirichlet kernel $\kappa_{\mathbf{s},b}$, which is designed to adapt its shape on the simplex depending on the position of \mathbf{s} , thereby providing asymptotically negligible bias near the boundary.

Assumption (A4) (b) allows each design point \mathbf{x}_i to be viewed as a representative of the region B_i . Their role is analogous to the points at which the height of a function is evaluated within the sets of a partition in a Riemann sum.

Assumption (A4) (c), in conjunction with Assumption (A4) (a), ensures that integrating a measurable function over the simplex can be decomposed exactly into the sum of integrals over the respective regions B_i . For example, for the pointwise bias analysis of $\hat{\eta}_{n,b}^{(\text{GM})}(\mathbf{s})$ in the proof of Proposition 4.1, this implies

$$\sum_{i=1}^n \int_{B_i} \kappa_{\mathbf{s},b}(\mathbf{x}) d\mathbf{x} = \int_{\mathcal{S}_d} \kappa_{\mathbf{s},b}(\mathbf{x}) d\mathbf{x} = 1.$$

Similarly, for the pointwise variance analysis in the proof of Proposition 4.2, it serves to break up integrals over the simplex into smaller parts, each of which can be estimated; see (7.4) onward.

Assumption (A4) (d) provides an asymptotic upper bound on the diameter of each region B_i . This is used in the proofs, together with the smoothness conditions in Assumption (A1), to control differences of f , σ , or m , at two different points within the region B_i . Such differences appear in multiple instances in the pointwise variance analysis when applying the multivariate mean value theorem, and also in the second-order Taylor expansion of m in the pointwise bias analysis.

Assumption (A4) (e) imposes a uniform control on the relative weight of each region B_i . For example, if the design density is uniform—such as when the design points form a grid of mesh size $\asymp n^{-1/d}$ over the d -dimensional simplex \mathcal{S}_d and the regions B_i are chosen to be the associated Voronoi cells (see Figure 3.1 for the case $d = 2$)—then Assumption (A4) (e) indicates that each region B_i has asymptotic weight $1/n$, which is natural.

Note that if random design points are uniformly generated for every $n \in \mathbb{N}$, with each sequence fixed once it has been generated, and if each B_i is taken to be the Voronoi cell of \mathbf{x}_i , then the asymptotic upper bound on the diameter of B_i in Assumption (A4) (d) would need to be relaxed by a logarithmic factor, as shown in Theorem 5.1 of Devroye et al. (2017); see also Gibbs and Chen (2020) for a closely related analysis. In turn, this additional factor in Assumption (A4) (d) would have an impact on the asymptotics of every result in Section 4.

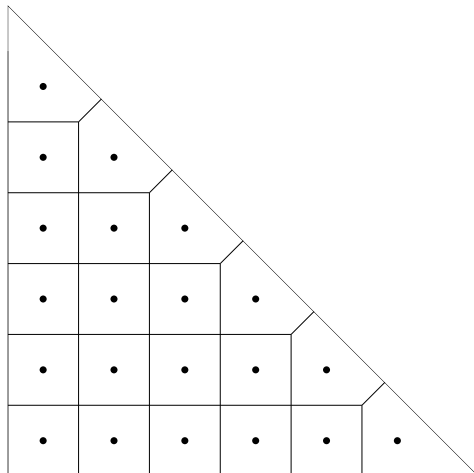


Figure 3.1: The black dots represent the sequence of design points $\mathbf{x}_1, \dots, \mathbf{x}_n$ and is chosen here to form a grid of mesh size $\asymp n^{-1/2}$ over the two-dimensional simplex \mathcal{S}_2 . The sequence B_1, \dots, B_n is chosen to be the corresponding Voronoi diagram in the simplex, where each polygonal region B_i around \mathbf{x}_i corresponds to the Voronoi cell of \mathbf{x}_i . The same construction generalizes straightforwardly to higher dimensions.

Assumption (A1) is very common in the nonparametric regression context; see, e.g., Chapter 3 of Fan and Gijbels (1996). The requirement that the regression function m is twice continuously differentiable is needed to apply a second-order Taylor expansion in the pointwise bias analysis in the proof of Proposition 4.1. The assumption that both f and σ^2 are Lipschitz continuous means that within each region B_i , the value of f or σ^2 at any given point is equal to their value at the representative \mathbf{x}_i , up to an error asymptotically bounded by the distance from the point to \mathbf{x}_i . More generally, Assumption (A1) implies that differences of f or σ^2 at two different points in B_i are asymptotically bounded by the diameter of B_i . Hence, this assumption is often employed in the proofs in conjunction with Assumption (A4) (d).

Assumption (A2) is also standard in this setting; again, refer to Chapter 3 of Fan and Gijbels (1996). This assumption is used to control the ratio $\sigma^2(\mathbf{s})/f(\mathbf{s})$ and related error terms, which appear in the asymptotics of the variance of $\hat{m}_{n,b}^{(\text{GM})}(\mathbf{s})$; see the proof of Proposition 4.2. Additionally, it is used to apply Lebesgue's dominated convergence theorem (i.e., exchange limits and integrals) when investigating the integrated variance in the proof of Theorem 4.4. It should be noted that the uniform upper bound on σ^2 , i.e., $\max_{\mathbf{x} \in \mathcal{S}_d} \sigma^2(\mathbf{x}) \leq \sigma_0^2 < \infty$, is technically redundant as it is already implied by the (Lipschitz) continuity of σ^2 over the compact domain \mathcal{S}_d in Assumption (A1). It is still stated explicitly in Assumption (A2) as a reminder and for referencing convenience.

Finally, Assumption (A3) is also specific to the GM estimator with Dirichlet kernel. The implicit assumption $b = b(n) \rightarrow 0$ as $n \rightarrow \infty$ was already mentioned in Section 2, and the technical condition $b^{-1}n^{-1/d} \rightarrow 0$ implies that the diameter of the regions B_i (for example $\asymp n^{-1/d}$ with $d = 2$ in Figure 3.1) must be asymptotically smaller than the bandwidth parameter b as $n \rightarrow \infty$. In the proofs, this condition is used to show that various error terms involved in the pointwise bias and variance analyzes of $\hat{m}_{n,b}^{(\text{GM})}(\mathbf{s})$ are asymptotically negligible compared to the main terms.

4. Main results

In the case $d = 1$, the asymptotics of the pointwise bias and variance were first derived by Chen (2000). Propositions 4.1 and 4.2 below generalize these findings to the GM estimator with Dirichlet kernel on the simplex in arbitrary dimension $d \geq 1$.

Proposition 4.1 (Pointwise bias). *Suppose that Assumptions (A1)–(A4) hold. Then, as $n \rightarrow \infty$ and uniformly for all $\mathbf{s} \in \mathcal{S}_d$, one has*

$$\text{Bias}\{\hat{m}_{n,b}^{(\text{GM})}(\mathbf{s})\} = \mathbb{E}\{\hat{m}_{n,b}^{(\text{GM})}(\mathbf{s})\} - m(\mathbf{s}) = b g(\mathbf{s}) + o(b) + \mathcal{O}(n^{-1/d}),$$

where the function g is defined, for all $\mathbf{s} \in \mathcal{S}_d$, by

$$g(\mathbf{s}) = \sum_{i=1}^d \{1 - (d+1)s_i\} \frac{\partial}{\partial s_i} m(\mathbf{s}) + \frac{1}{2} \sum_{i,j=1}^d s_i (\mathbb{1}_{\{i=j\}} - s_j) \frac{\partial^2}{\partial s_i \partial s_j} m(\mathbf{s}).$$

Proposition 4.2 (Pointwise variance). *Suppose that Assumptions (A1)–(A4) hold, and let $\mathcal{J} \subseteq [d]$ and $\boldsymbol{\lambda} = (\lambda_1, \dots, \lambda_d) \in [2, \infty)^d$ be given. If a sequence $\mathbf{s} = \mathbf{s}(b)$ is selected inside $\text{Int}(\mathcal{S}_d)$ such that $s_i/b \rightarrow \lambda_i$ for all $i \in \mathcal{J}$, s_i is fixed for all $i \in [d] \setminus \mathcal{J}$, and s_{d+1} is fixed, then*

$$\text{Var}\{\hat{m}_{n,b}^{(\text{GM})}(\mathbf{s})\} = n^{-1} b^{-(d+|\mathcal{J}|)/2} \times \left\{ \frac{\psi_{\mathcal{J}}(\mathbf{s}) \sigma^2(\mathbf{s})}{f(\mathbf{s})} \prod_{i \in \mathcal{J}} \frac{\Gamma(2\lambda_i + 1)}{2^{2\lambda_i + 1} \Gamma^2(\lambda_i + 1)} + o_{\boldsymbol{\lambda}, \mathbf{s}}(1) \right\},$$

where, for every $\mathcal{J} \subseteq [d]$ and $\mathbf{s} \in \text{Int}(\mathcal{S}_d)$,

$$\psi(\mathbf{s}) \equiv \psi_{\emptyset}(\mathbf{s}), \quad \psi_{\mathcal{J}}(\mathbf{s}) = \left\{ (4\pi)^{d-|\mathcal{J}|} s_{d+1} \prod_{i \in [d] \setminus \mathcal{J}} s_i \right\}^{-1/2}. \quad (4.1)$$

Remark 1. Proposition 4.2 shows that for any estimation point \mathbf{s} located within the interior of the simplex, the pointwise variance of the GM estimator with Dirichlet kernel has an asymptotic order of $n^{-1}b^{-d/2}$. When \mathbf{s} approaches the boundary in one or more of the d dimensions, the variance increases by a multiplicative factor of $b^{-1/2}$ per dimension. Thus, if \mathbf{s} is near a $(d-|\mathcal{J}|)$ -dimensional boundary, the pointwise variance scales as $n^{-1}b^{-(d+|\mathcal{J}|)/2}$.

As an immediate corollary to Propositions 4.1 and 4.2, the asymptotics for the mean squared error are obtained for any fixed point \mathbf{s} lying in the interior of the simplex.

Corollary 4.3 (Mean squared error). *Suppose that Assumptions (A1)–(A4) hold, and let the point $\mathbf{s} \in \text{Int}(\mathcal{S}_d)$ be fixed. Then, as $n \rightarrow \infty$,*

$$\begin{aligned} \text{MSE}\{\hat{m}_{n,b}^{(\text{GM})}(\mathbf{s})\} &= \mathbb{E}\{|\hat{m}_{n,b}^{(\text{GM})}(\mathbf{s}) - m(\mathbf{s})|^2\} = [\text{Bias}\{\hat{m}_{n,b}^{(\text{GM})}(\mathbf{s})\}]^2 + \text{Var}\{\hat{m}_{n,b}^{(\text{GM})}(\mathbf{s})\} \\ &= b^2 g^2(\mathbf{s}) + n^{-1}b^{-d/2} \frac{\psi(\mathbf{s})\sigma^2(\mathbf{s})}{f(\mathbf{s})} \\ &\quad + o(b^2) + o(n^{-1/d}b) + \mathcal{O}(n^{-2/d}) + o_{\mathbf{s}}(n^{-1}b^{-d/2}). \end{aligned}$$

In particular, if $g(\mathbf{s}) \neq 0$ and $d \in \{1, 2, 3\}$, the asymptotically optimal choice of b , with respect to mean squared error (MSE) is

$$b_{\text{opt}}(\mathbf{s}) = n^{-2/(d+4)} \left\{ \frac{d}{4} \times \frac{\psi(\mathbf{s})\sigma^2(\mathbf{s})/f(\mathbf{s})}{g^2(\mathbf{s})} \right\}^{2/(d+4)},$$

with

$$\text{MSE}\{\hat{m}_{n,b_{\text{opt}}}^{(\text{GM})}(\mathbf{s})\} = n^{-4/(d+4)} \left\{ \frac{1 + d/4}{(d/4)^{d/(d+4)}} \right\} \frac{\{\psi(\mathbf{s})\sigma^2(\mathbf{s})/f(\mathbf{s})\}^{4/(d+4)}}{\{g^2(\mathbf{s})\}^{-d/(d+4)}} + o_{\mathbf{s}}(n^{-4/(d+4)}).$$

Remark 2. The optimal bandwidth above is determined by minimizing $b \mapsto \text{MSE}\{\hat{m}_{n,b}^{(\text{GM})}(\mathbf{s})\}$. The dimension restriction $d \in \{1, 2, 3\}$ arises from the need for the error rate $n^{-2/d}$ in the MSE to be asymptotically smaller than the optimal MSE rate, i.e.,

$$n^{-2/d} = o\{n^{-4/(d+4)}\} \Leftrightarrow \frac{2}{d} > \frac{4}{d+4} \Leftrightarrow 2d + 8 > 4d \Leftrightarrow d < 4.$$

This same restriction was observed for second-order kernels by Müller (1993, p. 179).

The following theorem results from integrating the MSE and demonstrating that the contribution from points near the boundary is negligible. An analogous result was derived for classical multivariate Gasser–Müller estimators with k th-order kernels by Müller (1993, p. 179–180); see also Müller (1988, Chapter 6) and Müller and Prewitt (1993).

Theorem 4.4 (Mean integrated squared error). *Suppose that Assumptions (A1)–(A4) hold. Then, as $n \rightarrow \infty$,*

$$\begin{aligned} \text{MISE}\{\hat{m}_{n,b}^{(\text{GM})}\} &= \int_{\mathcal{S}_d} \mathbb{E}\{|\hat{m}_{n,b}^{(\text{GM})}(\mathbf{s}) - m(\mathbf{s})|^2\} d\mathbf{s} \\ &= b^2 \int_{\mathcal{S}_d} g^2(\mathbf{s}) d\mathbf{s} + n^{-1}b^{-d/2} \int_{\mathcal{S}_d} \{\psi(\mathbf{s})\sigma^2(\mathbf{s})/f(\mathbf{s})\} d\mathbf{s} \\ &\quad + o(b^2) + o(n^{-1/d}b) + \mathcal{O}(n^{-2/d}) + o(n^{-1}b^{-d/2}). \end{aligned}$$

In particular, if $\int_{\mathcal{S}_d} g^2(\mathbf{s}) d\mathbf{s} \in (0, \infty)$ and $d \in \{1, 2, 3\}$, the asymptotically optimal choice of b , with respect to MISE, is

$$b_{\text{opt}} = n^{-2/(d+4)} \left[\frac{d}{4} \times \frac{\int_{\mathcal{S}_d} \{\psi(\mathbf{s})\sigma^2(\mathbf{s})/f(\mathbf{s})\} d\mathbf{s}}{\int_{\mathcal{S}_d} g^2(\mathbf{s}) d\mathbf{s}} \right]^{2/(d+4)},$$

with

$$\text{MISE}\{\hat{m}_{n,b_{\text{opt}}}^{(\text{GM})}\} = n^{-4/(d+4)} \left\{ \frac{1 + d/4}{(d/4)^{d/(d+4)}} \right\} \frac{[\int_{\mathcal{S}_d} \{\psi(\mathbf{s})\sigma^2(\mathbf{s})/f(\mathbf{s})\} d\mathbf{s}]^{4/(d+4)}}{\{\int_{\mathcal{S}_d} g^2(\mathbf{s}) d\mathbf{s}\}^{-d/(d+4)}} + o(n^{-4/(d+4)}).$$

Verification of the Lindeberg condition for double arrays leads to the asymptotic normality of $\hat{m}_{n,b}^{(\text{GM})}(\mathbf{s})$ at any fixed point \mathbf{s} lying inside the simplex. For the asymptotic normality of classical multivariate Gasser–Müller estimators with k th-order kernels, refer to Müller and Prewitt (1993).

Theorem 4.5 (Asymptotic normality). *Suppose that Assumptions (A1)–(A4) hold, and consider a fixed point $\mathbf{s} \in \text{Int}(\mathcal{S}_d)$ such that $\sigma^2(\mathbf{s}) \in (0, \infty)$. Assume further that the rate $R_n = n^{1/2}b^{d/4}$ grows to infinity as $n \rightarrow \infty$ and $b \rightarrow 0$, and that the errors $\varepsilon_1, \dots, \varepsilon_n$ in the model (2.1) satisfy, for any $\delta \in (0, \infty)$,*

$$\sum_{i=1}^n \mathbb{E}(\varepsilon_i^2 \mathbf{1}_{\{\varepsilon_i > \delta R_n\}}) = o(R_n^{-2}). \quad (4.2)$$

If $n^{1/2}b^{d/4+1} \rightarrow 0$ as $n \rightarrow \infty$ and $b \rightarrow 0$, then

$$n^{1/2}b^{d/4}\{\hat{m}_{n,b}^{(\text{GM})}(\mathbf{s}) - m(\mathbf{s})\} \rightsquigarrow \mathcal{N}[0, \psi(\mathbf{s})\sigma^2(\mathbf{s})/f(\mathbf{s})]. \quad (4.3)$$

Remark 3. In Theorem 4.5, if $n^{2/(d+4)}b \rightarrow \nu$ for some positive constant $\nu \in (0, \infty)$ as $n \rightarrow \infty$ and $b \rightarrow 0$, then it follows from (7.6) and the asymptotics of the bias term in Proposition 4.1 that

$$n^{2/(d+4)}\{\hat{m}_{n,b}^{(\text{GM})}(\mathbf{s}) - m(\mathbf{s})\} \rightsquigarrow \mathcal{N}[\nu g(\mathbf{s}), \nu^{-d/2}\psi(\mathbf{s})\sigma^2(\mathbf{s})/f(\mathbf{s})].$$

Remark 4. Here is an explicit example to illustrate that condition (4.2) is mild. Under the common assumption that the errors $\varepsilon_1, \dots, \varepsilon_n$ are independent and identically distributed (iid) standard normal random variables, one has

$$\sum_{i=1}^n \mathbb{E}(\varepsilon_i^2 \mathbf{1}_{\{\varepsilon_i > \delta R_n\}}) = n \mathbb{E}(\varepsilon_1^2 \mathbf{1}_{\{\varepsilon_1 > \delta R_n\}}) = n\{\delta R_n \phi(\delta R_n) + \bar{\Phi}(\delta R_n)\},$$

where ϕ and $\bar{\Phi}$ denote the density and survival function of the standard normal distribution, respectively. Using the optimal bandwidth rate derived in Theorem 4.4 with respect to the MISE criterion, i.e., $b \asymp n^{-2/(d+4)}$ valid for $d \in \{1, 2, 3\}$, one has $R_n = n^{1/2}b^{d/4} \asymp n^{2/(d+4)}$. Employing the well-known Gaussian tail bound $\bar{\Phi}(t) \leq t^{-1}\phi(t)$ (see, e.g., Adler and Taylor (2007, p. 49)), valid for all $t \in (0, \infty)$, it follows that

$$n\{\delta R_n \phi(\delta R_n) + \bar{\Phi}(\delta R_n)\} \leq n \left(\delta R_n + \frac{1}{\delta R_n} \right) \phi(\delta R_n) = o_\delta(R_n^{-2}),$$

with ample margin, given that $\phi(\delta R_n)$ decreases exponentially fast in R_n^2 . In this Gaussian setting, the above calculation shows more generally that condition (4.2) holds whenever the rate R_n grows polynomially in n as $n \rightarrow \infty$, which is indeed a very mild restriction. Condition (4.2) is expected to hold under other reasonable distributional assumptions on the errors.

5. Simulation study

This section presents a simulation study designed to investigate the performance of the GM estimator with Dirichlet kernel defined in (2.2). Its competitors are the Nadaraya–Watson (NW) estimator with Dirichlet kernel recently introduced by Bouzebda et al. (2024), given by

$$\hat{m}_{n,b}^{(NW)}(\mathbf{s}) = \frac{\sum_{i=1}^n Y_i \kappa_{\mathbf{s},b}(\mathbf{x}_i)}{\sum_{i=1}^n \kappa_{\mathbf{s},b}(\mathbf{x}_i)}, \quad (5.1)$$

and the more recent local linear (LL) estimator introduced by Genest and Ouimet (2024), given by

$$\hat{m}_{n,b}^{(LL)}(\mathbf{s}) = \hat{\alpha}_{\mathbf{s}} = \mathbf{e}_1^\top (\mathcal{X}_{\mathbf{s}}^\top W_{\mathbf{s}} \mathcal{X}_{\mathbf{s}})^{-1} \mathcal{X}_{\mathbf{s}}^\top W_{\mathbf{s}} \mathbf{Y}, \quad (5.2)$$

where $\mathbf{e}_1 = (1, 0, \dots, 0)^\top$ is a $(d+1) \times 1$ vector, and

$$\mathcal{X}_{\mathbf{s}} = \begin{bmatrix} 1 & (\mathbf{x}_1 - \mathbf{s})^\top \\ \vdots & \vdots \\ 1 & (\mathbf{x}_n - \mathbf{s})^\top \end{bmatrix}_{n \times (d+1)}, \quad W_{\mathbf{s}} = \text{diag} \begin{bmatrix} \kappa_{\mathbf{s},b}(\mathbf{x}_1) \\ \vdots \\ \kappa_{\mathbf{s},b}(\mathbf{x}_n) \end{bmatrix}_{n \times 1}, \quad \mathbf{Y} = \begin{bmatrix} Y_1 \\ \vdots \\ Y_n \end{bmatrix}_{n \times 1}.$$

The LL smoother corresponds to the intercept $\hat{\alpha}_{\mathbf{s}}$ that minimizes the locally weighted loss function

$$L(\alpha, \boldsymbol{\beta}) = \sum_{i=1}^n \{Y_i - \alpha - \boldsymbol{\beta}^\top (\mathbf{x}_i - \mathbf{s})\}^2 \kappa_{\mathbf{s},b}(\mathbf{x}_i).$$

The sequence of design points $\mathbf{x}_1, \dots, \mathbf{x}_n$ is the fixed mesh illustrated in Figure 3.1, viz.

$$\{(w_k(i-1) + 1/2, w_k(k-j) + 1/2)/(k+1) : 1 \leq i \leq j \leq k\}$$

inside the simplex, where $w_k = (k - 1/\sqrt{2})/(k-1)$ and k is a positive integer. In the case of the GM estimator with Dirichlet kernel, the sequence B_1, \dots, B_n of convex compact sets is chosen to be the Voronoi diagram associated with the design points, so that, for every $i \in [n]$, B_i is the Voronoi cell of \mathbf{x}_i .

The response variables Y_1, \dots, Y_n are generated according to the model

$$Y_i = m(\mathbf{x}_i) + \varepsilon_i,$$

where the errors satisfy

$$\varepsilon_1, \dots, \varepsilon_n \stackrel{\text{iid}}{\sim} \mathcal{N} \left[0, \frac{1}{10} \text{IQR}\{m(\mathbf{x}_1), \dots, m(\mathbf{x}_n)\} \right],$$

and $\text{IQR}(\cdot)$ denotes the interquartile range.

Bandwidth selection is performed using least-squares cross-validation (LSCV). More specifically, for a given method in $\{\text{GM}, \text{LL}, \text{NW}\}$ and a target regression function m , the bandwidth $\hat{b}_n \in (0, \infty)$ is chosen to minimize the criterion

$$\text{LSCV}(b) = \frac{1}{1000 \times d!} \sum_{i=1}^{1000} |\hat{m}_{n,b}^{(\text{method})}(\mathbf{U}_i) - m(\mathbf{U}_i)|^2,$$

where $\mathbf{U}_1, \dots, \mathbf{U}_{1000}$ form a random sample from the uniform distribution $\mathcal{U}(\mathcal{S}_d)$ on the unit simplex \mathcal{S}_d . The factor $d!$ in the denominator is the normalization constant for this distribution. For each $b \in (0, \infty)$, note that $\text{LSCV}(b)$ is an unbiased estimator of

$$\text{MISE}\{\hat{m}_{n,b}^{(\text{method})}\} \equiv \int_{\mathcal{S}_d} \mathbb{E}\{|\hat{m}_{n,b}^{(\text{method})}(\mathbf{s}) - m(\mathbf{s})|^2\} d\mathbf{s}.$$

Six target regression functions were tested, defined for all $\mathbf{s} = (s_1, s_2) \in \mathcal{S}_2$ as follows:

- | | |
|---|---|
| (i) $m_1(\mathbf{s}) = \ln(1 + s_1 + s_2)$; | (iv) $m_4(\mathbf{s}) = s_1(1 + s_2)$; |
| (ii) $m_2(\mathbf{s}) = \sin(s_1) + \cos(s_2)$; | (v) $m_5(\mathbf{s}) = (s_1 + 1/4)^2 + (s_2 + 3/4)^2$; |
| (iii) $m_3(\mathbf{s}) = \sqrt{s_1} + \sqrt{s_2}$; | (vi) $m_6(\mathbf{s}) = (1 + s_1)e^{s_2}$. |

Let $R = 100$ be the number of Monte Carlo replications. For each method in $\{\text{GM}, \text{NW}, \text{LL}\}$, each target regression function m_j for $j \in \{1, \dots, 6\}$, and each sample size $n = k(k + 1)/2$ with $k \in \{7, 10, 14\}$, the mean, median, standard deviation, and interquartile range of the sequence of Monte Carlo estimates of the integrated squared errors are reported in Table 5.1:

$$\widehat{\text{ISE}}_{\text{method}}^{j,r} = \frac{1}{1000 \times 2} \sum_{i=1}^{1000} |\hat{m}_{n, \hat{\delta}_{n,r}}^{(\text{method})}(\mathbf{U}_i) - m_j(\mathbf{U}_i)|^2,$$

where $r \in \{1, \dots, R\}$. In each case (m_j, n) , Table 5.1 shows that the LL smoother with Dirichlet kernel proposed by Genest and Ouimet (2024) has the smallest mean, median, standard deviation, and interquartile range, clearly demonstrating its dominance over the new GM estimator with Dirichlet kernel in (2.2) and the NW estimator with Dirichlet kernel of Bouzebda et al. (2024).

Remark 5. *In Table 5.1, the integrals in the definition of the GM estimator with Dirichlet kernel are estimated using `adaptIntegrate` with a relative tolerance of 10^{-3} . Independent simulations (not presented here) using small samples indicate that the performance of the GM estimator with Dirichlet kernel seems to improve the level of the NW estimator when the relative tolerance of `adaptIntegrate` is decreased to 10^{-5} . Unfortunately, due to the significantly higher computational time required by the GM method compared to the other two methods (several orders of magnitude), generating an analog of Table 5.1 with the latter relative tolerance was not feasible.*

6. Real-data application

The GEMAS (Geochemical mapping of agricultural and grazing land soils) project is a large-scale geochemical survey conducted across Europe, managed by EuroGeoSurveys (Reimann et al., 2012). The primary aim of this project was to analyze the chemical composition of soil samples from various agricultural and grazing lands. By establishing a consistent and systematic sampling strategy, the project gathered a comprehensive dataset spanning 33 European countries. This effort allows for the identification of baseline concentrations of major and trace elements in topsoil, providing insights into natural and anthropogenic influences on soil composition.

Each soil sample was collected from the top 20 cm of the soil profile to standardize the dataset. The GEMAS dataset, accessible in the GitHub repository of Daayeb et al. (2025), is notable for its broad coverage, extensive number of samples, and rigorous analytical techniques. Among the suite of data collected are properties such as elemental concentrations, particle size distribution, and pH levels measured in a calcium chloride (CaCl_2) solution. The use of CaCl_2 provides a stabilized ionic strength, which results in more consistent and realistic pH readings, better representing the conditions encountered by plant roots in soil.

The simulation study conducted in Section 5 has shown that the LL smoother with Dirichlet kernel, in (5.2), outperforms both the new GM estimator with Dirichlet kernel, in (2.2), and the NW estimator with Dirichlet kernel, in (5.1). Therefore, the present section analyzes part of the GEMAS dataset using the LL smoother.

Table 5.1: Comparison of the GM, NW, and LL methods based on the mean, median, standard deviation (SD), and interquartile range (IQR) of 100 ISE values, multiplied by 10^7 , for regression functions m_1 through m_6 and sample sizes $n \in \{28, 55, 105\}$. The integrals in the definition of the GM estimator with Dirichlet kernel are computed using `adaptIntegrate` with a relative tolerance of 10^{-3} .

Function	n	Method	Mean	SD	Median	IQR
m_1	28	GM	5059	492	4967	503
		NW	2305	144	2321	227
		LL	398	17	399	24
m_1	55	GM	4104	417	4034	411
		NW	1817	90	1808	135
		LL	345	15	346	19
m_1	105	GM	3573	379	3581	368
		NW	1230	66	1233	85
		LL	239	10	239	15
m_2	28	GM	13733	1735	13097	1515
		NW	7441	479	7421	502
		LL	2160	86	2153	104
m_2	55	GM	12048	1769	11513	989
		NW	5215	203	5227	264
		LL	1319	50	1317	67
m_2	105	GM	10721	1516	10470	1092
		NW	3237	200	3226	300
		LL	896	40	894	54
m_3	28	GM	24320	2098	24132	3036
		NW	14831	1309	14932	1828
		LL	5950	536	5938	675
m_3	55	GM	18821	1929	18612	1995
		NW	8965	874	8995	1272
		LL	3541	336	3535	445
m_3	105	GM	16279	2052	15906	1894
		NW	5128	520	5088	767
		LL	2383	222	2406	341
m_4	28	GM	13826	1241	13584	1735
		NW	8748	451	8776	651
		LL	2860	114	2865	141
m_4	55	GM	10712	958	10678	1327
		NW	5895	287	5883	408
		LL	1718	84	1710	125
m_4	105	GM	8422	1162	8200	1455
		NW	3844	199	3838	265
		LL	1081	52	1087	68
m_5	28	GM	57463	6986	56254	6014
		NW	31305	2427	31276	3718
		LL	8528	365	8565	465
m_5	55	GM	45477	3909	45631	4216
		NW	19900	1259	19894	1593
		LL	5906	256	5906	314
m_5	105	GM	38437	4662	38529	5621
		NW	10989	646	11005	876
		LL	3899	173	3899	244
m_6	28	GM	38471	5824	36364	4095
		NW	19211	1392	19136	1790
		LL	3916	150	3918	191
m_6	55	GM	30636	5922	28169	4864
		NW	12108	576	12169	895
		LL	2367	108	2381	159
m_6	105	GM	24635	3806	23206	2325
		NW	6647	433	6670	604
		LL	1462	71	1453	95

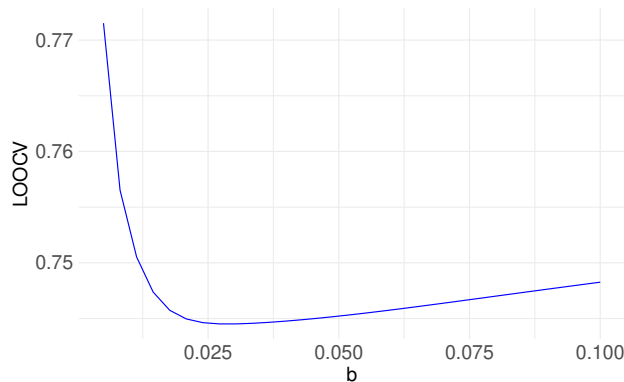


Figure 6.1: Plot of leave-one-out cross-validation criterion as a function of the bandwidth for the GEMAS dataset.

After removing the few rows with missing information, the dataset comprises 2083 design points of the form $\mathbf{x}_i = (x_{i,1}, x_{i,2})$, which represent the (renormalized) proportions of sand and silt in each soil sample, respectively. The proportion of clay is determined by the complement, $1 - x_{i,1} - x_{i,2}$. The pH in CaCl₂ of each sample, denoted y_i , serves as an explanatory variable. The goal is to use the LL smoother to estimate the pH in CaCl₂ based on soil composition. This nonparametric regression estimate helps in understanding how soil texture influences pH levels, which is critical for agricultural management and assessing soil quality.

The bandwidth b is selected using the leave-one-out cross-validation method which minimizes the criterion

$$\text{LOOCV}(b) = \frac{1}{n} \sum_{i=1}^n \{y_i - \hat{m}_{n,b,(-i)}^{(\text{LL})}(\mathbf{x}_i)\}^2,$$

where $\hat{m}_{n,b,(-i)}^{(\text{LL})}$ represents the leave-one-out estimator for each $i \in \{1, \dots, n\}$, i.e., the local linear smoother defined without the i th pair (\mathbf{x}_i, y_i) . Figure 6.1 shows the graph of LOOCV as a function of the bandwidth b .

Numerical computations reveal that the optimal bandwidth under this criterion is

$$\hat{b} = \operatorname{argmin}_{b \in (0, \infty)} \text{LOOCV}(b) \approx 0.0303.$$

The density plot of $\hat{m}_{2083, \hat{b}}^{(\text{LL})}$ is illustrated in Figure 6.2.

Here are terms typically associated with different ranges of soil pH¹:

- | | |
|------------------------------------|---|
| a) Extremely acidic: Less than 4.5 | f) Neutral: 6.6–7.3 |
| b) Very strongly acidic: 4.5–5.0 | g) Slightly alkaline: 7.4–7.8 |
| c) Strongly acidic: 5.1–5.5 | h) Moderately alkaline: 7.9–8.4 |
| d) Moderately acidic: 5.6–6.0 | i) Strongly alkaline: 8.5–9.0 |
| e) Slightly acidic: 6.1–6.5 | j) Very strongly alkaline: Greater than 9.1 |

Based on the density plot and the pH level terms listed above, observations and interpretations regarding pH levels at different sand, silt, and clay compositions are as follows:

¹<https://www.esf.edu/ecenter/eis/soilph.php>

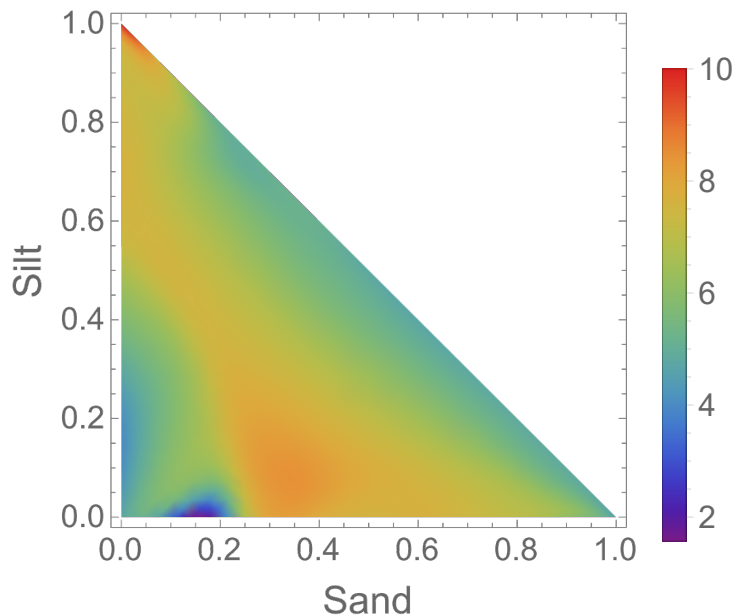


Figure 6.2: Density plot of the estimated pH in CaCl₂ as a function of the proportion of sand and silt.

1. Low sand, very low silt, high clay (e.g., 15–20% sand, 0–5% silt, and the balance in clay): This region is in a blueish-purple shade, suggesting a pH level below 4.5, which would classify the soil as *extremely acidic*.
2. Very high sand, very low silt (e.g., 97–100% sand, 0–5% silt, and 0–3% clay): This region is in a reddish-orange shade, suggesting a pH level above 9.1, which would classify the soil as *very strongly alkaline*.
3. High sand, low silt, moderate clay (e.g., 70–80% sand, 10–20% silt, and the balance in clay): This region appears mostly yellow-green, which suggests a pH level around 6.5 to 7.5, indicating that the soil is likely *slightly acidic to neutral*.
4. Moderate sand, low silt (e.g., 30–40% sand, 5–15% silt, and the balance in clay): This region is in an orange shade, suggesting a pH level around 7.5 to 8.5, indicating that the soil is likely *slightly to moderately alkaline*.
5. High sand and silt, with sand above 20% (e.g., proportions of sand and silt together exceeding 90%, and sand alone above 20%): This region appears in a green shade, suggesting a pH level around 5.6 to 6.5, which would classify the soil as *moderately to slightly acidic*.
6. Very low sand, low to moderate silt (e.g., 0–3% sand, 5–30% silt, and the balance in clay): This region is in a blue-green shade, suggesting a pH level around 4.5 to 5.0, indicating that the soil is likely *very strongly acidic*.
7. Moderate sand and silt (e.g., the sum of sand and silt is 60% \pm 5%): This region is in a light orange shade, suggesting a pH level around 7.5 to 8.0, which would classify the soil as *slightly to moderately alkaline*.

These interpretations provide a detailed but non-comprehensive view of soil pH trends in relation to different proportions of sand, silt, and clay in Figure 6.2. Other observations and comments could possibly be made by experts in the field.

7. Proofs

7.1. Proof of Proposition 4.1

For each $\mathbf{s} \in \mathcal{S}_d$, let

$$\boldsymbol{\xi}_s = (\xi_1, \dots, \xi_d) \sim \text{Dirichlet}(\mathbf{s}/b + 1, s_{d+1}/b + 1).$$

Consider the following bias decomposition:

$$\begin{aligned} \text{Bias}\{\hat{m}_{n,b}^{(\text{GM})}(\mathbf{s})\} &= \mathbb{E}\{\hat{m}_{n,b}^{(\text{GM})}(\mathbf{s})\} - m(\mathbf{s}) \\ &= [\mathbb{E}\{\hat{m}_{n,b}^{(\text{GM})}(\mathbf{s})\} - \mathbb{E}\{m(\boldsymbol{\xi}_s)\}] + [\mathbb{E}\{m(\boldsymbol{\xi}_s)\} - m(\mathbf{s})] \\ &\equiv (I) + (II). \end{aligned} \tag{7.1}$$

Using Assumption (A1) to apply a first-order Taylor expansion on m , and Assumption (A4) (d) to control the diameter of B_i , one has

$$(I) = \sum_{i=1}^n \int_{B_i} \{m(\mathbf{x}_i) - m(\mathbf{x})\} \kappa_{s,b}(\mathbf{x}) d\mathbf{x} \leq \mathcal{O}(n^{-1/d}) \sum_{i=1}^n \int_{B_i} \kappa_{s,b}(\mathbf{x}) d\mathbf{x} = \mathcal{O}(n^{-1/d}),$$

where the last equality is a consequence of Assumptions (A4) (a) and (c). Moreover, given that M is twice continuously differentiable by Assumption (A1), Theorem 1 of Ouimet and Tolosana-Delgado (2022) implies that

$$(II) = b g(\mathbf{s}) + o(b),$$

where

$$g(\mathbf{s}) = \sum_{i=1}^d \{1 - (d+1)s_i\} \frac{\partial}{\partial s_i} m(\mathbf{s}) + \frac{1}{2} \sum_{i,j=1}^d s_i (\mathbb{1}_{\{i=j\}} - s_j) \frac{\partial^2}{\partial s_i \partial s_j} m(\mathbf{s}).$$

It suffices to combine the asymptotics of (I) and (II) in (7.1) to complete the proof.

7.2. Proof of Proposition 4.2

Fix $\mathcal{J} \subseteq [d]$ and $\boldsymbol{\lambda} \in [2, \infty)^d$. Throughout the proof, assume that $\mathbf{s} = \mathbf{s}(b)$ is chosen inside $\text{Int}(\mathcal{S}_d)$ in such a way that $s_i/b \rightarrow \lambda_i$ for all $i \in \mathcal{J}$, s_i is fixed for all $i \in [d] \setminus \mathcal{J}$, and s_{d+1} is fixed.

For each $i \in [n]$, the multivariate mean value theorem ensures the existence of $\mathbf{t}_i \in B_i$ such that

$$\int_{B_i} \kappa_{s,b}(\mathbf{t}) d\mathbf{t} = \lambda(B_i) \kappa_{s,b}(\mathbf{t}_i),$$

where $\lambda(B_i)$ denotes the Lebesgue measure of B_i . Given that the response variables Y_1, \dots, Y_n are uncorrelated with variances $\text{Var}(Y_i) = \sigma^2(\mathbf{x}_i)$, it follows that

$$\text{Var}\{\hat{m}_{n,b}^{(\text{GM})}(\mathbf{s})\} = \sum_{i=1}^n \sigma^2(\mathbf{x}_i) \left\{ \int_{B_i} \kappa_{s,b}(\mathbf{t}) d\mathbf{t} \right\}^2 = \sum_{i=1}^n \sigma^2(\mathbf{x}_i) \{\lambda(B_i) \kappa_{s,b}(\mathbf{t}_i)\}^2.$$

Using the Lipschitz continuity of σ^2 in Assumption (A1) and the bound on the diameter of B_i from Assumption (A4) (d), one finds that, for every $i \in [n]$,

$$\sigma^2(\mathbf{x}_i) = \sigma^2(\mathbf{t}_i) + \mathcal{O}(n^{-1/d}).$$

Moreover, under Assumptions (A1) and (A2), where f is Lipschitz continuous and bounded away from zero, the multivariate mean value theorem and Assumptions (A4) (d) and (e) ensure that, for each $i \in [n]$, there exists a point $\zeta_i \in B_i$ such that

$$\lambda(B_i) = \frac{1}{nf(\zeta_i)} + \mathcal{O}(n^{-1-1/d}).$$

Now using the Lipschitz continuity of f from Assumption (A1), the uniform lower bound on f from Assumption (A2), and the bound on the diameter of B_i from Assumption (A4) (d), one deduces

$$\frac{1}{nf(\zeta_i)} = \frac{1}{nf(\mathbf{t}_i)} + \frac{f(\mathbf{t}_i) - f(\zeta_i)}{nf(\zeta_i)f(\mathbf{t}_i)} = \frac{1}{nf(\mathbf{t}_i)} + \mathcal{O}(n^{-1-1/d}).$$

Combining the last four equations and using the uniform upper bound on σ^2 from Assumption (A2), it follows that

$$\begin{aligned} \text{Var}\{\hat{m}_{n,b}^{(\text{GM})}(\mathbf{s})\} &= \sum_{i=1}^n \sigma^2(\mathbf{x}_i) \lambda(B_i) \times \lambda(B_i) \kappa_{\mathbf{s},b}^2(\mathbf{t}_i) \\ &= \sum_{i=1}^n \left\{ \frac{\sigma^2(\mathbf{t}_i)}{nf(\mathbf{t}_i)} + \mathcal{O}(n^{-1-1/d}) \right\} \lambda(B_i) \kappa_{\mathbf{s},b}^2(\mathbf{t}_i) \\ &\equiv n^{-1} P_{n,1} + \mathcal{O}(n^{-1/d} \times n^{-1} P_{n,2}), \end{aligned}$$

where

$$P_{n,1} = \sum_{i=1}^n \frac{\sigma^2(\mathbf{t}_i)}{f(\mathbf{t}_i)} \lambda(B_i) \kappa_{\mathbf{s},b}^2(\mathbf{t}_i), \quad P_{n,2} = \sum_{i=1}^n \lambda(B_i) \kappa_{\mathbf{s},b}^2(\mathbf{t}_i).$$

In the remainder of the proof, the goal is to show that

$$n^{-1} P_{n,1} = n^{-1} \int_{S_d} \frac{\sigma^2(\mathbf{t})}{f(\mathbf{t})} \kappa_{\mathbf{s},b}^2(\mathbf{t}) d\mathbf{t} \times \{1 + o(1)\}, \quad (7.2)$$

$$n^{-1} P_{n,2} = n^{-1} \int_{S_d} \kappa_{\mathbf{s},b}^2(\mathbf{t}) d\mathbf{t} \times \{1 + o(1)\} = n^{-1} b^{-(d+|\mathcal{J}|)/2} \psi_{\mathcal{J}}(\mathbf{s}) \times \{1 + o(1)\}. \quad (7.3)$$

Using the Lipschitz continuity of σ^2 and f in Assumption (A1), along with the uniform upper and lower bounds on σ^2 and f from Assumption (A2), one sees that, for all $\mathbf{t} \in B_i$,

$$\frac{\sigma^2(\mathbf{t})}{f(\mathbf{t})} = \frac{\sigma^2(\mathbf{t}_i)}{f(\mathbf{t}_i)} + \mathcal{O}(n^{-1/d}).$$

Therefore, proving (7.2) reduces to showing that

$$n^{-1} \sum_{i=1}^n \frac{\sigma^2(\mathbf{t}_i)}{f(\mathbf{t}_i)} \lambda(B_i) \kappa_{\mathbf{s},b}^2(\mathbf{t}_i) = n^{-1} \sum_{i=1}^n \frac{\sigma^2(\mathbf{t}_i)}{f(\mathbf{t}_i)} \int_{B_i} \kappa_{\mathbf{s},b}^2(\mathbf{t}) d\mathbf{t} \times \{1 + o(1)\},$$

which is analogous to (7.3). Henceforth, only the details of the proof of (7.3) are presented.

By the multivariate mean value theorem, for every $i \in [n]$, there exists $\theta_i \in B_i$ such that

$$\int_{B_i} \kappa_{\mathbf{s},b}^2(\mathbf{t}) d\mathbf{t} = \lambda(B_i) \kappa_{\mathbf{s},b}^2(\theta_i). \quad (7.4)$$

Combining (7.3), (7.4), and applying the triangle inequality yields

$$\begin{aligned} \left| n^{-1}P_{n,2} - n^{-1} \int_{\mathcal{S}_d} \kappa_{\mathbf{s},b}^2(\mathbf{t}) d\mathbf{t} \right| &= \left| n^{-1} \sum_{i=1}^n \lambda(B_i) \{ \kappa_{\mathbf{s},b}^2(\mathbf{t}_i) - \kappa_{\mathbf{s},b}^2(\boldsymbol{\theta}_i) \} \right| \\ &\leq n^{-1} \sum_{i=1}^n \lambda(B_i) | \kappa_{\mathbf{s},b}^2(\mathbf{t}_i) - \kappa_{\mathbf{s},b}^2(\boldsymbol{\theta}_i) |. \end{aligned} \quad (7.5)$$

Applying the multivariate mean value theorem again, then, for every $i \in [n]$, there exists $\boldsymbol{\eta}_i$ on the line segment joining \mathbf{t}_i and $\boldsymbol{\theta}_i$ (the convexity of B_i implies $\boldsymbol{\eta}_i \in B_i$) such that

$$| \kappa_{\mathbf{s},b}^2(\mathbf{t}_i) - \kappa_{\mathbf{s},b}^2(\boldsymbol{\theta}_i) | = 2\kappa_{\mathbf{s},b}(\boldsymbol{\eta}_i) \sum_{k=1}^d \left| \frac{\partial}{\partial r_k} \kappa_{\mathbf{s},b}(\boldsymbol{\eta}_i) \right| |t_{i,k} - \theta_{i,k}|,$$

where $t_{i,k}$ and $\theta_{i,k}$ denote the k th components of \mathbf{t}_i and $\boldsymbol{\theta}_i$, respectively.

Let $\mathbf{e}_k = (0, \dots, 0, 1, 0, \dots, 0)$ denote the k th standard basis vector in \mathbb{R}^d . Using the local bound on the Dirichlet kernel from Lemma 8.2, one has

$$\begin{aligned} \max_{\mathbf{r} \in \mathcal{S}_d} \left| \frac{\partial}{\partial r_k} \kappa_{\mathbf{s},b}(\mathbf{r}) \right| &= \max_{\mathbf{r} \in \mathcal{S}_d} \left| \frac{s_k}{b} K_{\mathbf{s}/b+1-\mathbf{e}_k, s_{d+1}/b+1}(\mathbf{r}) - \frac{s_{d+1}}{b} K_{\mathbf{s}/b+1, s_{d+1}/b}(\mathbf{r}) \right| \\ &\leq b^{-1} \max_{\mathbf{r} \in \mathcal{S}_d} K_{\mathbf{s}/b+1-\mathbf{e}_k, s_{d+1}/b+1}(\mathbf{r}) + b^{-1} \max_{\mathbf{r} \in \mathcal{S}_d} K_{\mathbf{s}/b+1, s_{d+1}/b}(\mathbf{r}) \\ &\ll b^{-1} \times b^{-(d+|\mathcal{J}|)/2} \psi_{\mathcal{J}}(\mathbf{s}). \end{aligned}$$

Additionally, given that $\int_{\mathcal{S}_d} \kappa_{\mathbf{s},b}(\mathbf{r}) d\mathbf{r} = 1$, another application of the multivariate mean value theorem yields

$$\begin{aligned} \left| \sum_{i=1}^n \lambda(B_i) \kappa_{\mathbf{s},b}(\boldsymbol{\eta}_i) - 1 \right| &\leq \sum_{i=1}^n \int_{B_i} | \kappa_{\mathbf{s},b}(\mathbf{r}) - \kappa_{\mathbf{s},b}(\boldsymbol{\eta}_i) | d\mathbf{r} \\ &\ll \max_{i \in [n]} \text{diam}(B_i) \times \sum_{k=1}^d \int_{\mathcal{S}_d} \left| \frac{\partial}{\partial r_k} \kappa_{\mathbf{s},b}(\mathbf{r}) \right| d\mathbf{r} \\ &\ll n^{-1/d} \times b^{-1} \sum_{k=1}^d \left[\int_{\mathcal{S}_d} K_{\mathbf{s}/b+1-\mathbf{e}_k, s_{d+1}/b+1}(\mathbf{r}) d\mathbf{r} + \int_{\mathcal{S}_d} K_{\mathbf{s}/b+1, s_{d+1}/b}(\mathbf{r}) d\mathbf{r} \right] \\ &\ll b^{-1} n^{-1/d} = o(1), \end{aligned}$$

where the last equality is a consequence of Assumption (A3). Given that $\max_{k \in [d]} |t_{i,k} - \theta_{i,k}| \ll n^{-1/d}$ by Assumption (A4) (d), and $\int_{\mathcal{S}_d} \kappa_{\mathbf{s},b}(\mathbf{r}) d\mathbf{r} = 1$, it follows from (7.5) that

$$\begin{aligned} \left| n^{-1}P_{n,2} - n^{-1} \int_{\mathcal{S}_d} \kappa_{\mathbf{s},b}^2(\mathbf{t}) d\mathbf{t} \right| &\leq n^{-1} \sum_{i=1}^n \lambda(B_i) | \kappa_{\mathbf{s},b}^2(\mathbf{t}_i) - \kappa_{\mathbf{s},b}^2(\boldsymbol{\theta}_i) | \\ &\ll n^{-1} b^{-(d+|\mathcal{J}|)/2} \psi_{\mathcal{J}}(\mathbf{s}) \times b^{-1} n^{-1/d} \times \sum_{i=1}^n \lambda(B_i) \kappa_{\mathbf{s},b}(\boldsymbol{\eta}_i) \\ &\ll n^{-1} b^{-(d+|\mathcal{J}|)/2} \psi_{\mathcal{J}}(\mathbf{s}) \times b^{-1} n^{-1/d} \times \{1 + o(1)\} \\ &= o\{ n^{-1} b^{-(d+|\mathcal{J}|)/2} \psi_{\mathcal{J}}(\mathbf{s}) \}, \end{aligned}$$

where the last equality again follows from Assumption (A3). This concludes the proof.

7.3. Proof of Theorem 4.4

Applying the bound and convergence of A_b in Lemma 8.3, along with the respective upper and lower bounds on f and σ^2 from Assumption (A2), and using Lebesgue's dominated convergence theorem, one can deduce from Proposition 4.2 that

$$nb^{d/2} \int_{\mathcal{S}_d} \text{Var}\{\hat{m}_{n,b}^{(\text{GM})}(\mathbf{s})\} d\mathbf{s} = b^{d/2} \int_{\mathcal{S}_d} \frac{A_b(\mathbf{s})\sigma^2(\mathbf{s})}{f(\mathbf{s})} \{1 + o(1)\} d\mathbf{s} = \int_{\mathcal{S}_d} \frac{\psi(\mathbf{s})\sigma^2(\mathbf{s})}{f(\mathbf{s})} d\mathbf{s} + o(1).$$

Similarly, given that m is twice continuously differentiable on \mathcal{S}_d by Assumption (A1) and \mathcal{S}_d is compact, the second-order partial derivatives of m are bounded. Therefore, using Proposition 4.1 together with the dominated convergence theorem, one finds that

$$b^{-2} \int_{\mathcal{S}_d} \text{Bias}\{\hat{m}_{n,b}^{(\text{GM})}(\mathbf{s})\}^2 d\mathbf{s} = \int_{\mathcal{S}_d} g^2(\mathbf{s}) d\mathbf{s} + o(1) + \mathcal{O}\{b^{-2}n^{-2/d}\}.$$

Combining the last two equations yields

$$\begin{aligned} \text{MISE}\{\hat{m}_{n,b}^{(\text{GM})}\} &= \int_{\mathcal{S}_d} \text{Var}\{\hat{m}_{n,b}^{(\text{GM})}(\mathbf{s})\} d\mathbf{s} + \int_{\mathcal{S}_d} [\text{Bias}\{\hat{m}_{n,b}^{(\text{GM})}(\mathbf{s})\}]^2 d\mathbf{s} \\ &= n^{-1}b^{-d/2} \int_{\mathcal{S}_d} \frac{\psi(\mathbf{s})\sigma^2(\mathbf{s})}{f(\mathbf{s})} d\mathbf{s} + b^2 \int_{\mathcal{S}_d} g^2(\mathbf{s}) d\mathbf{s} \\ &\quad + o(b^2) + o(n^{-1/d}b) + \mathcal{O}(n^{-2/d}) + o(n^{-1}b^{-d/2}). \end{aligned}$$

This concludes the argument.

7.4. Proof of Theorem 4.5

Let $\mathbf{s} \in \text{Int}(\mathcal{S}_d)$ be given. Consider the decomposition:

$$\hat{m}_{n,b}^{(\text{GM})}(\mathbf{s}) - m(\mathbf{s}) = [\hat{m}_{n,b}^{(\text{GM})}(\mathbf{s}) - \mathbb{E}\{\hat{m}_{n,b}^{(\text{GM})}(\mathbf{s})\}] + [\mathbb{E}\{\hat{m}_{n,b}^{(\text{GM})}(\mathbf{s})\} - m(\mathbf{s})]. \quad (7.6)$$

Under the assumption that $n^{1/2}b^{d/4+1} \rightarrow 0$ as $n \rightarrow \infty$ and $b \rightarrow 0$, the second term on the right-hand side (i.e., the bias term) converges to zero by Proposition 4.1. Therefore, to conclude the proof, it suffices to show that

$$n^{1/2}b^{d/4} [\hat{m}_{n,b}^{(\text{GM})}(\mathbf{s}) - \mathbb{E}\{\hat{m}_{n,b}^{(\text{GM})}(\mathbf{s})\}] \rightsquigarrow \mathcal{N}[0, \psi(\mathbf{s})\sigma^2(\mathbf{s})/f(\mathbf{s})].$$

Recalling the definition of the GM estimator with Dirichlet kernel in (2.2), and noting that the errors $\varepsilon_1, \dots, \varepsilon_n$ have mean zero and are uncorrelated, one has

$$\hat{m}_{n,b}^{(\text{GM})}(\mathbf{s}) - \mathbb{E}\{\hat{m}_{n,b}^{(\text{GM})}(\mathbf{s})\} = \sum_{i=1}^n Z_{\mathbf{s},b,i}, \quad \text{with } Z_{\mathbf{s},b,i} = \varepsilon_i \int_{B_i} \kappa_{\mathbf{s},b}(\mathbf{x}) d\mathbf{x},$$

where the random variables $Z_{\mathbf{s},b,1}, \dots, Z_{\mathbf{s},b,n}$ are centered and uncorrelated. The asymptotic normality of $n^{1/2}b^{d/4} \sum_{i=1}^n Z_{\mathbf{s},b,i}$ will be established by verifying the following Lindeberg condition for double arrays: Whatever $\delta \in (0, \infty)$, one has, as $n \rightarrow \infty$,

$$\frac{\sum_{i=1}^n \mathbb{E}(|Z_{\mathbf{s},b,i}|^2 \mathbf{1}_{\{|Z_{\mathbf{s},b,i}| > 2\delta s_{n,b}\}})}{s_{n,b}^2} \rightarrow 0, \quad (7.7)$$

where $s_{n,b}^2 = \sum_{i=1}^n \mathbb{E}\{|Z_{\mathbf{s},b,i}|^2\}$.

Using Proposition 4.2 in the case where $\mathbf{s} \in \text{Int}(\mathcal{S}_d)$ is fixed (i.e., $\mathcal{J} = \emptyset$), one has

$$s_{n,b}^2 = n^{-1}b^{-d/2} \frac{\psi(\mathbf{s})\sigma^2(\mathbf{s})}{f(\mathbf{s})} \times \{1 + o_{\mathbf{s}}(1)\}.$$

Additionally, using Assumption (A2) and (A4) (e) to obtain $\lambda(B_i) \ll n^{-1}$, and applying the local bound on the Dirichlet kernel from Lemma 8.2 to get $\max_{\mathbf{x} \in \mathcal{S}_d} \kappa_{\mathbf{s},b}(\mathbf{x}) \ll_{\mathbf{s}} b^{-d/2}$, one finds, for every $i \in [n]$,

$$|Z_{\mathbf{s},b,i}| \leq \varepsilon_i \lambda(B_i) \max_{\mathbf{x} \in \mathcal{S}_d} \kappa_{\mathbf{s},b}(\mathbf{x}) \ll_{\mathbf{s}} \varepsilon_i n^{-1}b^{-d/2}.$$

Therefore, combining the last two equations, in order to prove (7.7), it suffices to show that

$$\lim_{n \rightarrow \infty} \frac{\sum_{i=1}^n n^{-2}b^{-d} \mathbb{E}(\varepsilon_i^2 \mathbf{1}_{\{\varepsilon_i n^{-1}b^{-d/2} > \delta n^{-1/2}b^{-d/4}\}})}{n^{-1}b^{-d/2}} = 0,$$

or equivalently, with the rate $R_n = n^{1/2}b^{d/4} \rightarrow \infty$ as $n \rightarrow \infty$, one wants

$$\sum_{i=1}^n \mathbb{E}(\varepsilon_i^2 \mathbf{1}_{\{\varepsilon_i > \delta R_n\}}) = o(R_n^{-2}).$$

This is exactly the assumption stated in the theorem, ensuring that (7.7) holds. Consequently,

$$n^{1/2}b^{d/4} [\hat{m}_{n,b}^{(\text{GM})}(\mathbf{s}) - \mathbb{E}\{\hat{m}_{n,b}^{(\text{GM})}(\mathbf{s})\}] = n^{1/2}b^{d/4} \frac{1}{n} \sum_{i=1}^n Z_{\mathbf{s},b,i} \rightsquigarrow \mathcal{N}[0, \psi(\mathbf{s})\sigma^2(\mathbf{s})/f(\mathbf{s})].$$

This concludes the proof.

8. Technical lemmas

The first lemma below provides a uniform upper bound on the Dirichlet kernel $(\mathbf{s}, \mathbf{x}) \mapsto \kappa_{\mathbf{s},b}(\mathbf{x})$ in \mathcal{S}_d^2 . This result, referred to as the global bound on the Dirichlet kernel, corresponds to Lemma C.3 of Bertin et al. (2023).

Lemma 8.1. *Let $d \in \mathbb{N}$ and $b \in (0, \infty)$ be given. Then, one has*

$$\max_{(\mathbf{s}, \mathbf{x}) \in \mathcal{S}_d^2} \kappa_{\mathbf{s},b}(\mathbf{x}) \leq \prod_{k=1}^d (1/b + k).$$

The second lemma gives a uniform upper bound on the Dirichlet kernel $\mathbf{x} \mapsto \kappa_{\mathbf{s},b}(\mathbf{x})$ in \mathcal{S}_d , and describes its asymptotic behavior as $b \rightarrow 0$, whether the sequence of points $\mathbf{s} = \mathbf{s}(b)$ lies well inside or near the boundary of the simplex \mathcal{S}_d . This result is referred to as the local bound on the Dirichlet kernel, given that the bound depends on \mathbf{s} . It is a consequence of the more general bound derived in Lemma 2 of Ouimet and Tolosana-Delgado (2022).

Lemma 8.2. *Let $d \in \mathbb{N}$, $\mathcal{J} \subseteq [d]$, and $\boldsymbol{\lambda} = (\lambda_1, \dots, \lambda_d) \in [1, \infty)^d$ be given. If a sequence $\mathbf{s} = \mathbf{s}(b)$ is selected inside $\text{Int}(\mathcal{S}_d)$ such that $s_k/b \rightarrow \lambda_k$ for all $k \in \mathcal{J}$, s_k is fixed for all $k \in [d] \setminus \mathcal{J}$, and s_{d+1} is fixed, then one has, as $b \rightarrow 0$,*

$$\max_{\mathbf{x} \in \mathcal{S}_d} \kappa_{\mathbf{s},b}(\mathbf{x}) \ll b^{-(d+|\mathcal{J}|)/2} \psi_{\mathcal{J}}(\mathbf{s}),$$

where the map $\psi_{\mathcal{J}}$ is defined in (4.1).

The third lemma provides a uniform bound on $\mathbf{s} \mapsto A_b(\mathbf{s}) \equiv \mathbb{E}\{\kappa_{\mathbf{s},b}(\mathbf{X})^2\}$ in \mathcal{S}_d , for $\mathbf{X} \sim f$, and describes its asymptotic behavior as $b \rightarrow 0$, whether the sequence of points $\mathbf{s} = \mathbf{s}(b)$ lies well inside or near the boundary of \mathcal{S}_d . It corresponds to Lemma 1 of Ouimet and Tolosana-Delgado (2022).

Lemma 8.3. *Uniformly for $\mathbf{s} \in \mathcal{S}_d$, one has, as $b \rightarrow 0$,*

$$0 < A_b(\mathbf{s}) \leq \frac{b^{(d+1)/2} (1/b + d)^{d+1/2}}{(4\pi)^{d/2} \sqrt{\prod_{i=1}^{d+1} s_i}} \{1 + \mathcal{O}(b)\}.$$

Also, for any vector $\boldsymbol{\lambda} = (\lambda_1, \dots, \lambda_d) \in (0, \infty)^d$ and any subset $\mathcal{J} \subseteq [d]$ of indices and corresponding map $\psi_{\mathcal{J}}$ defined in (4.1), one has, as $b \rightarrow 0$,

$$A_b(\mathbf{s}) = b^{-d/2} \psi(\mathbf{s}) \times \{1 + \mathcal{O}_{\mathbf{s}}(b)\},$$

if s_i is fixed for all $i \in [d]$ and s_{d+1} is fixed, while

$$A_b(\mathbf{s}) = b^{-(d+|\mathcal{J}|)/2} \psi_{\mathcal{J}}(\mathbf{s}) \prod_{i \in \mathcal{J}} \frac{\Gamma(2\lambda_i + 1)}{2^{2\lambda_i + 1} \Gamma^2(\lambda_i + 1)} \times \{1 + \mathcal{O}_{\boldsymbol{\lambda}, \mathbf{s}}(b)\},$$

if $s_i/b \rightarrow \lambda_i$ for all $i \in \mathcal{J}$, s_i is fixed for all $i \in [d] \setminus \mathcal{J}$, and s_{d+1} is fixed.

Reproducibility

The R codes that generated the figures, the simulation study results and the real-data application are available online in the GitHub repository of Daayeb et al. (2025).

Acknowledgments

Simulations were carried out using the computational resources supplied by Calcul Québec (www.calculquebec.ca) and the Digital Research Alliance of Canada (www.alliancecan.ca). Credit is given to Raimon Tolosana-Delgado (Helmholtz-Zentrum Dresden-Rossendorf) for suggesting the real-data application in Section 6 and providing the GEMAS dataset.

Funding

Funding in support of this work was provided by the Canada Research Chairs Program and the Natural Sciences and Engineering Research Council of Canada through grants no. 950–231937 and RGPIN–2024–04088 awarded to Christian Genest.

References

- R. J. Adler and J. E. Taylor. *Random Fields and Geometry*. Springer Monographs in Mathematics. Springer, New York, 2007. ISBN 978-0-387-48112-8. MR2319516.
- L. R. Belzile, A. Desgagné, C. Genest, and F. Ouimet. Normal approximations for the multivariate inverse Gaussian distribution and asymmetric kernel smoothing on d -dimensional half-spaces. *Preprint*, page 45 pp., 2024. arXiv:2209.04757.
- S. Bernstein. Démonstration du théorème de Weierstrass, fondée sur le calcul des probabilités. *Commun. Soc. Math. Kharkow*, 2(13):1–2, 1912.

- K. Bertin, C. Genest, N. Klutchnikoff, and F. Ouimet. Minimax properties of Dirichlet kernel density estimators. *J. Multivariate Anal.*, 195:Paper No. 105158, 16 pp., 2023. MR4544604.
- T. Bouezmarni and J. V. K. Rombouts. Nonparametric density estimation for multivariate bounded data. *J. Statist. Plann. Inference*, 140(1):139–152, 2010. MR2568128.
- S. Bouzebda, A. Nezzal, and I. Elhattab. Limit theorems for nonparametric conditional U -statistics smoothed by asymmetric kernels. *AIMS Math.*, 9(9):26195–26282, 2024. MR4796622.
- B. M. Brown and S. X. Chen. Beta-Bernstein smoothing for regression curves with compact support. *Scand. J. Statist.*, 26(1):47–59, 1999. MR1685301.
- S. X. Chen. Beta kernel estimators for density functions. *Comput. Statist. Data Anal.*, 31(2):131–145, 1999. MR1718494.
- S. X. Chen. Beta kernel smoothers for regression curves. *Statist. Sinica*, 10(1):73–91, 2000. MR1742101.
- S. X. Chen. Local linear smoothers using asymmetric kernels. *Ann. Inst. Statist. Math.*, 54(2):312–323, 2002. MR1910175.
- M.-Y. Cheng, J. Fan, and J. S. Marron. On automatic boundary corrections. *Ann. Statist.*, 25(4):1691–1708, 1997. MR1463570.
- W. S. Cleveland. Robust locally weighted regression and smoothing scatterplots. *J. Amer. Statist. Assoc.*, 74(368):829–836, 1979. MR556476.
- H. Daayeb, C. Genest, S. Khardani, N. Klutchnikoff, and F. Ouimet. DirichletKernelRegression, 2025. Available online at <https://github.com/FredericOuimetMcGill>.
- L. Devroye, L. Györfi, G. Lugosi, and H. Walk. On the measure of Voronoi cells. *J. Appl. Probab.*, 54(2):394–408, 2017. MR3668473.
- J. Fan. Design-adaptive nonparametric regression. *J. Amer. Statist. Assoc.*, 87(420):998–1004, 1992. MR1209561.
- J. Fan. Local linear regression smoothers and their minimax efficiencies. *Ann. Statist.*, 21(1):196–216, 1993. MR1212173.
- J. Fan and I. Gijbels. Variable bandwidth and local linear regression smoothers. *Ann. Statist.*, 20(4):2008–2036, 1992. MR1193323.
- J. Fan and I. Gijbels. *Local Polynomial Modelling and Its Applications*, volume 66 of *Monographs on Statistics and Applied Probability*. Chapman & Hall, London, 1996. ISBN 0-412-98321-4. MR1383587.
- B. Funke and M. Hirukawa. Bias correction for local linear regression estimation using asymmetric kernels via the skewing method. *Econom. Stat.*, 20(C):109–130, 2021. MR4302589.
- B. Funke and M. Hirukawa. On uniform consistency of nonparametric estimators smoothed by the gamma kernel. *Preprint*, page 29 pp., 2024.
- T. Gasser and H.-G. Müller. Kernel estimation of regression functions. In *Smoothing techniques for curve estimation (Proc. Workshop, Heidelberg, 1979)*, volume 757 of *Lecture Notes in Math.*, pages 23–68. Springer, Berlin, 1979. MR564251.

- T. Gasser, H.-G. Müller, and V. Mammen. Kernels for nonparametric curve estimation. *J. Roy. Statist. Soc. Ser. B*, 47(2):238–252, 1985. MR564251.
- C. Genest and F. Ouimet. Local linear smoothing for regression surfaces on the simplex using Dirichlet kernels. *Preprint*, page 20 pp., 2024. arXiv:2408.07209.
- I. Gibbs and L. Chen. Asymptotic properties of random Voronoi cells with arbitrary underlying density. *Adv. in Appl. Probab.*, 52(2):655–680, 2020. MR4123649.
- M. Hirukawa, I. Murtazashvili, and A. Prokhorov. Uniform convergence rates for nonparametric estimators smoothed by the beta kernel. *Scand. J. Stat.*, 49(3):1353–1382, 2022. ISSN 0303-6898,1467-9469. MR4471289.
- M. Hirukawa, I. Murtazashvili, and A. Prokhorov. Yet another look at the omitted variable bias. *Econometric Rev.*, 42(1):1–27, 2023. ISSN 0747-4938,1532-4168. MR4556820.
- M. C. Jones. Simple boundary correction for kernel density estimation. *Stat Comput.*, 3:135–146, 1993. doi: 10.1007/BF00147776. doi:10.1007/BF00147776.
- V. Ya. Katkovnik. Linear and nonlinear methods of nonparametric regression analysis. *Avtomatika*, (5):35–46, 93, 1979. MR582402.
- C. C. Kokonendji and S. M. Somé. On multivariate associated kernels to estimate general density functions. *J. Korean Statist. Soc.*, 47(1):112–126, 2018. MR3760293.
- H.-G. Müller. *Nonparametric Regression Analysis of Longitudinal Data*, volume 46 of *Lecture Notes in Statistics*. Springer-Verlag, Berlin, 1988. ISBN 3-540-96844-X. MR960887.
- H.-G. Müller. Smooth optimum kernel estimators near endpoints. *Biometrika*, 78(3):521–530, 1991. MR1130920.
- H.-G. Müller. Surface and function approximation with nonparametric regression. *Rend. Sem. Mat. Fis. Milano*, 63:171–211 (1995), 1993. MR1369600.
- H.-G. Müller and K. A. Prewitt. Multiparameter bandwidth processes and adaptive surface smoothing. *J. Multivariate Anal.*, 47(1):1–21, 1993. MR1239102.
- È. A. Nadaraja. On a regression estimate. *Teor. Veroyatnost. i Primenen.*, 9:157–159, 1964. MR166874.
- F. Ouimet. A symmetric matrix-variate normal local approximation for the Wishart distribution and some applications. *J. Multivariate Anal.*, 189:Paper No. 104923, 17 pp., 2022. MR4358612.
- F. Ouimet and R. Tolosana-Delgado. Asymptotic properties of Dirichlet kernel density estimators. *J. Multivariate Anal.*, 187:Paper No. 104832, 25 pp., 2022. MR4319409.
- M. B. Priestley and M. T. Chao. Non-parametric function fitting. *J. Roy. Statist. Soc. Ser. B*, 34, 1972. MR331616.
- C. Reimann, P. Filzmoser, K. Fabian, K. Hron, M. Birke, A. Demetriades, E. Dinelli, A. Ladenberger, and The GEMAS Project Team. The concept of compositional data analysis in practice – Total major element concentrations in agricultural and grazing land soils of Europe. *Sci. Total Environ.*, 426:196–210, 2012. doi:10.1016/j.scitotenv.2012.02.032.

- D. Ruppert and M. P. Wand. Multivariate locally weighted least squares regression. *Ann. Statist.*, 22(3):1346–1370, 1994. MR1311979.
- J. Shi and W. Song. Asymptotic results in gamma kernel regression. *Comm. Statist. Theory Methods*, 45(12):3489–3509, 2016. MR3494026.
- B. W. Silverman. *Density Estimation for Statistics and Data Analysis*. Monographs on Statistics and Applied Probability. Chapman & Hall, London, 1986. ISBN 0-412-24620-1. MR848134.
- S. M. Somé and C. C. Kokonendji. Effects of associated kernels in nonparametric multiple regressions. *J. Stat. Theory Pract.*, 10(2):456–471, 2016. MR3499725.
- U. Stadtmüller. Asymptotic properties of nonparametric curve estimates. *Period. Math. Hungar.*, 17(2):83–108, 1986. MR858109.
- C. J. Stone. Consistent nonparametric regression. *Ann. Statist.*, 5(4):595–645, 1977. MR443204.
- C. J. Stone. Optimal rates of convergence for nonparametric estimators. *Ann. Statist.*, 8(6):1348–1360, 1980. MR594650.
- C. J. Stone. Optimal global rates of convergence for nonparametric regression. *Ann. Statist.*, 10(4):1040–1053, 1982. MR673642.
- A. Tenbusch. Nonparametric curve estimation with Bernstein estimates. *Metrika*, 45(1):1–30, 1997. MR1437794.
- L. Wasserman. *All of Nonparametric Statistics*. Springer Texts in Statistics. Springer, New York, 2006. ISBN 978-0387-25145-5; 0-387-25145-6. MR2172729.
- G. S. Watson. Smooth regression analysis. *Sankhyā Ser. A*, 26:359–372, 1964. MR185765.
- S. Zhang and R. J. Karunamuni. On kernel density estimation near endpoints. *J. Statist. Plann. Inference*, 70(2):301–316, 1998. MR1649872.
- S. Zhang and R. J. Karunamuni. On nonparametric density estimation at the boundary. *J. Nonparametr. Statist.*, 12(2):197–221, 2000. MR1752313.