

PRACTICAL PROPERTIES OF THE CUSUM PROCESS

Michael Baron^{1,*} Sergey V. Malov^{2,3,†}

¹*American University, Washington D.C., USA*

²*Peter the Great St.-Petersburg Polytechnic University, St. Petersburg, Russia*

³*St.-Petersburg Electrotechnical University, St. Petersburg, Russia*

Abstract: We explore the behavior and establish new properties of the cumulative-sum process (CUSUM) and its running maximum. The study includes precise expressions for CUSUM’s moment generating function and moments, fast recursive computing algorithms, lower and upper bounds, as well as asymptotes. Results are applied to single, multiple, and transient change-point problems, for the calculation of thresholds that provide a desired control of familywise false alarm rates, as well as the quantiles of queuing processes and probabilities of their large deviation at least once over a given time interval.

MSC2020 subject classifications: Primary 60G50; secondary 62E20, 60F10, 60G46, 60K25.

Keywords and phrases: Bell polynomials, change-point detection, Cramer’s large deviation theorem, CUSUM process, Doob’s maximal inequality, random walk, Spitzer’s formula.

1. Introduction

A cumulative-sum (CUSUM) process, based on a sequence of random variables $\{Y_n, n = 1, 2, \dots\}$, is defined recursively as

$$W_0 = 0, W_{n+1} = \max\{W_n + Y_{n+1}, 0\}. \quad (1.1)$$

This construction appears in multiple important areas of applications such as queuing theory, quality and process control, and change-point detection.

Kendall [15], Lindley [20], and Feller [12, sec. 6.9] note the way CUSUM processes describe queues and storages. The amount of a stored commodity increments by the difference between supplied and spent amounts, and it becomes 0 when the demand exceeds the supply. Similarly, the number of passengers at a bus stop (or the number of jobs in a queue) changes by the difference between the arrived and departed ones unless a bus takes all. Similarly, the waiting time of a job in a queue equals the sum of the remaining waiting time and the service time of the previous job; that is unless the queue is empty at the time of the job’s arrival, in which case its waiting time is zero. After [20], CUSUM processes have also been called queuing processes or Lindley processes, especially in the queuing theory and probability literature.

CUSUM processes have been broadly used in quality and process control, for monitoring the “cumulative increase over background” [7, 13, 22, 40]. (Our definition of the CUSUM process should not be confused with plain sums or sums of deviations from the mean that are sometimes called CUSUM charts [14]. To distinguish, [25, 32] call (1.1) an upward or upper CUSUM chart.)

Ewan Page [28] introduced CUSUM processes for sequential change-point detection and showed that repeated testing for change-points results in a stopping rule that detects a change when the CUSUM process W_n crosses a constant threshold. Later, [21, 26, 30] proved optimality of Page’s CUSUM change-point detection algorithm with respect to various forms of optimality. Lorden [21] and Moustakides [26] showed that it minimizes the worst-case expected delay under a fixed rate of false alarms, while Ritov [30] demonstrated the Bayesian nature of the procedure, under a special sequentially evolving prior distribution which also appears to be the least favorable. See [2, sec. 2.2] and [37, sec. 8.2] for an overview.

In this article, we explore and establish new properties of the CUSUM process, its running maximum, and its moments that find direct applications in change-point detection problems and queuing systems.

We start with the classical approach of Frank Spitzer [35] that allows studying the marginal and joint distributions of a random walk and its maximum. Equations (1.3, 6.5) of [34] and chapter 17 of [35] develop

arXiv: [math.PR/0000000](https://arxiv.org/abs/math.PR/0000000)

*E-mail: baron@american.edu

†E-mail: sergey.v.malov@gmail.com

power series of the corresponding characteristic functions expressed in terms of the moments of rectified partial sums. These rectified sums

$$S_n^+ = \max\{S_n, 0\}, \text{ where } S_n = Y_1 + \dots + Y_n,$$

are simpler variables than W_n , and their moments can be derived explicitly or bounded with straightforward expressions. Here and later, we use the notation $x^+ = \max\{x, 0\}$.

In particular, we apply the method of Spitzer to devise recursive computational algorithms for the moments and the moment generating function (MGF) of CUSUM. We derive lower and upper bounds for the CUSUM's MGF, a function that is difficult to study by simulations due to a high variance of the CUSUM's sample MGF. We show that this MGF has a linear asymptote at a special point λ^* which separates three different types of the asymptotic behavior of the moment generating function of the CUSUM process. This result is counterintuitive, because the CUSUM process renews every time when it hits zero which would suggest its eventual stationarity.

Direct applications of these results are in the detection of single and multiple transient change-points as well as the queuing systems. Transient changes occur when an observed sequence changes abruptly from an initial distribution F to a new distribution G and then returns to the distribution F after an unknown period of time. As shown in [1], $\Lambda_n = \max_{[0,n]} W_t$ is the likelihood-ratio test statistic for the occurrence of a transient change during the interval $[0, n]$, where the CUSUM process W_t is built upon log-likelihood ratios $Y_i = (dG/dF)(X_i)$ of the observed variables X_i . Sequentially, a transient change is detected at a stopping time when Λ_n crosses a pre-selected threshold $h = h(\alpha)$, which has to be determined to control the false alarm probability at a desired level α . Calculation of $h(\alpha)$ requires the study of a running maximum $\max_{[0,n]} W_t$, which reduces, by the virtue of Doob's maximal inequality ([31], Section VII-3; [36], Section 7.1.1), to the estimation of exponential moments of W_n .

The Spitzer approach, adapted and developed for the study of CUSUM process in this paper, leads to inequalities for the CUSUM exponential moments. Consequently, we obtain upper bounds for the threshold $h(\alpha)$ that appear reasonably tight when compared against precise thresholds obtained as upper α -quantiles of the corresponding test statistics. Moreover, our derived thresholds are universal for any base distribution F and disturbed distribution G . According to [1], section 4, the same threshold will also serve the detection of multiple transient changes, controlling the *familywise* false alarm rate at the same level α without an additional correction for multiple comparisons.

The paper is organized as follows. Adaptation of the Spitzer approach to CUSUM processes is detailed in Section 2, resulting in exact expressions for the moments and exponential moments of the CUSUM process. In Section 3, building up on these results and making use of the recursive properties of Bell polynomials [3, 4], we derive recursive and matrix formulas as fast computational tools for these CUSUM moments. Applied to change-point analysis, we note a visibly linear behavior of exponential moments, a somewhat surprising observation which we confirm in Sections 4 and 5 by proving existence of linear lower and upper bounds for these moments, and ultimately, existence of a linear asymptote. Section 6 characterizes three types of behavior of the MGF of the CUSUM process, determined by the mentioned value of λ^* . Applications to change-point analysis and queuing theory are discussed in Section 7. Finally, the Appendix includes a discussion of the application of Spitzer's formula to CUSUM processes. To this end, we give an alternative simple proof of the classical Spitzer's formula in [34], adapted for CUSUM, demonstrate the failure of Wendell's approach [38] to provide a similar framework for the running maximum of CUSUM, and consequently, formulate a conjecture that a similar expression for the maximum of CUSUM does not exist in a closed form.

2. Spitzer's approach and exact computation of CUSUM's moments

In this section, the classical Spitzer's method of generating functions is extended to CUSUM processes, leading to exact expressions for their moments and the moment generating function.

Let Y_1, Y_2, \dots be independent and identically distributed (i.i.d.) random variables, $S_0 = 0$ and $S_n = \sum_{i=1}^n Y_i$ be their partial sums, and $R_n = \max_{[0,n]} S_k$ be the corresponding sequential maximal values, $n \in \mathbb{N}$. The CUSUM process is defined as follows:

$$W_0 = 0; \quad W_n = S_n - \min_{[0,n]} S_k. \quad (2.1)$$

This definition is equivalent to the recursive formula (1.1). It is clear that

$$W_n = \max_{k \in [0, n]} (S_n - S_k),$$

and therefore, W_n has the same distribution as R_n . Also, W_n admits a recursive representation (1.1), which is not difficult to derive from (2.1).

A classical approach by Frank Spitzer [35] allows to study the distribution of a random walk and its running maximum. We apply a similar methodology to the cumulative-sum process (CUSUM) and obtain exact expressions for its moments and exponential moments.

The Spitzer's formula, originally published in [34], yields

$$\sum_{n=0}^{\infty} t^n \phi_n(u+v, -v) = \exp \left[\sum_{n=1}^{\infty} \frac{t^n}{n} (\psi_n^+(\lambda) + \psi_n^-(v) - 1) \right], \quad (2.2)$$

and, in the particular case of $v = 0$,

$$\sum_{n=0}^{\infty} t^n \phi_n(u) = \exp \left[\sum_{n=1}^{\infty} \frac{t^n}{n} \psi_n^+(u) \right], \quad (2.3)$$

where $\phi_n(u, v) = \mathbb{E}e^{i(uW_n + vS_{k:n})}$, $\psi_n^+(u) = \mathbb{E}e^{iuS_n^+}$, $\psi_n^-(v) = \mathbb{E}e^{ivS_n^-}$, $\phi_n(u) = \mathbb{E}e^{iuW_n}$ are characteristic functions of the corresponding random variables and vectors, $S_{k:n} = S_n - S_k$, and $S_n^+ = \max\{S_n, 0\}$ and $S_n^- = -\min\{S_n, 0\}$ are rectified random walks. The MGF can be obtained in a similar manner, as

$$\sum_{n=0}^{\infty} t^n \mathbb{E}e^{\lambda W_n} = \exp \left[\sum_{k=1}^{\infty} \frac{t^k}{k} \mathbb{E}e^{\lambda S_n^+} \right]. \quad (2.4)$$

The most famous application of Spitzer's identity is a convenient representation for the mean value. We extend this result to the moments and exponential moments of the CUSUM process.

Theorem 2.1 (Exact expressions for the moments and MGF). *For the CUSUM process $\{W_n, n \geq 0\}$, the running mean, variance, and MGF, if they exist, admit the following exact expressions:*

$$\mathbb{E}W_n = \sum_{k=1}^n \frac{1}{k} \mathbb{E}S_k^+, \quad (2.5)$$

$$\text{Var}W_n = \sum_{k=1}^n \frac{1}{k} \text{Var}S_k^+ + \sum_{k=1}^n \frac{1}{k} (\mathbb{E}S_k^+)^2 - \sum_{\substack{1 \leq k_1, k_2 \leq n: \\ k_1 + k_2 > n}} \frac{1}{k_1 k_2} \mathbb{E}S_{k_1}^+ \mathbb{E}S_{k_2}^+, \quad (2.6)$$

$$\mathbb{E}e^{\lambda W_n} = \sum_{\substack{(k_1, \dots, k_n): \\ \sum_{j=1}^n k_j = n}} \prod_{r=1}^n \frac{(\mathbb{E}e^{\lambda S_r^+})^{k_r}}{r^{k_r} k_r!}. \quad (2.7)$$

Proof. (i) Differentiating (2.3) with respect to u and setting $u = 0$, we obtain

$$\sum_{n=0}^{\infty} \mathbb{E}W_n t^n = (1-t)^{-1} \sum_{k=1}^{\infty} \mathbb{E} \left(\frac{t^k}{k} S_k^+ \right) = \sum_{j=0}^{\infty} t^j \sum_{k=1}^{\infty} \mathbb{E} \left(\frac{t^k}{k} S_k^+ \right). \quad (2.8)$$

Equating coefficients of the linear terms in the left and the right hand sides of (2.8) brings (2.5).

(ii) Differentiating (2.3) with respect to u twice and setting $u = 0$, we have that

$$\sum_{n=0}^{\infty} \mathbb{E}W_n^2 t^n = (1-t)^{-1} \left[\left(\sum_{k=1}^{\infty} \frac{t^k}{k} \mathbb{E}S_k^+ \right)^2 + \sum_{k=1}^{\infty} \frac{t^k}{k} \mathbb{E}(S_k^+)^2 \right],$$

and therefore,

$$\sum_{n=1}^{\infty} t^n \mathbb{E}(W_n^2 - W_{n-1}^2) = \left(\sum_{k=1}^{\infty} \frac{t^k}{k} \mathbb{E}S_k^+ \right)^2 + \sum_{k=1}^{\infty} \frac{t^k}{k} \mathbb{E}(S_k^+)^2.$$

Note that

$$\left(\sum_{k=1}^{\infty} \frac{t^k}{k} \mathbb{E}S_k^+\right)^2 = \sum_{k_1=1}^{\infty} \sum_{k_2=1}^{\infty} t^{k_1+k_2} m_{k_1}^+ m_{k_2}^+ = \sum_{k=2}^{\infty} t^k \left[\sum_{\substack{k_1, k_2 \geq 1: \\ k_1+k_2=k}} m_{k_1}^+ m_{k_2}^+ \right],$$

where $m_k^+ = \mathbb{E}S_k^+/k$, $k \in \mathbb{N}$. Equating the coefficients of different powers of t yields $\mathbb{E}W_1^2 = \mathbb{E}(S_1^+)^2 = \mathbb{E}(Y_1^+)^2$ and

$$\mathbb{E}(W_n^2 - W_{n-1}^2) = \frac{\mathbb{E}(S_n^+)^2}{n} + \sum_{\substack{k_1, k_2 \geq 1: \\ k_1+k_2=n}} m_{k_1}^+ m_{k_2}^+, \text{ for } n \geq 2.$$

Then, we obtain recursively that

$$\mathbb{E}W_n^2 = \sum_{k=1}^n \frac{1}{k} \mathbb{E}(S_k^+)^2 + \sum_{\substack{k_1, k_2 \geq 1: \\ k_1+k_2 \leq n}} m_{k_1}^+ m_{k_2}^+.$$

Applying (2.5) results in the expression,

$$(\mathbb{E}W_n)^2 = \left(\sum_{k=1}^n m_k^+\right)^2 = \sum_{k_1=1}^n \sum_{k_2=1}^n m_{k_1}^+ m_{k_2}^+.$$

Hence,

$$\begin{aligned} \text{Var}W_n &= \mathbb{E}W_n^2 - (\mathbb{E}W_n)^2 = \sum_{k=1}^n \frac{1}{k} \mathbb{E}(S_k^+)^2 - \sum_{\substack{1 \leq k_1, k_2 \leq n: \\ k_1+k_2 > n}} m_{k_1}^+ m_{k_2}^+ \\ &= \sum_{k=1}^n \frac{1}{k} \text{Var}S_k^+ + \sum_{k=1}^n k(m_k^+)^2 - \sum_{\substack{1 \leq k_1, k_2 \leq n: \\ k_1+k_2 > n}} m_{k_1}^+ m_{k_2}^+, \end{aligned}$$

and (2.6) is proved.

(iii) The d -th derivative of the left-hand side of (2.4) at $t = 0$ is equal to $d! \mathbb{E}e^{\lambda W_d}$, which is the key for expressing the exponential moment $\mathbb{E}e^{\lambda W_d}$. Introduce functions $g_\lambda(t) = \sum_{k=1}^{\infty} \frac{t^k}{k} \mathbb{E}e^{\lambda S_k^+}$ for any λ from the domain of MGF of S_k^+ for all $k \geq 1$, which coincides with the domain of MGF of Y_1^+ . Then, differentiate the right-hand side of (2.4) according to the Faà di Bruno's formula (e.g., (2.5) in [23]), we obtain the d -th derivative

$$\exp(g_\lambda(t))^{(d)} = \exp(g_\lambda(t)) \sum_{\substack{(m_1, \dots, m_d): \\ \sum_{j=1}^d j m_j = d}} \frac{d!}{m_1! \cdots m_d!} \prod_{r=1}^d \left(\frac{g_\lambda^{(r)}(t)}{r!} \right)^{m_r}.$$

Taking into account that $g_\lambda(0) = 0$ and $g_\lambda^{(r)}(0) = (r-1)! \mathbb{E}e^{\lambda S_r^+}$, we have

$$\mathbb{E}e^{\lambda W_d} = \frac{1}{d!} \exp(g_\lambda(t))^{(d)} \Big|_{t=0} = \sum_{\substack{(m_1, \dots, m_d): \\ \sum_{j=1}^d j m_j = d}} \prod_{r=1}^d \frac{(\mathbb{E}e^{\lambda S_r^+})^{m_r}}{r^{m_r} m_r!},$$

which completes the proof of (2.7). □

Taking further derivatives of (2.3), one can obtain exact expressions for higher moments of the CUSUM process. The exponential moment (if exists) can be obtained from the exponential moments of S_n^+ by substituting $\lambda = 1$ in (2.7):

$$\mathbb{E}e^{W_n} = \sum_{\substack{(k_1, \dots, k_n): \\ \sum_{j=1}^n j k_j = n}} \prod_{r=1}^n \frac{(\mathbb{E}e^{S_r^+})^{k_r}}{r^{k_r} k_r!}.$$

An alternative proof of Spitzer's identities (2.3) and (2.4) is given in Appendix A. We offer a conjecture that Spitzer's identity for maximum of the CUSUM process does not exist in a closed form. Implicit arguments in support of this conjecture are in Appendix B.

3. Bell's polynomials and recursive computation of CUSUM's moments

In this section, we use the results of Theorem 2.1 and recursive properties of Bell's polynomials to derive fast computational tools for the moments and MGF of CUSUM processes. Recursive and matrix methods are proposed for this purpose.

Theorem 2.1 expresses moments of the CUSUM process W_n in terms of a simpler stochastic process S_n^+ . However, the right-hand sides of (2.5–2.7) are still cumbersome for efficient computation. In this section, we derive a recursive algorithm for the fast and efficient computation of the first moments and MGF of CUSUM. Recursive expressions exist for higher moments of the CUSUM too, and they can be derived similarly or directly from Theorem 2.1.

Theorem 3.1 (Recursive computation of CUSUM's moments and MGF). *The expected value $E_n = \mathbb{E}W_n$, the variance $V_n = \text{Var}W_n$, and the MGF $M_n(\lambda) = \mathbb{E}e^{\lambda W_n}$ of a CUSUM process at time n satisfy the following recursive relations,*

$$\begin{cases} E_0 = 0, \\ E_n = E_{n-1} + \frac{1}{n}\mathbb{E}S_n^+, \text{ for } n \geq 1; \end{cases} \quad (3.1)$$

$$\begin{cases} V_0 = 0, \\ V_n = V_{n-1} + \frac{1}{n}\text{Var}S_n^+ + \sum_{k=1}^n \frac{1}{k(n+1-k)}\mathbb{E}S_k^+\mathbb{E}S_{n+1-k}^+, \text{ for } n \geq 1; \end{cases} \quad (3.2)$$

and

$$\begin{cases} M_0(\lambda) = 1 \\ M_{n+1}(\lambda) = \frac{1}{n+1} \sum_{k=0}^n M_k(\lambda)\mathbb{E}e^{\lambda S_{n-k+1}^+}, \text{ for } n \geq 0 \end{cases} \quad (3.3)$$

and any λ from the domain of the MGF of Y_1^+ .

Proof. Recursive equations (3.1) and (3.2) are deduced directly from (2.5) and (2.6), with obvious arithmetic. The initial condition follows from $W_0 = 0$. Recursive expressions for the CUSUM's MGF are proven below.

Application of the Faà di Bruno's formula for the higher order derivatives of a composite function allows to express the exponential moment of CUSUM in terms of Bell polynomials [3, 4]. A *complete exponential Bell polynomial* is defined as

$$B_d(x_1, \dots, x_d) = \sum_{k=1}^d B_{dk}(x_1, \dots, x_{d-k+1}),$$

where

$$B_{dk}(x_1, \dots, x_{d-k+1}) = d! \sum_{(m_1, \dots, m_d) \in \mathcal{D}_{dk}} \prod_{i=1}^{d-k+1} \frac{x_i^{m_i}}{(i!)^{m_i} m_i!}$$

are *incomplete exponential Bell polynomials*.

In terms of Bell polynomials, the CUSUM MGF is expressed as

$$M_d(\lambda) = \mathbb{E}e^{\lambda W_d} = \sum_{\substack{(m_1, \dots, m_d): \\ \sum_{j=1}^d j m_j = d}} \prod_{r=1}^d \frac{(\mathbb{E}e^{\lambda S_r^+})^{m_r}}{r^{m_r} m_r!} = \frac{1}{d!} B_d(0! \mathbb{E}e^{\lambda S_1^+}, \dots, (d-1)! \mathbb{E}e^{\lambda S_d^+}).$$

Bell's polynomials admit a recursive formula (e.g., Theorem 1 of [6])

$$B_{n+1}(y_1, \dots, y_{n+1}) = \sum_{k=0}^n \binom{n}{k} B_{n-k}(y_1, \dots, y_{n-k}) y_{k+1},$$

which is not practical for the calculation of $\mathbb{E}e^{\lambda W_n}$ for large n because of a very large magnitude of $\binom{n}{k}$. Instead, we introduce *rescaled Bell polynomials*

$$\tilde{B}_n(x_1, \dots, x_n) = \frac{1}{n!} B_n(0! x_1, \dots, (n-1)! x_n). \quad (3.4)$$

They are directly connected to the CUSUM's MGF,

$$\mathbb{E}e^{\lambda W_n} = \tilde{B}_n(\mathbb{E}e^{\lambda S_1^+}, \dots, \mathbb{E}e^{\lambda S_n^+}), \quad (3.5)$$

for all $d \in \mathbb{N}$. The following recursive relation allows fast computation of $\mathbb{E}e^{\lambda W_n}$ from known MGFs $\mathbb{E}e^{\lambda S_k^+}$, $k \in \mathbb{N}$, even when n is large:

$$\begin{aligned} \tilde{B}_{n+1}(x_1, \dots, x_{n+1}) &= \frac{1}{(n+1)!} \sum_{k=0}^n C_n^k B_{n-k}(0! x_1, \dots, (n-k-1)! x_{n-k}) k! x_{k+1} \\ &= \frac{1}{(n+1)!} \sum_{k=0}^n \frac{n! k! (n-k)!}{k! (n-k)!} \tilde{B}_{n-k}(x_1, \dots, x_{n-k}) x_{k+1} \\ &= \frac{1}{(n+1)} \sum_{k=0}^n \tilde{B}_{n-k}(x_1, \dots, x_{n-k}) x_{k+1} = \frac{1}{(n+1)} \sum_{k=0}^n \tilde{B}_k(x_1, \dots, x_k) x_{n-k+1}. \end{aligned} \quad (3.6)$$

The recursive step is then obtained from (3.5) and (3.6),

$$\begin{aligned} M_{n+1}(\lambda) &= \tilde{B}_{n+1}(\mathbb{E}e^{\lambda S_1^+}, \dots, \mathbb{E}e^{\lambda S_{n+1}^+}) \\ &= \frac{1}{(n+1)} \sum_{k=0}^n \tilde{B}_k(\mathbb{E}e^{\lambda S_1^+}, \dots, \mathbb{E}e^{\lambda S_k^+}) \mathbb{E}e^{\lambda S_{n-k+1}^+} = \frac{1}{(n+1)} \sum_{k=0}^n M_k(\lambda) e^{\lambda S_{n-k+1}^+}. \end{aligned}$$

□

Implementation of the recursive algorithm provided in Theorem 3.1 requires computation of exponential moments of rectified sums $x_k^{(\lambda)} = \mathbb{E}e^{\lambda S_k^+}$. An example of such computation is given in (3.8). After that, the CUSUM's exponential moments $M_n(\lambda) = \mathbb{E}e^{\lambda W_n}$ for $n = 0, 1, 2, \dots$, can be calculated as a solution of a matrix equation or as a result of iterations.

3.1. Matrix computation of exponential moments

From Theorem 3.1, denoting the entire vector of $\{M_k(\lambda) = M_k(\lambda; x_1^{(\lambda)}, \dots, x_k^{(\lambda)}), k = 0, \dots, n\}$ by $M(\lambda)$, we have the following matrix equation for $M(\lambda)$,

$$M(\lambda) = A(\lambda)M(\lambda) + e,$$

where

$$M(\lambda) = \begin{pmatrix} M_0(\lambda) \\ M_1(\lambda) \\ M_2(\lambda) \\ \dots \\ M_n(\lambda) \end{pmatrix}, \quad A(\lambda) = \begin{pmatrix} 0 & 0 & 0 & \dots & 0 \\ x_1^{(\lambda)} & 0 & 0 & \dots & 0 \\ \frac{1}{2}x_2^{(\lambda)} & \frac{1}{2}x_1^{(\lambda)} & 0 & \dots & 0 \\ \frac{1}{3}x_3^{(\lambda)} & \frac{1}{3}x_2^{(\lambda)} & \frac{1}{3}x_1^{(\lambda)} & \dots & 0 \\ \dots & \dots & \dots & \dots & \dots \\ \frac{1}{n}x_n^{(\lambda)} & \frac{1}{n}x_{n-1}^{(\lambda)} & \frac{1}{n}x_{n-2}^{(\lambda)} & \dots & 0 \end{pmatrix}, \quad \text{and } e = \begin{pmatrix} 1 \\ 0 \\ 0 \\ \dots \\ 0 \end{pmatrix}. \quad (3.7)$$

Thus, we get an exact matrix solution for all exponential moments of the CUSUM process up to time n in the form of

$$M(\lambda) = \begin{pmatrix} \mathbb{E}e^{\lambda W_0} \\ \mathbb{E}e^{\lambda W_1} \\ \mathbb{E}e^{\lambda W_2} \\ \dots \\ \mathbb{E}e^{\lambda W_n} \end{pmatrix} = (I - A(\lambda))^{-1}e = \begin{pmatrix} 1 & 0 & 0 & \dots & 0 \\ -x_1^{(\lambda)} & 1 & 0 & \dots & 0 \\ -\frac{1}{2}x_2^{(\lambda)} & -\frac{1}{2}x_1^{(\lambda)} & 1 & \dots & 0 \\ -\frac{1}{3}x_3^{(\lambda)} & -\frac{1}{3}x_2^{(\lambda)} & -\frac{1}{3}x_1^{(\lambda)} & \dots & 0 \\ \dots & \dots & \dots & \dots & \dots \\ -\frac{1}{n}x_n^{(\lambda)} & -\frac{1}{n}x_{n-1}^{(\lambda)} & -\frac{1}{n}x_{n-2}^{(\lambda)} & \dots & 1 \end{pmatrix}^{-1} \begin{pmatrix} 1 \\ 0 \\ 0 \\ \dots \\ 0 \end{pmatrix}.$$

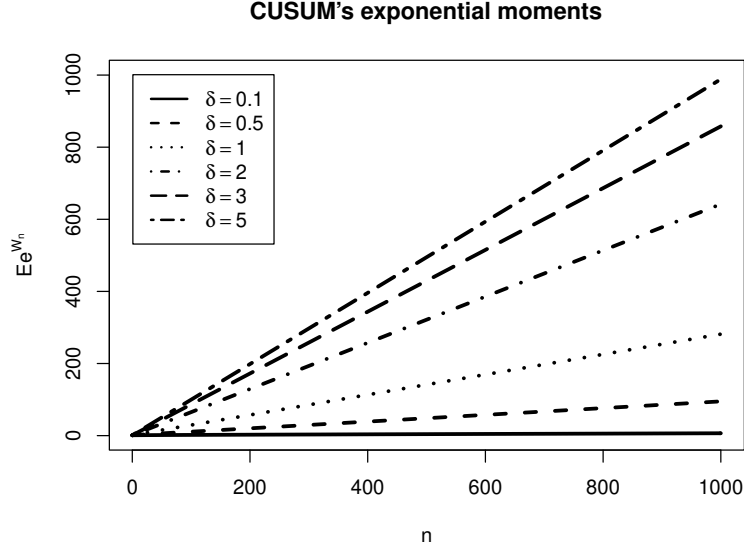


FIG 1. CUSUM's exact exponential moments for various detectable differences δ .

3.2. Recursive computation of exponential moments

Theorem 3.1 also suggests an iterative computation of CUSUM moments and MGF. The corresponding algorithms appear rather fast and computationally cost-efficient, as we observe in the following example.

A CUSUM process is often used for the fast change-point detection, representing the optimal non-Bayesian detection procedure, according to several standard criteria (Chap. 2.2, 5.2 of [2]; [5]; [17]; [21]; [26]; [28]; Chap. 8.2 of [37]). Properties of this CUSUM process provide the information needed for the computation of a detection threshold that satisfies the desired control of the rate of false alarms.

For the detection of an abrupt change from a *default* distribution F with density f to a *disturbed* distribution G with density g , with respect to an underlying measure μ , the CUSUM process is generated by log-likelihood ratios

$$Y_t = \log \frac{g(X_{t+1})}{f(X_{t+1})}$$

and the associated random walk S_n . Exponential moments of rectified sums in this case are expressed in terms of the original random walk as

$$\begin{aligned} x_n^{(1)} &= \mathbb{E}_F e^{S_n^+} = \mathbb{E}_F \left(e^{S_n} \mathbf{1}_{\{S_n \geq 0\}} + \mathbf{1}_{\{S_n < 0\}} \right) \\ &= \mathbb{E}_F \prod_{i=1}^n \frac{g(X_i)}{f(X_i)} \mathbf{1}_{\{S_n \geq 0\}} + \mathbb{P}(S_n < 0) = \mathbb{P}_G(S_n \geq 0) + \mathbb{P}_F(S_n < 0). \end{aligned} \tag{3.8}$$

Two probabilities in (3.8) are calculated directly in many statistical software languages, when the distributions F and G belong to a convolution-closed family, such as Normal, Gamma, Chi-Square, Poisson, Binomial, or Negative Binomial.

For example, for the detection of a change from the Normal(θ_0, σ) distribution F with mean θ_0 and standard deviation σ to the Normal(θ_1, σ) distribution G , the partial sums S_n are Normal($-\delta^2/2, \delta$), where $\delta = |\theta_1 - \theta_0|/\sigma$ is the standardized detectable difference, which also represents *the magnitude of change*.

Algorithm (3.3) for the computation of the CUSUM's first N exponential moments is then coded in a few lines in R software.

```

M j- numeric(N+1);           # First element is M[0], then M[1], etc.
M[1] j- 1;                   # EU[1] = Ee^{W[0]} = 1
x j- 2*pnorm(delta*sqrt(1:N)/2); # Exponential moments of rectified sums
for (n in 1:N){               # Iterative computation of CUSUM's
  M[n+1] j- sum(M[n:1] * x[1:n])/n; # exponential moments
}

```

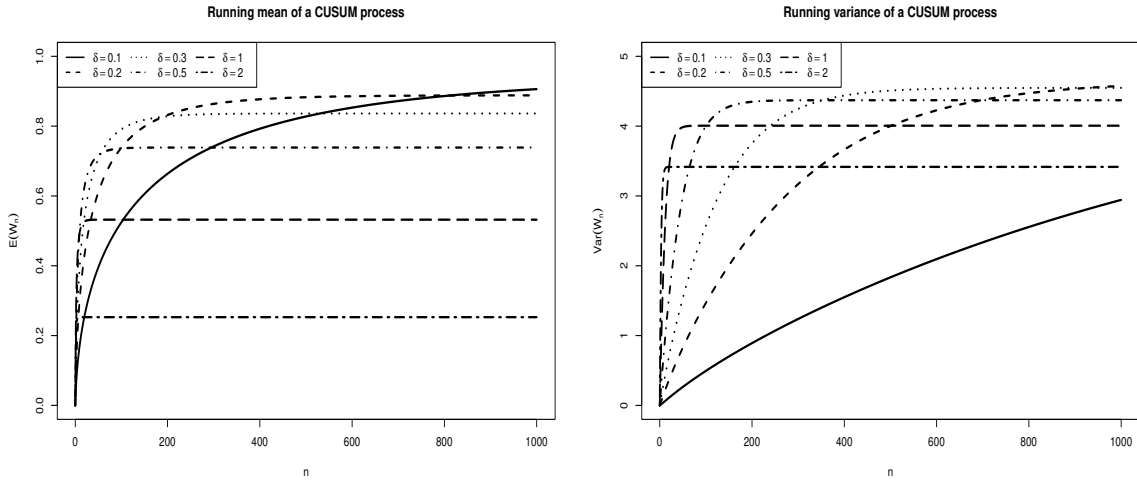


FIG 2. CUSUM's mean and variance for various detectable differences δ .

For different magnitudes δ from a standardized difference of 0.1, which is difficult to detect, to an easily detectable difference of 5.0 standard deviations, the CUSUM's calculated exponential moments are depicted in Figure 1. Noticeably, their behavior is linear for any δ .

This is somewhat counterintuitive. We know that the CUSUM process W_n renews at every moment n when $W_n = 0$, which happens infinitely often due to a negative drift $(-\delta^2/2)$ of random walk S_n , at i.i.d. intervals. Then, one would characterize process W_n as a sequence of i.i.d. segments. Thus, it seems reasonable to expect the distribution of e^{W_n} to stabilize. Indeed, this is the case with the expected value $\mathbb{E}W_n$ and variance $\text{Var}W_n$, as seen on Figure 2, where these moments are calculated according to the recursive formulas in Theorem 3.1. Yet, we observe in Figure 1 that instead of tending to a constant, the expected value $\mathbb{E}e^{W_n}$ has a precise linear trend. This phenomenon is explored and proven in the next two Sections.

Further discussion and application of our probability results to change-point analysis are detailed in Section 7.

4. Maximal inequalities for CUSUM

Sections 4 and 5 provide the theoretical base for the asymptotic behavior of exponential moments and MGF of CUSUM, $M_n(\lambda) = \mathbb{E}e^{\lambda W_n}$, including their linearity for certain values of λ . First, we derive a reasonably sharp linear upper bound for these moments from the Doob's maximal inequality and the Doob–Meyer decomposition of submartingales. A linear lower bound for the same moments is then obtained from the study of segments of random walk S_n and a subsequent use of the Cramer's large deviations theorem. Existence of a slant asymptote of exponential moments $\mathbb{E}e^{W_n}$ is proven in Section 5.

For convenience, introduce a random variable Y with the same distribution as variables Y_1, Y_2, \dots that generate the random walk S_n and the corresponding CUSUM process W_n . At first, we assume existence of the exponential moment

$$\mathbb{E}e^Y = 1. \tag{4.1}$$

In Section 6, we relax this condition replacing it with existence of a positive root of the equation $\mathbb{E}e^{\lambda Y} = 1$, a key quantity that identifies and separates three types of the asymptotic behavior of the CUSUM's exponential moments. We note that either condition implies a positive root of the equation $m(\lambda) = 1$, where $m(\lambda) = \mathbb{E}e^{\lambda Y}$ is the moment generating function of Y . Since $m(0) = 1$ is the other root, $m'(0) = \mathbb{E}Y$, and $m(\lambda)$ is convex, we conclude that

$$\mathbb{E}Y < 0. \tag{4.2}$$

Preparing for the use of Doob's maximal inequality, consider the process $U_n = e^{W_n}$, which admits the recursive equation

$$U_0 = 1, U_{n+1} = \max\{1, U_n e^{Y_{n+1}}\} \tag{4.3}$$

that follows from (1.1). Taking expected values, we obtain

$$\mathbb{E}\{U_{n+1} | U_1, \dots, U_n\} \geq U_n \mathbb{E}e^{Y_{n+1}} = U_n$$

from (4.1), showing that U_n is a *submartingale* (unlike the CUSUM W_n itself) with respect to the natural filtration $\mathbb{F} = \{\mathfrak{F}_n, n = 0, 1, \dots\}$.

Then, the Doob's maximal inequality can be applied to the process $\{U_n\}$, resulting in the following inequality,

$$\mathbb{P}\{\max_{[0,n]} W_t \geq h\} = \mathbb{P}\{\max_{[0,n]} U_t \geq e^h\} \leq e^{-h} \mathbb{E}(U_n) = e^{-h} \mathbb{E}(e^{W_n}). \quad (4.4)$$

4.1. Upper bounds for exponential moments and tail probabilities

Next, introduce the sequence $\{\tilde{U}_n\}_{n=1}^\infty$ defined as the *compensator* of U_n (see the Doob-Meyer decomposition, [11, Chap. VII]). Being a compensator means that \tilde{U}_n is such a process that $(U_n - \tilde{U}_n)$ is a martingale, and it is determined explicitly as

$$\begin{aligned} \tilde{U}_1 &= \mathbb{E}e^{Y_1^+}, \\ \tilde{U}_n &= \mathbb{E}e^{Y_n^+} + \sum_{k=2}^n \mathbb{E}(U_k - U_{k-1} | \mathfrak{F}_{k-1}) \\ &= \mathbb{E}e^{Y_1^+} + \sum_{k=2}^n U_{k-1} (\mathbb{E}(e^{Y_k \vee (-W_{k-1})} | \mathfrak{F}_{k-1}) - 1). \end{aligned}$$

By the independence property of Y_n and \mathfrak{F}_{n-1} for each $n \in \mathbb{N}$,

$$\begin{aligned} \mathbb{E}(e^{Y_n \vee (-W_{n-1})} | \mathfrak{F}_{n-1}) &= \mathbb{E}(e^{Y_n \vee (-W_{n-1})} | W_{n-1}) \\ &= \mathbb{E}(e^{Y_n} \mathbf{1}_{\{Y_n > -W_{n-1}\}} | W_{n-1}) + e^{-W_{n-1}} \mathbb{P}(Y_n \leq -W_{n-1} | W_{n-1}) \\ &= 1 + \mathbb{E}((e^{-W_{n-1}} - e^{Y_n}) \mathbf{1}_{\{Y_n \leq -W_{n-1}\}} | W_{n-1}). \end{aligned}$$

Hence,

$$\begin{aligned} \tilde{U}_n &= \tilde{U}_1 + \sum_{k=2}^n e^{W_{k-1}} \mathbb{E}((e^{-W_{k-1}} - e^{Y_k}) \mathbf{1}_{\{Y_k \leq -W_{k-1}\}} | W_{k-1}) \\ &= \mathbb{E}e^{Y_1} + \sum_{k=1}^n \mathbb{E}((1 - uZ) \mathbf{1}_{\{Z \leq 1/u\}}) \Big|_{u=U_{k-1}}, \end{aligned} \quad (4.5)$$

where $Z = e^Y$, $W_0 = 0$, and $U_0 = 1$. Note that $Q(u) = \mathbb{E}((1 - uZ) \mathbf{1}_{\{Z \leq 1/u\}})$ is a non-increasing function of $u \in (0, \infty)$, because

$$Q(v) - Q(u) = -\mathbb{E}\mathbf{1}_{\{Z \in (1/v, 1/u)\}} + u\mathbb{E}Z\mathbf{1}_{\{Z \in (1/v, 1/u)\}} - (v - u)\mathbb{E}Z\mathbf{1}_{\{Z \leq 1/v\}} \leq 0,$$

for any $0 < u < v < \infty$. Therefore,

$$Q(U_n) \leq Q(1) = \mathbb{E}(1 - Z) \mathbf{1}_{\{Z \leq 1\}} = \mathbb{E}(1 - e^Y)^+$$

for all $n \in \mathbb{N}$. Since $\mathbb{E}U_n = \mathbb{E}\tilde{U}_n$ by the martingale property of $(U_n - \tilde{U}_n)$, we obtain *the upper bound*

$$\mathbb{E}U_n \leq 1 + n\mathbb{E}(1 - e^Y)^+, \quad (4.6)$$

for all $n \in \mathbb{N}$.

Combining this inequality with (4.4) yields an upper bound for the probability of the CUSUM process to attain threshold h at least once during the time segment $[0, n]$.

Theorem 4.1. *For any sample size n and threshold h , the tail probability of the current maximum value of the CUSUM process satisfies the following upper bound,*

$$\mathbb{P}\{\max_{[0,n]} W_t \geq h\} \leq e^{-h} (1 + n\mathbb{E}(1 - e^Y)^+) \wedge 1. \quad (4.7)$$

The CUSUM's exponential moment admits the upper bound

$$\mathbb{E}e^{W_n} \leq 1 + n\mathbb{E}(1 - e^Y)^+.$$

4.2. Lower bounds for exponential moments and tail probabilities

Since $\max_{[0,n]} W_n \geq \max_{[0,n]} Y_k$, the lower bound of the CUSUM's MGF can be obtained directly from (4.4):

$$\mathbb{E}e^{\lambda W_n} \geq \sup_{h>0} \left\{ e^{\lambda h} \mathbb{P}(\max_{[0,n]} W_t \geq h) \right\} \geq \sup_{h>0} \left\{ e^{\lambda h} \mathbb{P}(\max_{[0,n]} Y_k \geq h) \right\},$$

for each $n \in \mathbb{N}$.

The lower bound for the tail probability $\mathbb{P}(\max_{[0,n]} W_t \geq h)$, and consequently, for the MGF of W_n can be improved by the following argument. Choose an integer k , split the interval $[0, n]$ into $[n/k]$ subintervals, each of length k , and consider the probability for at least one of these segments of random walk $S_k = Z_1 + \dots + Z_k$ to exceed threshold h . This approach results in the inequality,

$$\mathbb{P}(\max_{[0,n]} W_t \geq h) \geq 1 - (1 - \mathbb{P}(S_k \geq h))^{[n/k]}. \quad (4.8)$$

Choose $h = ku$ with some positive constant $u > 0$ and let $k = k(n)$ be an arbitrary function of n , taking integer values and increasing to $+\infty$ at a rate slower than n . Then, by the Cramer's large deviations theorem (e.g., Theorem 2.2.3 of [10]), the probability in the right-hand side of (4.8) equals

$$\mathbb{P}(Y_1 + \dots + Y_k \geq ku) = \exp\left(-k(\inf\{I(x) : x \geq u\} + o(1))\right) = \exp\left(-k(I(u) + o(1))\right), \quad (4.9)$$

where $I(x) = \sup_{\lambda \in \mathbb{R}} \{\lambda x - \log \mathbb{E}_F e^{\lambda Y}\}$ is the Cramer's transformation of the distribution F , also known as the *Legendre-Fenchel transformation* of MGF of the distribution F , where $o(1)$ tends to 0 as $n \rightarrow \infty$, and $\mathbb{E}_F e^{\lambda Y}$ can be infinite for some λ (Definition 2.2.2 of [10]).

In the application of CUSUM processes to change-point problems, discussed in Sections 3.2 and 7.1–7.6, condition (4.1) always holds under the original, pre-change distribution. Here, we consider two other general cases - the normal distribution and the Bernoulli distribution of the original data.

For the normal distribution, $Y \sim N(a, \sigma^2)$, condition (4.1) holds under $a = -\sigma^2/2$. The Legendre-Fenchel transform for the normal family is $I(x) = (x - a)^2/(2\sigma^2)$. Application of (4.9) to this case reduces to

$$\mathbb{P}(Y_1 + \dots + Y_k \geq ku) = 1 - \Phi\left(\frac{\sqrt{k}(u - a)}{\sigma}\right) = \Phi\left(-\frac{\sqrt{k}(u - a)}{\sigma}\right) \sim \frac{\sigma}{\sqrt{2\pi k} |u - a|} e^{-k \frac{(u - a)^2}{2\sigma^2}},$$

where

$$\frac{1}{\sqrt{2\pi k} |u - a|/\sigma} = \exp\left(-k \frac{\frac{1}{2} \log(2\pi k) + \log(|u - a|/\sigma)}{k}\right) = \exp(-k o(1)).$$

Then $I(x) - x = x^2 - 2(a + \sigma^2)x + a^2 = (x + a)^2 \geq 0$, and, therefore, $I(x) \geq x$ for all $x \in \mathbb{R}$ with the unique root $x_0 = -a = \sigma^2/2 > 0$ of the equation $I(x) = x$.

Under the (transformed) Bernoulli distribution of Y with $\mathbb{P}(Y = 1) = 1 - \mathbb{P}(Y = -1) = p$, the supremum in the definition of $I(x)$ is attained at $\lambda = \lambda(x) = \frac{1}{2} \log\left(\frac{(1-p)(1+x)}{p(1-x)}\right)$, and the Cramer's transformation has the following form,

$$I(x) = \frac{1-x}{2} \log\left(\frac{1-x}{1-p}\right) + \frac{1+x}{2} \log\left(\frac{1+x}{p}\right) - \log 2.$$

Condition (4.1) for the Bernoulli family holds under $p = 1/(e + 1)$. In this case, the equation $I(x) = x$ again has a unique solution. Indeed,

$$I(x) - x = \frac{1-x}{2} \log\left(\frac{(1-x)(e+1)}{e}\right) + \frac{1+x}{2} \log((1+x)(e+1)) - \log 2 - x.$$

Differentiating by x yields,

$$\begin{aligned} (I(x) - x)' &= -\frac{1}{2} \left(\log\left(\frac{(1-x)(e+1)}{e}\right) + 1 \right) + \frac{1}{2} \left(\log((1+x)(e+1)) + 1 \right) - 1 \\ &= -\frac{1}{2} \log(1-x) + \frac{1}{2} \log(1+x) - \frac{1}{2} = \frac{1}{2} \log\left(\frac{1+x}{1-x}\right) - \frac{1}{2}. \end{aligned}$$

Equating this expression to zero and solving for x , we obtain the minimizer of the function $I(x) - x$ at

$$x_0 = \frac{e - 1}{e + 1}.$$

Finally,

$$I(x_0) = \frac{1}{1+e} \log(2/e) + \frac{e}{1+e} \log(2e) - \log 2 = \frac{e-1}{e+1} = x_0,$$

and, therefore, x_0 is a unique root of the equation $I(x) = x$.

The next lemma extends this important property to the general case.

Lemma 4.1. *Let $\mathbb{P}(Y > 0) > 0$ and $\mathbb{E}e^Y = 1$. Then $\inf_x(I(x) - x) = 0$. Moreover, if $\mathbb{E}e^{\lambda Y} < \infty$ for some $\lambda > 1$, the equation $I(x) = x$ has a unique root $x_0 = \arg \min_x(I(x) - x) > 0$ that satisfies $\lambda(x_0) = 1$, where $\lambda(x) = \arg \max_{\lambda \in \mathbb{R}}\{\lambda x - \log m(\lambda)\}$ is the point of maximum that defines the Legendre-Fenchel transformation of $m(\lambda)$, the MGF of Y .*

Proof. Under the condition $\mathbb{E}e^Y = 1$, the moment generating function $m(\lambda) = \mathbb{E}e^{\lambda Y}$ exists for $\lambda \in [0, 1]$. Since the Legendre transformation of $\log m(\lambda)$ is a convex function on its domain, the function $I^*(x) = I(x) - x = l(x, \lambda(x)) - x$ is convex as well. Being the point of maximum of $l(x, \lambda) = \lambda x - \log \mathbb{E}e^{\lambda Y}$ under a fixed x , the function $\lambda(x)$ can be obtained from the equation

$$\frac{\partial}{\partial \lambda} l(x, \lambda) = x - \frac{\mathbb{E}Y e^{\lambda Y}}{\mathbb{E}e^{\lambda Y}} = 0. \quad (4.10)$$

By [29], the unique root of (4.10) exists for any x that satisfies $\mathbb{E}Y < x < A_0 = \lim_{\lambda \rightarrow B^-} \frac{\mathbb{E}Y e^{\lambda Y}}{\mathbb{E}e^{\lambda Y}}$ and $0 < \lambda(x) < B$, where $B = \sup\{\lambda : m(\lambda) < \infty\}$. Moreover, $\lambda(x)$ is a continuous and strictly monotone function of x , and therefore, $\lim_{x \rightarrow A_0^-} \lambda(x) = B$, $\lim_{x \rightarrow (\mathbb{E}Y)_+} \lambda(x) = 0$, and $\lambda((\mathbb{E}Y, A_0)) = (0, B)$. Differentiating $I^*(x)$ and using (4.10), we have that

$$\frac{d}{dx} I^*(x) = \lambda'(x)x + \lambda(x) - 1 - \frac{\lambda'(x)\mathbb{E}Y e^{\lambda(x)Y}}{\mathbb{E}e^{\lambda(x)Y}} = \lambda(x) - 1. \quad (4.11)$$

If $B > 1$, there is a unique root x_0 of the equation $I^*(x)' = 0$ such that $\lambda(x_0) = 1$. Therefore, $\min_x I^*(x) = l(x_0, 1) - x_0 = 0$. Otherwise, when $B = 1$,

$$\inf_x I^*(x) = \lim_{x \rightarrow A_0^-} (l(x, \lambda(x)) - x) = \lim_{x \rightarrow A_0^-} (x\lambda(x) - \log m(\lambda(x)) - x) = 0.$$

Note that $\frac{\mathbb{E}Y e^{\lambda Y}}{\mathbb{E}e^{\lambda Y}} = (\log m(\lambda))'|_{\lambda=m=1}$. Taking into account that $\log m(0) = \log m(1) = 0$, and that $\log m(t)$ is a strictly convex function, we obtain $\frac{\mathbb{E}Y e^Y}{\mathbb{E}e^Y} > 0$. Then, the conclusion $x_0 > 0$ follows immediately from (4.10), and the lemma is proved. \square

In order to get an asymptotic lower bound for $\mathbb{E}e^{W_n}$, we prove the following lemma.

Lemma 4.2. *Let the moment generating function $m(\lambda) = \mathbb{E}e^{\lambda Y}$ exist in some neighbourhood of zero (the Cramer's condition), and suppose that $\mathbb{P}(Y > 0) > 0$. Then, for any $u > 0$, there exists a sequence $\{k_n\}_1^\infty$ such that $k_n \xrightarrow[n \rightarrow \infty]{} \infty$, $k_n/n \xrightarrow[n \rightarrow \infty]{} 0$, and*

$$\liminf_{n \rightarrow \infty} e^{-k_n u} \mathbb{E}e^{W_n} \geq 1 - e^{-1}. \quad (4.12)$$

Proof. First, we note that there $I(u) \in (0, \infty)$ for some $u > 0$. Indeed, $\mathbb{P}(Y > 0) > 0$ implies that there exists $\delta > 0$ such that $p_\delta = \mathbb{P}(Y > \delta) > 0$. Then, from $\mathbb{E}e^{\lambda Y} \geq p_\delta e^{\lambda \delta}$ for any $\lambda > 0$, we conclude that

$$l(u, \lambda) = \lambda u - \log m(\lambda) \leq \lambda(u - \delta) - \log p_\delta.$$

Therefore, $\sup_{\lambda > 0} l(u, \lambda) \leq -\log p_\delta < \infty$ for any $0 < u \leq \delta$. Taking convexity of $\log m(\lambda)$ into account, with $\frac{\partial}{\partial \lambda} l(u, \lambda)|_{\lambda=0} = u - \mathbb{E}Y > 0$, we obtain that $\sup_{\lambda \leq 0} l(u, \lambda) = 0$ for $u > 0$. On the other hand, conditions $\frac{\partial}{\partial \lambda} l(u, \lambda)|_{\lambda=0} > 0$ and $l(u, 0) = 0$ imply that $I(u) > 0$ for $0 < u \leq \epsilon$ under some $\epsilon > 0$. Hence, $I(u) \in (0, \infty)$ for $0 < u \leq \delta \wedge \epsilon$.

The Doob's inequality implies that

$$\mathbb{E}e^{W_n} \geq e^h \mathbb{P} \left\{ \max_{[0,n]}(W_t) \geq h \right\} \quad (4.13)$$

for any $h > 0$.

To bound the probability $\mathbb{P} \{ \max_{[0,n]}(W_t) \geq ku \}$, we again partition $[0, n]$ into $[n/k]$ subintervals of length k , for some integer k . According to the Cramer's large deviations theorem, the probability for the segment of random walk S_k over any of these subintervals to exceed threshold $h = ku$ is

$$\mathbb{P}(Y_1 + \dots + Y_k \geq ku) = \exp\left(-k(I(u) + \alpha(u, k))\right),$$

where $\alpha(u, k) \xrightarrow[k \rightarrow \infty]{} 0$ for any fixed $u > 0$.

Let $k_n = [x]$, where x is a root of the equation $xe^{x(I(u) + \alpha(u, x))} = n$ for some $u > 0$ satisfying $I(u) \in (0, \infty)$. If at least one such segment of S_n exceeds $h = ku$, it brings the maximum of W_n at or above h . Since $k_n(I(u) + \alpha(k, u)) \xrightarrow[n \rightarrow \infty]{} \infty$, we obtain that

$$\begin{aligned} \mathbb{P}(\max_{[0,n]}(W_t) \geq k_n u) &\geq 1 - (1 - e^{-k_n(I(u) + \alpha(u, k_n))})^{[n/k_n]} = \\ &= 1 - \exp\left(\left(-1 + o(1)\right) \frac{n}{k_n} e^{-k_n(I(u) + \alpha(u, k_n))}\right) \xrightarrow[n \rightarrow \infty]{} 1 - e^{-1}. \end{aligned}$$

Then, for any $\epsilon > 0$,

$$e^{-k_n u} \mathbb{E}e^{W_n} \geq \mathbb{P}(\max_{[0,n]}(W_t) \geq k_n u) \geq 1 - e^{-1} - \epsilon,$$

under a sufficiently large n , which implies (4.12). □

Result of Lemma 4.2 takes us to the following theorem.

Theorem 4.2. *Assume the Cramer's condition for the distribution of Y in some neighbourhood of zero, and suppose that $\mathbb{P}(Y > 0) > 0$. Then*

$$\liminf_{n \rightarrow \infty} \frac{\mathbb{E}e^{W_n}}{n^\gamma} = \infty, \quad (4.14)$$

for any $\gamma < \sup_{u>0} \{u/I(u)\}$.

Proof. In Lemma 4.2, we proved that (4.12) holds for $k_n = [x]$, where x is a root of the equation

$$xe^{x(I(u) + \alpha(u, x))} = n,$$

for some $\alpha(u, x) \xrightarrow[x \rightarrow \infty]{} 0$ and any fixed $u > 0$ satisfying $I(u) \in (0, \infty)$. Since $x \xrightarrow[n \rightarrow \infty]{} \infty$, we conclude that

$$k_n = \log n / (I(u) + o(1)) = \log n / I(u) + o(1), \quad n \rightarrow \infty.$$

Hence,

$$e^{-k_n h} = e^{-\left(\frac{n}{I(u)} + o(1)\right) \log n} = 1/n^{\frac{n}{I(u)} + o(1)}.$$

Taking into account the arbitrary choice of u , we obtain (4.14) for any $\gamma < \sup_u \{u/I(u)\}$, which completes the proof. □

Remark (Uniqueness of the root). Extreme points of the function $I(u)/u$ solve the equation

$$\left(\frac{I(u)}{u}\right)' = \left(\frac{I(u) - u}{u}\right)' = \frac{(I(u) - u)' - (I(u)/u - 1)}{u} = 0, \quad (4.15)$$

if such solutions exist. Therefore, by (4.11), we obtain that $\sup_u \{u/I(u)\} = 1/\lambda(u)$, where $\lambda(u) = \lambda$ is a root of the equation

$$\frac{\mathbb{E}(Ye^{\lambda Y})}{\mathbb{E}e^{\lambda Y}} = u.$$

Moreover,

$$(I(u)/u)'' = I''(u)/u + 2(uI'(u) - I(u))/u^3,$$

if I is a twice differentiable function. Then there is at most one root u_0 of (4.15) that is the point of minimum of $I(u)/u$, since $(I(u)/u)''|_{u=u_0} = I''(u_0)/u_0 > 0$.

By Lemma 4.1, $\sup_{u>0} \{u/I(u)\} = 1$ under $\mathbb{E}e^Y = 1$. Then, using Theorem 4.2, we immediately obtain the following corollary.

Corollary 4.1. *Under the conditions of Theorem 4.2, (4.14) holds for any $\gamma < 1$.*

5. Linear bounds for the exponential moments of CUSUM

In this section, we apply Bell polynomials to study the asymptotic properties of the sequence of exponential moments of a CUSUM process. We start with the following lemma.

Lemma 5.1. *Let Y_1, Y_2, \dots be i.i.d. random variables satisfying (4.1). Then $\mathbb{E}e^{S_n^+} \xrightarrow[n \rightarrow \infty]{} 2$.*

Proof. The exponential moments of rectified sums can be expressed as,

$$\mathbb{E}e^{S_n^+} = \mathbb{E}\left(e^{S_n} \mathbf{1}_{\{S_n \geq 0\}} + \mathbf{1}_{\{S_n < 0\}}\right) = 1 + \mathbb{E}(1 - e^{S_n}) \mathbf{1}_{\{S_n < 0\}} = 1 + \mathbb{P}(S_n < 0) - \mathbb{E}e^{S_n} \mathbf{1}_{\{S_n < 0\}}. \quad (5.1)$$

From (4.2), we obtain convergence $S_n \xrightarrow[n \rightarrow \infty]{\mathbb{P}} -\infty$, and therefore, $\mathbb{P}(S_n < 0) \xrightarrow[n \rightarrow \infty]{} 1$. This assures that the stopping time $\tau_k = \min\{n \in \mathbb{N} : \mathbb{P}(S_m < -k) \geq 1 - 1/k \text{ for all } m \geq n\}$ is proper for every $k \in \mathbb{N}$. Let $a_n = k$ for all $n \in [\tau_k, \tau_{k+1})$. Then

$$\mathbb{E}e^{S_n} \mathbf{1}_{\{S_n < 0\}} \leq \mathbb{E}\mathbf{1}_{\{-a_n \leq S_n < 0\}} + e^{-a_n} \mathbb{E}\mathbf{1}_{\{S_n < -a_n\}} \leq \mathbb{P}(S_n \geq -a_n) + e^{-a_n} \leq 1/k + e^{-k}$$

for all $n \geq \tau_k$. Convergence $\mathbb{E}e^{S_n} \mathbf{1}_{\{S_n < 0\}} \xrightarrow[n \rightarrow \infty]{} 0$ follows immediately. Combining the last argument with the convergence of $\mathbb{P}(S_n < 0) \xrightarrow[n \rightarrow \infty]{} 1$, we obtain that $\mathbb{E}e^{S_n^+} \xrightarrow[n \rightarrow \infty]{} 2$ from (5.1). \square

The following two lemmas state important properties of the sequence of rescaled Bell polynomials \tilde{B}_n defined in (3.4) which we use to prove existence of a slant asymptote of $\mathbb{E}e^{W_n}$.

Lemma 5.2. *Let $\Delta_n^{(k)}(x_1, \dots, x_n)$ be the k -th order difference of $\tilde{B}_n(x_1, \dots, x_n)$, defined recursively as:*

$$\Delta_0^{(k)} = B_0, \quad \Delta_n^{(k)}(x_1, \dots, x_n) = \Delta_n^{(k-1)}(x_1, \dots, x_n) - \Delta_{n-1}^{(k-1)}(x_1, \dots, x_n),$$

for all $k, n \in \mathbb{N}$, with the convention $\Delta_n^{(0)}(x_1, \dots, x_n) = \tilde{B}_n(x_1, \dots, x_n)$. Then, for all $r \in \mathbb{N}$,

$$\Delta_n^{(r)}(x_1, \dots, x_n) = \tilde{B}(x_1 - r, \dots, x_n - r). \quad (5.2)$$

Proof. To simplify notations, denote $b_n = \tilde{B}(x_1, \dots, x_n)$, $\Delta_n^{(1)} = b_n$, and $\Delta_n^{(k)} = \Delta_n^{(k)}(x_1, \dots, x_n)$ for all $n \in \mathbb{N} \cup \{0\}$ and $k \in \mathbb{N}$. Then

$$\begin{aligned} \Delta_{n+1}^{(1)} &= b_{n+1} - b_n = \frac{1}{n+1} \sum_{k=0}^n b_{n-k} x_{k+1} - \frac{1}{n} \sum_{k=0}^{n-1} b_{n-k-1} x_{k+1} \\ &= \frac{b_0 x_{n+1}}{n+1} + \frac{1}{n(n+1)} \left\{ n \sum_{k=0}^{n-1} (b_{n-k} - b_{n-k-1}) x_{k+1} \right\} - \frac{b_n}{n+1} \\ &= \frac{b_0 x_{n+1}}{n+1} + \frac{1}{n+1} \sum_{k=0}^{n-1} (b_{n-k} - b_{n-k-1}) x_{k+1} - \frac{1}{n+1} \left(b_0 + \sum_{k=0}^{n-1} (b_{n-k} - b_{n-k-1}) \right) \\ &= \frac{1}{n+1} \left\{ b_0 (x_{n+1} - 1) + \sum_{k=0}^{n-1} (b_{n-k} - b_{n-k-1}) (x_{k+1} - 1) \right\} \\ &= \frac{1}{n+1} \sum_{k=0}^n \Delta_{n-k}^{(1)} (x_{k+1} - 1) \end{aligned}$$

Hence,

$$\sum_{k=0}^n \left\{ \Delta_{n+1}^{(1)} - \Delta_{n-k}^{(1)}(x_{k+1} - 1) \right\} = 0.$$

In a similar manner, we obtain by induction that for all $n, r \in \mathbb{N}$,

$$\Delta_{n+1}^{(r)} = \frac{1}{n+1} \sum_{k=0}^n \Delta_{n-k}^{(r)}(x_{k+1} - r),$$

and therefore, (5.2) holds. \square

Lemma 5.3. *Let $\{y_n\}_{n \in \mathbb{N}}$ be a numeric sequence with $\lim_{n \rightarrow \infty} y_n = 0$. Then*

$$\sum_{k=1}^{\infty} \tilde{B}_k(y_1, \dots, y_k) < \infty.$$

Proof. Let $\tilde{y}_n = \max_{k > n} |y_k|$ and $\underline{y}_n = \max_{k \leq n} |y_k|$ for all $n \in \mathbb{N}$. Then, for any $s \leq n \in \mathbb{N}$,

$$\begin{aligned} & |\tilde{B}_{n+1}(y_1, \dots, y_n)| \\ & \leq \frac{y_k s}{n+1} \frac{1}{s} \sum_{k=0}^{s-1} |\tilde{B}_{n-k}(y_1, \dots, y_{n-k})| + \frac{\tilde{y}_k(n-s+1)}{n+1} \frac{1}{n-s+1} \sum_{k=s}^n |\tilde{B}_{n-k}(y_1, \dots, y_{n-k})| \\ & \leq \frac{y_k s}{n+1} \max_{n-s+1 \leq k \leq n} |\tilde{B}_k(y_1, \dots, y_k)| + \frac{\tilde{y}_k(n-s+1)}{n+1} \max_{k \leq n-s} |\tilde{B}_k(y_1, \dots, y_k)| \\ & \leq \max_{k \leq n} |\tilde{B}_k(y_1, \dots, y_k)| \left(\frac{s}{n+1} \underline{y}_s + \frac{(n-s+1)\tilde{y}_s}{n+1} \right) \\ & = \max_{k \leq n} |\tilde{B}_k(y_1, \dots, y_k)| \left(\tilde{y}_s + \frac{s}{n+1} (\underline{y}_s - \tilde{y}_s) \right) \leq \max_{k \leq n} |\tilde{B}_k(y_1, \dots, y_k)| \left(\tilde{y}_s + \frac{s \underline{y}_\infty}{n+1} \right). \end{aligned}$$

Now, choose $s_0 \leq n_0$ so that $\tilde{y}_{s_0} + \frac{s_0 \underline{y}_\infty}{n_0+1} \leq 1/2$. Then, for any $n > n_0$,

$$\tilde{B}_n(y_1, \dots, y_n) \leq \frac{1}{2^{n-n_0}} \max_{k \leq n_0} |\tilde{B}_k(y_1, \dots, y_k)|. \quad (5.3)$$

Hence,

$$\sum_{k=1}^{\infty} \tilde{B}_k(y_1, \dots, y_k) \leq (n_0 + 2) \max_{k \leq n_0} |\tilde{B}_k(y_1, \dots, y_k)| < \infty,$$

and the lemma is proved. \square

Using Lemmas 5.2 and 5.3, we obtain the following theorem.

Theorem 5.1. *Let $\{x_n\}_{n \in \mathbb{N}}$ be a numeric sequence with the limit $\lim_{n \rightarrow \infty} x_n = 2$ and let $b_n = \tilde{B}(x_1, \dots, x_n)$ for all $n \in \mathbb{N}$. Then the sequence $\{b_n\}_{n \in \mathbb{N}}$ has an asymptote.*

Proof. By (5.2), we obtain that $\Delta_n^{(2)} = \tilde{B}_n(x_1 - 2, \dots, x_n - 2)$. By Lemma 5.3, there exists a finite limit $a = \lim_{n \rightarrow \infty} \Delta_n^{(1)} = \sum_{k=0}^{\infty} \Delta_k^{(2)}$. A slant asymptote exists if $a \neq 0$.

Let $a = \lim_{n \rightarrow \infty} \Delta_n^{(1)} = \sum_{k=0}^{\infty} \Delta_k^{(2)} = 0$ and $n_0 \in \mathbb{N}$ is such that (5.3) holds. Then, for any $s \in \mathbb{N}$,

$$\Delta_s^{(1)} + \sum_{k=s+1}^{\infty} \Delta_k^{(2)} = \sum_{k=0}^s \Delta_k^{(2)} + \sum_{k=s+1}^{\infty} \Delta_k^{(2)} = 0,$$

and therefore, $\Delta_s^{(1)} = -\sum_{k=s+1}^{\infty} \Delta_k^{(2)}$. The inequality $\Delta_k^{(2)} \leq \frac{\max_{s \leq n_0} |\Delta_s^{(2)}|}{2^{k-n_0}}$ for each $k \geq n_0$ implies that

$$|\Delta_k^{(1)}| \leq \sum_{k=s+1}^{\infty} |\Delta_k^{(2)}| \leq \frac{\max_{k \leq n_0} |\Delta_k^{(2)}|}{2^{k-n_0-1}}.$$

Finally,

$$\left| \sum_{k=0}^{\infty} \Delta_k^{(1)} \right| \leq |b_{n_0}| + \sum_{k=n_0+1}^{\infty} |\Delta_k^{(1)}| \leq |b_{n_0}| + 2 \max_{k \leq n_0} |\Delta_k^{(2)}| < \infty.$$

Hence, the horizontal asymptote exists. \square

Note that $W_n \equiv 0$ if $\mathbb{P}(Y > 0) = 0$. In this case, $Ee^{W_n} = 1$, and the sequence of Ee^{W_n} has the horizontal asymptote $y = 1$. Combining the results of Theorem 5.1 and Corollary 4.1, we obtain that the sequence of Ee^{W_n} has a slant asymptote, given $\mathbb{P}(Y > 0) > 0$.

Corollary 5.1. *Let Y_1, Y_2, \dots be i.i.d. random variables with a common distribution Y with $\mathbb{P}(Y > 0) > 0$ and MGF $m(\lambda) = \mathbb{E}e^{\lambda Y}$ in some neighbourhood of $\lambda = 1$, and suppose that $m(1) = \mathbb{E}e^Y = 1$. Then there exists a positive constant $a > 0$, such that*

$$\lim_{n \rightarrow \infty} \mathbb{E}e^{W_n}/n = a.$$

Proof. Representation (3.5), Lemma 5.1, and Theorem 5.1, imply that the sequence $\mathbb{E}e^{W_n}$ has an asymptote. By Theorem 4.2 and Corollary 4.1, the sequence of $\mathbb{E}e^{W_n}$ is unbounded, and therefore, a slant asymptote exists. The corollary is proved. \square

6. General case and three types of behavior of CUSUM's exponential moments

Results of Sections 4 and 5 were obtained under the assumption (4.1) on the exponential moment of original variables, $\mathbb{E}e^Y = 1$. Here, we generalize these results to a broader class of distributions. In this section, we replace condition (4.1) on the common distribution of Y_1, Y_2, \dots , by the following:

$$\text{Equation } \mathbb{E}e^{\lambda^* Y} = 1 \text{ has a positive root } \lambda^* > 0. \tag{6.1}$$

For example, for (6.1) to hold, it is sufficient to have $\mathbb{E}Y < 0$ and $m(\lambda) = \mathbb{E}e^{\lambda Y} \rightarrow \infty$, as $\lambda \rightarrow \infty$. Obviously, (4.1) becomes a special case of (6.1) with $\lambda^* = 1$.

To relate conditions (4.1) and (6.1), introduce a sequence $Y_i^* = \lambda^* Y_i$, which in turn generates a random walk $S_n^* = \lambda^* S_n$ and a CUSUM process $W_n^* = \lambda^* W_n$. Condition (4.1) is satisfied by the sequence of Y_i^* , hence all the results of Sections 4 and 5 apply to the CUSUM W_n^* .

In particular, we have the lower and upper linear bounds for the exponential moments

$$M_n^*(1) = \mathbb{E}e^{W_n^*} = \mathbb{E}e^{\lambda^* W_n} = M_n(\lambda^*),$$

which establishes a connection with $M_n(\lambda)$, the MGF of the original CUSUM process W_n .

Actually, λ^* is the only value of λ that leads to a linear behavior and a slant asymptote of $M(\lambda)$, and it separates three cases of the asymptotics of M_n . The following theorem characterizes three types of behavior of the CUSUM's moment generating function, as n changes between 0 and ∞ .

Theorem 6.1. *Assume a sequence $\{Y_i\}_1^\infty$ of i.i.d. random variables with a common MGF $m(\lambda) = \mathbb{E}e^{\lambda Y}$ that satisfies condition (6.1). Then, the MGF $M_n(\lambda) = \mathbb{E}e^{\lambda W_n}$ of the induced CUSUM process W_n has the following behavior in n :*

For $\lambda < \lambda^$, $M_n(\lambda)$ is bounded from above by $M_n(\lambda) \leq cn^\omega$, where $\omega = \lambda/\lambda^* < 1$ and $c > 0$;*

For $\lambda = \lambda^$, $M_n(\lambda)$ has a linear slant asymptote, as $n \rightarrow \infty$;*

For $\lambda > \lambda^$, $M_n(\lambda)$ is bounded from below by $M_n(\lambda) \geq v^n$, where $v = m(\lambda) > 1$.*

Proof. The case of $\lambda = \lambda^*$ follows from the connection $M_n(\lambda^*) = M_n^*(1)$. Existence of a slant asymptote for $M_n^*(1)$, as $n \rightarrow \infty$, follows from Corollary 5.1. In particular, the slant asymptote implies that for some $c > 0$, $M_n(\lambda^*) \leq cn$ for all $n \geq 1$.

The case of $\lambda < \lambda^*$ follows from the Lyapounov's inequality,

$$\left(\mathbb{E}e^{\lambda W_n}\right)^{1/\lambda} = \left(\mathbb{E}(e^{W_n})^\lambda\right)^{1/\lambda} \leq \left(\mathbb{E}(e^{W_n})^{\lambda^*}\right)^{1/\lambda^*} = \left(\mathbb{E}e^{\lambda^* W_n}\right)^{1/\lambda^*},$$

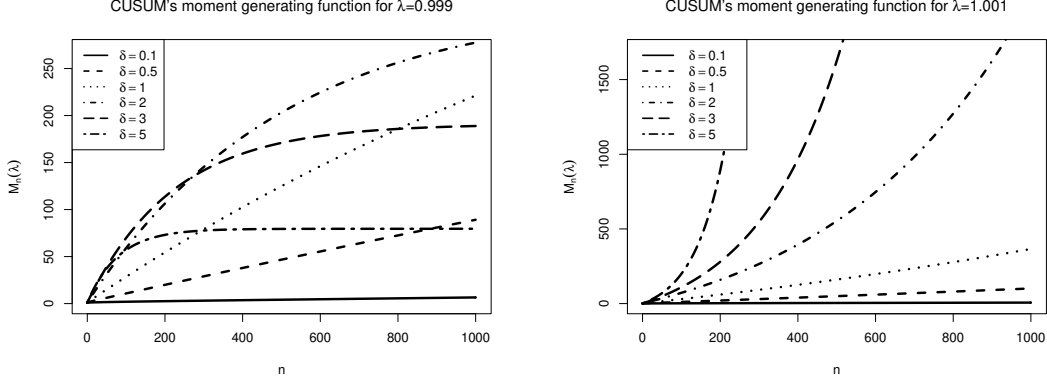


FIG 3. CUSUM's moment generating functions for $\lambda < \lambda^*$ (left) and for $\lambda > \lambda^*$ (right).

from where $M_n(\lambda) = \mathbb{E}e^{\lambda W_n} \leq (\mathbb{E}e^{\lambda^* W_n})^{\lambda/\lambda^*} = (M_n(\lambda^*))^{\lambda/\lambda^*} \leq (cn)^\omega$.

Finally, the case of $\lambda > \lambda^*$ follows from a simple observation that $W_n \geq S_n$ for all n . Therefore,

$$M_n(\lambda) \geq \mathbb{E}e^{\lambda S_n} = (\mathbb{E}e^{\lambda Y})^n = v^n,$$

where $v = m(\lambda) > 1$ for $\lambda > \lambda^*$ by the convexity of $m(\lambda)$. □

We have already observed the linearity of CUSUM's exponential moments corresponding to the case $\lambda = \lambda^* = 1$ in Figure 1. The other two types of behavior are seen in Figure 3. Note the evident slow growth for $\lambda = 0.999 < \lambda^*$ and exponential growth for $\lambda = 1.001 > \lambda^*$ even for a very slight deviation from the borderline quantity λ^* . As in Figure 1, δ on these graphs represents the detectable difference between two distributions in a change-point problem.

7. Practical applications

Obtained results and computational methods have applications in several practical fields.

7.1. Testing for abrupt changes

A classical change-point problem refers to situations where a distribution F of observed data is abruptly replaced by a distribution G at an unknown moment ν ,

$$\begin{cases} X_1, \dots, X_\nu \sim F \\ X_{\nu+1}, \dots, X_n \sim G \end{cases}$$

The likelihood-ratio test for occurrence of a change-point,

$$H_0 : X_1, \dots, X_n \sim F \text{ against } H_A : X_1, \dots, X_\nu \sim F; X_{\nu+1}, \dots, X_n \sim G \text{ for some } \nu,$$

is based on the CUSUM statistic

$$\begin{aligned} W_n &= \log \frac{\max \mathfrak{L}(X_1, \dots, X_n | H_0 \cup H_A)}{\mathfrak{L}(X_1, \dots, X_n | H_0)} = \log \frac{\max_{\nu \in [0, n]} \left(\prod_1^\nu f(X_i) \prod_{\nu+1}^n g(X_i) \right)}{\prod_1^n f(X_i)} \\ &= \max_{\nu \in [0, n]} \sum_{\nu+1}^n \log \frac{g(X_i)}{f(X_i)}. \end{aligned}$$

It matches the definition (2.1) of the CUSUM process W_n , with increments $Y_i = \log \frac{g(X_i)}{f(X_i)}$ representing log-likelihood ratios of densities f and g of the default and the disturbed distributions F and G with respect

to some reference measure μ . Introduced in [28], this test has become standard for testing occurrence of abrupt changes ([2], sec. 2.2; [37], sec. 8.2; and many others).

The test rejects H_0 in favor of H_A and declares detection of a change-point for large values of $W_n \geq h$. Then, controlling the probability of Type I error, which would result in a false alarm, at level α reduces to a problem of finding a threshold h such that

$$\mathbb{P}\{W_n \geq h | H_0\} = \mathbb{P}_F\{W_n \geq h\} \leq \alpha. \tag{7.1}$$

This can be achieved by bounding the probability in (7.1) by means of Markov, Chebyshev, or Chernoff inequality and using, respectively, the moments (2.5), (2.6), or (2.7) that are explicitly established in Theorem 2.1 or calculated by the recursive or matrix method proposed in Sec. 3.

For example, we can bound this probability as

$$\mathbb{P}\{W_n \geq h\} \leq e^{-h} \mathbb{E}e^{W_n} = e^{-h} M_n(1), \tag{7.2}$$

Bounding the right-hand side of (7.2) by α and solving for h , we obtain the threshold

$$h(\alpha) = \log \frac{M_n(1)}{\alpha} \tag{7.3}$$

that is guaranteed to control the false alarm probability within the level α . The exponential moment $M_n(1)$ can be calculated by methods (3.3) or (3.7). A recursive computation of $M_n(\lambda)$ for Normal distributions is detailed in Sec. 3.2.

7.2. Testing for transient changes

Data sequence $\{X_k\}$ experiences a *transient change* if its initial distribution F changes to another distribution G and then returns to the original distribution,

$$\begin{cases} X_1, \dots, X_a \sim F \\ X_{a+1}, \dots, X_b \sim G \\ X_{b+1}, \dots, X_n \sim F \end{cases}$$

A likelihood-ratio test for the occurrence of a transient change, $H_0 : X_1, \dots, X_n \sim F$ against $H_A : X_1, \dots, X_a; X_{b+1}, \dots, X_n \sim F; X_{a+1}, \dots, X_b \sim G$ for some a and b , is based on the *maximum-CUSUM* test statistic [1, 19, 33]

$$\begin{aligned} \log \frac{\max_{0 \leq a < b \leq n} \mathfrak{L}(X_1, \dots, X_n | H_0 \cup H_A)}{\mathfrak{L}(X_1, \dots, X_n | H_0)} &= \log \frac{\max_{0 \leq a < b \leq n} \left(\prod_1^a f(X_i) \prod_{a+1}^b g(X_i) \prod_{b+1}^n f(X_i) \right)}{\prod_1^n f(X_i)} \\ &= \max_{0 \leq a < b \leq n} \sum_{a+1}^b \log \frac{g(X_i)}{f(X_i)} = \max_{0 \leq a < b \leq n} (S_b - S_a) = \max_{0 < b \leq n} (S_b - \min_{0 \leq a < b} S_a) = \max_{0 < b \leq n} W_b. \end{aligned}$$

We have studied the maximum-CUSUM statistic $\max_{[0,n]} W_k$ in Sections 4 and 5. All the assumptions made in these sections are satisfied under the default distribution F in the abrupt and transient change-point situations:

$$\mathbb{E}_F(Y_i) = \mathbb{E}_F \log \frac{g(X_i)}{f(X_i)} < 0,$$

by the Kullback inequality [16, (4.2)], and

$$\mathbb{E}_F(e^{Y_i}) = \mathbb{E}_F \frac{g(X_i)}{f(X_i)} = \int g(x) d\mu(x) = 1.$$

Then, all the results of Sections 4 and 5 apply, $U_t = e^{W_t}$ is a submartingale, and the maximal inequality (4.4) holds, relating the probability of a false alarm with the CUSUM's exponential moment:

$$\mathbb{P}\{\text{false alarm}\} = \mathbb{P}_F \left\{ \max_{[0,n]} W_k \geq h \right\} \leq e^{-h} \mathbb{E}_F(U_n).$$

Hence, threshold (7.3) controls the false alarm probability for the transient changes as well!

We can offer a further bound for the probability of a false alarm, leading to a universal threshold. Here we make use of identities for the incomplete exponential Bell polynomials,

$$B_{nk}(cx_1, \dots, cx_{n-k+1}) = c^k B_{nk}(x_1, \dots, x_{n-k+1}) \text{ for any } c > 0,$$

and

$$B_{nk}(0!, \dots, (n-k)!) = |s(n, k)| = \begin{bmatrix} n \\ k \end{bmatrix}$$

(see [9], Theorem B(3i), p. 135), where $s(n, k)$ are the Stirling numbers of the first kind. From (3.4), we obtain that

$$\mathbb{E}_F e^{W_n} \leq \frac{1}{n!} \sum_{k=1}^n \begin{bmatrix} n \\ k \end{bmatrix} 2^k = \frac{2 \cdot 3 \cdot \dots \cdot (2+n-1)}{n!} = n+1,$$

and, therefore,

$$\mathbb{P}\{\text{false alarm}\} \leq e^{-h} \mathbb{E}_F(U_n) \leq e^{-h}(n+1). \quad (7.4)$$

Thus, selecting a threshold

$$h(\alpha) = \log \frac{n+1}{\alpha} \quad (7.5)$$

guarantees control of the false alarm probability in transient change-point detection within the level α , $\mathbb{P}\{\text{false alarm}\} \leq \alpha$. This is a universal threshold, it serves all the distributions and tops more accurate thresholds of the form $h(\alpha) = \log(\alpha^{-1} M_n(1))$.

7.3. Tighter change-point detection threshold

Application of the Doob–Meyer decomposition to the change-point scenario allows to reduce the threshold h further, without losing control of the false alarm probability.

Evaluating the right-hand side of (4.6) for our change-point scenario with $Y = \log \frac{g}{f}(X)$, we obtain

$$\begin{aligned} \mathbb{E}_F (1 - e^Y)^+ &= \mathbb{E}_F \left(1 - \frac{g(X)}{f(X)} \right) \mathbf{1}_{\{f(X) > g(X)\}} \\ &= \mathbb{P}_F \{f(X) > g(X)\} - \mathbb{P}_G \{f(X) > g(X)\} = D_{F,G}. \end{aligned}$$

It yields an upper bound for the probability of a false alarm,

$$\mathbb{P}\{\text{false alarm}\} = \mathbb{P}_F \{ \max_{[0,n]} W_t \geq h \} \leq e^{-h} (1 + nD_{F,G}), \quad (7.6)$$

which is a tighter bound than (7.4).

We conclude that for any $\alpha \in (0, 1)$, the threshold

$$h_\alpha = \log \frac{1 + nD_{F,G}}{\alpha} \quad (7.7)$$

guarantees the control of the probability of a false alarm at level α ,

$$\mathbb{P}\{\text{false alarm}\} = \mathbb{P}_F \left(\max_{0 \leq t \leq n} W_t \geq h_\alpha \right) \leq \alpha.$$

The quantity $D_{F,G} = \mathbb{P}_F \{f(X) > g(X)\} - \mathbb{P}_G \{f(X) > g(X)\}$, appearing in the probability of a false alarm (7.6), represents a measure of discrepancy between the distributions F and G . It is non-negative, because

$$\mathbb{P}_F \{f(X) > g(X)\} = \int_{f(x) > g(x)} f(x) d\mu(x) \geq \int_{f(x) > g(x)} g(x) d\mu(x) = \mathbb{P}_G \{f(X) > g(X)\}, \quad (7.8)$$

and $D_{F,G} = 0$ when (7.8) is an equality, which occurs only when $\mathbb{P}_F \{f(X) > g(X)\} = 0$, or $f \equiv g$, μ -almost everywhere. Small changes, with a low $D_{F,G}$, are generally harder to detect, the CUSUM process W_n is less steep, and we see that such changes should be detected with lower thresholds given by (7.7).

7.4. Change-point detection in randomly stopped sequences

The upper bounds in (4.6) and (7.6) can be extended from a fixed n to finite Markov stopping times T with respect to filtration \mathfrak{F} . Applying the Lenglart's inequality [18, Theorem 1],

$$\mathbb{P}\left(\max_{[0,T]} W_t \geq h\right) \leq \frac{\mathbb{E}\tilde{U}_T}{e^h} \leq \frac{1 + D_{F,G}\mathbb{E}_F T}{e^h}. \quad (7.9)$$

A practical example is a situation when the manufacturing process is stopped because of an observed extreme measurement, such as $T = \inf\{n : |X_n| \geq \mu_X + 3\sigma_X\}$, or when an alarm is triggered by any of the Western Electric, AIAG, Nelson, Boeing, or General Electric control chart rules that are popular in statistical quality control [8, 24, 27, 39]. In this situation, the main question is whether the extreme was caused by a structural change in the process or by a random fluctuation that is consistent with the default distribution. The test statistic W_T given by (7.1) can then be used with $n = T$, and its probability of a Type I error is bounded by (7.9).

7.5. Sequential detection and comparison of stopping times

Detecting a change-point sequentially, one observes a data sequence X_1, X_2, \dots and stops at the first moment when the CUSUM process exceeds threshold h ,

$$T_h = \inf\{n : W_n \geq h\}.$$

This stopping rule is well studied, and it has a number of optimal properties [21, 26, 28, 30]. Result (7.9) allows comparison of T_h with other stopping rules. For example, the probability of T_h occurring during any given ‘‘excursion’’ of a CUSUM, the segment between successive visits to 0, is bounded by

$$\mathbb{P}\{T_h < \tau_1^\circ\} = \mathbb{P}\left(\max_{0 \leq t \leq \tau_1^\circ} W_t \geq h\right) \leq \frac{1 + D_{F,G}\mathbb{E}_F \tau_1^\circ}{e^h},$$

and the probability of T_h prior to the k -th visit to 0 is

$$\mathbb{P}\{T_h < \tau_k^\circ\} = \mathbb{P}\left(\max_{0 \leq t \leq \tau_k^\circ} W_t \geq h\right) \leq \frac{1 + D_{F,G}\mathbb{E}_F \tau_k^\circ}{e^h} = \frac{1 + D_{F,G}k\mathbb{E}_F \tau_1^\circ}{e^h},$$

where $\tau_0^\circ = 0$ and $\tau_{k+1}^\circ = \inf\{t > \tau_k^\circ : W_t = 0\}$ are the successive zeroes of the CUSUM process.

7.6. Comparison of thresholds

Detection thresholds for the transient change-point and the maximum-CUSUM statistic are depicted in Figure 4, along with our developed upper and lower bounds.

For each detectable difference δ , the solid line on Figure 4 represents the exact threshold computed by simulating upper α -quantiles of the distribution of the maximum-CUSUM statistic $\max_{[0,n]} W_t$. It is shown along with the Doob's maximal inequality induced upper bound UB-1, given in (7.3); the universal upper bound UB-2, obtained from Bell's polynomials and given in (7.5); and its improvement UB-3, given in (7.7) and showing a discrepancy measure $D_{F,G}$. The lower bounds include LB-1 that is calculated by the method in the proof of Lemma 4.2. Splitting the interval $[0, n]$ into $[n/k]$ segments of length k each, the probability of exceeding the threshold is bounded from below by

$$\mathbb{P}\left\{\max_{[0,n]} W_t \geq h\right\} \geq 1 - \Phi^{[n/k]}\left(\frac{h + k\delta^2/2}{\delta\sqrt{k}}\right). \quad (7.10)$$

Equating the right-hand side of (7.10) to α and solving for h , we obtain a lower bound for a threshold that is needed to control the false alarm probability at level α ,

$$h \geq \delta\sqrt{k}\Phi^{-1}\left((1 - \alpha)^{1/[n/k]}\right) - k\frac{\delta^2}{2}.$$

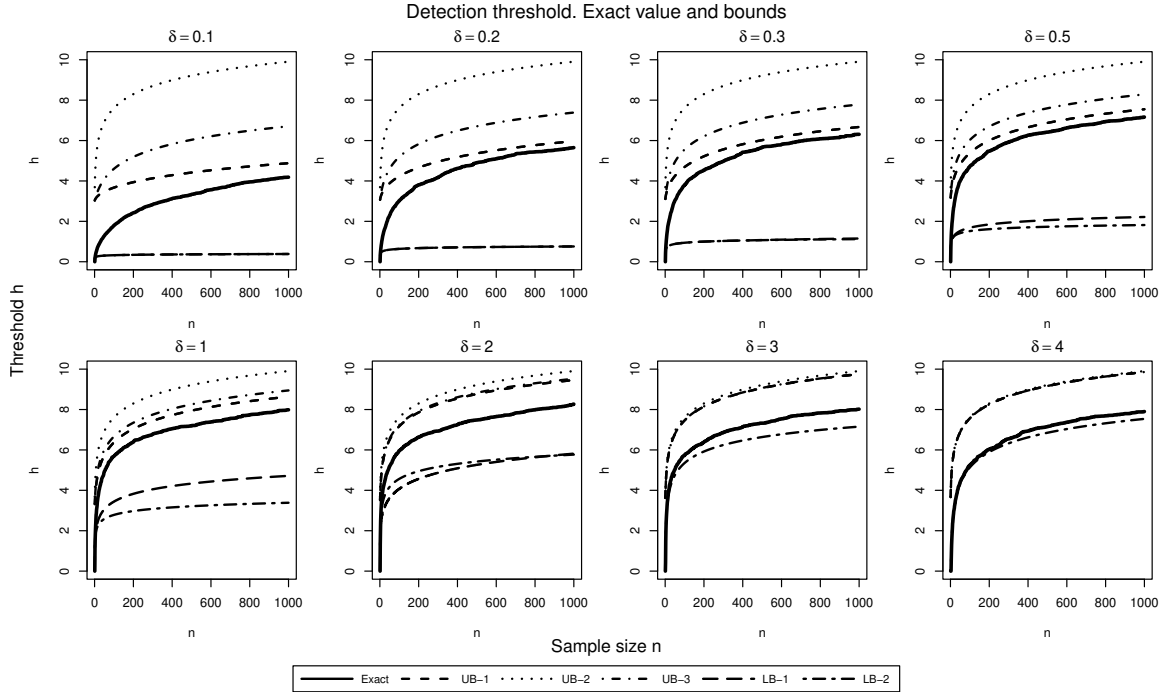


FIG 4. Thresholds for the transient change-point detection and their proposed upper and lower bounds. Eight scenarios correspond to eight detectable differences δ from 0.1 to 4.0. Thresholds are calculated to control the false alarm probability within $\alpha = 0.05$, and the meaning of upper and lower bounds is explained in Section 6.6.

Approximating k by the root of the equation $x \exp \left\{ (x + \delta^2/2)^2 / 2\delta^2 \right\} = n$, we get the lower bound LB-1. A less accurate lower bound LB-2 uses $k = 1$, following (22) in Sec. 5.2 of [1].

Figure 4 offers several insights. First, detection thresholds are dependent on both the detectable difference δ and the sample size n ; they are increasing functions of n . Second, upper bounds appear more accurate for small and moderate differences δ while lower bounds are sharp for large δ . To maintain the control of a false alarm rate, only the threshold's upper bounds can be used. Also, small and moderate differences represent the most meaningful change-point problems, because differences of 2 or more standard deviations are detectable with a naked eye. Third, we can see that the upper bounds are compatible with the lowest thresholds that maintain the false alarm probability at a given level. Within the mentioned probability constraint, low thresholds are preferred in order to minimize the detection delay, or the time since an occurrence of a change-point until it is detected. Although thresholds such as (7.3) are based on the Doob's maximal inequality, they appear nearly optimal, especially for smaller δ and larger n .

It is also informative to see the behavior of detection thresholds as functions of δ , the magnitude of change. Figure 5 shows the thresholds calculated as upper α -quantiles of the distribution of the maximum-CUSUM statistic $\max_{[0,n]} W_t$ for different sample sizes. We have already observed that thresholds have to increase with the sample size. Now, we note that thresholds are low for very small as well as very large magnitudes δ . Indeed, small δ implies a rather flat random walk $\{S_t\}$ and the induced CUSUM process $\{W_t\}$ generated by increments Y_k with very small negative mean $-\delta^2/2$ and small standard deviation δ , leading to small values and small quantiles of the CUSUM process.

On the other hand, large changes of magnitude δ , representing an easy detection case, imply large negative increments Y_k , sending the CUSUM process W_t to 0 for most t , which again leads to low quantiles of $\max_{[0,n]} W_t$.

Thresholds on Figures 4 and 5 and their upper bounds control the probability of a false alarm within $\alpha = 0.05$. They are calculated for the transient change-point detection between two Normal distributions with equal variances and the expected values differing by δ standard deviations.

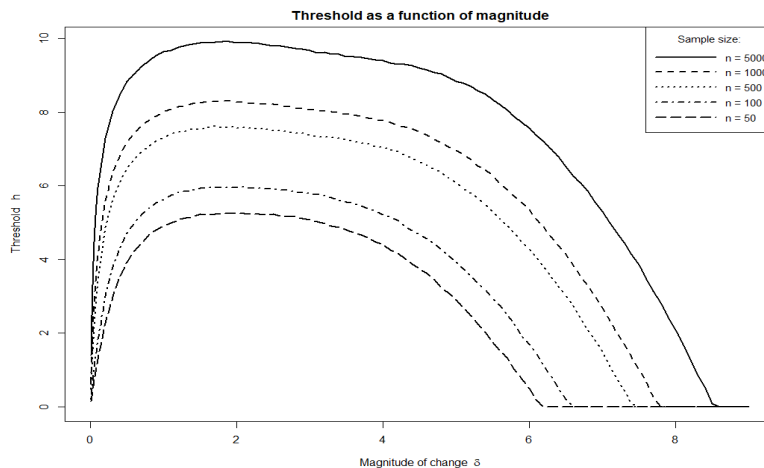


FIG 5. Threshold h as a function of the detectable difference δ , for different sample sizes n

7.7. Applications in queuing systems

As mentioned in the introduction, CUSUM processes are popular models for waiting times and stored commodities in queuing systems (e.g., [12, sec. 6.9], [15], [20]). In general G/G/1 queues with one server, the waiting time W_{n+1} of the next job or customer is represented by the previous waiting time W_n , plus the previous service time S_n , reduced by the interarrival time A_{n+1} . That is unless $W_n + S_n < A_{n+1}$, in which case the previous job ends before the new job arrives, and the new job goes directly to the server with no waiting,

$$W_{n+1} = \begin{cases} W_n + S_n - A_{n+1}, & \text{if } W_n + S_n - A_{n+1} \geq 0 \\ 0, & \text{otherwise.} \end{cases}$$

This matches the definition (1) of a CUSUM process, with the increments $Y_{n+1} = S_n - A_{n+1}$.

Further, the case of negative increments that we considered in this paper, $\mathbb{E}(Y_{n+1}) < 0$, implies that the expected interarrival time exceeds the expected service time, which makes the *utilization* of the system less than 1, preventing this queuing system from overloading.

The studied probabilities of deviations have the following meaning in the queuing theory. The probability $\mathbb{P} \{ \max_{t \in [0, n]} W_t \geq h \}$ represents the chance for the waiting time, the amount of a commodity, or the length of a queue to exceed h at least once during the time interval of length n . This includes undesired events such as the number of jobs exceeding the size of a buffer, or even catastrophic events such as the amount of water in a reservoir exceeding the maximum allowed level and flowing over levees.

Funding

Research of S.V. Malov was partially financially supported by the Ministry of Science and Higher Education of the Russian Federation (grant number FSEG-2024-0027).

Appendix A: An alternative prove of Spitzer formula

We present an alternative proof of (2.3) by mimics arguments in [38] of simple proof of Spitzer's identity. The CUSUM process can be rewritten recursively

$$W_{n+1} = (W_n + Y_{n+1}) \vee 0.$$

Hence, $\{W_j\}_{j \in \mathbb{N}}$ is a homogeneous Markov process. Following [38], introduce the Banach algebra \mathfrak{M}_1 of linear combinations of cumulative distribution functions with the distribution function e of the unit mass at the origin as the identity, convolution as multiplication and norm given by the total variation. We define the following linear operators: $Fg = f \cdot g$, where f is the distribution function of X_1 and $Hg(x) = g(x) \mathbb{1}_{\{x \geq 0\}}$,

$g \in \mathfrak{M}_1$. The distribution function g_n of the random variable W_n can be obtained recursively $g_k = HFg_{k-1}$ for $k \in \mathbb{N}$, and therefore, $g_n = (HF)^n e$ for all $n \in \mathbb{N}$. Then

$$\sum_{n=0}^{\infty} t^n g_n = \sum_{n=0}^{\infty} t^n (HF)^n e = (I - tHF)^{-1} e, \quad (\text{A.1})$$

for $t : |t| < 1$, where I is the identity. Note that H is a projector ($H^2 = H$) which projecting mass of all negative values to zero. Hence, for any bounded Borel function the following relation holds:

$$\int h(x) dHg(x) = \int h(x \vee 0) dg(x). \quad (\text{A.2})$$

Set $\tilde{g} = (I - tHF)^{-1} e$. Then

$$H\tilde{g} = \tilde{g} \quad (\text{A.3})$$

since H is a projector, and, therefore,

$$e = (I - tHF)\tilde{g} = H(I - tF)\tilde{g} = H((e - tf) \cdot \tilde{g}). \quad (\text{A.4})$$

Moreover, (A.3) and (A.4) characterize \tilde{g} . Let

$$\tilde{g} = \exp(-H \log(e - tf)),$$

where $\exp(g)$ and $\log(e - g)$ are both determined by Taylor–Maclaurin series for $g : \|g\| < 1$. Since $\mathfrak{M}_1^\circ = (I - H)\mathfrak{M}_1$ is a closed subalgebra of \mathfrak{M}_1 ,

$$(e - tf) \cdot \tilde{g} = \exp((I - H) \log(e - tf)) = e + (I - H)g_1$$

and, therefore,

$$H((e - tf) \cdot \tilde{g}) = H(e + (I - H)g_1) = e.$$

The equation (A.4) holds. Substituting \tilde{g} to (A.1) we get that

$$\sum_{n=0}^{\infty} t^n g_n = \exp\left(\sum_{k=1}^{\infty} \frac{t^k}{k} H(f^k)\right).$$

Let

$$\mathfrak{T}(g)(t) = \int e^{itx} dg(x)$$

be the Fourier–Stieltjes transformation of the distribution function $g \in \mathfrak{M}_1$. Since \mathfrak{T} is linear and multiplicative $\mathfrak{T}(g_1 \cdot g_2) = \mathfrak{T}(g_1)\mathfrak{T}(g_2)$ we conclude that

$$\sum_{n=0}^{\infty} t^n \mathfrak{T}(g_n) = \exp\left(\sum_{k=1}^{\infty} \frac{t^k}{k} \mathfrak{T}(H(f^k))\right).$$

From (A.2) we conclude that

$$\mathfrak{T}(H(f^k)) = \int e^{iux} dHf^n(x) = \int e^{iux+} df^n(x) = \mathbb{E}e^{iuS_n^+}.$$

Hence,

$$\sum_{n=0}^{\infty} t^n \mathbb{E}e^{iuW_n^*} = \exp\left(\sum_{k=1}^{\infty} \frac{t^k}{k} \mathbb{E}e^{iuS_n^+}\right)$$

and, therefore, (2.3) holds.

Appendix B: Wendell’s framework for the maximum of CUSUM fails

In order to obtain Spitzer’s formula for the running maxima of the CUSUM process, we try the same framework as in [38].

The origin. Let X_1, X_2, \dots be independent identically distributed (i.i.d.) random variables; $X_i \sim F$, $i \in \mathbb{N}$. Introduce the following notations:

$$S_n = \sum_{j=1}^n X_j; \quad S_n^\pm = (|S_n| \pm S_n)/2; \quad R_n = \max_{0 \leq k \leq n} S_k; \quad \mathbf{Y}_n = (R_n, S_n).$$

Then $\mathbf{Y}_1, \mathbf{Y}_2, \dots$ is a Markov process, and the following Spitzer’s identity holds

$$\sum_{n=0}^{\infty} t^n \phi_n(u + v, -v) = \exp \left[\sum_{n=0}^{\infty} \frac{t^n}{n} (\psi_n^+(u) + \psi_n^-(v) - 1) \right],$$

and, in the particular case of $v = 0$,

$$\sum_{n=0}^{\infty} t^n \phi_n(u) = \exp \left[\sum_{n=0}^{\infty} \frac{t^n}{n} \psi_n^+(u) \right],$$

where $\phi_n(u', v') = \mathbb{E}e^{i(u'R_n + v'S_n)}$, $\psi_n^+(u) = \mathbb{E}e^{iuS_n^+}$, $\psi_n^-(v) = \mathbb{E}e^{ivS_n^-}$, $\phi_n(u) = \mathbb{E}e^{iu'R_n}$ are the characteristic functions.

Wendell’s framework for CUSUM maximum. Let

$$M_n = \max_{[0, n]} W_k,$$

where $\{W_k\}_0^\infty$ is the CUSUM process. Introduce another process (which we call CUSUM as well) by the origin and the following recursive relations

$$W_0^* = 0; \quad W_n^* = (W_n^* \vee 0) + X_n.$$

Note that, $\{W_j^*\}_0^\infty$ is a homogeneous Markov process, and

$$M_n = \max_{[0, n]} W_k^*.$$

The main target is the distribution of M_n .

Since the Markov property fails for the process $\{M_n\}_0^\infty$, it should be easier to investigate the bivariate homogeneous Markov random process $\{(M_n, W_n)\}_0^\infty$. Let \mathfrak{M} be the Banach algebra, which contains all linear combinations of two dimensional (right continuous) distribution functions, with convolution as a multiplication, norm given by the total variation and the delta measure at the origin δ_0 as unit element. Moreover, introduce the following linear operators: $Fg = f \cdot g$, where f is the distribution function of $(0, X_1)$; $Pg(x, y) = g(x, x \wedge y)$; $Hg(x, y) = g(x, y \vee 0)$, $g \in \mathfrak{M}$. Then, the distribution function g_{n+1} of (M_{n+1}, W_{n+1}) can be obtained recursively $g_k = PFHg_{k-1}$ for $k \in \mathbb{N}$, and, therefore, $g_n = (PFH)^n e$ for $n \in \mathbb{N}$. Then

$$\sum_{n=1}^{\infty} t^n g_n = \sum_{n=1}^{\infty} t^n (PFH)^n e = (I - tPFH)^{-1} e,$$

where I is the identity map. On the other hand, the for joint distribution function g_k^* of (M_n, W_n^*) the following recursion holds $g_k^* = HPG_k^*$, $k \in \mathbb{N}$. Hence, $g_n^* = (HPF)^n e$ for all $n \in \mathbb{N}$, and

$$\sum_{n=1}^{\infty} t^n g_n^* = \sum_{n=1}^{\infty} t^n (HPF)^n e = (I - tHPF)^{-1} e.$$

The open problem is to find $g = (I - tHPF)^{-1} e$.

Note that P projects all mass to the left of diagonal $x = y$ horizontally to the diagonal leaving mass to the right, and H projects all mass of the lower half-plane $y < 0$ orthogonally onto the x -axis. Wendel’s

proof of Spitzer's identity and the current case can be noted: the only difference is using here the projector HP instead of P in [38]. The key point in the Wendell's proof is that $P\mathfrak{M}$ and $(I - P)\mathfrak{M}$ are both closed subalgebras with respect to the multiplication since, that allow to obtain the following representation

$$\tilde{g} = (I - tPF)^{-1}e = \exp(-P \log(e - f)),$$

where $\exp(g)$ and $\log(e - g)$ are defined both by the Maclaurin series with $f^k = f \cdot \dots \cdot f$. The analogous representation

$$\tilde{g}^* = (I - tHF)^{-1}e = \exp(-H \log(e - f)),$$

holds (in one dimensional case) in the proof in Appendix A. Unfortunately, $(I - HP)\mathfrak{M}$ consists of distributions concentrated on the set $\mathbb{R}^2 \setminus \{(x, y) \in \mathbb{R}^2 : y \in [0, x]\}$, and it is not closed with respect to the convolution.

References

- [1] BARON, M. and MALOV, S. V. (2023). Detection and estimation of multiple transient changes. *Journal of Applied Statistics* 1–27.
- [2] BASSEVILLE, M. and NIKIFOROV, I. V. (1993). *Detection of Abrupt Changes: Theory and Application*. PTR Prentice-Hall, Inc., Englewood Cliffs, NJ.
- [3] BELL, E. T. (1927). Partition polynomials. *Ann. Math.* **29** 38–46.
- [4] BELL, E. T. (1934). Exponential Polynomials. *Ann. Math.* **35** 258–277.
- [5] BOROVKOV, A. A. (1999). Asymptotically optimal solutions in the change-point problem. *Theory of Prob. & Appl.* **43** 539–561.
- [6] BULO, S. R., HANCOCK, E. R., AZIZ, F. and PELILLO, M. (2012). Efficient computation of Ihara coefficients using the Bell polynomial recursion. *Lin. Alg. and Appl.* **436** 1436–1441.
- [7] CHANG, T. C. and GAN, F. F. (2001). Cumulative sum charts for high yield processes. *Statistica Sinica* **11** 791–805.
- [8] COMPANY, W. E. (1958). *Statistical Quality Control Handbook*. AT & T Technologies.
- [9] COMTET, L. (1974). *Advanced Combinatorics: The Art of Finite and Infinite Expansions*. D. Reidel Publishing Co., Dordrecht.
- [10] DEMBO, A. (2009). *Large Deviations Techniques and Applications*. Springer.
- [11] DOOB, J. L. (1953). *Stochastic Processes*. John Wiley & Sons, Inc., New York.
- [12] FELLER, W. (1971). *An Introduction to Probability Theory and Its Applications* **2**. Wiley, New York.
- [13] GIBBONS, R. D. (1999). Use of combined Shewhart-CUSUM control charts for ground water monitoring applications. *Groundwater* **37** 682–691.
- [14] HAWKINS, D. M. and OLWELL, D. H. (2012). *Cumulative Sum Charts and Charting for Quality Improvement*. Springer Science & Business Media, New York.
- [15] KENDALL, D. G. (1953). Stochastic processes occurring in the theory of queues and their analysis by the method of imbedded Markov chains. *Ann. Math. Stat.*, **24** 338–354.
- [16] KULLBACK, S. (1954). Certain inequalities in information theory and the Cramer-Rao inequality. *Ann. Math. Stat.* 745–751.
- [17] LAI, T. L. (1998). Information Bounds and Quick Detection of Parameter Changes in Stochastic Systems. *IEEE Trans. Inform. Theory* **44** 2917–2929.
- [18] LENGART, É. (1977). Relation de domination entre deux processus. *Annales de l'I.H.P. Probabilités et statistiques* **13** 171–179.
- [19] LEVIN, B. and KLINE, J. (1985). The cusum test of homogeneity with an application in spontaneous abortion epidemiology. *Statistics in Medicine* **4** 469–488.
- [20] LINDLEY, D. V. (1952). The theory of queues with a single server. In *Math. Proc. Cambridge Phil. Soc.* **48** 277–289. Cambridge University Press.
- [21] LORDEN, G. (1971). Procedures for reacting to a change in distribution. *Ann. Math. Statist.* **42** 1897–1908.
- [22] LUCAS, J. M. (1982). Combined Shewhart-CUSUM quality control schemes. *Journal of Quality Technology* **14** 51–59.
- [23] LUKACS, E. (1955). Applications of Faà di Bruno's formula in mathematical statistics. *Amer. Math. Monthly* **62** 340–348.

- [24] MONTGOMERY, D. C. (1991). *Design and Analysis of Experiments*. Wiley, New York.
- [25] MONTGOMERY, D. C. (2009). *Introduction to Statistical Quality Control*, 6th ed. Wiley, New York.
- [26] MOUSTAKIDES, G. V. (1986). Optimal stopping times for detecting a change in distribution. *Ann. Statist.* **14** 1379-1388.
- [27] NELSON, L. S. (1984). The Shewhart control chart—tests for special causes. *Journal of Quality Technology* **16** 237–239.
- [28] PAGE, E. S. (1954). Continuous inspection schemes. *Biomterika* **41** 100-115.
- [29] PETROV, V. V. (1965). On the probabilities of large deviations for sums of independent random variables. *Theory of Prob. & Its Appl.* **10** 287–298.
- [30] RITOV, Y. (1990). Decision theoretic optimality of CUSUM procedure. *Ann. Statist.* **18** 1464-1469.
- [31] SHIRYAEV, A. N. (1995). *Probability, 2nd edition*. Springer-Verlag, New York.
- [32] SIBANDA, T. and SIBANDA, N. (2007). The CUSUM chart method as a tool for continuous monitoring of clinical outcomes using routinely collected data. *BMC Med. Res. Meth.* **7** 1–7.
- [33] SIEGMUND, D. (1986). Boundary crossing probabilities and statistical applications. *The Annals of Statistics* **14** 361–404.
- [34] SPITZER, F. (1956). A combinatorial lemma and its application to probability theory. *Trans. of the Amer. Math. Soc.* **82** 323–339.
- [35] SPITZER, F. (1966). *Principles of Random Walk*. Van Nostrand, New York.
- [36] STROOCK, D. W. (2013). *Mathematics of probability* **149**. American Mathematical Soc.
- [37] TARTAKOVSKY, A. G., NIKIFOROV, I. V. and BASSEVILLE, M. (2014). *Sequential Analysis: Hypothesis Testing and Change-Point Detection*. Chapman & Hall/CRC.
- [38] WENDEL, J. G. (1958). Spitzer’s formula: a short proof. *Proceedings of the American Mathematical Society* **9** 905–908.
- [39] WHEELER, D. J. (1995). *Advanced Topics in Statistical Process Control* **470**. SPC Press.
- [40] WOODALL, W. H. (1985). The Statistical Design of Quality Control Charts. *J. Royal Stat. Soc, Ser. D* **34** 155–160.