

Cl⁺ and HCl⁺ in Reaction with H₂ and Isotopologues: a Glance into H-abstraction and Indirect Exchange at Astrophysical Conditions

Miguel Jiménez-Redondo,[†] Olli Sipilä,[†] Robin Dahl,^{†,‡,¶} Paola Caselli,[†] and Pavol Jusko^{*,†}

[†]Max Planck Institute for Extraterrestrial Physics, Giessenbachstrasse 1, 85748 Garching, Germany

[‡]Mulliken Center for Theoretical Chemistry, University of Bonn, Beringstrasse 4, 53115 Bonn, Germany

[¶]Institute of Physical Chemistry, RWTH Aachen University, Landoltweg 2, 52074 Aachen, Germany

E-mail: pjusko@mpe.mpg.de

Abstract

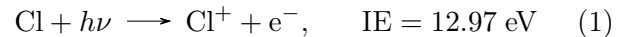
Astrochemical models of interstellar clouds, the sites of stars and planet formation, require information about spin-state chemistry to allow quantitative comparison with spectroscopic observations. In particular, it is important to know if full scrambling or H-abstraction (also known as proton hop) takes place in ion-neutral reactions. The reaction of Cl⁺ and HCl⁺ with H₂ and isotopologues has been studied at cryogenic temperatures between 20–180 K using a 22 pole radio-frequency ion trap. Isotopic exchange processes are used to probe the reaction mechanism of the HCl⁺ + H₂ reaction. The results are compared to previous measurements and theoretical predictions. The rate coefficients for the Cl⁺ + H₂ and HCl⁺ + H₂ reactions are found to be constant in the range of temperatures studied, except for the DCl⁺ + D₂ reaction, where a weak negative temperature dependence is observed, and reactions with D₂ are found to be significantly slower than the Langevin rate. No isotopic exchange reactions are observed to occur for the H₂Cl⁺ ion. The analysis of the products of the HCl⁺ + H₂ isotopic system clearly indicates that the reaction proceeds via a simple hydrogen atom abstraction.

Keywords

reaction rate coefficients, ortho-para ratio, full scrambling, astrochemistry, ion-molecule reactions, cryogenic ion trap, chlorine

1 Introduction

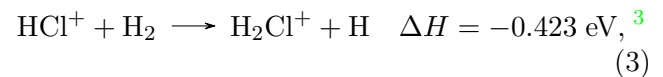
Despite its low elemental abundance, chlorine chemistry presents some peculiarities that make it an interesting target for astrochemical studies. The chlorine atom can easily be ionised by UV radiation



and has an ionization energy (IE) that is below the ionization energy of the H atom (IE(H) = 13.60 eV). As a consequence, Cl⁺ does not charge transfer to the most abundant atom in space, the H atom, and therefore chlorine is predominantly found in its ionized form in the diffuse interstellar medium. Of all elements with this behavior, chlorine is unique in that the singly charged cation, Cl⁺, reacts exothermically with H₂¹



producing a very reactive HCl⁺ ion, which quickly undergoes another reaction with H₂

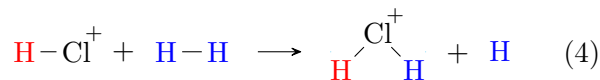


forming a rather non reactive closed shell molecular ion, H₂Cl⁺, that does not react further with H₂.

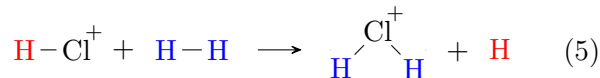
The H₂Cl⁺ ion was first detected using the Herschel Heterodyne Instrument for the Far-Infrared (HIFI) towards NGC 6334I and Sgr B2(S).⁴ It has also been observed in the Orion Bar, Orion S, W31C, Sgr A,⁵ the massive star-forming regions

W31C and W49N,⁶ and extragalactic sources using the Atacama Large Millimeter/submillimeter Array (ALMA).^{3,7} Typical column densities for this ion are in the range of $N(\text{H}_2\text{Cl}^+)/N(\text{H}) = 0.9\text{--}4.8 \times 10^{-9}$.⁷ Herschel observations towards several sources (G29.96-0.02, W49N, W51, W3(OH)) allowed the determination of the ortho-para and $^{35}\text{Cl}/^{37}\text{Cl}$ isotopic ratios.⁸ HCl^+ was first observed using Herschel/HIFI towards W31C (G10.6-0.4) and W49N,⁹ and in W49N using the GREAT instrument on board SOFIA,¹⁰ with column densities with respect to atomic hydrogen of $2\text{--}9 \times 10^{-9}$.^{9,10} The Cl^+ ion has been mainly observed in diffuse clouds, with a wide range of column densities, from 10^{-9} to 10^{-7} with respect to atomic hydrogen.^{11,12} Despite the relative simplicity of the chlorine hydrides chemistry, astrochemical models have issues reproducing the observed abundances of HCl , HCl^+ and H_2Cl^+ ,^{1,10,13} which is usually attributed to the lack of an accurate dissociative recombination rate coefficient for H_2Cl^+ .

Reaction (3) controls the ortho-para ratio of the H_2Cl^+ ion, which is greatly affected by the specific reaction mechanism. The reaction of HCl^+ with H_2 can in principle proceed via two different mechanisms, a direct H-abstraction



or full scrambling (indirect exchange)



This allowed Le Gal et al.³ to infer the dominant reaction mechanism, H-abstraction, based on the astronomical observations of the ortho-para ratio of H_2Cl^+ , complementing it with a theoretical study supporting the observational results. The evidence of this reaction proceeding through the direct mechanism contrasts with the well studied $\text{H}_3^+ + \text{H}_2$ system, where the nuclear spin dependence of the reaction has been studied from both the experimental and theoretical points of view¹⁴⁻¹⁶ showing a preference for the full scrambling mechanism at low temperatures. Data on the specific reaction mechanism is limited for most reactions of interest in astrochemistry, while having a significant impact on models considering spin-state chemistry and/or deuteration.¹⁷

The HCl^+ and H_2Cl^+ ions have been characterized in the laboratory in a variety of ways. Rotational transitions of HCl^+ has been studied by far-infrared laser magnetic resonance¹⁸ and later

in high resolution in an microwave discharge absorption experiment¹⁹ leading to its first detection in space.⁹ Correspondingly, the detection of H_2Cl^+ ⁴ was based on the submillimeter-wave spectra of H_2Cl^+ recorded by Araki et al.²⁰ in a hollow-cathode discharge. The dissociative recombination rate coefficient of H_2Cl^+ with electrons has been determined in a pulsed discharge,²¹ while cryogenic storage ring experiments have been used to determine the corresponding rate coefficients for HCl^+ ²² and D_2Cl^+ .²³

The reactivity of the HCl^+ and H_2Cl^+ ions with H_2 has been extensively studied using flowing-afterglow (FA),²⁴ selective-ion flow tube (SIFT),²⁵⁻²⁹ and ion-cyclotron resonance (ICR).^{30,31} In all these works, the reaction $\text{HCl}^+ + \text{H}_2$ is faster than $\text{Cl}^+ + \text{H}_2$, but there is a large spread in the measured rate coefficients, especially for the $\text{HCl}^+ + \text{H}_2$ reaction, with more than a factor of 2 difference between the lowest and highest values. Three of the studies examined the temperature dependence of the rate coefficients down to 80 K²⁷ and 150 K.^{30,31} For the $\text{Cl}^+ + \text{H}_2$ reaction, Cates et al.³⁰ reported a positive temperature dependence, later reexamined by Kemper and Bowers³¹ in the same setup and finding a weak negative temperature dependence in line with the results of Smith and Adams²⁷. For the $\text{HCl}^+ + \text{H}_2$ reaction, the ICR measurements show a weak negative temperature dependence,^{30,31} while the SIFT experiment shows no temperature dependence.²⁷ No measurements of the rate coefficients below 80 K have been reported previously.

Limited theoretical studies are available for these systems. The chemiluminescence of the $\text{Cl}^+ + \text{H}_2$ reaction has been studied using a beam-target gas collision setup,² where the authors also present theoretical calculations for the metastable Cl^+ ion.³² The reaction of HCl^+ with H_2 has been studied theoretically by Le Gal et al.³, focusing on the prevalence of H-abstraction with respect to full scrambling.

In this work, we present a study of the $\text{Cl}^+ + \text{H}_2$ and $\text{HCl}^+ + \text{H}_2$ isotopic systems at cryogenic temperatures using a 22 pole radio-frequency ion trap. The rate coefficients of the reactions are determined in the temperature range of 20 – 180 K. Isotopic exchange processes are used to probe the reaction mechanism of the $\text{HCl}^+ + \text{H}_2$ reaction. The results are compared to previous measurements and theoretical predictions.

2 Experimental Section

All the experiments were conducted in a cryogenic 22 pole radio-frequency ion trap setup, CCIT. We provide only a short description here, as the setup has been extensively described elsewhere.³³ No unexpected or unusually high safety hazards were encountered. The ions Cl^+ , HCl^+ , and DCl^+ , were produced in a storage ion source³⁴ using electron bombardment of hydrochloric acid (water solution 37%, Carl Roth GmbH) vapors introduced into the setup through a variable leak valve. DCl in D_2O has been used in case of DCl^+ ions. Electron impact ionization of HCl ³⁵ produces all the possible ions, that is, Cl^+ , HCl^+ , and H_2Cl^+ for both isotopes of ^{35}Cl and ^{37}Cl . Therefore, the ion of the mass-charge ratio (m/z) of interest is selected in a quadrupole mass filter, prior to the injection into the 22 pole trap, where intense He pulse is used to store and cool it down close to the temperature of the trap walls. The reactant gas, either H_2 or D_2 (Westfalen, no further purification), is leaked into the trap continuously. Normal, i. e., room temperature H_2 (3:1 ortho:para) and D_2 (2:1 ortho:para) are used in all the experiments (note that lower energy spin isomer of H_2 is para, but it is ortho for D_2). The pressure is recorded using a Bayard-Alpert ion gauge, which is calibrated against an absolute pressure gauge (membrane baratron, CMR 375, Pfeiffer), and, at each given temperature, the corresponding number density is determined (see Jusko et al.³³ for details). After a variable storage time, that is, variable exposure to the neutral gas, the primary and product ions are extracted from the trap towards a second quadrupole and counted in a Daly type detector. The measurement with the shortest storage time is performed a few ms after the trap is closed, to ensure the He buffer gas is sufficiently evacuated from the trap. Only one mass can be filtered at the time, therefore, the experiment is repeated for every primary and product ion mass until sufficient statistical signal to noise is achieved (see Fig. 1 for one particular temperature and neutral gas number density). The rate r (inverse of the lifetime τ) of reaction of the primary ion with the neutral gas is determined using an exponential decay least-square fit of the primary ion (full line in Fig. 1). This procedure is repeated at several neutral reactant gas pressures, that is, number densities $[X]$ ($[\text{H}_2]$ or $[\text{D}_2]$). The final reaction rate coefficient k is then determined as a parameter of the linear least square fit in the form of

$$r = k[X] + C, \quad (6)$$

which produces more reliable results than using a single pressure point, and can account for spurious ion losses through the offset C (see refs.^{33,36} for further details). The uncertainties in the rate coefficient values reported throughout the text correspond to the statistical error of this fit. The main source of uncertainty, however, is the systematic error introduced by the pressure calibration, which is estimated to be 20%.³³ This process is repeated for every ion-neutral pair of interest at the different temperatures sampled in the 20 – 180 K range.

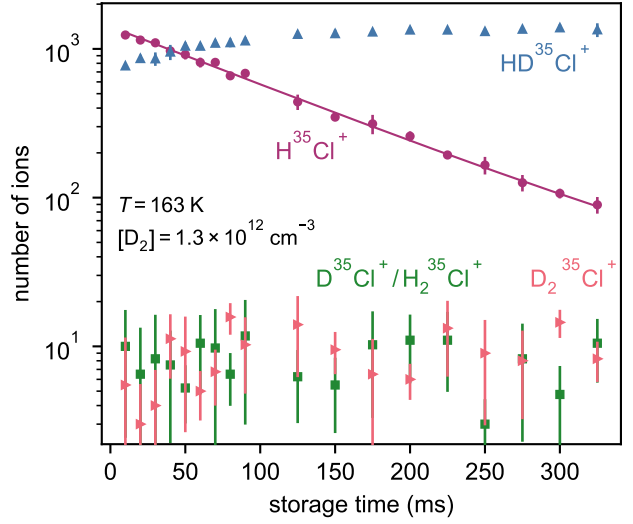


Figure 1: Time evolution of the number of ions in the trap for the reaction of HCl^+ with D_2 . Purple line represents the fit of the HCl^+ signal to an exponential decay. Storage time “0” represents the time at which the trap is closed after filling. Some ions react during the trap filling stage, leading to the non-zero signal of HDCl^+ at 0 ms.

For the isotopic exchange reactions, that is, reactions of the $\text{H}_2\text{Cl}^+ + \text{H}_2$ isotopic system, the (lack of) reactivity was probed by introducing a large amount of the corresponding neutral reactant gas into the trap. The ionic species were produced in different ways depending on the particular reaction. For $\text{HDCl}^+ + \text{H}_2/\text{D}_2$, the ions formed during the study of the $\text{DCl}^+ + \text{H}_2$ and $\text{HCl}^+ + \text{D}_2$ rate coefficients, respectively, were used. For $\text{D}_2\text{Cl}^+ + \text{H}_2$, $\text{D}_2^{37}\text{Cl}^+$ was directly produced in the ion source, as there is no mass overlap with the other H_xCl^+ isotopologues. Finally, $\text{H}_2\text{Cl}^+ + \text{D}_2$ was probed during the study of the $\text{DCl}^+ + \text{D}_2$ reaction, as there is a 10% fraction of the ions at mass 37 that does not react with D_2 , which corresponds to H_2Cl^+ ions produced in the ion source from residual H_2 . These reaction rate coefficients are reported as upper limits, that is, the highest value of the rate coefficient

within the uncertainty of the fit is displayed in Table 1, as no reaction was observed within the experimental time frame.

3 Results and Discussion

The full set of rate coefficients measured in this work is shown in Fig. 2. The rate coefficients of all reactions are found to be constant in the range of temperatures studied (20 – 180 K), except in the case of the $\text{DCl}^+ + \text{D}_2$ reaction, where a weak negative temperature dependence is observed. The values of the rate coefficients for the $\text{HCl}^+ + \text{H}_2$ and $\text{DCl}^+ + \text{H}_2$ reactions are close to the corresponding Langevin rate coefficient ($k_L(\text{H}_2) = 1.53 \times 10^{-9} \text{ cm}^3 \text{ s}^{-1}$), while most other reactions, especially those involving D_2 ($k_L(\text{D}_2) = 1.10 \times 10^{-9} \text{ cm}^3 \text{ s}^{-1}$), are significantly slower than their Langevin counterpart.

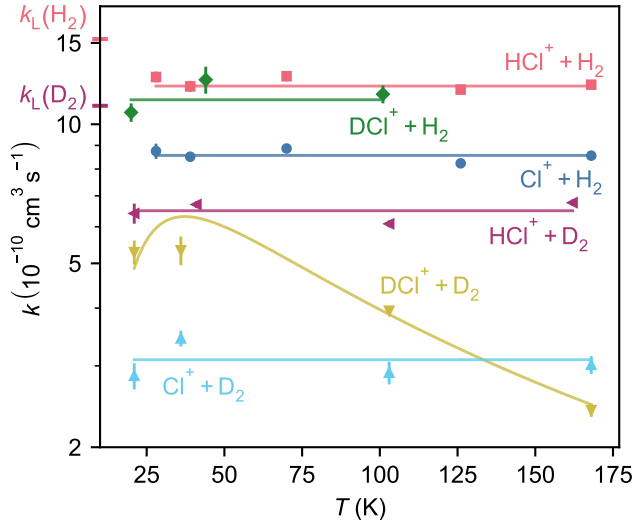


Figure 2: Temperature dependence of all the rate coefficients determined in this work. Marks on the vertical axis represent the values of the Langevin rate coefficient k_L for reactions with H_2 or D_2 .

A single product was observed for the mixed isotopic systems, as in the case of $\text{HCl}^+ + \text{D}_2$ depicted in Fig. 1. Only residual counts are detected for mass 39 m/z , which corresponds to D_2Cl^+ ions. This clearly indicates that no scrambling takes place in this system and the reaction proceeds via a simple deuterium atom abstraction. This very clear experimental evidence is aided by the fact that the potential subsequent isotopic exchange reactions ($\text{HDCl}^+ + \text{D}_2 \rightarrow \text{D}_2\text{Cl}^+ + \text{HD}$ in this particular case) do not occur at a detectable rate in this system, as this would otherwise lead to the presence of

D_2Cl^+ in the trap even in the absence of scrambling in the initial reaction. Our result is in line with the theoretical work of Le Gal et al.³, who found that H-exchange processes accounted for less than 1% of the reactive collisions in $\text{HCl}^+ + \text{H}_2 \rightarrow \text{H}_2\text{Cl}^+ + \text{H}$. The reaction was instead found to proceed overwhelmingly via H-abstraction. Furthermore, the authors report a high barrier of 0.631 eV for the formation of the H_3Cl^+ complex from H_2Cl^+ and H, which is likely responsible for the lack of isotopic exchange observed in our experiment.

The rate coefficients determined in this work are summarized in Table 1. Previous available measurements from FA,²⁴ SIFT^{25–29} and ICR^{30,31} experiments are also listed for comparison. Most of the measurements in the literature correspond to the $\text{Cl}^+ + \text{H}_2$ and $\text{HCl}^+ + \text{H}_2$ reactions. The rate coefficients for $\text{Cl}^+ + \text{H}_2$ measured in this work fall into the higher range of the previously reported values, in good agreement with the SIFT experiment of Smith and Adams²⁷ at 300 K. The authors observed a weak negative temperature trend, measuring a $\sim 15\%$ higher value at 80 K compared to 300 K. The negative temperature dependence, although with lower rate coefficient values, was also observed in the ICR experiment of Kemper and Bowers³¹ between 100–400 K. As mentioned in the introduction, earlier results from the same instrument³⁰ showed a positive temperature dependence. Our measurements show a clear lack of temperature dependence in the range of 20 – 180 K for the reaction of Cl^+ with H_2 . A similar situation occurs for the $\text{Cl}^+ + \text{D}_2$ reaction, where the measurement by Kemper and Bowers³¹ also showed a negative temperature dependence contrasting with our constant rate coefficient. In this case, the value determined in this work is $\sim 30\text{--}50\%$ lower than the ones reported previously.^{27,29,31} Some authors report the presence of metastable (electronically excited) $\text{Cl}^+(\text{}^1\text{D}, \text{}^1\text{S})$ ions on top of ground state $\text{Cl}^+(\text{}^3\text{P})$ in their experiment under certain conditions.^{2,26,27} Up to 25 % of all ions were reported to be in the $\text{Cl}^+(\text{}^1\text{D}, \text{}^1\text{S})$ states and the authors also claim that metastable Cl^+ is not effectively quenched by the He gas.²⁶ The theoretically predicted radiative lifetime of these states is ~ 10 s for $\text{Cl}^+(\text{}^1\text{D})$ and ~ 0.5 s for $\text{Cl}^+(\text{}^1\text{S})$, which decays to $\text{Cl}^+(\text{}^1\text{D})$.^{38,39} Moreover, evidence of metastable $\text{O}^+(\text{}^2\text{D}, \text{}^2\text{P})$ ions, with fractions of up to 10 %, has been shown recently in an experiment using a similar ion source and trap to ours.⁴⁰ Although we did not explicitly try to use chemical probing of $\text{Cl}^+(\text{}^1\text{D}, \text{}^1\text{S})$ with CO or CO_2 as shown previously,²⁶

Table 1: Experimentally determined reaction rate coefficients of reactions (2) and (3) from Fig. 2 between 20 – 170 K for reactions with H₂ and 20 – 280 K for reactions with D₂.

Reaction	k^a	Previous works ^{a,b}
Cl ⁺ + H ₂ → HCl ⁺ + H	8.56 ± 0.12	6.5 ± 1.0, ³¹ 8.7 ± 1.7 ²⁷ , 7.1 ± 2.1 ²⁴ , 9.2 ± 1.8 ²⁵ 5.5 ± 1.0 ³⁰ , 8.3 ± 1.6 ²⁹ , 6.8 ± 2.0 ²⁶
Cl ⁺ + D ₂ → DCl ⁺ + D	3.09 ± 0.14	4.5 ± 0.5 ³¹ , 6.0 ± 1.2 ²⁷ (80 K), 4.9 ± 1.0 ²⁹
HCl ⁺ + H ₂ → H ₂ Cl ⁺ + H	12.10 ± 0.13	8.6 ± 0.8 ³¹ , 13 ± 2.6 ²⁷ , 5.2 ± 1.6 ²⁴ , 5.5 ± 1.0 ³⁰ , 8.9 ± 1.8 ²⁸
HCl ⁺ + D ₂ → HDCl ⁺ + D	6.50 ± 0.18	
DCl ⁺ + H ₂ → HDCl ⁺ + H	11.30 ± 0.48	
DCl ⁺ + D ₂ → D ₂ Cl ⁺ + D	5.29 ± 0.32 ^c	
HDCl ⁺ + H ₂ → no reaction	< 6 × 10 ⁻⁴	
HDCl ⁺ + D ₂ → no reaction	< 4 × 10 ⁻⁵	
D ₂ Cl ⁺ + H ₂ → no reaction	< 2 × 10 ⁻⁴	
H ₂ Cl ⁺ + D ₂ → no reaction	< 3 × 10 ⁻⁴	

Note: a – in 10⁻¹⁰ cm³ s⁻¹; b – at 300 K, unless stated otherwise; c – at 20 K, best fit using Arrhenius–Kooij formula³⁷ $k(T) = A(T/300)^B \exp(-C/T)$: $A = 1.56 \pm 0.39 \times 10^{-10}$ cm³ s⁻¹, $B = -1.29 \pm 0.51$, $C = 48 \pm 21$ K. The uncertainties reported correspond to the statistical errors of the least square fit. Total uncertainty is estimated to be 20% (see text).

we are confident that the presence of metastable Cl⁺(¹D, ¹S) is low in our experiment, as can be seen from Fig. 3, where the primary ion ³⁵Cl⁺ reacts with H₂ in a single exponential decay. In case metastable and stable Cl⁺ were present in non negligible amounts, and both reacted with H₂ with a different reaction rate, the number of ions in the trap should exhibit a double exponential behaviour.

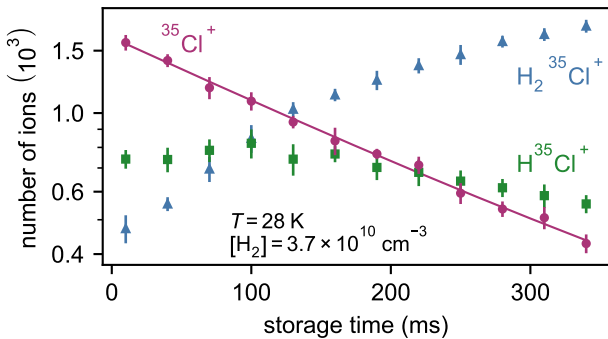


Figure 3: Number of ions in the trap as a function of storage time for the reaction of Cl⁺ with H₂, producing HCl⁺, and H₂Cl⁺ in a subsequent reaction. A single exponential decay is observed for the reaction of Cl⁺ with H₂.

Similarly, the excited electronic state of the HCl⁺(²Σ) is cca. 3.5 eV higher than its electronic ground state HCl⁺(²Π). We do not expect HCl⁺(²Σ) to be present in our experiments, as even if the ions were formed in this state in our

ion source, the transition to the electronic ground state is allowed and the ions would radiatively decay already prior or during the trap filling process.² The situation with HCl⁺ is even more complicated, as the ²Π_Ω state has two separate rotational ladders with Ω = 3/2 (ground state) and Ω = 1/2 (926 K/0.08 eV higher).¹⁹ We expect predominantly the HCl⁺(²Π_{3/2}) rotational ladder to be present in our experiments, however, we can not rule out, nor have we tried to experimentally confirm, that even after collisional thermalization with the intense He buffer gas pulse at the trap injection, a meaningful abundance of HCl⁺(²Π_{1/2}) is present. At the same time, as in the case of Cl⁺, a significant presence of both states with noticeably different reactivity would lead to a double exponential behavior that is not observed experimentally.

The observed isotope effect on the reaction (3), mainly the temperature dependence of the reaction rate coefficient, is not simply explainable: 1.) the non-deuterated reaction (3) is exothermic with only one negative barrier after the first transition state (see Fig. 4. in Le Gal et al.³); 2.) the total electronic spin is conserved: HCl⁺(²Π) + H₂(¹Σ) → H₂Cl⁺(¹A₁) + H(²S); and; 3.) the difference between the ortho-para (o:p) energy levels of H₂(3:1) and D₂(2:1) in our experiments, where D₂ has a higher population of the lower energy ortho isomer and where H₂ has a higher population of the higher energy ortho isomer (i.e., beneficial for the non-deuterated reaction (3)), is negligible

in comparison to the other energies at play. Ultimately, we think a full quantum calculation, as performed for the non-deuterated reaction (3)³ and perhaps experiments with the HD isotopologue, need to be performed to shed light on this isotopic effect.

Finally, the rate coefficient for the $\text{HCl}^+ + \text{H}_2$ reaction is again on the higher end of the previously reported values, in good agreement with the SIFT experiment of Smith and Adams²⁷, who also did not observe any temperature dependence between 80 – 470 K, contrary to the ICR experiments.^{30,31}

4 Astrochemical implications

Many deuterium chemical networks used in present-day chemical models include thousands of reactions (e.g.,^{17,41,42}). Such large-scale networks cannot be generated by hand. Instead, they are typically created by modifying a base chemical network that does not include fractionation chemistry, and then introducing isotopic substitution via an algorithm. This automated procedure is based on a set of pre-determined rules, and the most fundamental of these is the assumption on how the main deuteration reactions actually proceed, that is, via H-abstraction or full scrambling. The reaction mechanism affects the number of product branches and the branching ratios (see for example Fig. 2 in¹⁷), and hence the predictions of simulations depend on which mechanism is chosen. Although the $\text{H}_3^+ + \text{H}_2$ reacting system appears to follow scrambling at low temperatures⁴³, it is not at all clear that such behaviour will apply universally, and chemical models require constraints from observations and experiments (such as the present one) to be able to produce reliable predictions.

The full scrambling scenario predicts non-thermal spin-state ratios in the gas phase at low temperatures and at volume densities appropriate to molecular clouds and dense cores (though approximately statistical ratios may arise at the late stages of the collapse of cores⁴²). Reactions on grain surfaces however mostly proceed via hydrogen/deuterium addition, which leads to statistical spin-state ratios. Observations of the spin-state ratios of deuterated ammonia^{44–47} and of H_2Cl^+ by Le Gal et al.³ indicate statistical values. Therefore, if gas-phase reactions were indeed to proceed via scrambling, the observed statistical ratios could be explained if a substantial amount of ice is desorbed over the typical lifetime of a cloud. This scenario

appears unlikely especially for ammonia given its high binding energy on grains.⁴⁸ Indeed, the recent observational and simulation study of Harju et al.⁴⁹ shows that the proton hop model can satisfy the observed values without the requirement of excess desorption, although some still-unexplained discrepancies between the observed and modelled D/H and spin ratios remain (this may be due to other factors such as the physical model employed).

The experiments presented here – together with the theoretical calculations of Le Gal et al.³ – provide direct evidence for the proton hop mechanism as the dominant one governing the D/H and spin-state ratios of H_2Cl^+ . A similar conclusion was reached recently in the case of ammonia Harju et al.⁴⁹. Additional experimental and theoretical studies of other reacting systems must be carried out to ascertain whether the dominant role of the proton hop mechanism can be generalized to the formation of other molecules. The $\text{H}_3^+ + \text{H}_2$ reacting system still needs to be treated as a special case, and for that system the rate coefficients presented by Hugo et al.⁴³ represent the state-of-the-art, although most of their rate coefficients have not been verified experimentally and indeed there is new experimental evidence suggesting that especially at higher temperatures the rate coefficients are still not known sufficiently well⁵⁰.

5 Conclusions

The rate coefficients for the isotopic systems $\text{Cl}^+ + \text{H}_2$ and $\text{HCl}^+ + \text{H}_2$ have been measured in a 22 pole radio-frequency ion trap in the temperature range of 20 – 180 K. The values obtained are below the corresponding Langevin rate, particularly for reactions with D_2 , and are comparable to those available in the literature for higher temperatures, but contrastingly show no variation with temperature in the range studied. Only the $\text{DCI}^+ + \text{D}_2$ reaction, for which no previous data is available, shows a weak negative temperature dependence. The exchange reactions for the H_2Cl^+ ion (isotopic variations of $\text{H}_2\text{Cl}^+ + \text{H}_2$) have not been observed to take place at detectable rates. The product distribution of the isotopic $\text{HCl}^+ + \text{H}_2$ system clearly indicates that the reaction proceeds via a simple H-abstraction mechanism, in agreement with the theoretical work of Le Gal et al.³, with no evidence of scrambling.

The results of this work have implications for chemical models of the interstellar medium. The spin-state ratios and deuteration of molecules

are strongly affected by the reaction mechanism, and the present results show that chlorine hydride chemistry is likely dominated by direct H-abstraction, in contrast to the $\text{H}_3^+ + \text{H}_2$ system, which is known to proceed via full scrambling at low temperatures. Our results together with recent observational and modelling efforts suggest that the direct proton hop or abstraction mechanism is the dominant one at least in the cases of ammonia and H_2Cl^+ formation. Whether this result can be generalized to other reacting systems must be verified via additional experimental and theoretical work; the $\text{H}_3^+ + \text{H}_2$ system should always be treated as a special case. Nevertheless, the results of this work suggest that similar ion trap experiments can be used to provide constraints on the reaction mechanisms of other systems of interest in astrochemistry, extending the limited data available on the topic.

Conflicts of interest

The authors declare no competing financial interest.

Acknowledgement This work was supported by the Max Planck Society. The authors gratefully acknowledge the work of the electrical and mechanical workshops and engineering departments of the Max Planck Institute for Extraterrestrial Physics. We thank Dr. Octavio Roncero for helpful discussions. We thank the anonymous reviewers for comments enhancing this work.

Data availability statement

The data that support the findings of this study are openly available at <https://doi.org/10.5281/zenodo.13741732>.

References

- (1) Neufeld, D. A.; Wolfire, M. G. The Chemistry Of Interstellar Molecules Containing The Halogen Elements. *ApJ* **2009**, *706*, 1594, DOI: [10.1088/0004-637X/706/2/1594](https://doi.org/10.1088/0004-637X/706/2/1594).
- (2) Glenewinkel-Meyer, Th.; Ottinger, Ch. On the Chemiluminescent Reaction $\text{Cl}^+ + \text{H}_2 \rightarrow \text{HCl}^+(\text{A}2\Sigma^+) + \text{H}$. *Chem. Phys. Lett.* **1991**, *186*, 561–564, DOI: [10.1016/0009-2614\(91\)90467-N](https://doi.org/10.1016/0009-2614(91)90467-N).
- (3) Le Gal, R.; Xie, C.; Herbst, E.; Talbi, D.; Guo, H.; Muller, S. The Ortho-to-Para Ratio of H_2Cl^+ : Quasi-classical Trajectory Calculations and New Simulations in Light of New Observations. *A&A* **2017**, *608*, A96, DOI: [10.1051/0004-6361/201731566](https://doi.org/10.1051/0004-6361/201731566).
- (4) Lis, D. C. et al. Herschel/HIFI discovery of interstellar chloronium (H_2Cl^+). *Astron. Astrophys.* **2010**, *521*, L9, DOI: [10.1051/0004-6361/201014959](https://doi.org/10.1051/0004-6361/201014959), Publisher: EDP Sciences.
- (5) Neufeld, D. A. et al. Herschel observations of interstellar chloronium. *ApJ* **2012**, *748*, 37, DOI: [10.1088/0004-637X/748/1/37](https://doi.org/10.1088/0004-637X/748/1/37), Publisher: The American Astronomical Society.
- (6) Gerin, M.; de Luca, M.; Lis, D. C.; Kramer, C.; Navarro, S.; Neufeld, D.; Indriolo, N.; Godard, B.; Le Petit, F.; Peng, R.; Phillips, T. G.; Roueff, E. Determination of the Ortho to Para Ratio of H_2Cl^+ and H_2O^+ from Submillimeter Observations. *J. Phys. Chem. A* **2013**, *117*, 10018–10026, DOI: [10.1021/jp4004533](https://doi.org/10.1021/jp4004533), Publisher: American Chemical Society.
- (7) Muller, S.; Black, J. H.; Guélin, M.; Henkel, C.; Combes, F.; Gérin, M.; Aalto, S.; Beelen, A.; Darling, J.; Horellou, C.; Martín, S.; Menten, K. M.; V-Trung, D.; Zwaan, M. A. Detection of Chloronium and Measurement of the $^{35}\text{Cl}/^{37}\text{Cl}$ Isotopic Ratio at $z = 0.89$ toward PKS 1830–211. *A&A* **2014**, *566*, L6, DOI: [10.1051/0004-6361/201423947](https://doi.org/10.1051/0004-6361/201423947).
- (8) Neufeld, D. A. et al. Herschel Observations of Interstellar Chloronium. II. - Detections toward G29.96-0.02, W49N, W51, and W3(OH), and Determinations of the Ortho-to-Para and $^{35}\text{Cl}/^{37}\text{Cl}$ Isotopic Ratios. *ApJ* **2015**, *807*, 54, DOI: [10.1088/0004-637X/807/1/54](https://doi.org/10.1088/0004-637X/807/1/54).
- (9) Luca, M. D.; Gupta, H.; Neufeld, D.; Gerin, M.; Teyssier, D.; Drouin, B. J.; Pearson, J. C.; Lis, D. C.; Monje, R.; Phillips, T. G.; Goicoechea, J. R.; Godard, B.; Falgarone, E.; Coutens, A.; Bell, T. A. Herschel/HIFI Discovery of HCl^+ in the Interstellar Medium. *ApJ* **2012**, *751*, L37, DOI: [10.1088/2041-8205/751/2/L37](https://doi.org/10.1088/2041-8205/751/2/L37).
- (10) Neufeld, D. A.; Wiesemeyer, H.; Wolfire, M. J.; Jacob, A. M.; Buchbender, C.; Gerin, M.; Gupta, H.; Güsten, R.;

- Schilke, P. The Chemistry of Chlorine-bearing Species in the Diffuse Interstellar Medium, and New SOFIA/GREAT Observations of HCl⁺. *ApJ* **2021**, *917*, 104, DOI: [10.3847/1538-4357/ac06d3](https://doi.org/10.3847/1538-4357/ac06d3).
- (11) Moomey, D.; Federman, S. R.; Sheffer, Y. Revisiting the Chlorine Abundance in Diffuse Interstellar Clouds from Measurements with the Copernicus Satellite. *ApJ* **2011**, *744*, 174, DOI: [10.1088/0004-637X/744/2/174](https://doi.org/10.1088/0004-637X/744/2/174).
- (12) Ritchey, A. M.; Brown, J. M.; Federman, S. R.; Sonnentrucker, P. A Reexamination of Phosphorus and Chlorine Depletions in the Diffuse Interstellar Medium*. *The Astrophysical Journal* **2023**, *948*, 139, DOI: [10.3847/1538-4357/acc179](https://doi.org/10.3847/1538-4357/acc179).
- (13) Acharyya, K.; Herbst, E. Gas-Grain Fluorine and Chlorine Chemistry in the Interstellar Medium. *ApJ* **2017**, *850*, 105, DOI: [10.3847/1538-4357/aa937e](https://doi.org/10.3847/1538-4357/aa937e).
- (14) Cordonnier, M.; Uy, D.; Dickson, R. M.; Kerr, K. E.; Zhang, Y.; Oka, T. Selection Rules for Nuclear Spin Modifications in Ion-Neutral Reactions Involving H₃⁺. *J. Chem. Phys.* **2000**, *113*, 3181–3193, DOI: [10.1063/1.1285852](https://doi.org/10.1063/1.1285852).
- (15) Crabtree, K. N.; Kauffman, C. A.; Tom, B. A.; Bečka, E.; McGuire, B. A.; McCall, B. J. Nuclear Spin Dependence of the Reaction of H₃⁺ with H₂. II. Experimental Measurements. *J. Chem. Phys.* **2011**, *134*, 194311, DOI: [10.1063/1.3587246](https://doi.org/10.1063/1.3587246).
- (16) Suleimanov, Y. V.; Aguado, A.; Gómez-Carrasco, S.; Roncero, O. A Ring Polymer Molecular Dynamics Approach to Study the Transition between Statistical and Direct Mechanisms in the H₂ + H₃⁺ → H₃⁺ + H₂ Reaction. *J. Phys. Chem. Lett.* **2018**, *9*, 2133–2137, DOI: [10.1021/acs.jpcllett.8b00783](https://doi.org/10.1021/acs.jpcllett.8b00783).
- (17) Sipilä, O.; Caselli, P.; Harju, J., Modeling deuterium chemistry in starless cores: full scrambling versus proton hop. *A&A* **2019**, *631*, A63, DOI: [10.1051/0004-6361/201936416](https://doi.org/10.1051/0004-6361/201936416).
- (18) Lubic, K. G.; Ray, D.; Hovde, D. C.; Veseth, L.; Saykally, R. J. Laser magnetic resonance rotational spectroscopy of the hydrogen halide molecular ions: H³⁵Cl⁺ and H³⁷Cl⁺. *Journal of Molecular Spectroscopy* **1989**, *134*, 1–20, DOI: [https://doi.org/10.1016/0022-2852\(89\)90124-0](https://doi.org/10.1016/0022-2852(89)90124-0).
- (19) Gupta, H.; Drouin, B. J.; Pearson, J. C. The rotational spectrum of HCl⁺. *ApJ* **2012**, *751*, L38, DOI: [10.1088/2041-8205/751/2/L38](https://doi.org/10.1088/2041-8205/751/2/L38).
- (20) Araki, M.; Furuya, T.; Saito, S. Submillimeter-Wave Spectra of H₂Cl⁺ and its Isotopic Species: Molecular Structure. *J. Mol. Spectrosc.* **2001**, *210*, 132–136, DOI: [10.1006/jmsp.2001.8450](https://doi.org/10.1006/jmsp.2001.8450).
- (21) Kawaguchi, K.; Muller, S.; Black, J. H.; Amano, T.; Matsushima, F.; Fujimori, R.; Okabayashi, Y.; Nagahiro, H.; Miyamoto, Y.; Tang, J. Detection of HF Toward PKS 1830-211, Search for Interstellar H₂F⁺, and Laboratory Study of H₂F⁺ and H₂Cl⁺ Dissociative Recombination. *ApJ* **2016**, *822*, 115, DOI: [10.3847/0004-637X/822/2/115](https://doi.org/10.3847/0004-637X/822/2/115).
- (22) Novotný, O.; Becker, A.; Buhr, H.; Domesle, C.; Geppert, W.; Grieser, M.; Krantz, C.; Kreckel, H.; Repnow, R.; Schwalm, D.; Spruck, K.; Stützel, J.; Yang, B.; Wolf, A.; Savin, D. W. Dissociative Recombination Measurements of HCl⁺ Using an Ion Storage Ring. *ApJ* **2013**, *777*, 54, DOI: [10.1088/0004-637X/777/1/54](https://doi.org/10.1088/0004-637X/777/1/54).
- (23) Novotný, O.; Buhr, H.; Geppert, W.; Grieser, M.; Hamberg, M.; Krantz, C.; Mendes, M. B.; Petignani, A.; Repnow, R.; Savin, D. W.; Schwalm, D.; Stützel, J.; Wolf, A. Dissociative Recombination Measurements of Chloronium Ions (D₂Cl⁺) Using an Ion Storage Ring. *ApJ* **2018**, *862*, 166, DOI: [10.3847/1538-4357/aacefc](https://doi.org/10.3847/1538-4357/aacefc).
- (24) Fehsenfeld, F. C.; Ferguson, E. E. Rate constants for the reactions Cl⁺+H₂→HCl⁺+H and ClH⁺ + H₂ → ClH₂⁺ + H. *J. Chem. Phys.* **2003**, *60*, 5132–5132, DOI: [10.1063/1.1681042](https://doi.org/10.1063/1.1681042).
- (25) Raouf, A. S. M.; Jones, J. D. C.; Lister, D. G.; Birkinshaw, K.; Twiddy, N. D. Reactions of Cl⁺ at Room Temperature. *J. Phys. B: Atom. Mol. Phys.* **1980**, *13*, 2581, DOI: [10.1088/0022-3700/13/13/016](https://doi.org/10.1088/0022-3700/13/13/016).
- (26) Rakshit, A. B. Reaction of the Ground and Metastable Excited Cl⁺ Ions with Several Neutral Molecules at 300 K. *Chem. Phys.*

- Letts.* **1980**, *75*, 283–286, DOI: [10.1016/0009-2614\(80\)80514-8](https://doi.org/10.1016/0009-2614(80)80514-8).
- (27) Smith, D.; Adams, N. G. Some positive ion reactions with H₂: Interstellar implications. *MNRAS* **1981**, *197*, 377–384, DOI: [10.1093/mnras/197.2.377](https://doi.org/10.1093/mnras/197.2.377).
- (28) Hamdan, M.; Copp, N.; Wareing, D.; Jones, J.; Birkinshaw, K.; Twiddy, N. A selected ion flow tube study of the reactions of the gaseous ion HCl⁺ at 295 K. *Chem. Phys. Lett.* **1982**, *89*, 63–66, DOI: [10.1016/0009-2614\(82\)83343-5](https://doi.org/10.1016/0009-2614(82)83343-5).
- (29) Mayhew, C. A.; Smith, D. A Selected Ion Flow Tube Study of the Reactions of F⁺, Cl⁺, Br⁺ and I⁺ with Several Molecular Gases at 300 K. *Int. J. Mass Spectrom.* **1990**, *100*, 737–751, DOI: [10.1016/0168-1176\(90\)85106-C](https://doi.org/10.1016/0168-1176(90)85106-C).
- (30) Cates, R. D.; Bowers, M. T.; Huntress, W. T. J. Temperature dependence of the hydrogen atom abstraction reactions of Cl⁺ and HCl⁺ with molecular hydrogen. *J. Phys. Chem.* **1981**, *85*, 313–315, DOI: [10.1021/j150604a003](https://doi.org/10.1021/j150604a003).
- (31) Kemper, P. R.; Bowers, M. T. Reevaluation of the temperature dependence of the reactions of Cl⁺ and HCl⁺ with H₂. *Int. J. Mass Spectrom. Ion Phys.* **1983**, *51*, 11–16, DOI: [10.1016/0020-7381\(83\)85023-2](https://doi.org/10.1016/0020-7381(83)85023-2).
- (32) Glenewinkel-Meyer, Th.; Ottinger, Ch.; Rosmus, P.; Werner, H. J. MRCI Potential Energy Functions for the Charge Transfer Reactions H⁺ + HCl(X1Σ⁺) → H + HCl⁺(X2Π_i, A 2Σ⁺). *Chem. Phys.* **1991**, *152*, 409–427, DOI: [10.1016/0301-0104\(91\)85015-9](https://doi.org/10.1016/0301-0104(91)85015-9).
- (33) Jusko, P.; Jiménez-Redondo, M.; Caselli, P. Cold CAS ion trap – 22 pole trap with ring electrodes for astrochemistry. *Mol. Phys.* **2024**, *122*, e2217744, DOI: [10.1080/00268976.2023.2217744](https://doi.org/10.1080/00268976.2023.2217744).
- (34) Gerlich, D. In *Adv. Chem. Phys.: State-Selected and State-to-State Ion-Molecule Reaction Dynamics*; Ng, C.-Y., Baer, M., Eds.; Wiley, New York, 1992; Vol. LXXXII; pp 1–176, DOI: [10.1002/9780470141397.ch1](https://doi.org/10.1002/9780470141397.ch1).
- (35) Harper, S.; Calandra, P.; Price, S. D. Electron-impact ionization of hydrogen chloride. *Phys. Chem. Chem. Phys.* **2001**, *3*, 741–749, DOI: [10.1039/B007494M](https://doi.org/10.1039/B007494M).
- (36) Dohnal, P.; Jusko, P.; Jiménez-Redondo, M.; Caselli, P. Measurements of Rate Coefficients of CN⁺, HCN⁺, and HNC⁺ Collisions with H₂ at Cryogenic Temperatures. *J. Chem. Phys.* **2023**, *158*, 244303, DOI: [10.1063/5.0153699](https://doi.org/10.1063/5.0153699).
- (37) Wakelam, V. et al. A kinetic database for astrochemistry (KIDA). *Astrophys. J. Suppl. Ser.* **2012**, *199*, 21, DOI: [10.1088/0067-0049/199/1/21](https://doi.org/10.1088/0067-0049/199/1/21).
- (38) Mendoza, C.; Zeippen, C. J. Transition Probabilities for Forbidden Lines in the 3p⁴ Configuration – III. *MNRAS* **1983**, *202*, 981–986, DOI: [10.1093/mnras/202.4.981](https://doi.org/10.1093/mnras/202.4.981).
- (39) Biémont, E.; Hansen, J. E. Forbidden Transitions in 3p⁴ and 4p⁴ Configurations. *Phys. Scr.* **1986**, *34*, 116, DOI: [10.1088/0031-8949/34/2/005](https://doi.org/10.1088/0031-8949/34/2/005).
- (40) Kovalenko, A.; Tran, T. D.; Rednyk, S.; Štěpán Roučka,; Dohnal, P.; Plašil, R.; Gerlich, D.; Glosík, J. OH⁺ Formation in the Low-temperature O⁺(4S) + H₂ Reaction. *ApJ* **2018**, *856*, 100, DOI: [10.3847/1538-4357/aab106](https://doi.org/10.3847/1538-4357/aab106).
- (41) Majumdar, L.; Gratier, P.; Ruaud, M.; Wakelam, V.; Vastel, C.; Sipilä, O.; Hersant, F.; Dutrey, A.; Guilloteau, S. Chemistry of TMC-1 with multiply deuterated species and spin chemistry of H₂, H₂⁺, H₃⁺ and their isotopologues. *MNRAS* **2017**, *466*, 4470–4479, DOI: [10.1093/mnras/stw3360](https://doi.org/10.1093/mnras/stw3360).
- (42) Hily-Blant, P.; Faure, A.; Rist, C.; Pineau des Forêts, G.; Flower, D. R. Modelling the molecular composition and nuclear-spin chemistry of collapsing pre-stellar sources. *MNRAS* **2018**, *477*, 4454–4472, DOI: [10.1093/mnras/sty881](https://doi.org/10.1093/mnras/sty881).
- (43) Hugo, E.; Asvany, O.; Schlemmer, S. H₃⁺ + H₂ isotopic system at low temperatures: Microcanonical model and experimental study. *J. Chem. Phys.* **2009**, *130*, 164302, DOI: [10.1063/1.3089422](https://doi.org/10.1063/1.3089422).
- (44) Lis, D. C.; Gerin, M.; Roueff, E.; Vastel, C.; Phillips, T. G. Ground State Rotational Lines of Doubly Deuterated Ammonia as Tracers of the Physical Conditions and Chemistry of Cold Interstellar Medium. *ApJ* **2006**, *636*, 916–922, DOI: [10.1086/498077](https://doi.org/10.1086/498077).

- (45) Daniel, F.; Rist, C.; Faure, A.; Roueff, E.; Gérin, M.; Lis, D. C.; Hily-Blant, P.; Bacmann, A.; Wiesenfeld, L. Collisional excitation of doubly and triply deuterated ammonia ND₂H and ND₃ by H₂. *MNRAS* **2016**, *457*, 1535–1549, DOI: [10.1093/mnras/stw084](https://doi.org/10.1093/mnras/stw084).
- (46) Harju, J. et al. Deuteration of ammonia in the starless core Ophiuchus/H-MM1. *A&A* **2017**, *600*, A61, DOI: [10.1051/0004-6361/201628463](https://doi.org/10.1051/0004-6361/201628463).
- (47) Wielen, M.; Wyrowski, F.; Walmsley, C. M.; Csengeri, T.; Pillai, T.; Giannetti, A.; Menten, K. M. ATLASGAL-selected massive clumps in the inner Galaxy. IX. Deuteration of ammonia. *A&A* **2021**, *649*, A21, DOI: [10.1051/0004-6361/201731208](https://doi.org/10.1051/0004-6361/201731208).
- (48) Kakkenpara Suresh, S.; Dulieu, F.; Victorino, J.; Caselli, P. Experimental study of the binding energy of NH₃ on different types of ice and its impact on the snow line of NH₃ and H₂O. *A&A* **2024**, *682*, A163, DOI: [10.1051/0004-6361/202245775](https://doi.org/10.1051/0004-6361/202245775).
- (49) Harju, J.; Pineda, J. E.; Sipilä, O.; Caselli, P.; Belloche, A.; Wyrowski, F.; Riedel, W.; Redaelli, E.; Vasyunin, A. I. Nuclear spin ratios of deuterated ammonia in prestellar cores. LAsMA observations of H-MM1 and Oph D. *A&A* **2024**, *682*, A8, DOI: [10.1051/0004-6361/202346578](https://doi.org/10.1051/0004-6361/202346578).
- (50) Jiménez-Redondo, M.; Sipilä, O.; Jusko, P.; Caselli, P. Measurements and Simulations of Rate Coefficients for the Deuterated Forms of the H₂⁺ + H₂ and H₃⁺ + H₂ Reactive Systems at Low Temperature. *A&A* **2024**, *692*, A121, DOI: [10.1051/0004-6361/202451757](https://doi.org/10.1051/0004-6361/202451757).