

# Breaking Symmetries from a Set-Covering Perspective

Michael Codish<sup>1</sup> and Mikoláš Janota<sup>2</sup>

<sup>1</sup> Department of Computer Science  
Ben-Gurion University of the Negev  
Beer-Sheva, Israel  
{mcodish}@bgu.ac.il

<sup>2</sup> Czech Technical University in Prague, Czechia

**Abstract.** We formalize symmetry breaking as a set-covering problem. For the case of breaking symmetries on graphs, a permutation covers a graph if applying it to the graph yields a smaller graph in a given order. Canonical graphs are those that cannot be made smaller by any permutation. A complete symmetry break is then a set of permutations that covers all non-canonical graphs. A complete symmetry break with a minimal number of permutations can be obtained by solving an optimal set-covering problem. The challenge is in the sizes of the corresponding set-covering problems and in how these can be tamed. The set-covering perspective on symmetry breaking opens up a range of new opportunities deriving from decades of studies on both precise and approximate techniques for this problem. Application of our approach leads to optimal LEXLEADER symmetry breaks for graphs of order  $n \leq 10$  as well as to partial symmetry breaks which improve on the state-of-the-art.

## 1 Introduction

Graph search problems are about finding simple graphs with desired structural properties. Such problems arise in many real-world applications and are fundamental in graph theory. Solving graph search problems is typically hard due to the enormous search space and the large number of symmetries in graph representation. For graph search problems, any graph obtained by permuting the vertices of a solution (or a non-solution) is also a solution (or a non-solution), which is isomorphic, or “symmetric”. When solving graph search problems, the presence of an enormous number of symmetries typically causes redundant search effort by revisiting symmetric objects. To optimize the search we aim to restrict it to focus on one “canonical” graph from each isomorphism class.

The focus on symmetry has facilitated the solution of many open instances of combinatorial search problems and graph search problems in particular. For example, the proof that the Ramsey numbers  $R(3, 3, 4)$  and  $R(4, 5)$  are equal to 30 [5] and to 25 [13] respectively, the solution for the Sudoku minimum number of clues problem [25], and the enumeration of all non-word representable graphs of order twelve [19].

One common approach to eliminate symmetries is to add *symmetry breaking constraints* which are satisfied by at least one member of each isomorphism class [8,31,33]. A symmetry breaking constraint is called *complete* if it is satisfied by exactly one member of each isomorphism class and *partial* otherwise.

In many cases, symmetry breaking constraints, complete or partial, are expressed in terms of conjunctions of “lex-constraints”. Each constraint corresponds to one symmetry,  $\sigma$ , which is a permutation on vertices, and restricts the search space to consider assignments that are lexicographically smaller than their permuted form obtained according to  $\sigma$ . Similarly, a set of permutations is identified with the conjunction of the lex-constraints for the elements of the set. A complete symmetry break is a set that satisfies exactly the set of canonical graphs. Of course, if one considers the set of all permutations, then the corresponding symmetry break is complete but too large to be of practical use.

Codish *et al.* [7] introduce a partial symmetry break, which is equivalent to considering the quadratic number of permutations that swap a pair of vertices. Rintanen *et al.* [28] enhance this approach for directed graphs. Itzhakov and Codish [18] observe that a complete symmetry break can be defined in terms of a small number of lex-constraints. They compute compact complete symmetry breaking constraints for graphs with 10 or less vertices. It is known that that breaking symmetry by adding constraints to eliminate symmetric solutions is intractable in general [1,9]. So, we do not expect to find a complete symmetry break of polynomial size that identifies canonical graphs which are lex-leaders.

In general, previous works focus on sets of permutations. Given a set  $\Pi$  of permutations, one typically asks questions of the form: “Which symmetries are broken by  $\Pi$ ”, “Are all symmetries broken by  $\Pi$ ?”, “Can we add a permutation to  $\Pi$  and break a symmetry not yet broken?”, or “Can we remove a permutation from  $\Pi$  and still break the same symmetries?”.

In this paper we take a different view. We focus on individual permutations. We say that a permutation covers a graph if its application on the graph yields a smaller graph. Each permutation “covers” a set of graphs. A complete symmetry break is a set of permutations, the elements of which cover all non-canonical graphs. One essential question is: “Which permutations are *essential* because they alone cover some graph?” We call such permutations “backbones”.

The set-cover problem is a classical problem in computer science and one of the 21 NP-complete problems presented in the seminal paper by Karp [21] in 1972. Given a set of elements,  $\mathcal{U}$ , called the universe, and a collection  $S$  of subsets of  $\mathcal{U}$  whose union equals  $\mathcal{U}$ , the set-cover problem is to identify a smallest sub-collection of  $S$  whose union equals  $\mathcal{U}$ .

By viewing symmetry breaking as a set-cover problem we make available a wide range of techniques which have been studied for many decades and applied to find set-covers, both exact and approximate. For example, [3,14,17,22,23,29]. The main challenge derives from the fact that in the set-cover perspective of symmetry breaking: (a) the universe consists of all non-canonical graphs which is a set of the order  $2^{n^2}$ , and (b) the number of subsets considered corresponds to the non-identity permutations which is a set of order  $n!$ .

In this paper we focus on the search for optimal complete symmetry breaks for graphs. These are derived as solutions to minimal set-cover problems. To tame the size of the corresponding set-cover problems we focus on three classic optimizations applied to set-cover problems [29]. In our context we call these: (1) graph dominance, (2) permutation dominance, and (3) identification of permutation backbones.

Heule also addresses the problem of computing optimal symmetry breaks for graphs [15,16]. Heule seeks an answer in terms of the number of clauses in a CNF representation of the corresponding symmetry breaking constraint. For up to  $n = 5$  vertices, Heule computes CNF size-optimal compact and complete symmetry breaks. We aim to find symmetry breaks that are optimal in their number of lex-constraints. We show that this can be done for all of the cases in which there exist complete and compact symmetry breaks based on lex-constraints. Namely, for graphs of orders  $n \leq 10$ .

## 2 Preliminaries and Notation

Throughout this paper we consider simple graphs, i.e. undirected graphs with no self-loops. The adjacency matrix of a graph  $G$  is an  $n \times n$  Boolean matrix. The element at row  $i$  and column  $j$  is *true* if and only if  $(i, j)$  is an edge. We denote by  $vec(G)$  the sequence of length  $\binom{n}{2}$  which is the concatenation of the rows of the upper triangle of  $G$ . In abuse of notation, we let  $G$  denote a graph in any of its representations. The set of simple graphs on  $n$  vertices is denoted  $\mathcal{G}_n$ . An *unknown graph* of order- $n$  is represented as an  $n \times n$  adjacency matrix of Boolean variables which is symmetric and has the values *false* (denoted by 0) on the diagonal. We consider the following lexicographic ordering on graphs.

**Definition 1 (ordering graphs).** *Let  $G_1, G_2$  be known or unknown graphs with  $n$  vertices and let  $s_1 = vec(G_1)$  and  $s_2 = vec(G_2)$  be the strings obtained by concatenating the rows of the upper triangular parts of their corresponding adjacency matrices. Then,  $G_1 \leq G_2$  if and only if  $s_1 \leq_{lex} s_2$ .*

When  $G_1$  and  $G_2$  are unknown graphs, then the lexicographic ordering,  $G_1 \leq G_2$ , can be viewed as specifying a *lexicographic order constraint* over the variables in  $vec(G_1)$  and  $vec(G_2)$ .

The group of permutations on  $\{1 \dots n\}$  is denoted  $S_n$ . We represent a permutation  $\pi \in S_n$  as a sequence of length  $n$  where the  $i^{th}$  element indicates the value of  $\pi(i)$ . For example: the permutation  $[2, 3, 1] \in S_3$  maps as follows:  $\{1 \mapsto 2, 2 \mapsto 3, 3 \mapsto 1\}$ . Permutations act on graphs and on unknown graphs in the natural way. For a graph  $G \in \mathcal{G}_n$  and also for an unknown graph  $G$ , viewing  $G$  as an adjacency matrix, given a permutation  $\pi \in S_n$ , then  $\pi(G)$  is the adjacency matrix obtained by mapping each element at position  $(i, j)$  to position  $(\pi(i), \pi(j))$  (for  $1 \leq i, j \leq n$ ). Alternatively,  $\pi(G)$  is the adjacency matrix obtained by permuting both rows and columns of  $G$  using  $\pi$ . Two graphs  $G, H \in \mathcal{G}_n$  are *isomorphic* if there exists a permutation  $\pi \in S_n$  such that  $G = \pi(H)$ .

*Example 1.* The following depicts an unknown, order-4, graph  $G$ , its permutation  $\pi(G)$ , for  $\pi = [1, 2, 4, 3]$ , and their vector representations. The lex-constraint  $G \leq \pi(G)$  can be simplified as described by Frisch *et al.* [12] to:  $\langle x_2, x_4 \rangle \leq_{lex} \langle x_3, x_5 \rangle$ .

$$\mathbf{G} = \begin{bmatrix} 0 & x_1 & x_2 & x_3 \\ x_1 & 0 & x_4 & x_5 \\ x_2 & x_4 & 0 & x_6 \\ x_3 & x_5 & x_6 & 0 \end{bmatrix} \quad \pi(\mathbf{G}) = \begin{bmatrix} 0 & x_1 & x_3 & x_2 \\ x_1 & 0 & x_5 & x_4 \\ x_3 & x_5 & 0 & x_6 \\ x_2 & x_4 & x_6 & 0 \end{bmatrix} \quad \begin{array}{l} \text{vec}(G) = \langle x_1, x_2, x_3, x_4, x_5, x_6 \rangle \\ \text{vec}(\pi(G)) = \langle x_1, x_3, x_2, x_5, x_4, x_6 \rangle \end{array}$$

A *graph search problem* is a predicate,  $\varphi(G)$ , on an unknown graph  $G$ , which is invariant under the names of vertices. In other words, it is invariant under isomorphism. A solution to  $\varphi(G)$  is a satisfying assignment for the variables of  $G$ . Graph search problems include existence problems, where the goal is to determine whether a simple graph with certain graph properties exists, enumeration problems, which are about finding all solutions (modulo graph isomorphism), and extremal problems, where we seek the smallest/largest solution with respect to some target (such as the number of edges or vertices in a solution). Solving graph search problems is typically hard due to the enormous search space and the large number of symmetries.

A symmetry break for graph search problems is a predicate,  $\psi(G)$ , on a graph  $G$ , which is satisfied by at least one graph in each isomorphism class of graphs. If  $\psi$  is satisfied by exactly one graph in each isomorphism class then we say that  $\psi$  is a complete symmetry break. Otherwise it is partial. A classic complete symmetry break for graphs is the LEXLEADER constraint [27] defined as follows:

**Definition 2 (LexLeader).** *Let  $G$  be an unknown order- $n$  graph, Then,*

$$\text{LEXLEADER}(n) = \bigwedge \{ G \leq \pi(G) \mid \pi \in S_n \} \quad (1)$$

The LEXLEADER constraint is impractical as it is composed of a super-exponential number of constraints, one for each permutation of the vertices. A symmetry break which is equivalent to the LEXLEADER constraint is called a LEXLEADER symmetry break. In [18], the authors present a methodology to compute LEXLEADER symmetry breaks which are much smaller in size.

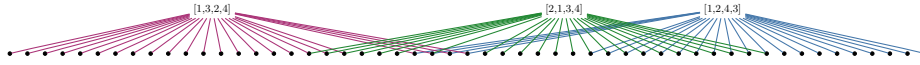
**Definition 3 (canonizing set of permutations).** *Let  $\Pi \subseteq S_n$  be a set of permutations such that*

$$\forall G. \text{LEXLEADER}(n)(G) \Leftrightarrow \bigwedge_{\pi \in \Pi} G \leq \pi(G)$$

*In this case we say that  $\Pi$  is a canonizing set of permutations.*

In a nutshell, the algorithm presented in [18] computes a canonizing set  $\Pi$  initialized to the empty set by incrementally performing  $\Pi \leftarrow \{\pi'\} \cup \Pi$  as long as there exists a permutation  $\pi'$  and a graph  $G$  such that

$$\bigwedge_{\pi \in \Pi} G \leq \pi(G) \wedge \pi'(G) < G$$



**Fig. 1.** Optimal set-cover for  $n = 4$

There are additional subtleties related to the removal of “redundant” permutations from the resulting set  $\Pi$  (see [18]). The canonizing sets obtained are surprisingly small. Their sizes are detailed on the right.

|       |   |   |   |    |    |     |     |      |
|-------|---|---|---|----|----|-----|-----|------|
| order | 3 | 4 | 5 | 6  | 7  | 8   | 9   | 10   |
| size  | 2 | 3 | 7 | 13 | 37 | 135 | 842 | 7853 |

### 3 The Set-Covering Perspective

The set-cover perspective on symmetry breaking is based on the notion that a permutation covers the set of graphs that it makes smaller.

**Definition 4 (cover).**

Let  $\pi \in S_n$ . Then,  $\pi$  covers an order- $n$  graph  $G$  if  $\pi(G) < G$ . We denote the set  $cover(\pi) = \{ G \mid \pi(G) < G \}$ . For a set of permutations  $\Pi \subseteq S_n$ , we denote the set  $cover(\Pi) = \{ G \mid \pi \in \Pi, \pi(G) < G \}$ .


Let  $\Pi$  be a canonizing set of permutations. It follows from Def. 3 that a graph  $G$  is canonical if and only if the constraints  $G \leq \pi(G)$  hold for all  $\pi \in \Pi$ . The contra-positive states that  $G$  is non-canonical, if and only if there exists  $\pi \in \Pi$  such that  $\pi(G) < G$ . Hence, we can view a canonizing set  $\Pi$  as a set such that for every non-canonical graph  $G$ ,  $\Pi$  contains a permutation  $\pi$  such that  $\pi$  covers  $G$ . We can state this as follows:

**Observation 1** *A set of permutations is canonizing if and only if it covers all non-canonical graphs.*

While Observation 1 might appear trivial, the nature of the statement leads to a new and alternative view on symmetry breaking in terms of set-covering. The goal for complete symmetry breaking is to cover all non-canonical graphs by a set of permutations. Of course, the set of all permutations cover all non-canonical graphs. However we can seek a smaller set of permutations and in particular, a set of the smallest size.

**Definition 5 (optimal lex-constraint symmetry break).** *An optimal lex-constraint symmetry break is a canonizing set of permutations of minimal cardinality. The optimal lex-constraint symmetry break problem is that of finding an optimal lex-constraint symmetry break.*

*Example 2.* Consider the case for graphs of order-4. Each graph  $G$  is represented as the integer value corresponding to the six digit binary sequence  $vec(G)$  (viewed



**Fig. 2.** Optimal Symmetry break for  $n = 4$  as a set-cover problem

lsb first). The 11 canonical graphs  $\{0, 12, 30, 32, 44, 48, 52, 56, 60, 62, 63\}$  are not covered by any of the permutations. We detail below the sets of graphs covered by three of the permutations. Fig. 1 illustrates that these three permutations cover all of the non-canonical graphs of order-4. This is an optimal cover. The dots on the bottom represent an enumeration of the non-canonical graphs.

$[1, 2, 4, 3] : \{2, 3, 8, 9, 10, 11, 14, 15, 18, 19, 26, 27, 34, 35, 40, 41, 42, 43, 46, 47, 50, 51, 58, 59\}$   
 $[1, 3, 2, 4] : \{1, 5, 9, 13, 16, 17, 19, 20, 21, 23, 24, 25, 27, 28, 29, 31, 33, 37, 41, 45, 49, 53, 57, 61\}$   
 $[2, 1, 3, 4] : \{2, 3, 4, 5, 6, 7, 14, 15, 18, 19, 22, 23, 34, 35, 36, 37, 38, 39, 46, 47, 50, 51, 54, 55\}$

The matrix depicted as Fig. 2(a) depicts the set-cover problem corresponding to the cover sets for all of the permutations (excluding the row for the identity permutation). The rows correspond to the permutations, the columns correspond to the graphs, a cell is colored black if the corresponding permutation covers the corresponding graph, and white otherwise.

Three optimizations apply to simplify a set-cover problem. We present these, adapted to the context of symmetry breaking, from the presentation in [29].

**Optimization 1 (permutation dominance):** If permutation  $\pi_1$  covers a subset of the graphs covered by permutation  $\pi_2$ , then we say that  $\pi_2$  dominates  $\pi_1$ . In this case we discard the row corresponding to permutation  $\pi_1$ . In Example 2, four permutations can be excluded because of optimization 1. Fig. 2(b) depicts the matrix after removing the corresponding four rows.

$$\begin{aligned} \text{cover}([3, 2, 1, 4]) &\subseteq \text{cover}([3, 2, 4, 1]) & \text{cover}([3, 4, 1, 2]) &\subseteq \text{cover}([3, 4, 2, 1]) \\ \text{cover}([4, 2, 3, 1]) &\subseteq \text{cover}([4, 2, 1, 3]) & \text{cover}([4, 3, 2, 1]) &\subseteq \text{cover}([4, 3, 1, 2]) \end{aligned}$$

**Optimization 2 (graph dominance):** If graph  $G_1$  is covered by a (non-empty) subset of the permutations that cover graph  $G_2$ , then we say that  $G_1$  dominates  $G_2$ . In this case we discard the column corresponding to permutation  $G_2$ . In Fig. 2(b), 50 of the 55 graphs are dominated and discarded. Fig. 2(c) depicts the matrix after removing the corresponding 50 columns and Fig. 2(d) depicts the matrix after applying Optimization 1 one more time.

**Optimization 3 (backbone permutation):** If a column contains a single one, this corresponds to the case when a graph is covered by exactly one permutation  $\pi$ . In this case we say that  $\pi$  is a backbone permutation and must be in any optimal set-cover. In the terminology of [29] the row is “essential”. In this case the row corresponding to  $\pi$  and all columns corresponding to graphs covered

by  $\pi$  are removed. In Fig. 2(d), column 2 contains a single one at row 2, so row 2 and columns 1, 2 are removed. Column 5 contains a single one at row 5, so row 5 and columns 4, 5 are removed. The remaining matrix contains one column with two rows. The column contains a single one corresponding to a third backbone permutation. Application of the optimizations renders an empty matrix.

The progression in Fig. 2(a–d) illustrates that the minimal set-cover problem given as Example 2 is solved by repeated application of these three optimizations identifying three backbone permutations which in this example cover all of the non-canonical graphs.

**The general case:** In the general case, after repeated application of the above mentioned optimizations, we may still need to solve the remaining set-cover problem. In our implementation, we formulate the problem as an *optimization pseudo-boolean* (OPB) problem and solve it using RoundingSat [11].

**Experiment 1:** Table 1 summarizes the computation of optimal lex-constraint symmetry breaks by reduction to the set-cover problem. For graphs of orders 4, 5, and 6 we compute the matrix representations of the corresponding set-cover problems and apply the three optimizations described above. In all three cases the final matrix is empty and the optimal cover is found.

The first column details the order of the graph. The second column details the size of the initial matrix (rows  $\times$  columns). The third column details the size of the cover sets (number of 1’s in each row). The fourth column (**opt**) details the size of the minimal set-cover. The fifth column details the computation time (in seconds). The sixth column (**(2016)**) details the size of the canonizing set reported in [18].

| order | initial            | cover sizes   | opt | time   | 2016 |
|-------|--------------------|---------------|-----|--------|------|
| 4     | 23 $\times$ 53     | 24 – 30       | 3   | 4.62   | 3    |
| 5     | 119 $\times$ 990   | 448 – 510     | 6   | 0.67   | 7    |
| 6     | 719 $\times$ 32612 | 15360 – 16380 | 13  | 103.02 | 13   |

**Table 1.** Optimal Symmetry Breaks via Set-Cover

For graphs of order-7, we need to construct a matrix of size 5039  $\times$  2096108 and manipulate its rows and columns. This task is beyond the capability of our implementation. In the following sections we discuss ways to implement the three optimizations mentioned above before the explicit construction of the matrix representation of the problem.

## 4 A Concise Representation of $cover(\pi)$

Coming back to Example 2: How do we compute the set of graphs covered by a permutation  $\pi$ ? By Def. 4,  $cover(\pi)$  is the set of solutions of the constraint  $\pi(G) < G$  where  $G$  is an unknown graph. We note that many of these sets tend to contain about half of the non-canonical graphs.

*Example 3.* Recall the setting of Example 1. The set of graphs covered by the permutation  $\pi = [1, 2, 4, 3]$  is the set of solutions to the lex-constraint  $\pi(G) < G$ :

$$\langle x_1, x_3, x_2, x_5, x_4, x_6 \rangle <_{lex} \langle x_1, x_2, x_3, x_4, x_5, x_6 \rangle$$

which simplifies to  $\langle x_3, x_5 \rangle <_{lex} \langle x_2, x_4 \rangle$  and has the following 24 solutions (in decimal representation): 2, 3, 8, 9, 10, 11, 14, 15, 18, 19, 26, 27, 34, 35, 40, 41, 42, 43, 46, 47, 50, 51, 58, 59.

We introduce the following to specify that a sequence is lexicographic smaller than another at position  $i$ . The right-hand side in Equation (2) is a set of equality constraints which in our case involve Boolean variables and constants.

**Definition 6 (lexicographic smaller at position  $i$ ).** Let  $\bar{a} = \langle a_1, \dots, a_m \rangle$  and  $\bar{b} = \langle b_1, \dots, b_m \rangle$ . Then,

$$\bar{a} <_{lex}^i \bar{b} \Leftrightarrow \{(a_1 = b_1), \dots, (a_{i-1} = b_{i-1}), (a_i = 0), (b_i = 1)\} \quad (2)$$

For a permutation  $\pi$ , we say that  $\pi$  makes a graph  $G$  smaller at position  $i$  if  $vec(\pi(G)) <_{lex}^i vec(G)$ .

**Observation 2**

$$\langle a_1, \dots, a_m \rangle <_{lex} \langle b_1, \dots, b_m \rangle \Leftrightarrow \bigvee_{i=1}^m \langle a_1, \dots, a_m \rangle <_{lex}^i \langle b_1, \dots, b_m \rangle \quad (3)$$

We now demonstrate that each of the “ $<_{lex}^i$ ” constraints in the disjunction on the right side of Equation (3) is both straightforward to solve and its set of solutions has a concise representation.

**Definition 7 (patterns).** Let  $\pi$  be a permutation,  $G$  be an unknown graph of order- $n$  with  $vec(G) = \langle x_1, \dots, x_m \rangle$  and let  $1 \leq i \leq m$ . The pattern,  $\mathbf{pats}_i(\pi)$ , is the result of applying the most general unifier of the equations from the right side in Equation (2) to  $vec(G)$ . If the equations have no solution, then  $\mathbf{pats}_i(\pi) = \perp$ . We denote the set of non- $\perp$  patterns corresponding to a permutation  $\pi$  by  $\mathbf{pats}(\pi)$ . The patterns corresponding to a set of permutations  $\Pi$  is denoted  $\mathbf{pats}(\Pi)$ .

*Example 4.* Recall  $\pi = [1, 2, 4, 3]$  and the constraint  $\langle x_1, x_3, x_2, x_5, x_4, x_6 \rangle <_{lex} \langle x_1, x_2, x_3, x_4, x_5, x_6 \rangle$  from Example 3. For  $i = 1, 3, 5, 6$ ,  $\mathbf{pat}_i(\pi) = \perp$ . For instance, when  $i = 1$  the equations  $\{x_1=0, x_1=1\}$  have no solution. For  $i = 2$ , applying the most general unifier of  $\{x_1=x_1, x_3=0, x_2=1\}$  to  $\langle x_1, x_2, x_3, x_4, x_5, x_6 \rangle$  results in the pattern  $\mathbf{pat}_2(\pi) = \langle x_1, 1, 0, x_4, x_5, x_6 \rangle$ . For  $i = 4$ , applying the most general unifier of  $\{x_1=x_1, x_3=x_2, x_2=x_3, x_5=0, x_4=1\}$  to  $\langle x_1, x_2, x_3, x_4, x_5, x_6 \rangle$  results in the pattern  $\mathbf{pat}_4(\pi) = \langle x_1, x_2, x_2, 1, 0, x_6 \rangle$ .

The solutions of a constraint  $\pi(G) <_{lex} G$  are concisely represented by the corresponding patterns in  $\mathbf{pat}(\pi)$ .

*Example 5.* Recall the two patterns detailed in Example 4 for the permutation  $\pi = [1, 2, 4, 3]$  (see Table 2). The solutions for the constraint  $\pi(G) < G$  are obtained as the set of  $2^4 + 2^3$  instances of these two patterns. These are exactly the 24 solutions specified in Example 3.



| index   | constraint                                    | pattern                                    | # sols. |
|---------|---|--|---------|
| $i = 2$ | $\{x_1=x_1, x_3=0, x_2=1\}$                   | $\langle x_1, 1, 0, x_4, x_5, x_6 \rangle$ | $2^4$   |
| $i = 4$ | $\{x_1=x_1, x_3=x_2, x_2=x_3, x_5=0, x_4=1\}$ | $\langle x_1, x_2, x_2, 1, 0, x_6 \rangle$ | $2^3$   |

**Table 2.** Constraints and patterns for  $\pi(G) < G$  from Examples 4 and 5

The set of graphs covered by a permutation  $\pi$  may contain an exponential number of graphs. However,  $\pi$  uniquely yields a (small) set of patterns  $\mathbf{pats}(\pi)$  representing the graphs that are covered by  $\pi$ . This means that questions about the sets of graphs covered by  $\pi$  can be addressed on these patterns. Phrased as a constraint problem (over the Boolean domain), the set of graphs of order- $n$  covered by a permutation  $\pi$  is as follows where  $m = \binom{n}{2}$ :

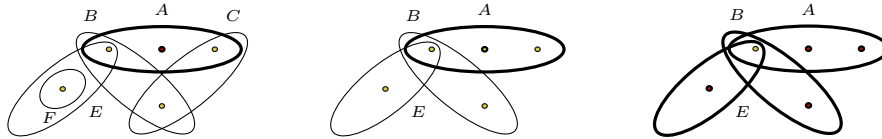
$$cover(\pi) = \bigvee_{\text{pat} \in \mathbf{pats}(\pi)} \bigwedge_{i \in 1..m} x_i = \text{pat}[i]$$

A given graph  $G$  with  $vec(G) = \langle x_1, \dots, x_m \rangle$  is covered by  $\pi$  if it is an instance of one of the patterns in  $\mathbf{pats}(\pi)$ .

Observe also that the sets of graphs represented by the different patterns for a permutation  $\pi$  are disjoint: Each pattern denotes the set of graphs that get smaller “for the first time” at a specified index  $i$ . It follows that it is easy to compute the number of graphs covered by a given permutation. For example, by summing the numbers in the right column of Table 2.

## 5 A Symbolic Approach to Set-Cover Optimizations

The classic set-cover assumes an explicit representation of the problem. Here we operate on the elements symbolically by considering the dominance relation between permutations and identifying backbones. These two concepts interact, as exemplified by Fig. 3, where permutations are depicted as the sets of graphs that they cover. Permutation  $A$  is a backbone because it covers a graph not covered by other permutations. Permutation  $E$  is not strictly a backbone because it covers a graph covered also by  $F$ , but since  $F$  is dominated by  $E$ , it can be removed and  $E$  becomes a backbone. Permutations  $B$  and  $C$  present a more subtle scenario: Neither appears to be dispensable, *but* if we ignore the graphs already covered by  $A$ , they cover the same set of graphs (a single graph). Hence, it is safe to remove either of them (non-deterministically). Once  $F$  and  $C$  are removed,  $E$ ,  $B$ , and  $A$  are all backbones.



**Fig. 3.** Backbone and dominance interaction

---

**Algorithm 1** Get all permutations in  $\Pi'$  dominated by  $\Pi$

---

```

1: procedure GETDOMINATED( $\Pi, \Pi'$ )
2:    $R \leftarrow \{\}$ ;  $\Gamma \leftarrow \text{pats}(\Pi)$ 
3:   for all  $\pi \in \Pi'$  do
4:     if  $\bigwedge_{\gamma \in \text{pats}(\pi)} .\text{unsat}(\text{notCovered}(\Gamma) \cup \text{covered}(\gamma))$  then
5:        $R \leftarrow R \cup \{\pi\}$ 
6:   return  $R$ 

```

---

The key observation is that the dominance relation can be considered *modulo* existing backbones because these must be present in the cover. Hence, we first detect the set of backbones (see Sec. 6), then remove any permutation dominated by another one, modulo the backbones. This is repeated until a fixed point is found (because new backbones may appear after the dominance pruning).

**Definition 8 (set of permutations dominates a permutation).** *Let  $\Pi$  be a set of permutations and  $\pi$  a permutation. If  $\text{cover}(\pi) \subseteq \text{cover}(\Pi)$ , then we say that  $\Pi$  dominates  $\pi$ .*

**Definition 9 (permutation dominates modulo  $\beta$ ).** *Let  $\pi_1, \pi_2$  be permutations and  $\beta$  a set of (backbone) permutations. We say that  $\pi_1$  dominates  $\pi_2$  modulo  $\beta$  if  $\text{cover}(\pi_2) \setminus \text{cover}(\beta) \subseteq \text{cover}(\pi_1) \setminus \text{cover}(\beta)$ .*

Rather than encoding the dominance relation explicitly as a constraint problem, we develop an encoding via the pattern representation (Def. 7). This will enable a concise encoding amenable to incremental solving.

Stating that  $\pi_1$  dominates  $\pi_2$  modulo  $\beta$  is equivalent to stating that  $\beta \cup \{\pi_1\}$  dominates  $\pi_2$ . Further, in terms of the pattern representation: to determine, whether a set of permutations  $\Pi$  dominates a permutation  $\pi$ , we only need to check that  $\text{pats}(\Pi)$  dominates each pattern of  $\text{pats}(\pi)$ .

To determine, whether a set of patterns  $\Gamma$  dominates a pattern  $\gamma$ , we look for a graph that is *not* covered by  $\Gamma$  but is covered by  $\gamma$ . If such a graph exists,  $\Gamma$  does *not* dominate  $\gamma$ . Hence, for a graph  $G$  with  $\text{vec}(G) = \langle x_1, \dots, x_m \rangle$ , we wish to decide the satisfiability of the following sets of constraints  $\text{notCovered}(\Gamma) \cup \text{covered}(\gamma)$  for each  $\gamma \in \text{pats}(\pi)$ .

$$\text{notCovered}(\Gamma) = \{ \bigvee_{i \in 1..m} x_i \neq \gamma'[i] \mid \gamma' \in \Gamma \} \quad \% G \text{ is not covered by } \Gamma \quad (4)$$

$$\text{covered}(\gamma) = \{ \bigwedge_{i \in 1..m} x_i = \gamma[i] \} \quad \% G \text{ is covered by } \gamma \quad (5)$$

To encode the problem into SAT, fresh variables (Tseitin variables [32]) are introduced to represent the constraints of the form  $x_i = x_j$ , i.e. define fresh  $e_{ij} \Leftrightarrow (x_i = x_j)$  as 4 clauses  $\{\neg e_{ij} \vee \neg x_i \vee x_j, \neg e_{ij} \vee x_i \vee \neg x_j, e_{ij} \vee x_i \vee x_j, e_{ij} \vee \neg x_i \vee \neg x_j\}$ . This encoding is concise and CNF-friendly. The set of graphs covered by a pattern corresponds to single a conjunction of  $e_{ij}$  literals. The set of graphs *not* covered by a pattern corresponds to a single clause of  $\neg e_{ij}$  literals. The  $e_{ij}$  variables may be reused across multiple patterns and SAT calls.

---

**Algorithm 2** Refinement of a set  $S$  of permutations modulo  $\beta$ 

---

```
1: procedure REFINE( $S, \beta$ )
2:    $S \leftarrow S \setminus \beta$ ;  $T \leftarrow S$   $\triangleright$  permutations to test
3:   while  $T \neq \{\}$  do
4:      $\pi \leftarrow \text{pick}(T)$ ;  $T \leftarrow T \setminus \{\pi\}$   $\triangleright$  pick arbitrary permutation from  $T$ 
5:      $R \leftarrow \text{GETDOMINATED}(\beta \cup \{\pi\}, S \setminus \{\pi\})$ 
6:      $S \leftarrow S \setminus R$ ;  $T \leftarrow T \setminus R$   $\triangleright$  remove dominated permutations
7:   return  $S$ 
```

---

Alg. 1 finds all permutations in a set  $\Pi'$  dominated by a set  $\Pi$ . It relies on the concise pattern representation to use incremental SAT [10] by loading the clauses for `notCovered(pats( $\Pi$ ))` into the solver just once. Each pattern of a permutation  $\pi$  requires a separate SAT call. However, if there is a pattern  $\gamma \in \text{pats}(\pi)$  not dominated by  $\Pi$ , then further SAT calls are unnecessary. Also, satisfiable tests on Line 4 provide witness graphs, which can be used to prune the for all loop from other  $\pi \in \Pi'$  for which it is also a witness.

The procedure `GETDOMINATED` is readily used in the procedure `REFINE` (Alg. 2), to remove any permutation dominated by some other permutation in the set modulo the given set of backbones  $\beta$ . In Section 6 we will look at algorithms to calculate the set of backbones.

## 6 Backbones for Symmetry Breaking

The problem of finding backbones has the nature of one quantifier alternation, because we are asking whether there *exists* a permutation  $\pi$  that covers some graph  $g$  such that  $g$  is not covered *for all* other permutations  $\pi' \neq \pi$ . In this section we explore two approaches to finding backbones: by iterating over all graphs in Sec. 6.1; and by iterating over all permutations in Sec. 6.2. In the experimentation reported here we apply a combination of two of these (see Sec. 7).

### 6.1 Backbone Calculation via Iteration on Graphs

The basic algorithm to find permutation backbones is sketched as Alg. 3. The set of backbones  $\beta$  is initialized to the empty set. The algorithm iterates over all graphs  $G$  in their  $\text{vec}(G)$  representation, starting from the empty graph (all zeroes), and ending with the complete graph (all ones). For each graph, we test if it is a backbone graph and if so, add a permutation to  $\beta$ . At Line 5 there is a call to `BACKBONESTATUS`. This procedure is assumed to return the set  $S$  of permutations that cover  $G$  and is refined modulo  $\beta$ . First, the permutations that cover  $G$  are computed applying an `allSAT` encoding, and then procedure `refine` is applied to remove permutations dominated by others modulo  $\beta$ . The call at Line 8 increments  $\text{vec}(G)$  viewing it as a binary number with least significant bit on the right.

This approach might seem dubious, as there are  $2^{\binom{n}{2}}$  graphs to consider along the way. We detail three optimizations that enable to “leap” forward in

---

**Algorithm 3** find backbones – the fantasy of iterating over all graphs

---

```
1: procedure BACKBONES( $n$ )
2:   initialize  $\beta = \emptyset$ 
3:   initialize  $G = \langle 0, 0, \dots, 0, 0 \rangle$ 
4:   while  $G \leq \langle 1, 1, \dots, 1, 1 \rangle$  do
5:      $S \leftarrow \text{BACKBONESTATUS}(G, \beta)$ 
6:     if  $S == \{\pi\}$  then
7:        $\beta \leftarrow \beta \cup \{\pi\}$ 
8:      $G \leftarrow \text{INCREMENT}(G)$ 
9:   return  $\beta$ 
```

---

the iteration such that the algorithm is able to compute backbones at least for  $n \leq 10$ . The first two optimizations are “exact”. The third is heuristic. It might miss some backbones but will not wrongly identify a backbone.

**Is  $G$  covered by a backbone?** In the while-loop at Line 4, before the expensive call at Line 5, we could test if the current graph  $G$  is already covered by one of the backbone permutations found so far. In this case we need not check the status of  $G$ . This test is efficient given the compact representation  $\text{pat}(\beta)$  of the graphs covered by  $\beta$ . Moreover, in this case, the call at line 8 can be replaced by a “leap” in the iteration. The idea is that if  $G$  is covered by  $\beta$ , then it is likely that many of the consecutive graphs are also covered for the same reason.

For example, let  $w = 00110$ , consider the order-6 graph  $G = w.0^{10}$ , and assume  $G$  is covered by a backbone with pattern  $\text{pat} = \langle x_1, x_1, x_2, 1, 0, x_3, \dots, x_{12} \rangle$ . Observe that any graph with the prefix  $w$  is also an instance of  $\text{pat}$  as the last 10 elements in  $\text{pat}$  consist solely of free variables. Hence we increment  $w$  to  $w' = 00111$  and iteration continues with  $w'.0^{10}$  thus skipping  $2^{10}$  iterations.

**Is  $G$  a canonical graph?** Consider the case where the call at Line 6 results in  $S = \emptyset$ . This implies that  $G$  is canonical as it is not covered by any permutation. Again, we can apply a “leap” in the iteration at Line 8. The idea is that if  $G$  is canonical and has a suffix of  $k$  zeros, then in many cases, changing a single zero from the suffix to a one does not make it easier to find a permutation that makes  $G$  smaller. We test this “per digit” and after  $k$  checks we can jump  $2^k$  steps in the iteration.

For example, let  $w = 000001100010101011111$ . The order-8 graph  $G = w.0^7$  is canonical and has a suffix with 7 zeros. With 7 checks, we determine that replacing a zero by a one in the suffix does not result in a graph that has a cover. Indeed all of the  $2^7 - 1$  graphs succeeding  $G$  are canonical. So, we increment  $w$  to  $w' = 000001100010101100000$  and iteration continues with  $G = w'.0^7$  thus skipping  $2^7$  steps.

**Does  $G$  have a “huge” number of covering permutations?** At Line 5 in Alg. 3, in the call to procedure BACKBONESTATUS, we compute a set  $S$  using an allSAT encoding to find all permutations that cover the graph  $G$ . As a heuristic, we abort this allSAT computation if a fixed bound of  $B$  permutations are found. We only apply the REFINE algorithm if less than  $B$  permutations are found. Also

in this case we can apply a “leap” in the iteration at Line 8. The idea is that when  $G$  has a prefix of  $k$  zeros, then changing even a single zero from the suffix to a one, often times, does not make it easier to find a permutation that makes  $G$  smaller — so,  $G$  will still have a large number of covering permutations.

For example, assume  $B = 10$  and denote  $w = 0000000000000000010$ . The graph  $G = w.00000000$  has 10 or more covering permutations. After testing that changing any one of the last 8 zeros to a one results in a graph that still has at least 10 covering permutations, we increment  $w$  to  $w' = 000000000000000000011$  and iteration continues with  $G = w'.00000000$  thus skipping  $2^8$  steps.

## 6.2 Backbone Calculation as a SAT Call

Here, we show that it is possible to decide whether a permutation is a backbone by a SAT call; then we iterate over all permutations to find all backbones. The intuition is as follows. All the permutations cover the whole set of the non-canonical graphs. Removing a backbone will necessarily diminish the set of covered graphs. In another words, a backbone  $\pi \in S_n$  must *not* be dominated by some set of permutations  $\Pi \subseteq S_n \setminus \{\pi\}$ .

Hence, to test whether a given permutation is a backbone is the test  $\pi \notin \text{GETDOMINATED}(S_n \setminus \{\pi\}, \{\pi\})$  (see Alg 1). Such a test needs to be issued for every permutation, which makes the procedure expensive. This can be mitigated by quickly eliminating some backbone-candidates by choosing arbitrarily some set  $\Pi \subset S_n$  and marking all  $\text{GETDOMINATED}(\Pi, S_n \setminus \Pi)$  as non-backbones.<sup>3</sup> Some more sophisticated approaches could be considered, such as in [2, 24].

This approach immediately generalizes to an arbitrary set of permutations  $\Pi \subset S_n$ , i.e. if some permutations were already removed from  $S_n$  due to being dominated, the backbone test becomes  $\pi \notin \text{GETDOMINATED}(\Pi \setminus \{\pi\}, \{\pi\})$ .

We refer to the approach to find backbones described here as **Algorithm 4**.

## 7 Solving the Set-Cover Problems

This section puts all of the components together to compute optimal symmetry breaks. We experimented with the two algorithms described in Sections 6.1 (Algorithm 3) and 6.2 (Algorithm 4) to detect backbones. In our trials, the configuration which works best in practice is to first apply Alg. 3 and then, starting from this result to apply the approach from Alg. 4. We alternate the search for backbones with refining the set of permutations that need to be considered for the set-cover problem.

Table 3 provides details of the computation. The first four columns are about the computation of backbones and refined permutations. Columns **bb**<sub>1</sub> and **bb**<sub>2</sub> detail the number of backbones found after applying Alg. 3 and then repeatedly applying Alg. 4 alternating with Alg. 2. The final set of permutations that need be considered in the set-cover problems is detailed in column **rows**. These are the rows in the matrix representation.

<sup>3</sup> Backbone pruning is also used in simpler, classical SAT backbones [20].

| order | bb <sub>1</sub> | bb <sub>2</sub> | rows | cols  | sets  | opt   | 2016  | time <sub>1</sub> | time <sub>2</sub> | time <sub>3</sub> | enc. size |
|-------|-----------------|-----------------|------|-------|-------|-------|-------|-------------------|-------------------|-------------------|-----------|
| 6     | 9               | 13              | 0    | 0     | 0-0   | 13    | 13    | 89s               | 0s                | 0s                | 463       |
| 7     | 18              | 25              | 44   | 148   | 3-72  | 35    | 37    | 123s              | 1s                | 0s                | 956       |
| 8     | 30              | 112             | 19   | 33    | 3-10  | 121   | 135   | 929s              | 55s               | 0s                | 1,925     |
| 9     | 90              | 709             | 207  | 344   | 2-42  | 765   | 842   | 289m              | 75m               | 58s               | 5,190     |
| 10    | 131             | 6,920           | 694  | 3,481 | 2-550 | 7,181 | 7,853 | 613m              | 137h              | 68m               | 31,193    |

**Table 3.** Computing backbones, refined permutations, and optimal cover

The next four columns in Table 3 are about creating and solving the matrix representation for the set-cover problems. The column `cols` details the number of graphs covered by the permutations in the rows. The column `sets` details the size range of the sets of graphs covered by the permutations in the rows. The column `opt` details the size of the optimal set-cover found, and the column `2016` details the number of permutations in the canonizing sets reported in [18].

The next three columns are about times (rounded to seconds, minutes, or hours): `time1` to compute backbones `bb1`; `time2` to compute `bb2` and `rows`; and `time3` to generate the matrix representation, apply Optimizations 1–3, and solve the set-cover problem. Interestingly, for  $n < 10$  we never needed to solve the general set-cover because everything is solved by repeated applications of the described optimizations. For  $n = 10$ , the optimizations reduce the initial matrix to one with 199 rows and 197 columns. We formulate the remaining set-cover problem as an *optimization pseudo-boolean* (OPB) problem and solve it by `RoundingSat` [11]. This OPB problem is solved in 0.01s.

The final column (`enc. size`) shows the number of clauses to encode the symmetry break; this is done by negating all the patterns (see Equation (4)) in the optimal cover—the pattern encoding is 3 orders of magnitude smaller than the direct lex-leader encoding (see Def. 3).

All of the complete symmetry breaks found in this paper were verified, using `GANAK` [30], to have a number of solutions corresponding to the number of non-isomorphic graphs (sequence A000088 of the OEIS [26]).

## 8 Backbones as a Partial Symmetry Break

Codish *et al.* [6, 7] introduce a polynomial sized partial symmetry breaking constraint for graphs defined in terms of transpositions (permutations that swap two vertices). In fact, any set of permutations  $\Pi$  can be viewed as a partial symmetry break obtained by replacing  $S_n$  with  $\Pi$  in Equation (1). Heule defines the notion of *redundancy ratio* to measure the precision of symmetry breaks on graphs [16]. In our terminology, the redundancy ratio for a set of permutations  $\Pi$ , which we denote  $\rho(\Pi)$ , is the ratio between the number of graphs that are not

| order | trns | $\rho(\text{trns})$ | bb <sub>1</sub> | $\rho(\text{bb}_1)$ |
|-------|------|---------------------|-----------------|---------------------|
| 6     | 15   | 1.76                | 9               | 1.19                |
| 7     | 21   | 3.02                | 18              | 1.36                |
| 8     | 28   | 5.39                | 30              | 1.87                |
| 9     | 36   | 9.42                | 90              | 1.99                |
| 10    | 45   | 15.34               | 131             | 2.99                |

**Table 4.** Partial symmetry breaks: transpositions vs. backbones

covered by  $\Pi$  and the number of isomorphism classes. If  $\Pi$  is canonizing, then  $\rho(\Pi)$  is 1. Table 4 details the numbers,  $\text{trns}$  and  $\text{bb}_1$ , of transpositions and backbones found using Alg. 3, together with the redundancy ratios  $\rho(\text{trns})$  and  $\rho(\text{bb}_1)$ . One can observe that the symmetry break using backbones involves a relatively small set of permutations, and provides a partial symmetry break which is more precise.

## 9 Conclusion

This paper formalizes symmetry breaking as a set-covering problem and this is the main contribution of the paper. As demonstrated by the paper, this formalization opens up a range of new opportunities for complete and partial symmetry breaking deriving from decades of studies on both precise and approximate techniques for this problem. We focus primarily on precise solutions to provide complete symmetry breaks for graphs which are optimal in the number of lex-constraints. We achieve this for all cases in which small complete symmetry breaks based on lex-constraints have been computed in [18]. Namely, for graphs of order  $n \leq 10$ . Interestingly (see Table 3), the symmetry breaks computed in [18] are less than 10% larger than the optimal ones.

An important ingredient is the notion of *patterns* to provide a concise representation of the (possibly exponential) set of graphs covered by a permutation. Another important ingredient is in the notion of a *backbone*, which is a permutation that is the only one that covers some graph that is not already covered by other permutations. We apply two types of optimizations: *before* the construction of the matrix representation of the set-cover problem; these are symbolic and rely on SAT encodings, and *after* the construction. Both types identify permutations and graphs that can be ignored in the search for an optimal cover, and both types identify backbone permutations.

It is interesting to note that for graphs of order  $n < 10$ , our construction of the optimal symmetry breaks never needed to solve a general set-cover problem. Everything is solved by repeated application of the described optimizations (before and after the construction of the matrix representation). For the case  $n = 10$ , the original set-cover problem of size  $(10! \times 2^{45})$  is finally reduced to a set-cover problem of size  $(199 \times 197)$ . In all cases, the repeated identification of backbones can be seen as “driving” the construction.

In this paper we consider set-covers defined in terms of the sets of graphs covered by permutations. It is interesting to investigate set-covers defined in terms of patterns (which are similar to the implications defined in [4]) and in terms of “isolaters” as applied in [16].

Encouraged by the results in Table 4, where a small set of backbone permutations is shown to provide a strong partial symmetry break, it is interesting to further investigate the application of set-cover techniques to construct small and precise partial symmetry breaks.

## References

1. Babai, L., Luks, E.M.: Canonical labeling of graphs. In: Proceedings of the fifteenth annual ACM symposium on Theory of computing. pp. 171–183. ACM (1983)
2. Belov, A., Janota, M., Lynce, I., Marques-Silva, J.: Algorithms for computing minimal equivalent subformulas. *Artif. Intell.* **216**, 309–326 (2014). <https://doi.org/10.1016/J.ARTINT.2014.07.011>
3. Caprara, A., Toth, P., Fischetti, M.: Algorithms for the set covering problem. *Ann. Oper. Res.* **98**(1-4), 353–371 (2000). <https://doi.org/10.1023/A:1019225027893>
4. Codish, M., Ehlers, T., Gange, G., Itzhakov, A., Stuckey, P.J.: Breaking symmetries with lex implications. In: Gallagher, J.P., Sulzmann, M. (eds.) *Functional and Logic Programming - 14th International Symposium, FLOPS 2018, Nagoya, Japan, May 9-11, 2018, Proceedings. Lecture Notes in Computer Science*, vol. 10818, pp. 182–197. Springer (2018). [https://doi.org/10.1007/978-3-319-90686-7\\_12](https://doi.org/10.1007/978-3-319-90686-7_12)
5. Codish, M., Frank, M., Itzhakov, A., Miller, A.: Computing the Ramsey number  $R(4, 3, 3)$  using abstraction and symmetry breaking. *Constraints An Int. J.* **21**(3), 375–393 (2016)
6. Codish, M., Miller, A., Prosser, P., Stuckey, P.J.: Breaking symmetries in graph representation. In: Rossi, F. (ed.) *IJCAI 2013, Proceedings of the 23rd International Joint Conference on Artificial Intelligence, Beijing, China, August 3-9, 2013*. pp. 510–516. *IJCAI/AAAI* (2013), <http://ijcai.org/proceedings/2013>
7. Codish Michael, Miller Alice, Prosser Patrick, Stuckey Peter J.: Constraints for symmetry breaking in graph representation. *Constraints* **24**(1), 1–24 (2019). <https://doi.org/10.1007/s10601-018-9294-5>
8. Crawford, J.M., Ginsberg, M.L., Luks, E.M., Roy, A.: Symmetry-breaking predicates for search problems. In: Aiello, L.C., Doyle, J., Shapiro, S.C. (eds.) *Proceedings of the Fifth International Conference on Principles of Knowledge Representation and Reasoning (KR'96)*, Cambridge, Massachusetts, USA, November 5-8, 1996. pp. 148–159. Morgan Kaufmann (1996)
9. Crawford, J.M., Ginsberg, M.L., Luks, E.M., Roy, A.: Symmetry-breaking predicates for search problems. In: Aiello, L.C., Doyle, J., Shapiro, S.C. (eds.) *Proceedings of the Fifth International Conference on Principles of Knowledge Representation and Reasoning (KR'96)*. pp. 148–159. Morgan Kaufmann (1996)
10. Eén, N., Sörensson, N.: An extensible SAT-solver. In: Giunchiglia, E., Tacchella, A. (eds.) *Theory and Applications of Satisfiability Testing, 6th International Conference, SAT*. *Lecture Notes in Computer Science*, vol. 2919, pp. 502–518. Springer (2003). [https://doi.org/10.1007/978-3-540-24605-3\\_37](https://doi.org/10.1007/978-3-540-24605-3_37)
11. Elffers, J., Nordström, J.: Divide and conquer: Towards faster pseudo-boolean solving. In: Lang, J. (ed.) *Proceedings of the Twenty-Seventh International Joint Conference on Artificial Intelligence, IJCAI 2018, July 13-19, 2018, Stockholm, Sweden*. pp. 1291–1299. *ijcai.org* (2018). <https://doi.org/10.24963/IJCAI.2018/180>
12. Frisch, A.M., Harvey, W.: Constraints for breaking all row and column symmetries in a three-by-two matrix. In: *Proceedings of SymCon'03* (2003)
13. Gauthier, T., Brown, C.E.: A formal proof of  $r(4, 5)=25$ . In: Bertot, Y., Kutسيا, T., Norrish, M. (eds.) *15th International Conference on Interactive Theorem Proving, ITP 2024, September 9-14, 2024, Tbilisi, Georgia. LIPIcs*, vol. 309, pp. 16:1–16:18. Schloss Dagstuhl - Leibniz-Zentrum für Informatik (2024). <https://doi.org/10.4230/LIPICS.ITP.2024.16>
14. Gupta, A., Lee, E., Li, J.: A local search-based approach for set covering. In: Kavitha, T., Mehlhorn, K. (eds.) *2023 Symposium on Simplicity in Algorithms*,



- SOSA 2023, Florence, Italy, January 23-25, 2023. pp. 1–11. SIAM (2023). <https://doi.org/10.1137/1.9781611977585.CH1>
15. Heule, M.J.H.: The quest for perfect and compact symmetry breaking for graph problems. In: Davenport, J.H., Negru, V., Ida, T., Jebelean, T., Petcu, D., Watt, S.M., Zaharie, D. (eds.) 18th International Symposium on Symbolic and Numeric Algorithms for Scientific Computing, SYNASC 2016, Timisoara, Romania, September 24-27, 2016. pp. 149–156. IEEE Computer Society (2016), <http://ieeexplore.ieee.org/xpl/mostRecentIssue.jsp?punumber=7827704>
  16. Heule, M.J.H.: Optimal symmetry breaking for graph problems. Mathematics in Computer Science (2019)
  17. Hoffman, K., Padberg, M.: Set covering, packing and partitioning problems, pp. 2348–2352. Springer US, Boston, MA (2001)
  18. Itzhakov, A., Codish, M.: Breaking symmetries in graph search with canonizing sets. Constraints pp. 1–18 (2016)
  19. Itzhakov, A., Codish, M.: Incremental symmetry breaking constraints for graph search problems. Proceedings of the AAAI Conference on Artificial Intelligence **34**(02), 1536–1543 (Apr 2020). <https://doi.org/10.1609/aaai.v34i02.5513>
  20. Janota, M., Lynce, I., Marques-Silva, J.: Algorithms for computing backbones of propositional formulae. AI Commun. **28**(2), 161–177 (2015). <https://doi.org/10.3233/AIC-140640>
  21. Karp, R.M.: Reducibility among combinatorial problems. In: Miller, R.E., Thatcher, J.W. (eds.) Proceedings of a symposium on the Complexity of Computer Computations, held March 20-22, 1972, at the IBM Thomas J. Watson Research Center, Yorktown Heights, New York, USA. pp. 85–103. The IBM Research Symposia Series, Plenum Press, New York (1972). [https://doi.org/10.1007/978-1-4684-2001-2\\_9](https://doi.org/10.1007/978-1-4684-2001-2_9)
  22. Lei, Z., Cai, S.: Solving set cover and dominating set via maximum satisfiability. In: The Thirty-Fourth AAAI Conference on Artificial Intelligence, AAAI 2020, The Thirty-Second Innovative Applications of Artificial Intelligence Conference, IAAI 2020, The Tenth AAAI Symposium on Educational Advances in Artificial Intelligence, EAAI 2020, New York, NY, USA, February 7-12, 2020. pp. 1569–1576. AAAI Press (2020). <https://doi.org/10.1609/AAAI.V34I02.5517>
  23. Liu, X., Fang, Y., Chen, J., Su, Z., Li, C., Lü, Z.: Effective approaches to solve p-center problem via set covering and sat. IEEE Access **8**, 161232–161244 (2020). <https://doi.org/10.1109/ACCESS.2020.3018618>
  24. Marques-Silva, J., Janota, M., Belov, A.: Minimal sets over monotone predicates in boolean formulae. In: Sharygina, N., Veith, H. (eds.) Computer Aided Verification - 25th International Conference, CAV 2013, Saint Petersburg, Russia, July 13-19, 2013. Proceedings. Lecture Notes in Computer Science, vol. 8044, pp. 592–607. Springer (2013)
  25. McGuire, G., Tugemann, B., Civario, G.: There is no 16-clue Sudoku: Solving the Sudoku minimum number of clues problem. CoRR **abs/1201.0749** (2012), <http://arxiv.org/abs/1201.0749>
  26. The on-line encyclopedia of integer sequences. published electronically at <http://oeis.org> (2010)
  27. Read, R.C.: Every one a winner or how to avoid isomorphism search when cataloguing combinatorial configurations. Ann. Discrete Math. **2**, 107–120 (1978)
  28. Rintanen, J., Rankooh, M.F.: Symmetry-breaking constraints for directed graphs. In: Endriss, U., Melo, F.S., Bach, K., Diz, A.J.B., Alonso-Moral, J.M., Barro, S., Heintz, F. (eds.) ECAI 2024 - 27th European Conference on Artificial Intelligence,

- 19-24 October 2024, Santiago de Compostela, Spain - Including 13th Conference on Prestigious Applications of Intelligent Systems (PAIS 2024). *Frontiers in Artificial Intelligence and Applications*, vol. 392, pp. 4248–4253. IOS Press (2024). <https://doi.org/10.3233/FAIA240998>
29. Roth, R.: Computer solutions to minimum-cover problems. *Oper. Res.* **17**(3), 455–465 (1969). <https://doi.org/10.1287/OPRE.17.3.455>
  30. Sharma, S., Roy, S., Soos, M., Meel, K.S.: GANAK: A scalable probabilistic exact model counter. In: Kraus, S. (ed.) *Proceedings of the 28th International Joint Conference on Artificial Intelligence (IJCAI'19)*. pp. 1169–1176. IJCAI, Macao, China (2019)
  31. Shlyakhter, I.: Generating effective symmetry-breaking predicates for search problems. *Discrete Applied Mathematics* **155**(12), 1539–1548 (2007)
  32. Tseitin, G.S.: On the complexity of derivations in the propositional calculus. *Studies in Constructive Mathematics and Mathematical Logic* (1968)
  33. Walsh, T.: General symmetry breaking constraints. In: *Principles and Practice of Constraint Programming - CP 2006, 12th International Conference, CP 2006, Nantes, France, September 25-29, 2006, Proceedings*. pp. 650–664 (2006)