

Looking around you: external information enhances representations for event sequences

Maria Kovaleva
Skoltech
Moscow, Russia
M.Kovaleva@skoltech.ru

Sofia Krehova
Skoltech
Moscow, Russia
s.krehova.ext@skoltech.ru

Petr Sokerin
Skoltech
Moscow, Russia
P.Sokerin@skoltech.ru

Alexey Zaytsev
Skoltech
Moscow, Russia
A.Zaytsev@skoltech.ru

Abstract

Representation learning produces models in different domains, such as store purchases, client transactions, and general people’s behaviour. However, such models for sequential data usually process a single sequence, ignoring context from other relevant ones, even in domains with rapidly changing external environments like finance or misguiding the prediction for a user with no recent events.

We are the first to propose a method that aggregates information from multiple user representations augmenting a specific user one for a scenario of multiple co-occurring event sequences. Our study considers diverse aggregation approaches, ranging from simple pooling techniques to trainable attention-based approaches, especially Kernel attention aggregation, that can highlight more complex information flow from other users. The proposed method operates atop an existing encoder and supports its efficient fine-tuning. Across considered datasets of financial transactions and downstream tasks, Kernel attention improves ROC AUC scores, both with and without fine-tuning, while mean pooling yields a smaller but still significant gain.

CCS Concepts

• **Computing methodologies** → **Unsupervised learning; Machine learning**; • **Information systems** → **Data stream mining**.

ACM Reference Format:

Maria Kovaleva, Petr Sokerin, Sofia Krehova, and Alexey Zaytsev. 2025. Looking around you: external information enhances representations for event sequences. In *KDD ’25: ACM SIGKDD Conference on Knowledge Discovery and Data Mining, August 3–7, 2025, Toronto, Canada*. ACM, New York, NY, USA, 12 pages. <https://doi.org/XXXXXXXX.XXXXXXX>

1 Introduction

Sequences of events are a widely used data type representing an irregular multidimensional time series [44]. This complex domain

Permission to make digital or hard copies of all or part of this work for personal or classroom use is granted without fee provided that copies are not made or distributed for profit or commercial advantage and that copies bear this notice and the full citation on the first page. Copyrights for components of this work owned by others than the author(s) must be honored. Abstracting with credit is permitted. To copy otherwise, or republish, to post on servers or to redistribute to lists, requires prior specific permission and/or a fee. Request permissions from permissions@acm.org.
KDD’25, August 3–7, 2025, Toronto, Canada

© 2025 Copyright held by the owner/author(s). Publication rights licensed to ACM.
ACM ISBN 978-1-4503-XXXX-X/18/06
<https://doi.org/XXXXXXXX.XXXXXXX>

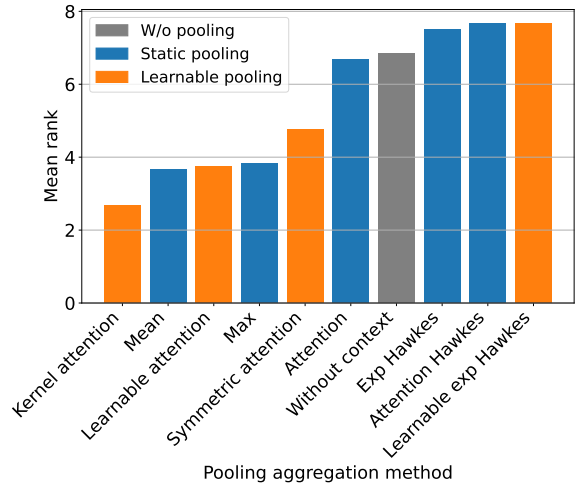


Figure 1: Mean rank (↓) with respect to ROC-AUC values for different pooling aggregation methods over datasets Churn, Default, HSBC and global and event type validation. The proposed Kernel attention approach has the lowest mean rank.

can describe many application areas, such as bank transaction data or store purchases. For a single client, there are typically hundreds or even thousands of purchase events in a corresponding sequence. Among different applied fields, modeling of financial transactions is one of the most important among sequences of the event (transaction) data [3]. There, on one hand, transactions reflect complex purchase behavior, on the other, vast data on past event sequences for clients are available.

Given these circumstances, a neural network seems a reasonable choice methodologically [34] with confirmed strong empirical performance [3]. There, a trained neural network encoder provides a single representation vector for a sequence of events at a selected time moment, suitable for diverse downstream tasks [6]. Moreover, as most event sequences are unlabeled, self-supervised representation learning for this modality enables more powerful and universal representations [2], reducing costs for creating and maintaining models [4]. With enhanced quality [2] and robustness, these models

cover multiple applied tasks: loan defaults prediction [47], churn prediction, fraud detection - and many others.

While modeling separate sequences alone provides significant benefits, understanding the interdependencies between sequential events in complex systems further enhances overall quality and performance [15, 16]. Moreover, if a last event happened for a specific time, long time ago – we can face outdated embeddings in a standard recurrent or attention-based architecture. Temporal point processes are often used to describe for interaction prediction [11, 32, 35], but for transactional data, more general models and loss functions are usually more beneficial and robust [4, 51]. These models, however, lack accounting for interactions. So, including the aggregation of other sequences can incorporate external information missed in a single sequences - and thus increase the quality of model prediction.

To capture interactions between sequences of financial transactions, we introduce an efficient sequence embedding aggregation method. This approach enhances both training and inference performance while significantly improving model quality by integrating additional information into the embeddings. Our key novelty lies in leveraging straightforward yet powerful attention-based techniques for representation learning in sets of co-occurring event sequences. Thus, our main contributions are:

- *A pioneering use of aggregated sequence embeddings as an external context vector.* Our study explores various methods to construct these aggregations, enabling the enrichment of sequence representations without requiring additional data and significant additional computational resources.
- *A novel Kernel attention method,* that stand out among considered methods. It leverages learnable kernel dot products to calculate similarities between sequence embeddings. For it, as well as other methods, we can fine-tune a backbone encoder model, improving the model quality even further.
- *An empirical evaluation for external information aggregation.* We conducted extensive experiments demonstrating that the addition of the external context vector significantly enhances the performance of downstream tasks applied to sequence representations if we either fine-tune an encoder or use the encoder as it is. The proposed *Kernel attention* outperforms other considered methods, as evident from Figure 1, while other aggregation techniques also lead to quality boost if compared to a standard approach that processes event sequences independently.

The reproduction code used to produce the results is available on our GitHub page:

https://anonymous.4open.science/r/external_information-3681/.

2 Related work

We review the approaches to external context aggregation in various data modalities and methods for evaluating sequence representations. The review also considers existing representation learning methods for event sequences, including self-supervised methods for general and bank transaction domains, to provide further background.

2.1 Event sequence representation learning

Neural networks have been shown to perform well when faced with the task of event sequence representation learning [2]. Obtained representations are helpful both for tasks describing local in-time properties, such as next event prediction [51] or change point detection [1, 13] and whole sequence classification [6, 26].

Self-supervised learning. (SSL) is a solid representation learning paradigm that learns an encoder – neural network, providing representation vector, without labelled data. This allows researchers to skip costly and possibly limited human expert annotation and leverage the large bodies of low-cost unlabeled data, leading to more universal representations [8]. This paradigm is often implemented within contrastive and generative learning frameworks [30, 50].

In contrastive learning, the encoder learns to produce embeddings that are close if objects are labelled as similar and distant, and vice versa. It originated in computer vision in the form of Siamese loss [23] and SimCLR [10] with subsequent DINO [8] and BarlowTwins [48] among others. It also allows the production of meaningful representations for time series and event sequence data [49]. Our work also uses a contrastive representation model as it performs well [2] for event sequences data, producing universal representations. The authors of the method studied various ways to define positive and negative pairs during training. They came up with the split strategy, which considers two transaction subsequences from the same client to be a positive pair and from different clients to be negative. There, representations of the subsequences were obtained via a Long Short-Term Memory network [22] (LSTM) as an encoder, as transformers don't always perform stronger for sequential data, similarly to [45]. We will use the CoLES [2] model with an RNN-based encoder as a basic encoder in our work. The limitations of CoLES are strongly connected to the method, which is used to obtain positive and negative pairs of subsequences. This algorithm explicitly encourages the model to ensure that the resulting representations show information about the user as a whole rather than about his local state at a specific time. In addition, the authors use client classification as the main task in the article to demonstrate the quality of their model.

Another powerful tool for constructing representation vectors can be Hawkes processes [12, 20, 20, 21, 50]. Hawkes processes, a class of self-exciting point processes, offer a powerful framework for modelling event sequences where the occurrence of one event increases the probability of subsequent events. This makes them well-suited for analyzing transactional data, where events such as purchases often exhibit temporal dependencies. Hawkes processes incorporate the temporal dynamics and self-exciting nature of transactional events.

2.2 Accounting for external information

All the methods mentioned above consider only one sequence at a time. It is sometimes beneficial to consider the overall context formed from the actions of other clients [1].

External context may consist of the behaviour of other specific clients, or it may reflect the current macroeconomic state. It has been shown that the two strongly correlate [5, 37]. This implies that the external context may contain useful information for model training.

Since choosing macroeconomic indicators is difficult without the proper education and thus requires bringing in a human expert in the field, it makes more sense to try different ways to aggregate the actions of all bank clients (mean, max, etc.). This approach allows the extraction of more data from the dataset without additional annotation.

Preliminary experiments in [4] show that even naive aggregation within an external context provides superior results in some event sequences modelling problems, while their results lacked stability and were limited within two datasets. For graph representation, learning links between objects is the essential part of a model, being implemented in SOTA models [28]. This idea extends to temporal graphs where attention-based approaches [39] via self-supervised learning help to handle complex interactions between objects [29]. Similarly, this line of thought has been developing in temporal point processes, Hawkes mutually-exciting point processes in particular, where one can either derive or use provided node links [14, 32]. However, in most cases, exact information between connections even from graph data, is absent, and their restoration is of limited quality [36].

Other examples of simultaneous accounting for the behaviour of different users and characteristics of a particular moment in time occur in recommendation systems. While classical algorithms consider exclusively the similarity of users or items for recommendations, session-based [40] and time-based [17, 25, 41] recommendation systems integrates information from a flow of purchases from different users. Thus, we account for dynamic user preferences and ongoing external context. The system in this case balances user and group recommendation, as a review [9] notes. Further papers included attention mechanism in this workflow [19]. Limited scope of this works is constrained by efficiency constraints, that existing works solve by considering recommendations for predefined group of multiple users. However, a single sequence perspective can be crucial given the diversity of possible life paths.

2.3 Sequence embedding evaluation

Evaluation and comparison of proposed approaches are crucial for obtaining evidence on the topic. They allow the researcher to test the applicability of the considered methods. For event sequences, we require tests that consider both local and global embedding properties. The local ones reflect the ability of a model to capture an instant state. For example, in this case, we can test whether the model can predict the next event type [34]. Additionally, the global properties consider questions about a sequence as a whole. To test these properties, we make a model to predict a sequence label, following [2], e.g. if a client will default or leave a bank. While the papers [31, 43] use a wider selection of datasets, they consider either specific downstream targets or focus on the prediction of the next event type and time. We expand these statements by focusing on the universality of embedded embeddings. So, our work expands the benchmark from [4], which simultaneously evaluates the quality of a representation for a simultaneous classification of a whole sequence and predicts upcoming event characteristics by using more relevant datasets.

3 Methodology

The general experiment pipeline is depicted in Figure 2 and structured as follows:

- (1) Sequences of the transactions are preprocessed and passed through the pretrained SSL encoder to get embeddings.
- (2) Various external context aggregation methods combine embeddings from different sequences and produce an external context vector at the current time moment. After that, the external context vector is concatenated with the embedding of the sequence under consideration.
- (3) The concatenated vector is the current representation of the sequence. It is used in two following downstream tasks.

The corresponding subsections discuss in detail all the presented steps of the general pipeline. We begin with describing transactional data and its preprocessing in general. Next, we describe the given models from the baseline approach. Then, we present the approaches used to account for external representations. Lastly, we discuss the methods of validating obtained representations.

3.1 Transactional data description and its preprocessing

In this work, we consider several samples of transactional data, all of which have common and different features. The dataset of transactions D is a set of n sequences with length T_i for every sequence with available features \mathbf{x} and timestamps t for every timestamp. Formally, each sequences $s_i = \{(\mathbf{x}_{ij}, t_{ij})\}_{j=1}^{T_i}$ has a single label for the whole sequence y_i . So, our sample $D = \{(s_i, y_i)\}_{i=1}^n$. For a set of event sequences with available labels the notation would be the same.

To standardize the pipeline, we focus on two main features, accompanied by timestamps, that are presented for all events in all datasets: the transaction’s merchant category code (MCC code – the type of transaction, a categorical variable with ~ 1000 possible codes), its volume of money (Amount). The time marks of each transaction are also used later for representation construction, not being input to an encoder as proposed in [2]. More preprocessing details can be found in Appendix B, while Appendix C provides more details on the used datasets.

3.2 Models for building representations

Input encoder. A special transaction encoder processes a transaction sequence before being put into the main part of a parametric model. The basic procedure involves obtaining representations of MCC codes of some fixed dimension d_{mcc} , where each transaction type has its vector from a dictionary [33]. Simple preprocessing of numerical characteristics, such as normalization of the amount, is also performed.

Thus, after this preprocessing, we have a sequence of dimension $(T, d_{\text{mcc}} + 1)$, where 1 is added because of the Amount feature, and T is the length of the transactions sequence.

Sequence encoder. The resulting sequence of the encoded transactions is fed to the main model of sequential data processing (SeqEncoder), which determines the structure of the considered representations. Any neural network that operates in Sequence-to-Sequence mode can be used as a SeqEncoder. In other words, when

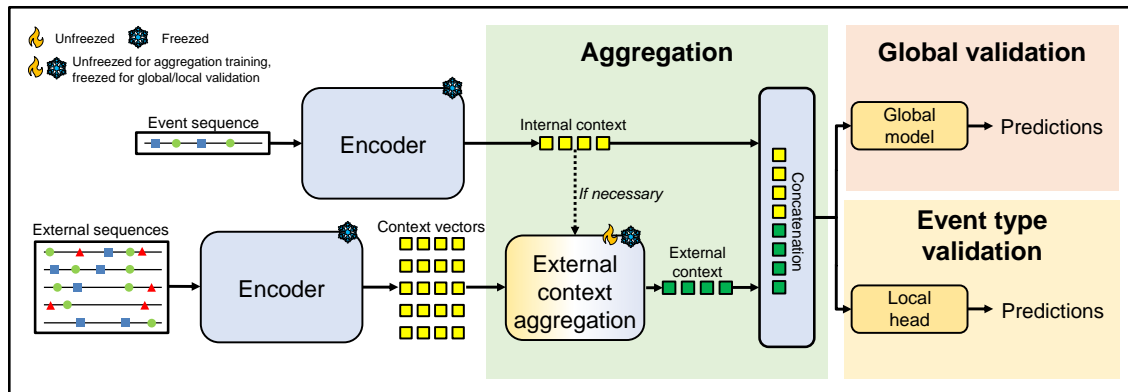


Figure 2: General pipeline for external context generation to integrate it with a vanilla internal context followed by the considered validation procedures.

the model receives a certain sequence of observations as input, it produces a sequence of representations of the same length of dimension (T, m) , where m is the embedding size. We use recurrent neural networks with a Long-Short-Term Memory (LSTM) or Gated Recurrent Unit (GRU) architecture, depending on the dataset. It was shown in [2], RNN-based models outperform transformers for transaction data.

Self-supervised representation learning for event sequences data. Our basic representation learning method is the contrastive method CoLES. We also use it as a self-supervised baseline approach.

Contrastive Learning for Event Sequences with Self-Supervision, or shortly CoLES, is a contrastive method for representation learning, proposed in the work [2]. CoLES shows high quality on several tasks of event sequence processing, including transactional data.

In the case of CoLES, two subsets of transactions obtained from one bank client are used as positive pairs, and two subsets of transactions obtained from different clients are used as negative pairs. A parametric encoder model is used to obtain representations of these subsequences. This encoder is trained using a specific contractive loss function. The concept allows the use of different encoders to obtain transaction representations.

3.3 Usage of external information based on local representations

An additional external context representation vector (or global embedding) is built from the local representation vectors from all or some selected users by aggregating them. The global embedding model works on top of the original encoder.

The procedure for constructing a context vector at a specific point in time is presented in Figure 3 and is described as follows:

1. Collect a sample of all possible local customer representations for all users and each unique moment of the transaction.
2. Select local representations that precede the current time point but are close to it in terms of temporal proximity.
3. Apply aggregation to the resulting set of vectors. The resulting vector is the vector of external context.

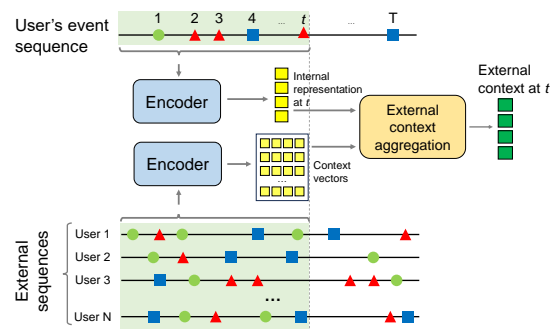


Figure 3: External context aggregation that outputs the external representation. Here we don't show encoding of external sequences

As mentioned earlier, accounting of external context vector can improve the quality of models in applied problems. To check this, we concatenate the resulting context embedding vector with the user's local embedding and validate the extended representation.

3.3.1 Straightforward aggregation. Averaging and maximization pooling provide a natural way to aggregate external information. In the first case, the vector of external representation is obtained by componentwise averaging the local representation vectors for all users in the stored dataset. In the second case, the maximum value for each component is taken. They are close to Mean and Max Pooling operations in convolutional neural networks [7] and language models [42]. Like global pooling in convolutional neural networks, such aggregation methods are designed to generalize the environment before the following transformations, while taking a new perspective: instead of aggregating events for a specific sequence, we aggregate representations for a set of sequences.

3.3.2 Methods based on the attention mechanism. The aggregation methods described in the previous paragraph ignore the interaction between the local representations of all users from the dataset and the considered one and produce similar external context for all sequences. However, some users in the dataset may behave more

like the user than others. While we don't have a direct links like for spatial graphs [24], we can try to extract these connections from embeddings itself. Similar clients determine the user's closest environment and, correspondingly, help describe her or his behaviour better.

Thus, we need an aggregation method that take into account the similarity of users. The attention mechanism, originally used to describe the similarity of the word embedding vectors [38], is natural for such a problem.

In this work, different variants of the attention mechanism are used.

Simple attention without learnable attention matrix

In the version without a training matrix, the external context vector for a given point in time has the form:

$$\mathbf{g}_t = X \text{softmax}(X^T \mathbf{h}_t), \quad (1)$$

where $\mathbf{h}_t \in \mathbb{R}^m$ is a vector of local (internal) representation for the considered user, $\mathbf{g}_t \in \mathbb{R}^m$ is a vector of external (global) representation for the considered user, and $X \in \mathbb{R}^{m \times n}$ is a matrix, which rows are embeddings of size m for all n users from dataset at a given time point. In this case, the user similarity metric is normalized by the softmax of the dot product.

Attention with learnable attention matrix

For the method with a trained matrix, the formula is similar:

$$\mathbf{g}_t = X \text{softmax}(X^T A \mathbf{h}_t), \quad (2)$$

here $A \in \mathbb{R}^{m \times m}$ – is the matrix to be trained. There, before calculating the scalar product, vectors of representations from the dataset are additionally passed through a trained linear layer.

Attention with symmetric attention matrix

In this approach, we model the attention matrix as a product of one matrix with its transposed version $A = S^T S$. That makes the resulting formula similar to the calculation of kernel the «dot product» between the current representation vector and vectors from the train set with the linear kernel:

$$\mathbf{g}_t = X \text{softmax}(X^T S^T S \mathbf{h}_t) = X \text{softmax}(\langle SX, S \mathbf{h}_t \rangle), \quad (3)$$

where $\langle \cdot, \cdot \rangle$ is the notation for the «dot product» between all the vectors from SX and $S \mathbf{h}_t$ vector combined in one vector.

Kernel attention

We generalize the approach with a symmetric attention matrix and propose a kernel attention method. The main idea here is that we can use the general kernel dot product to calculate attention scores:

$$\mathbf{g}_t = X \text{softmax}(\langle \phi(X), \phi(\mathbf{h}_t) \rangle), \quad (4)$$

here $\phi(\cdot)$ is a learnable function, that is applied to a row or independently to all rows, if the input is the matrix. In our case, it is parameterized by a two-layer fully-connected neural network.

3.3.3 Methods inspired by Hawkes process.

Previous proposed methods do not take into account the time of the embeddings explicitly. This factor can affect the result as it is natural that the events that happened a long time ago should have less influence on the current moment compared to recent events, as various temporal process models state. To consider this, we turn to the analogues to Multivariate Hawkes processes [20, 21]. Formally, Alan Hawkes proposed a generalization of Poisson point process with the intensity that is conditional on past events.

We propose three options based on this intuition, *Exponential Hawkes*, *Learnable exponential Hawkes*, and *Attention Hawkes*. They are described in more details in Appendix A.

3.4 Production-ready downstream problems

Global properties of representations are validated using the following approach used in the paper [2], in which the CoLES model was proposed.

All the datasets considered in this work contain the binary classification mark for each sequence. For example, this target mark can represent the clients who left the bank or did not repay the loan. This procedure consists of three steps, which are described below. For an initial sequence of transactions of length T_i related to the i -th user, we obtain the representation $\mathbf{h}^i \in \mathbb{R}^m$, which characterizes the entire sequence of transactions as a whole. Given fixed representations \mathbf{h}^i , we predict the binary target label $y^i \in \{0, 1\}$ using gradient boosting. As a specific implementation, the LightGBM [27] model is used, which works fast enough for large data samples and allows obtaining results of sufficiently high quality. The specific hyperparameters of the gradient boosting model are fixed (corresponding to [2]) and are the same for all base models under study. The quality of the solution of a binary classification problem is measured using a standard set of metrics.

This procedure allows us to evaluate how well the representations capture the client's "global" pattern across its history. We call this task *Global target prediction* or *Global validation* from here and below.

Local properties of sequences differ from global ones in that they change over time, even for one sequence. We use a sliding window procedure of size w to obtain and evaluate local embeddings. To do this, for the i -th user at time $t_j \in [t_w, T_i]$ the subsequence of his transactions $S_{j-w:j}^i$ is taken. Next, this interval is passed through the encoder model under consideration to obtain a local representation $\mathbf{h}_j^i \in \mathbb{R}^m$.

The longer the time interval the model uses, the greater the risk that the data it relies on will become outdated. Our artificial limitation allows us to reduce this effect for all models and also strengthen their local properties only due to the "relevance" of the data.

An obvious limitation of this approach is that it does not allow obtaining local representations at times $t \leq t_w^i$. In addition, the window size w is an additional hyperparameter that must be chosen, taking into account the fact that for small values of w , the resulting representations do not contain enough information to solve local problems and for large values of w the representations lose local properties and become global in the limit $w \rightarrow T_i$.

As local validation problems, we explored the prediction of the next transaction's MCC code. We call this task *Event type prediction* from here and below. This validation approach was inspired by the work [51], in which it was proposed to predict the type of the next event based on the history of observations – in our case, the MCC code of the next transaction. Formally, in this case, the multiclass classification problem is solved: given the local representation \mathbf{h}_j^i , we predict the MCC code of the transaction of the i -th client, completed at time t_{j+1} .

Note that there are many rare MCC types in datasets. From a business perspective, such categories are often less interesting and meaningful. Therefore, to simplify the task, in this procedure for testing local properties, it was decided to leave only transactions corresponding to the 100 most popular codes.

3.5 Efficient work in production

To integrate our method of external aggregation in the production system to conduct inference, we maintain a database of embedding vectors that allows on-the-fly aggregation. Let us consider all the steps of the proposed procedure below.

The vector database consists of embedding vectors with actual users $D \in \mathbb{R}^{n_0 \times m}$: n user vectors of size m , that also appear as a pre-computing embeddings database in the recommendation system domain [46]. To reduce the computational time, we randomly select $n_0 \ll n$ that is significantly smaller than the whole set of users. In our experiments, $n_0 = 100$ users for a dataset of $n = 5000$ users is enough for aggregation to perform well.

An update of the database happens daily, to account for new events, such as transactions, as typical user performs no more than three transactions per day. An RNN-based model there can easily be updated without rerunning the model on the whole event sequence by using the current embedding as an input.

The external context vector can be independent and same for all users (mean aggregation) or dependent from user embedding and different for all users (attention aggregation) of the specific user embeddings. In the first case, we easily aggregate vectors of selected users in a single vector \mathbf{g} and use it throughout the day. In the second case, we compute the necessary aggregation on request with a single attention layer. In both cases, we have a linear in the n_0 procedure.

The concluding prediction takes a close time to the usual prediction, as we concatenate the external context embedding and a user-local embedding and process it with a linear or a gradient boosting layer.

So, our method is easy to develop and fast to employ in real-life environments with little computational overhead.

4 Results

In this section, we describe the results of experiments on obtaining an external context representation and using it to improve existing models.

4.1 Methods

In the experiments, we consider three types of methods: the one without external context inclusion and unlearnable and learnable approaches to aggregate information from other event sequences. A conventional CoLES encoder [2] provides strong performance in the considered problems, so we use it in the case without adding external context information (*Without context*). For aggregation approaches, all learnable parts of these methods come from this CoLES pipeline with fixed original encoders. We investigated the following types of aggregation of representations to obtain a context vector:

- straightforward aggregation methods: Averaging (*Mean*), Maximization (*Max*) poolings;

- methods inspired by Hawkes process: Exponential Hawkes (*Exp Hawkes*), Exponential learnable Hawkes (*Learnable exp Hawkes**);
- attention-based aggregation methods: Attention mechanism without learning (*Attention*), with learning (*Learnable attention**), Attention with symmetric matrix (*Symmetrical attention**), Kernel attention (*Kernel attention**);
- combined methods: Hawkes with attention (*Attention Hawkes*).

All learnable methods are marked with the asterisk sign "**".

4.2 Validation

Procedure. We consider two types of downstream problems: local and global, defined for a current timestamp for a client or for an event sequences as a whole correspondingly. More detailed problem definitions are in Subsection 3.4. For global validation, we follow the procedure described in [2]. There, self-supervised learning is followed by adding a gradient boosting on top of learned embedding features. We use the same hyperparameters for the boosting model. A more common for computer vision [18] linear probing instead of boosting probing performs worse, so the experiments use the latter one. For local validation, we use the procedure described in the corresponding section 3.4. All results were averaged across 3 separate training runs for pre-trained encoder models.

Datasets. To compare the models and methods, we work with three open samples of transactional data: Churn, Default and HSBC. Details on the datasets are in Appendix C

4.3 Main results

The results for the Churn, Default, and HSBC datasets are presented in Figure 4. Also, Figure 1 summarizes these results by presenting ranks of all methods averaged by the mean ROC-AUC metric for all datasets. Results for two additional non-financial datasets are provided in Appendix E. We also provide more detailed experiment metrics and rank data results in Table 4 in Appendix D and and Table 4 in Appendix D.

External context improves metrics in most cases. This is especially noticeable in the balanced Churn sample. In the unbalanced Default and HSBC samples, contextual representations also help models solve local and global problems, but this is not as explicit as in the case of a balanced dataset. Figures also allows us to note, that aggregation methods provides less variation among different seeds, thus, the produced models are more robust.

According to Figure 1 and Table 5, the best method is the Kernel attention, which performs best or is near the best for all tasks. However, all attention-based methods with learnable parts (Learnable attention, Symmetrical attention, Kernel attention) often end up among the leaders, especially in the event-type prediction task. It is natural, as attention-based probing often leads to stronger models that account for more intricate connections between users.

On the other hand, approaches inspired by the Hawkes process (Exp Hawkes, Exp learnable Hawkes, Attention Hawkes) show inferior results even though these methods take into account the temporal distance of sequence embeddings and, because of this, should respond better to local temporal changes in the data. So, accounting for diverse time differences in the context of conditional

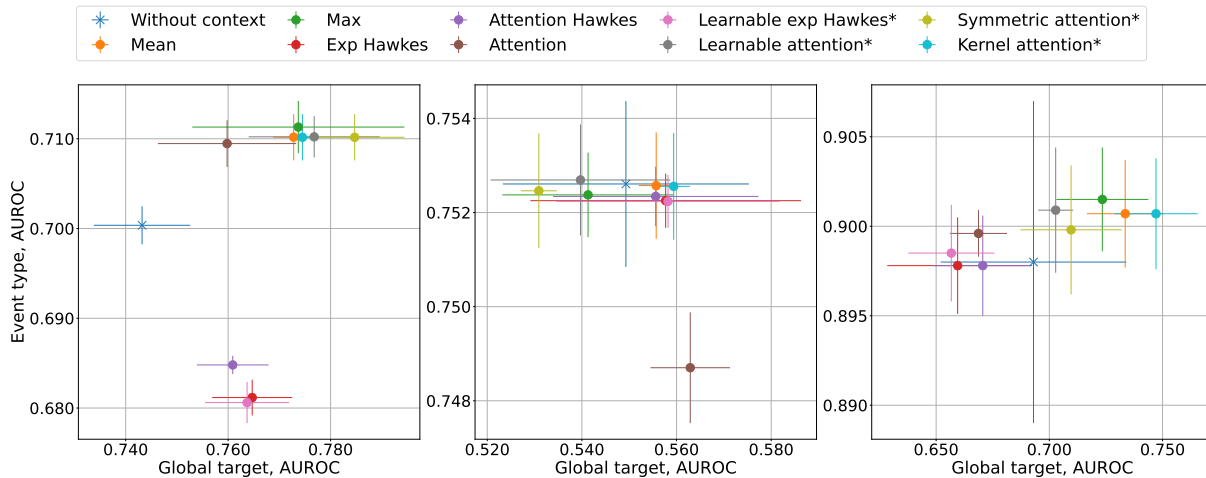


Figure 4: Quality of the models regarding their global and local properties on the *Churn* dataset (left), *Default* dataset (central), and *HSBC* dataset (right). The x -axis corresponds to the global validation ROC-AUC, while the y -axis shows the next event type prediction ROC-AUC. Thus, the upper and righter the dot is, the better the model is. A dot in the plot is mean, and lines are std for experiments with 3 seeds.

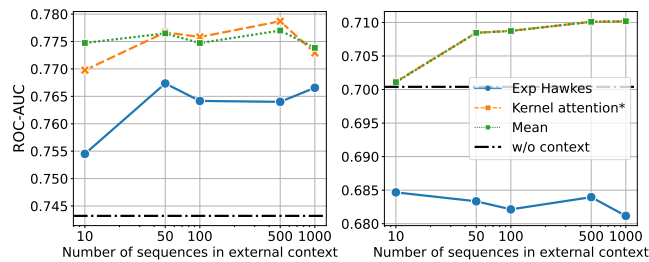


Figure 5: Dependencies between the number of event sequences in external context and for the global target (left) and event type (right) ROC-AUC for *Churn* dataset.

intensity modelling, given the history of events, remains open for the task of external context addition and requires further research.

Among the methods without learnable parts (Mean, Max, Attention, Exp Hawkes, Attention Hawkes), the Mean and Max methods perform best in local and global validation tasks – in this case, we can capture average external context, which also should be helpful to specific prediction tasks. So, default methods of aggregation can be reasonable in the absence of computational resources. However, the better choice is to build an external context accounting method with learnable parts, like *Kernel attention*.

4.4 Dependence on the number of external sequences

To show how the number of users influences the construction of external context aggregation, we measured how the quality of applied tasks changes depending on the change. Considered context sizes included 10, 50, 100, 500 and 1000 external sequences. In this experiment, we select the users whose last event was the most recent for the considered time point. There, the results are for the

Table 1: Time of different training stages for *Churn* dataset, minutes

Train Stage	Mean	Exp. Hawkes	Kernel attention	Symm. attention
Pretrain CoLES SSL			8.295	
Pretrain Pool SSL	-	-	7.541	7.664
Fine-tune, freeze	7.276	9.326	11.524	10.131
Fine-tune, unfreeze	15.04	19.874	20.286	19.203

best approaches from each cohort: from the pooling methods, it was the Max; from the attention-based methods – our best Kernel attention, and from methods inspired by the Hawkes method – Exp Hawkes.

The results for the *Churn* dataset are presented in Figure 5. The increase in the number of users positively affects the quality of global target and event-type prediction tasks. This statement is not valid for the Exp Hawkes method in the event type prediction task, but as stated above, the Hawkes method group did not work for us. On the other hand, 500 sequences in a context should be enough for the performance sufficiently close to the top one.

4.5 Fine-tuning backbone for local validation

To improve the quality of our aggregation methods, we unfreeze the backbone in the process of model head event type prediction training. This procedure runs only for the local validation because using a differentiable linear head instead of gradient boosting significantly decreases the quality of the global validation task. We compare training the neural network in two modes: training both the encoder and head (unfreeze mode) and training only the head with a frozen encoder, as in all experiments before.

The results are presented in Figure 6. Unfreezing of the encoder increases the quality of pooling aggregation, especially for the

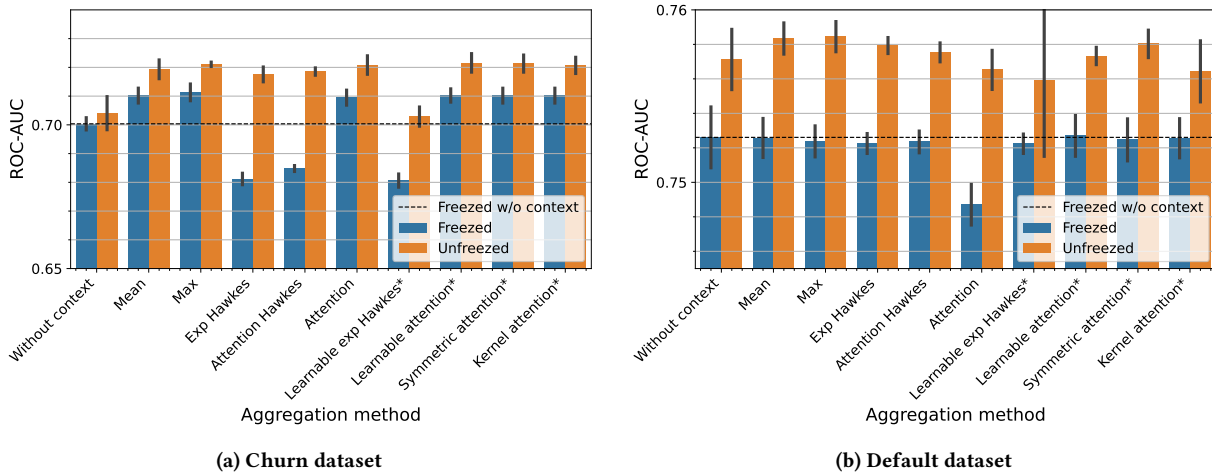


Figure 6: ROC-AUC for the task next event type prediction with and without fine-tuning encoder.

Churn dataset. Besides, the ROC-AUC of all pooling grew substantially compared the encoder without external context.

4.6 Computational overhead for the external aggregation

As discussed in Section 3.5, during Inference, the inclusion of external context leads to minor computational overhead if an overall procedure is implemented properly. However, during training, additional expenses can outweigh potential benefits.

We measured the time required to complete four different training stages.

- *Pretrain CoLES SSL* is training encoder with self-supervised loss. In this stage, we get a pre-trained encoder for getting only local representation vectors.
- *Pretrain Pool SSL* is training pooling learnable parameters only for learnable pooling methods with self-supervised loss. In this stage, we get a pre-trained encoder with pooling layers for getting both local and external representation vectors.
- *Fine-tune, freeze and Fine-tune, unfreeze* is training head over freezed or unfreezed backbone with pooling on the next event prediction task, respectively. In this stage, we train the head of the encoder for the local validation task.

The first stage *Pretrain CoLES SSL* is exactly the training of a basic model, all others are additional costs that can be required to use external aggregation approaches.

The training time in minutes is in Table 1. We see, that all training time are comparable, while additional training with unfreezing requires significant additional resource, while simultaneously boosting the model quality.

5 Conclusion and discussions

We consider creating representations for transaction sequences, which are nonuniform event sequences. Our main contribution is the introduced methods for incorporating external contextual information, which enhance the quality of existing approaches and foundational solutions. We believe these aggregations can represent

the both external context information, for example, macroeconomic parameters [5] and behaviour of close users. The paper considers a range of methods for such aggregations based on pooling, attention mechanisms, and those inspired by the self-exciting temporal point process.

The representations obtained using the addition of external context vectors are of better quality for applied problems, particularly those in the bank transaction data domain and churn, credit scoring, and fraud detection tasks. The most effective results were achieved using a trainable attention mechanism, which identifies the clients closest to the user under consideration. In particular, the Kernel attention method was the best among all the considered methods. Mean and Max aggregations also show good results without requiring additional learning. Further improvement can be achieved by fine-tuning the model to better suit the aggregation pipeline.

The proposed pipeline is easy to include in large-scale industrial data processing, as the computational overhead for the introduced methods is negligible. We provide code for replicating the conducted experiments that can be easily included in existing open packages.

Although this work presents a broad comparative analysis of various methods of adding context information, considering diverse ideas, and testing them on diverse datasets and corresponding problems, we believe that further developments in this area would benefit the industrial and scientific communities. First, a broader range of aggregation methods makes sense in this problem statement. This is also true for their training. Another important question is how to define the best aggregation method for a specific dataset. A high-level split would include two options: we design a single context for all users, or we create a specific context vector for each user. The experiments provided showed that while the second option with Kernel attention improves the quality, the improvement, if compared to pooling, can be marginal. Another possible area for growth is a more accurate incorporation of Hawkes-process-based methods into the aggregation pipeline: our implementation led to unstable or inferior results for them while existing results suggest that better implementation could exist.

References

- [1] Maher Ala'raj, Maysam F Abbod, Munir Majdalawieh, and Luay Jum'a. 2022. A deep learning model for behavioural credit scoring in banks. *Neural Computing and Applications* (2022), 1–28.
- [2] D. Babaev et al. 2022. CoLES: Contrastive Learning for Event Sequences with Self-Supervision. In *Proceedings of the 2022 International Conference on Management of Data*.
- [3] Dmitrii Babaev, Maxim Savchenko, Alexander Tuzhilin, and Dmitrii Umerenkov. 2019. ET-RNN: Applying deep learning to credit loan applications. In *Proceedings of the 25th ACM SIGKDD international conference on knowledge discovery & data mining*. 2183–2190.
- [4] Alexandra Bazarova, Maria Kovaleva, Ilya Kuleshov, Evgenia Romanenkova, Alexander Stepikin, Aleksandr Yugay, Dzhambulat Mollaev, Ivan Kireev, Andrey Savchenko, and Alexey Zaytsev. 2025. Learning transactions representations for information management in banks: Mastering local, global, and external knowledge. *International Journal of Information Management Data Insights* 5, 1 (2025), 100323.
- [5] M. Begicheva and A. Zaytsev. 2021. Bank transactions embeddings help to uncover current macroeconomics. In *2021 20th IEEE International Conference on Machine Learning and Applications (ICMLA)*.
- [6] Rejwan Bin Sulaiman, Vitaly Schetinin, and Paul Sant. 2022. Review of machine learning approach on credit card fraud detection. *Human-Centric Intelligent Systems* 2, 1–2 (2022), 55–68.
- [7] Y-Lan Boureau, Jean Ponce, and Yann LeCun. 2010. A theoretical analysis of feature pooling in visual recognition. In *Proceedings of the 27th international conference on machine learning (ICML-10)*. 111–118.
- [8] Mathilde Caron, Hugo Touvron, Ishan Misra, Hervé Jégou, Julien Mairal, Piotr Bojanowski, and Armand Joulin. 2021. Emerging properties in self-supervised vision transformers. In *Proceedings of the IEEE/CVF international conference on computer vision*. 9650–9660.
- [9] Edgar Ceh-Varela, Huiping Cao, and Hady W Lauw. 2022. Performance evaluation of aggregation-based group recommender systems for ephemeral groups. *ACM Transactions on Intelligent Systems and Technology (TIST)* 13, 6 (2022), 1–26.
- [10] Ting Chen, Simon Kornblith, Mohammad Norouzi, and Geoffrey Hinton. 2020. A simple framework for contrastive learning of visual representations. In *International conference on machine learning*. PMLR, 1597–1607.
- [11] Abir De, Isabel Valera, Niloy Ganguly, Sourangshu Bhattacharya, and Manuel Gomez-Rodriguez. 2016. Learning and forecasting opinion dynamics in social networks. In *Proceedings of the 30th International Conference on Neural Information Processing Systems (Barcelona, Spain) (NIPS'16)*. Curran Associates Inc., Red Hook, NY, USA, 397–405.
- [12] Abir De, Isabel Valera, Niloy Ganguly, Sourangshu Bhattacharya, and Manuel Gomez Rodriguez. 2016. Learning and forecasting opinion dynamics in social networks. *Advances in neural information processing systems* 29 (2016).
- [13] S. Deldari et al. 2021. Time series change point detection with self-supervised contrastive predictive coding. In *Proceedings of the Web Conference 2021*.
- [14] S Haleh S Dizaji, Saeid Pashazadeh, and Javad Musevi Niya. 2022. A Comparative Study of Some Point Process Models for Dynamic Networks. *Complexity* 2022, 1 (2022), 1616116.
- [15] Mehrdad Farajtabar, Nan Du, Manuel Gomez Rodriguez, Isabel Valera, Hongyuan Zha, and Le Song. 2014. Shaping social activity by incentivizing users. *Advances in neural information processing systems* 27 (2014).
- [16] Mehrdad Farajtabar, Yichen Wang, Manuel Gomez-Rodriguez, Shuang Li, Hongyuan Zha, and Le Song. 2017. Coevolve: A joint point process model for information diffusion and network evolution. *Journal of Machine Learning Research* 18, 41 (2017), 1–49.
- [17] Ashraf Ghiye, Baptiste Barreau, Laurent Carlier, and Michalis Vazirgiannis. 2023. Adaptive Collaborative Filtering with Personalized Time Decay Functions for Financial Product Recommendation. In *Proceedings of the 17th ACM Conference on Recommender Systems (Singapore, Singapore) (RecSys '23)*. Association for Computing Machinery, New York, NY, USA, 798–804. <https://doi.org/10.1145/3604915.3608832>
- [18] Jean-Bastien Grill, Florian Strub, Florent Alché, Corentin Tallec, Pierre Richemond, Elena Buchatskaya, Carl Doersch, Bernardo Avila Pires, Zhaohan Guo, Mohammad Gheshlaghi Azar, et al. 2020. Bootstrap your own latent—a new approach to self-supervised learning. *Advances in neural information processing systems* 33 (2020), 21271–21284.
- [19] Lei Guo, Hongzhi Yin, Qinyong Wang, Bin Cui, Zi Huang, and Lizhen Cui. 2020. Group recommendation with latent voting mechanism. In *2020 IEEE 36th International Conference on Data Engineering (ICDE)*. IEEE, 121–132.
- [20] A. G. Hawkes. 1971. Spectra of some self-exciting and mutually exciting point processes. *Biometrika* 58, 1 (1971), 83–90.
- [21] Alan G Hawkes. 2018. Hawkes processes and their applications to finance: a review. *Quantitative Finance* 18, 2 (2018), 193–198.
- [22] Sepp Hochreiter and Jürgen Schmidhuber. 1997. Long short-term memory. *Neural computation* 9, 8 (1997), 1735–1780.
- [23] Elad Hoffer and Nir Ailon. 2015. Deep metric learning using triplet network. In *Similarity-Based Pattern Recognition: Third International Workshop, SIMBAD 2015, Copenhagen, Denmark, October 12-14, 2015. Proceedings* 3. Springer, 84–92.
- [24] Shenyang Huang, Farimah Poursafaei, Jacob Danovitch, Matthias Fey, Weihua Hu, Emanuele Rossi, Jure Leskovec, Michael Bronstein, Guillaume Rabusseau, and Reihaneh Rabbany. 2024. Temporal graph benchmark for machine learning on temporal graphs. *Advances in Neural Information Processing Systems* 36 (2024).
- [25] Gourav Jain, Tripti Mahara, and S.C. Sharma. 2023. Performance Evaluation of Time-based Recommendation System in Collaborative Filtering Technique. *Procedia Computer Science* 218 (2023), 1834–1844. <https://doi.org/10.1016/j.procs.2023.01.161> International Conference on Machine Learning and Data Engineering.
- [26] Ashish Jaiswal, Ashwin Ramesh Babu, Mohammad Zaki Zadeh, Debapriya Banerjee, and Fillia Makedon. 2020. A survey on contrastive self-supervised learning. *Technologies* 9, 1 (2020), 2.
- [27] Guolin Ke, Qi Meng, Thomas Finley, Taifeng Wang, Wei Chen, Weidong Ma, Qiwei Ye, and Tie-Yan Liu. 2017. Lightgbm: A highly efficient gradient boosting decision tree. *Advances in neural information processing systems* 30 (2017), 3146–3154.
- [28] Thomas N Kipf and Max Welling. 2022. Semi-Supervised Classification with Graph Convolutional Networks. In *International Conference on Learning Representations*.
- [29] Meng Liu, Ke Liang, Yawei Zhao, Wenxuan Tu, Sihang Zhou, Xinbiao Gan, Xinwang Liu, and Kunlun He. 2024. Self-supervised temporal graph learning with temporal and structural intensity alignment. *IEEE Transactions on Neural Networks and Learning Systems* (2024).
- [30] Xiao Liu, Fanjin Zhang, Zhenyu Hou, Li Mian, Zhaoyu Wang, Jing Zhang, and Jie Tang. 2023. Self-Supervised Learning: Generative or Contrastive. *IEEE Transactions on Knowledge and Data Engineering* 35, 1 (2023), 857–876. <https://doi.org/10.1109/TKDE.2021.3090866>
- [31] Dmitry Osin, Igor Udovichenko, Viktor Moskvoretiskii, Egor Shvetsov, and Evgeny Burnaev. 2024. EBES: Easy Benchmarking for Event Sequences. *arXiv preprint arXiv:2410.03399* (2024).
- [32] Francesco Sanna Passino and Nicholas A Heard. 2023. Mutually exciting point process graphs for modeling dynamic networks. *Journal of Computational and Graphical Statistics* 32, 1 (2023), 116–130.
- [33] Jeffrey Pennington, Richard Socher, and Christopher D Manning. 2014. Glove: Global vectors for word representation. In *Proceedings of the 2014 conference on empirical methods in natural language processing (EMNLP)*. 1532–1543.
- [34] Oleksandr Shchur, Ali Caner Türkmen, Tim Januschowski, and Stephan Günnemann. 2021. Neural temporal point processes: A review. *arXiv preprint arXiv:2104.03528* (2021).
- [35] Oleksandr Shchur, Ali Caner Türkmen, Tim Januschowski, and Stephan Günnemann. 2021. Neural Temporal Point Processes: A Review. In *Proceedings of the Thirtieth International Joint Conference on Artificial Intelligence, IJCAI-21, Zhi-Hua Zhou (Ed.)*. International Joint Conferences on Artificial Intelligence Organization, 4585–4593. <https://doi.org/10.24963/ijcai.2021/623> Survey Track.
- [36] Valentina Shumovskaia, Kirill Fedyanin, Ivan Sukharev, Dmitry Berestnev, and Maxim Panov. 2021. Linking bank clients using graph neural networks powered by rich transactional data. *International Journal of Data Science and Analytics* 12, 2 (2021), 135–145.
- [37] Lyn C Thomas. 2000. A survey of credit and behavioural scoring: forecasting financial risk of lending to consumers. *International journal of forecasting* 16, 2 (2000), 149–172.
- [38] Ashish Vaswani, Noam Shazeer, Niki Parmar, Jakob Uszkoreit, Llion Jones, Aidan N Gomez, Łukasz Kaiser, and Illia Polosukhin. 2017. Attention is all you need. *Advances in neural information processing systems* 30 (2017).
- [39] Petar Veličković, Guillem Cucurull, Arantxa Casanova, Adriana Romero, Pietro Liò, and Yoshua Bengio. 2018. Graph Attention Networks. In *International Conference on Learning Representations*.
- [40] Shoujin Wang, Longbing Cao, Yan Wang, Quan Z. Sheng, Mehmet A. Orgun, and Defu Lian. 2021. A Survey on Session-based Recommender Systems. *ACM Comput. Surv.* 54, 7, Article 154 (July 2021), 38 pages. <https://doi.org/10.1145/3465401>
- [41] Chaolun Xia, Xiaohong Jiang, Sen Liu, Zhaobo Luo, and Zhang Yu. 2010. Dynamic item-based recommendation algorithm with time decay. In *2010 Sixth International Conference on Natural Computation*, Vol. 1. 242–247. <https://doi.org/10.1109/ICNC.2010.5582899>
- [42] Jinming Xing, Ruilin Xing, and Yan Sun. 2024. Comparative Analysis of Pooling Mechanisms in LLMs: A Sentiment Analysis Perspective. *arXiv preprint arXiv:2411.14654* (2024).
- [43] Siqiao Xue, Xiaoming Shi, Zhixuan Chu, Yan Wang, Fan Zhou, Hongyan Hao, Caigao Jiang, Chen Pan, Yi Xu, James Y Zhang, et al. 2023. EasyTPP: Towards open benchmarking the temporal point processes. *arXiv preprint arXiv:2307.08097* (2023).
- [44] Junchi Yan. 2019. Recent advance in temporal point process: from machine learning perspective. *SJTU Technical Report* (2019).
- [45] Zhihan Yue, Yujing Wang, Juanyong Duan, Tianmeng Yang, Congrui Huang, Yunhai Tong, and Bixiong Xu. 2022. Ts2vec: Towards universal representation of time series. In *Proceedings of the AAAI Conference on Artificial Intelligence*, Vol. 36.

8980–8987.

- [46] Valentina Zanardi and Licia Capra. 2011. Dynamic updating of online recommender systems via feed-forward controllers. In *Proceedings of the 6th International Symposium on Software Engineering for Adaptive and Self-Managing Systems*. 11–19.
- [47] Alexey Zaytsev, Alex Natekin, Evgeni Vorsin, Valerii Smirnov, Georgii Smirnov, Oleg Sidorshin, Alexander Senin, Alexander Dudin, and Dmitry Berestnev. 2023. Designing an attack-defense game: how to increase robustness of financial transaction models via a competition. *arXiv preprint arXiv:2308.11406* (2023).
- [48] J. Zbontar et al. 2021. Barlow twins: Self-supervised learning via redundancy reduction. In *International Conference on Machine Learning*. PMLR.
- [49] Kexin Zhang, Qingsong Wen, Chaoli Zhang, Rongyao Cai, Ming Jin, Yong Liu, James Y Zhang, Yuxuan Liang, Guansong Pang, Dongjin Song, et al. 2024. Self-supervised learning for time series analysis: Taxonomy, progress, and prospects. *IEEE Transactions on Pattern Analysis and Machine Intelligence* (2024).
- [50] Qiang Zhang, Aldo Lipani, Omer Kirnap, and Emine Yilmaz. 2020. Self-attentive Hawkes process. In *International conference on machine learning*. PMLR, 11183–11193.
- [51] V. Zhuzhel et al. 2023. Continuous-time convolutions model of event sequences. *arXiv preprint arXiv:2302.06247* (2023).

A Hawkes-process inspired methods

The original Hawkes process is described by the following formula for the conditional intensity function $\lambda_u(t)$:

$$\begin{aligned}\lambda_u(t) &= \mu_u(t) + \sum_v b_{uv} \sum_{e_i \in \mathcal{H}_v(t)} \kappa(t - t_i) = \\ &= \mu_u(t) + \sum_v \sum_{e_i \in \mathcal{H}_v(t)} b_{uv} \kappa(t - t_i),\end{aligned}$$

where the first term, $\mu_u(t)$, models the current event sequence behaviour, and the second term, with f_{uv} models interaction between sequence u and sequence v , $\kappa(t - t_i)$ is a kernel function of time, usually exponential. $e_i \in \mathcal{H}_v(t)$ are all events from sequence v before time t .

In the original Hawkes process, events from one sequence have the same type. In our case, this is not true. Also, as we work not with original sequences but with their representations, we can simplify the equation:

$$\lambda_u(t) = \mu_u + \sum_v b(\mu_u, \mu_v) \kappa(t - t_v).$$

Here, μ_u is a representation vector of the sequence under consideration, μ_v is a representation vector of the sequence from the training dataset, and t_v is the time moment of the last event in the v sequence at the current time point, and b and κ are learnable kernels. The second term in the equation is the target external representation.

In our notation, the equation can be rewritten:

$$\mathbf{g}_t = b(X, \mathbf{h}_t) \cdot \kappa(t \cdot \mathbf{1} - \mathbf{T}),$$

where \mathbf{T} is a vector of last event times in X for the current time t .

We simplify this general formulation to a set of different special cases. Mostly, this step is taken due to the instability of learning in a general case. The different variations of the presented formulation of the problem are enumerated below.

Exponential Hawkes. In this simple variation of the Hawkes method, we use an exponential kernel for time transformation and identical transformation for matrix X .

$$\mathbf{g}_t = X \exp(-(t \cdot \mathbf{1} - \mathbf{T})). \quad (5)$$

In this case, we weigh the vectors from X with exponential time-dependent weights.

Learnable exponential Hawkes

The learnable transformation was used in this method. Firstly, we concatenate each vector from X with \mathbf{h}_t and get matrix $Y \in \mathbb{R}^{2m \times n}$. Secondly, we pass the concatenated matrix through feed-forward neural network $\phi_{\text{NN}}(\cdot)$ and get the matrix $X' \in \mathbb{R}^{m \times n}$.

$$\begin{aligned}\mathbf{g}_t &= \phi_{\text{NN}}(\text{concatenate}(X, \mathbf{h}_t)) \exp(-(t \cdot \mathbf{1} - \mathbf{T})) = \\ &= \phi_{\text{NN}}(Y) \exp(-(t \cdot \mathbf{1} - \mathbf{T})) = \\ &= X' \exp(-(t \cdot \mathbf{1} - \mathbf{T})).\end{aligned}$$

Here, we additionally consider the dependencies between the current embedding vector and embedding vectors from the dataset.

Learnable Hawkes. This variation of the method is learnable. The embeddings transformation works exactly the same way as in the previous exponential learnable Hawkes method, but here we also add a learnable transformation for times deltas using a feed-forward neural network $\kappa_{\text{NN}}(\cdot)$.

$$\mathbf{g}_t = \phi_{\text{NN}}(\text{concatenate}(X, \mathbf{h}_t)) \kappa_{\text{NN}}(t\mathbf{1} - \mathbf{T}).$$

This method shows instability during learning, as the loss tends to go to infinity. So, it requires more in-depth study, and its results are not presented in this work.

Attention Hawkes. In this method, we combine the usual exponential Hawkes and the attention methods:

$$\mathbf{g}_t = X \text{softmax}(X^T \mathbf{h}_t) \exp(-(t \cdot \mathbf{1} - \mathbf{T})), \quad (6)$$

This approach has double weighting: the first accounts for user similarity, and the second accounts for the time delta.

B Implementation details

Backbone pretrain. In this research, the pipeline follows that of the pytorch-lifestream package, which contains an implementation of the CoLES model. Following their original article, we use an LSTM block with a hidden layer dimension of 1024 for the Churn and HSBC datasets. For Default, absent in that article, we select GRU with a hidden size of 800 that provides competitive results on numerical experiments. The models were trained for 60 epochs with a batch size of 128. The model takes two features as input: MCCs and amounts of transactions. As MCC is a categorical variable, we use its embedding of size $d_{\text{mcc}} = 24$ for Churn and HSBC or 16 for Default.

Learnable aggregations. The learnable attention matrix A from the learnable attention method, the learnable matrix S from the symmetrical attention method, and the learnable functions $\phi(*)$ and $\phi_{\text{NN}}(*)$ from the kernel attention and exponential learnable Hawkes methods were trained in the CoLES learning pipeline with fixed encoder.

For the $S \in \mathbb{R}^{r \times m}$ matrix, internal size r was taken to be equal to 100. For the learnable functions $\phi(*)$ and ϕ_{NN} , we use a two-layer neural network with a hidden size equal to 100.

In the CoLES pipeline, all the learnable elements were trained for 60 epochs with a batch size 128.

A model using external information requires considerable computing resources since it needs to store local representations of all users from the training set for all time points. Due to available memory requirements, we use only a random part of the set of local

Table 2: Basic statistics for used datasets

	Churn	Default	HSBC
Number of transactions	490K	2M	234K
Min. length of sequences	1	300	1
Max. length of sequences	784	300	2467
Median length of sequences	83	300	40
Number of MCC codes	344	309	307
Class imbalance	0.55 : 0.45	0.04 : 0.96	0.08 : 0.92

representations: for the Churn dataset, the number of clients to train in all experiments was 1000; for the Default dataset, 300; and for HSBC, 1000.

Validation. For the global validation task, we train the LGBM model with 500 estimators, learning rate equal to 0.02, regularization coefficients for l_1 and l_2 regularization equal to 1. For the local validation task, we train linear head over encoder. There, the hyperparameters are the following: window size equal to 32, stride equal to 16, batch size equal to 512, and a maximum number of epochs equal to 20 for Churn and Default datasets and 10 for HSBC dataset, learning rate equals to 0.001, optimizer is Adam. The local task validation was conducted in two modes: freeze and unfreeze. In freeze mode, we train only the local validation head without updating encoder weights. In unfrozen mode, we train both the encoder and head parts on the neural networks.

C Description of datasets

Churn dataset contains transactional data of bank customers and has been used previously [2]. For global validation, it is proposed that the problem of binary client classification be solved depending on whether the client left the bank (churn case). The classes here are almost balanced.

Default dataset [4] also contains transactional data of bank customers. For global validation, it is proposed that the problem of binary classification of clients be solved depending on whether the client could repay the loan to the bank. There is a significant class imbalance in this sample. Unlike most other open transaction data in this dataset, the target variable is close to a real business problem, namely future credit default identification in credit scoring.

HSBC dataset [4] originates from a competition on the fraud identification task. Each transaction in the dataset has a mark that indicates whether this transaction was made by the client personally or maliciously. We add the global target, which identifies whether at least one transaction in sequence was fake for each user. With fewer identified fraudulent transactions, the target labels are imbalanced, similarly to *Default*.

Table 2 summarizes the main characteristics of the dataset.

Table 3: ROC AUC \uparrow metric for Dunnhumby and Assessment datasets

	Dunnhumby Event type	Assessment	
		Event type	Global Target
Without context	0.762±0.002	0.859±0.002	0.871±0.018
Max	0.763±0.001	0.858±0.002	0.996±0.001
Mean	0.763±0.002	0.859±0.002	0.996±0.001
Exp Hawk.	0.763±0.001	0.859±0.002	0.996±0.001
Attention Hawk.	0.762±0.001	0.859±0.002	0.996±0.001
Attention	0.760±0.001	0.860±0.003	0.996±0.001
Learn. exp Hawk.*	0.748±0.011	0.826±0.035	0.996±0.001
Learnable atten.*	0.763±0.002	0.859±0.002	0.996±0.001
Symmetric atten.*	0.763±0.002	0.859±0.002	0.996±0.001
Kernel atten.*	0.763±0.002	0.859±0.002	0.996±0.001

D Detailed metrics for main experiments

Here, we provided an expanded version of the results for financial datasets with additional metrics. ROC AUC and PR AUC values are available in Table 4.

Precise metrics and measurements of PR AUC values confirm our finding from the main part. We also complement these results with ranks of the considered approach and their average in Table 5. They also confirm the lead of *Kernel attention*, while simpler approaches like *Mean* provide a strong alternative.

E Non-financial domain dataset

We also conducted experiments for several non-transactional datasets.

Dunnhumby-Carbo. This dataset includes transactional data of households in a retail store. It contains more than 500k transactions over two years.

For this dataset, we consider only the next event-type prediction task. Results are presented in the Table 3. Mean, max and different variations of the learnable attention methods outperform the baseline, while differences are pretty small – we assume, that the data nature prevents us from significantly benefiting from aggregation.

Assessment. The dataset contains the history of children’s gameplay data. It consists of 12M gameplay events combined into 330K gameplays representing 18K children, but only 17.7K gameplays are labelled. Each gameplay event is characterized by a timestamp, an event code, an incremental counter of events within a game session, the time since the start of the game session, etc.

For this dataset, we have considered two tasks. The first is the next-event type prediction, and the second is the prediction of the in-game assessment results. For the second task, the target is one of four grades, with proportions of 0.50, 0.24, 0.14, and 0.12. For the first task, we use the full dataset for validation, and for the second, only its labelled part.

For external information aggregation, we consider each gameplay as a separate user.

Results are also presented in Table 3. All aggregation techniques provide a significant boost for global target validation but a very insignificant difference for the next event-type prediction task. This can be explained by the fact that different children play individually; that is, they do not interact in any way and do not influence each other during the game. Therefore, the results of the event type

Metric	ROC-AUC \uparrow			PR-AUC \uparrow		
	Churn	Default	HSBC	Churn	Default	HSBC
<i>Global target</i>						
Without context	0.7432 \pm 0.009	0.5493 \pm 0.026	0.693 \pm 0.041	0.7922 \pm 0.014	0.058 \pm 0.02	0.154 \pm 0.02
Mean	0.7728 \pm 0.004	0.5557 \pm 0.004	<u>0.7335 \pm 0.017</u>	0.8277 \pm 0.003	0.0564 \pm 0.009	<u>0.2368 \pm 0.038</u>
Max	0.7737 \pm 0.021	0.5413 \pm 0.018	<u>0.7234 \pm 0.02</u>	0.8184 \pm 0.032	0.0494 \pm 0.005	0.2058 \pm 0.022
Exp Hawkes	0.7647 \pm 0.008	0.5577 \pm 0.029	0.6595 \pm 0.031	0.814 \pm 0.009	<u>0.0708 \pm 0.039</u>	0.1389 \pm 0.018
Attention Hawkes	0.7609 \pm 0.007	0.5556 \pm 0.022	0.6706 \pm 0.022	0.7963 \pm 0.009	0.0625 \pm 0.024	0.331 \pm 0.312
Attention	0.7598 \pm 0.014	0.5629 \pm 0.008	0.6687 \pm 0.013	0.8085 \pm 0.017	0.0503 \pm 0.005	0.1472 \pm 0.021
Learnable exp Hawkes*	0.7637 \pm 0.008	0.5582 \pm 0.024	0.6567 \pm 0.019	0.812 \pm 0.008	0.0613 \pm 0.025	0.1282 \pm 0.006
Learnable attention*	0.7768 \pm 0.013	0.5397 \pm 0.019	0.7028 \pm 0.008	<u>0.8303 \pm 0.013</u>	0.0727 \pm 0.032	0.2104 \pm 0.014
Symmetric attention*	0.7847 \pm 0.01	0.5309 \pm 0.004	0.7096 \pm 0.022	0.8353 \pm 0.005	0.055 \pm 0.008	0.2318 \pm 0.006
Kernel attention*	<u>0.7745 \pm 0.003</u>	<u>0.5594 \pm 0.003</u>	0.7471 \pm 0.018	0.8243 \pm 0.002	0.0573 \pm 0.003	0.2248 \pm 0.035
<i>Event type</i>						
Without context	0.7004 \pm 0.002	<u>0.7526 \pm 0.002</u>	0.898 \pm 0.009	0.2033 \pm 0.003	0.2644 \pm 0.001	0.824 \pm 0.007
Mean	<u>0.7102 \pm 0.003</u>	0.7526 \pm 0.001	0.9007 \pm 0.003	<u>0.207 \pm 0.003</u>	<u>0.2656 \pm 0.001</u>	<u>0.8266 \pm 0.004</u>
Max	0.7113 \pm 0.003	0.7524 \pm 0.001	0.9015 \pm 0.003	0.2041 \pm 0.003	<u>0.2656 \pm 0.001</u>	0.8241 \pm 0.008
Exp Hawkes	0.6812 \pm 0.002	0.7523 \pm 0.001	0.8978 \pm 0.003	0.1919 \pm 0.002	<u>0.2656 \pm 0.001</u>	0.826 \pm 0.002
Attention Hawkes	0.6848 \pm 0.001	0.7523 \pm 0.001	0.8978 \pm 0.003	0.1905 \pm 0.002	<u>0.2656 \pm 0.001</u>	0.8255 \pm 0.002
Attention	0.7095 \pm 0.003	0.7487 \pm 0.001	0.8996 \pm 0.001	0.2055 \pm 0.003	0.2613 \pm 0.001	0.8274 \pm 0.002
Learnable exp Hawkes*	0.6806 \pm 0.002	0.7522 \pm 0.001	0.8985 \pm 0.003	0.1898 \pm 0.001	<u>0.2656 \pm 0.001</u>	0.8275 \pm 0.002
Learnable attention*	<u>0.7102 \pm 0.002</u>	0.7527 \pm 0.001	<u>0.9009 \pm 0.004</u>	<u>0.207 \pm 0.003</u>	0.2658 \pm 0.001	0.8272 \pm 0.004
Symmetric attention*	<u>0.7102 \pm 0.003</u>	0.7525 \pm 0.001	0.8998 \pm 0.004	0.2071 \pm 0.003	<u>0.2654 \pm 0.001</u>	0.8257 \pm 0.006
Kernel attention*	<u>0.7102 \pm 0.003</u>	<u>0.7526 \pm 0.001</u>	0.9007 \pm 0.003	<u>0.207 \pm 0.003</u>	<u>0.2656 \pm 0.001</u>	0.8268 \pm 0.004

Table 4: Quality metrics for global and local embedding validation results. All metrics in the Table should be maximized. The results are averaged by three runs and are given in the format *mean \pm std*. The best values are highlighted, and the second-best values are underlined.

Table 5: Summarized ranks (\downarrow) based on ROC-AUC metric for all the datasets. Smaller ranks are better. All metrics have been rounded to four decimal places before getting ranks. The best values are highlighted, the second-best values are underlined.

Dataset	Churn		Default		HSBC		Mean
	Event type	Global target	Event type	Global target	Event type	Global target	
Without context	7.0	10.0	<u>3.0</u>	7.0	8.0	6.0	6.833
Mean	<u>3.5</u>	5.0	<u>3.0</u>	5.0	3.5	<u>2.0</u>	3.667
Max	1.0	4.0	6.0	8.0	1.0	3.0	3.833
Exp Hawkes	9.0	6.0	7.5	4.0	9.5	9.0	7.500
Attention Hawkes	8.0	8.0	7.5	6.0	9.5	7.0	7.667
Attention	6.0	9.0	10.0	1.0	6.0	8.0	6.667
Learnable exp Hawkes*	10.0	7.0	9.0	3.0	7.0	10.0	7.667
Learnable attention*	<u>3.5</u>	<u>2.0</u>	1.0	9.0	<u>2.0</u>	5.0	3.750
Symmetric attention*	<u>3.5</u>	1.0	5.0	10.0	5.0	4.0	4.750
Kernel attention*	<u>3.5</u>	3.0	<u>3.0</u>	<u>2.0</u>	3.5	1.0	2.667

prediction task, which depends on the time component, remains unchanged. On the other hand, the change of metrics for the global target validation task may be due to the fact that this target is a grade for a game, and the addition of other people’s embeddings

allows comparing them. If the model can highlight the difference between the grades of the current person and the average grade, then the assessment of absolute values becomes easier to predict.