

Parameter estimation in a dynamic Chung-Lu random graph*

Rajat Subhra Hazra and Michel Mandjes[†]
Mathematical Institute, Leiden University, the Netherlands

Jiesen Wang

Korteweg-de Vries Institute for Mathematics, University of Amsterdam, the Netherlands
(Dated: February 18, 2025)

In this paper we consider a dynamic version of the Chung-Lu random graph in which the edges alternate between being present and absent. The main contribution concerns a technique by which one can estimate the underlying dynamics from partial information, in particular from snapshots of the total number of edges present. The efficacy of our inference method is demonstrated through a series of numerical experiments.

I. INTRODUCTION


Owing to their capability of modeling a broad spectrum of real-life systems, random graphs have become a key concept in complex network theory. In various application domains they are intensively used, prime examples including physical, social, economic, biological, communication, and transportation networks. Arguably the most fundamental random graph model is the one of Erdős-Rényi type, in which each of the vertex pairs is connected with a given probability, independently of any other vertex pair being connected.

Classically random graph models represent *static* objects, while in many real-life situations the network under study change in time. This has motivated the recent interest in developing dynamic versions of static random graph models, i.e., random graph models that stochastically evolve over time; see e.g. the methodology-oriented contributions [1–6], and [7–10] for papers in specific application domains. In [11] various dynamic versions of the classical Erdős-Rényi random graph are proposed, the most basic one being a mechanism in which each edge independently alternates between being present and absent, and where the corresponding on- and off-times are exponentially distributed. Another pioneering paper on dynamic random graphs is [12], considering dynamic counterparts of several static random graph models, including the Chung-Lu random graph [13] and the stochastic block model [14]. The latter two models have an important modelling advantage: while in the Erdős-Rényi framework all edges behave statistically identically, and hence one cannot enforce that there is more ‘clustering’ around specific vertices, the Chung-Lu random graph and the stochastic block model naturally incorporate such a heterogeneity. For a more detailed account

of the literature on dynamic versions of existing static random graph models, we refer to [12, §1].

In the recent literature there has been an increasing interest into the probabilistic analysis of various types of dynamic random graph models. Without pursuing to give an exhaustive account, we mention a few examples here. In [15] a theory of graphon-valued stochastic processes is developed, which lends itself for analyzing specific processes arising from population genetics. Reference [16] establishes a functional large deviations principle for the model proposed in [11], allowing the assessment of the probability of the dynamic Erdős-Rényi random graph attaining rare configurations — this paper extends the seminal work [17] for the static setting to its dynamic counterpart. In [18] a broad class of stochastic process models for dynamic networks is studied under minimal regularity conditions. We finally mention [19], modeling a SIR-type epidemic on a dynamic Erdős-Rényi random graph.

Another branch in the literature focuses on the estimation of the underlying stochastic mechanism, based on observations of the network. As our work primarily pertains to the Chung-Lu model, we provide a brief overview of such statistical techniques that are specifically designed for that subclass of random graph models. In the Chung-Lu model, a central role is played by the *degree sequence*: for any vertex $i = 1, \dots, N$ there is a target degree d_i . In the static case this concretely means that the random graph is sampled such that each of these N degree conditions is met *in expectation*. In [20] a technique is developed to estimate these d_i by observing the per-vertex degrees, one of the key contributions being asymptotic normality (as $N \rightarrow \infty$) of the estimator. Reference [12] considers parameter estimation in the dynamic counterpart of the Chung-Lu model. By observing each of the $N(N-1)/2$ edge processes over time, a maximum likelihood method is developed to infer the parameters underlying the per-edge dynamics. It is noted that in practice d_i is often a parametrized sequence, i.e., the d_i are given functions of a lower dimensional parameter vector. The quintessential example of this is the sequence $d_i = \theta (i/N)^{-1/(\gamma-1)}$, leading to the degree distribution having power-law decay [21, page 185], but other

* This research was supported by the European Union’s Horizon 2020 research and innovation programme under the Marie Skłodowska-Curie grant agreement no. 945045, and by the NWO Gravitation project NETWORKS under grant agreement no. 024.002.003. 

[†] MM is also affiliated with Korteweg-de Vries Institute for Mathematics, University of Amsterdam, the Netherlands.

parametrized sequences can be thought of as well.

We proceed by detailing this paper's main contributions. The goal of this work is to estimate parameters pertaining to the mechanism underlying the dynamic Chung-Lu random graph, where we let the degree sequence have a given (parametric) form. At a more detailed level, the key novelties are:

- Our estimator uses a ‘low amount of information’, in that we are just given snapshots of the *number of edges* at K points in time. We obtain an estimator of the model parameters, based on the method of moments, that we systematically test through a series of numerical experiments. It is empirically shown that the estimator is asymptotically normal as the number of snapshots K grows large, where for the specific case of exponentially distributed on- and off-times and equidistant sampling we point out how the parameters of the underlying multivariate Normal distribution are identified (in terms of the model parameters).
- Importantly, our setup differs significantly from the one proposed in [12] in two key respects. First, whereas we rely solely on snapshots of the number of edges, [12] requires more detailed information, specifically the continuous observation of each individual edge process. (Here we note that in [12] it was not assumed that the d_i followed a specific parametric form.)

Second, while in the mechanism studied in [12] the times that edges are present and absent are assumed to be exponentially distributed, our techniques can deal with in principle *any* on- and off-time distributions (from parametric families, that is). The key observation is that when the snapshots correspond to observations of the total number of edges *at Poisson times*, the joint expectation of the number of edges at different inspection times can be explicitly evaluated, thus facilitating setting up a method-of-moments based estimator.

The approach follows, to some extent, the lines of the one recently developed in [22] for the dynamic Erdős-Rényi random graph; here it is noted that (i) the underlying dynamics in [22] were substantially simpler, namely corresponding to a dynamic random graph of the Erdős-Rényi type, and that (ii) [22] has the simplifying assumption of discrete time (having the convenient feature that between two subsequent observations edges cannot change arbitrarily often from being present to being absent and vice versa). In our work, as was the case in [22], we assess asymptotic normality as the number of observations K is sent to ∞ , while we do not impose any conditions on the regime that the number of vertices N is in; this is in contrast with [20], considering a static Chung-Lu random graph in the regime that $N \rightarrow \infty$.

We conclude this introduction by describing the structure of the remainder of this paper. First we present in

Section II our construction of the dynamic Chung-Lu random graph model, and introduce some useful notation. Then Section III considers the case that the individual per-edge processes are of on/off-type with exponentially distributed on- and off-times. For that mechanism we succeed in setting up an asymptotically normal estimator for the model parameters for the case that the number of edges in the graph is observed equidistantly in time. This procedure breaking down for general on- and off-times, we consider in Section IV an observation scheme in which the number of edges is recorded at Poisson epochs, under which we again identify an asymptotically normal estimator. In Section V we point out how one can distinguish between dynamic random graphs with different on- or off-time distributions (but the same mean). Throughout the paper all proposed methodology is validated through numerical experiments. Section VI provides a discussion and concluding remarks.

II. MODEL AND CONSTRUCTION

The (static) Chung-Lu model is characterized as follows. Suppose a collection of N vertices that are potentially connected by (directed) edges, where we also allow self-loops. Let the ‘target out-degree’ of vertex i be $d_i > 0$, for $i = 1, \dots, N$, meaning that the *expected number* of edges out of vertex i should be d_i , and assume for now that it equals the corresponding ‘target in-degree’, i.e., the *expected number* of edges into vertex i ; in Appendix A we point out how one can deal with the situation that the target in- and out degrees differ. One can enforce the target in- and out degree to equal d_i by making sure that the expected number of edges from vertex i to vertex j equals

$$e_{ij} := \frac{d_i d_j}{m}, \quad (1)$$

where $m := \sum_{i=1}^N d_i$ is the expected total number of edges in the graph, and where it is assumed that the d_i are such that $e_{ij} \leq 1$ for all $i, j \in \{1, \dots, N\}$. It is directly verified that

$$\sum_{j=1}^N e_{ij} = \frac{d_i}{m} \sum_{j=1}^N d_j = d_i = \frac{d_j}{m} \sum_{i=1}^N d_i = \sum_{j=1}^N e_{ji},$$

as desired.

In this paper we in particular consider the case that the degree sequence takes the parametric form $d_i = \theta (i/N)^{-1/(\gamma-1)}$ for $\theta > 0$ and $\gamma > 1$. Then

$$\sum_{j=1}^N e_{ij} = d_i, \quad \sum_{j=1}^N e_{ji} = d_i.$$

It can be argued that the probability of an arbitrarily selected vertex has degree k decays proportionally to $k^{-\gamma}$ (as $k \rightarrow \infty$); cf. [21, page 185]. Importantly, however,

our methodology can be applied to the degree sequence d_i having any other parametric form.

In order to set up a dynamic version of this Chung-Lu model, the following proposal was made by Zhang *et al.* [12]. In their mechanism, pertaining to the *undirected* case, edges between vertices i and j are added according to a Poisson process of rate λ_{ij} , while each of them disappears independently of each other after a time that is distributed according to a general cumulative distribution function $F_{ij}(\cdot) = F_{ji}(\cdot)$ such that its mean obeys

$$\mathfrak{f}_{ij} := \int_0^\infty (1 - F_{ij}(t)) dt = \frac{1}{\lambda_{ij}} \frac{d_i d_j}{2m}.$$

Observe that the number of edges between vertices i and j is following an M/G/ ∞ queue [23], which is in stationarity Poisson distributed with mean (as well as variance) equal to

$$\lambda_{ij} \times \frac{1}{\lambda_{ij}} \frac{d_i d_j}{2m} = e_{ij},$$

as desired. An example that we will discuss in great detail is the one in which the edges have exponentially distributed lifetimes, i.e., $F_{ij}(t) = 1 - e^{-\nu_{ij}t}$, for rates $\nu_{ij} = \nu_{ji} > 0$; then we should pick

$$\frac{\lambda_{ij}}{\nu_{ij}} = \frac{d_i d_j}{2m}.$$

This approach has two conceptual issues. In the first place, one cannot prove that the total number of edges necessarily equals m , because the definition of e_{ij} does not allow the calculation of

$$\sum_{i=1}^N \sum_{j=1}^i e_{ij}$$

(or $\sum_{i=1}^N \sum_{j=1}^{i-1} e_{ij}$ in the case self-loops are not allowed). In the second place, in many applications one does not want to work with random graph models with multi-links, in that one would prefer construction in which links either exist or do not exist.

The above considerations led us to the following alternative model, pertaining to the case of directed edges. Each of the edges alternates, in an independent manner, between being present and being absent, where the per-edge on-times and off-times form two mutually independent sequences of independent and identically distributed random variables. Let the edge from vertex i to vertex j exist for a time that is distributed as the non-negative random variable X_{ij} with cumulative distribution function $F_{ij}(\cdot)$, density $f_{ij}(\cdot)$, Laplace-Stieltjes transform $\mathcal{F}_{ij}(\cdot)$ and mean $\mathfrak{f}_{ij} < \infty$; then the edge is absent for a time that is distributed as the non-negative random variable Y_{ij} with cumulative distribution function $G_{ij}(\cdot)$, density $g_{ij}(\cdot)$, Laplace-Stieltjes transform $\mathcal{G}_{ij}(\cdot)$ and mean $\mathfrak{g}_{ij} < \infty$. Now choose the distributions of X_{ij}

and Y_{ij} such that, cf. (1),

$$e_{ij} = \frac{d_i d_j}{m} = \frac{\mathfrak{f}_{ij}}{\mathfrak{f}_{ij} + \mathfrak{g}_{ij}};$$

as a consequence, in stationarity each edge has the desired on-probability. We throughout assume that the random graph process is in equilibrium.

In the next sections, we subsequently consider two cases: exponential on- and off-times with equidistant inspections of the total number of edges, and general on- and off-times with Poisson inspections of the total number of edges.

III. EXPONENTIAL ON- AND OFF- TIMES

Supposing that $e_{ij} \in [0, 1]$ for all $i, j \in \{1, \dots, N\}$, in this section the edges independently alternate between on and off, with off-times that are exponentially distributed with parameter λ_{ij} and on-times that are exponentially distributed with parameter μ_{ij} . Following the mechanism proposed in Section II, one should have that

$$\frac{\mathfrak{f}_{ij}}{\mathfrak{f}_{ij} + \mathfrak{g}_{ij}} = \frac{\lambda_{ij}}{\lambda_{ij} + \mu_{ij}} = \frac{d_i d_j}{m}. \quad (2)$$

Let $\mathbf{1}_{ij}(t)$ be the indicator function of the edge between i and j being present at time t . Then, in stationarity,

$$\varrho_{ij}(t) = \mathbb{P}(\mathbf{1}_{ij}(0) = \mathbf{1}_{ij}(t) = 1) - \mathbb{P}(\mathbf{1}_{ij}(0) = 1)^2.$$

Using the formulas presented in [12], we have that

$$\begin{aligned} \mathbb{P}(\mathbf{1}_{ij}(t) = 1 \mid \mathbf{1}_{ij}(0) = 1) \\ = \frac{\lambda_{ij}}{\lambda_{ij} + \mu_{ij}} + \frac{\mu_{ij}}{\lambda_{ij} + \mu_{ij}} e^{-(\lambda_{ij} + \mu_{ij})t}, \end{aligned}$$

so that

$$\begin{aligned} \varrho_{ij}(t) &= \frac{\lambda_{ij}}{\lambda_{ij} + \mu_{ij}} \frac{\mu_{ij}}{\lambda_{ij} + \mu_{ij}} e^{-(\lambda_{ij} + \mu_{ij})t} \\ &= \frac{d_i d_j}{m} \left(1 - \frac{d_i d_j}{m}\right) \exp\left(-\frac{m \lambda_{ij}}{d_i d_j} t\right). \end{aligned} \quad (3)$$

The observations consist of the total number of edges present in the dynamic Chung-Lu graph, recorded at equidistant points in time. More concretely, we observe the total number of edges $S(t)$ at times $t \in \{\Delta, 2\Delta, \dots, K\Delta\}$ for some inter-inspection time $\Delta > 0$. Recalling that we consider the dynamic random graph in stationarity, we evidently have that, for any $t \geq 0$,

$$s := \mathbb{E}S(t) = \sum_{i=1}^N \sum_{j=1}^N \frac{d_i d_j}{m} = m.$$

In addition, for any $t \geq 0$ and $\Delta \geq 0$, by (3),

$$\begin{aligned} \varrho[\Delta] &:= \text{Cov}(S(t), S(t + \Delta)) \\ &= \sum_{i=1}^N \sum_{j=1}^N \frac{d_i d_j}{m} \left(1 - \frac{d_i d_j}{m}\right) \exp\left(-\frac{m \lambda_{ij}}{d_i d_j} \Delta\right). \end{aligned}$$

In the remainder of this section we consider the case of homogeneous per-edge on-times, in that $\mu_{ij} = \mu$. This is done to make sure that in our experiments the instances have a relatively low number of parameters; it is readily checked that the proposed estimator extend to the more general framework of heterogeneous μ_{ij} . In addition, we consider the specific case that $d_i = \theta (i/N)^{-1/(\gamma-1)}$, as this reproduces the power law decay discussed above; again any other parametric form could have been chosen.

The above relations become, after some elementary algebra,

$$A(\theta, \gamma) := \sum_{i=1}^N \sum_{j=1}^N \theta^2 H_{ij}(\gamma, N) = s^2, \quad (4)$$

$$B(\theta, \gamma, \mu, \Delta) := \sum_{i=1}^N \sum_{j=1}^N \theta^2 H_{ij}(\gamma, N) (s - \theta^2 H_{ij}(\gamma, N)) \\ \times \exp\left(-\frac{\mu s}{s - \theta^2 H_{ij}(\gamma, N)} \Delta\right) = s^2 \varrho[\Delta],$$

with

$$H_{ij}(\gamma, N) := \left(\frac{ij}{N^2}\right)^{-1/(\gamma-1)}.$$

We now point out how the three parameters θ , γ and μ can be estimated. To this end, we introduce the following three estimators for s , $\varrho[\Delta]$ and $\varrho[2\Delta]$, respectively:

$$\hat{s}_K := \frac{1}{K} \sum_{k=1}^K S(k\Delta), \\ \hat{\varrho}_K[\Delta] := \frac{1}{K-1} \sum_{k=1}^{K-1} S(k\Delta)S((k+1)\Delta) - \hat{s}_K^2, \\ \hat{\varrho}_K[2\Delta] := \frac{1}{K-2} \sum_{k=1}^{K-2} S(k\Delta)S((k+2)\Delta) - \hat{s}_K^2.$$

In the sequel we use the following compact notation, with $\varrho_i := \varrho[i\Delta]$,

$$x_1(\theta, \gamma, \mu) := A(\theta, \gamma), \quad y_1(s, \varrho_1, \varrho_2) := s^2, \\ x_2(\theta, \gamma, \mu) := B(\theta, \gamma, \mu, \Delta), \quad y_2(s, \varrho_1, \varrho_2) := s^2 \varrho_1, \\ x_3(\theta, \gamma, \mu) := B(\theta, \gamma, \mu, 2\Delta), \quad y_3(s, \varrho_1, \varrho_2) := s^2 \varrho_2.$$

Then the estimators $\hat{\theta}_K$, $\hat{\gamma}_K$ and $\hat{\mu}_K$ are defined by the moment conditions, i.e., by equating

$$x_1(\theta, \gamma, \mu) = y_1(\hat{s}_K, \hat{\varrho}_K[\Delta], \hat{\varrho}_K[2\Delta]), \\ x_2(\theta, \gamma, \mu) = y_2(\hat{s}_K, \hat{\varrho}_K[\Delta], \hat{\varrho}_K[2\Delta]), \\ x_3(\theta, \gamma, \mu) = y_3(\hat{s}_K, \hat{\varrho}_K[\Delta], \hat{\varrho}_K[2\Delta])$$

(i.e., the estimators $\hat{\theta}_K$, $\hat{\gamma}_K$ and $\hat{\mu}_K$ are the solutions to these three equations). The next goal is to study the asymptotic normality of these estimators, applying the

celebrated *delta method* [24]. In this context, the starting point is that the vector

$$\sqrt{K}(\hat{s}_K - s, \hat{\varrho}_K[\Delta] - \varrho_1, \hat{\varrho}_K[2\Delta] - \varrho_2)^\top$$

converges (as $K \rightarrow \infty$) to a zero mean trivariate Gaussian vector, say (Z_1, Z_2, Z_3) , having covariance matrix $\Sigma = (\sigma_{ij})_{i,j=1}^3$. The objective is to quantify how this convergence translates into asymptotic normality of

$$\sqrt{K}(\hat{\theta}_K - \theta, \hat{\gamma}_K - \gamma, \hat{\mu}_K - \mu)^\top. \quad (5)$$

To this end, define, for $i = 1, 2, 3$,

$$u_{i1} = \frac{\partial x_i}{\partial \theta}, \quad u_{i2} = \frac{\partial x_i}{\partial \gamma}, \quad u_{i3} = \frac{\partial x_i}{\partial \mu},$$

evaluated in the ‘true parameter vector’ (θ, γ, μ) , and

$$v_{i1} = \frac{\partial y_i}{\partial s}, \quad v_{i2} = \frac{\partial y_i}{\partial \varrho_1}, \quad v_{i3} = \frac{\partial y_i}{\partial \varrho_2},$$

evaluated in $(s, \varrho_1, \varrho_2)$. Defining the matrices $U := (u_{ij})_{i,j=1}^3$ and $V := (v_{ij})_{i,j=1}^3$, after some rewriting and applying straightforward Taylor expansions, we obtain that the moment equations reduce to

$$U \begin{pmatrix} \hat{\theta}_K - \theta \\ \hat{\gamma}_K - \gamma \\ \hat{\mu}_K - \mu \end{pmatrix} = V \begin{pmatrix} \hat{s}_K - s \\ \hat{\varrho}_K[\Delta] - \varrho_1 \\ \hat{\varrho}_K[2\Delta] - \varrho_2 \end{pmatrix}$$

(neglecting higher-order terms). We thus conclude that (5) converges (as $K \rightarrow \infty$) to a zero mean trivariate Gaussian vector with covariance matrix

$$\Sigma^\circ := U^{-1}V\Sigma(U^{-1}V)^\top. \quad (6)$$

We conclude this section by assessing the performance of our estimation procedure by the following numerical experiments. For every parameter instance considered, we perform L runs, each run corresponding to K snapshots of the total number of edges. Let $\hat{\theta}_\ell$, $\hat{\gamma}_\ell$, $\hat{\mu}_\ell$ be the estimates produced in the ℓ -th run, with $\ell \in \{1, \dots, L\}$. We in addition define

$$\bar{\theta}_L = \frac{\sum_{\ell=1}^L \hat{\theta}_\ell}{L} \quad \sigma[\bar{\theta}_L] = \frac{\sum_{\ell=1}^L (\hat{\theta}_\ell - \bar{\theta}_L)^2}{L-1}$$

as the mean and standard deviation pertaining to the estimates of θ as resulting from our L runs, respectively. Similar notations also apply to estimates of the other unknown parameters γ and μ . In the rest of the paper, we summarize our numerical results as

$$M_L[\theta] = (\bar{\theta}_L, \sigma[\bar{\theta}_L]),$$

i.e., a vector with the mean of the L estimates and the corresponding standard deviation.

Figure 1 presents the output from $L = 1000$ runs, with the true parameter vector being given by

$$\theta = 1, \quad \gamma = 3, \quad \mu = 0.5.$$

The histogram confirms asymptotic normality around the correct values. The estimates are:

$$M_L[\theta] = (1.0059, 0.0538),$$

$$M_L[\gamma] = (3.0324, 0.1812),$$

$$M_L[\mu] = (0.5001, 0.0047).$$

Moreover, we replace Σ in Equation (6) by the empirical covariance matrix $\hat{\Sigma}$, so as to obtain

$$\hat{\Sigma}^\circ = U^{-1}V \hat{\Sigma} (U^{-1}V)^\top.$$

The black lines in Figure 1 are densities of the normal distribution with means 1, 3 and 0.5, respectively (i.e., the true values of the three parameters) and variances equal to the diagonal entries of $\hat{\Sigma}^\circ$. We observe that these densities align well with the histograms.

We remark that in the specific parametrization considered, i.e., $d_i = \theta (i/N)^{-1/(\gamma-1)}$, we can conveniently eliminate one of the moment conditions. Indeed, applying the first moment equation (4), one has $\hat{\theta}_K = \Theta(\hat{s}_K, \hat{\gamma}_K)$, with

$$\Theta(x, y) := x \left(\sum_{k=1}^N (k/N)^{-1/(y-1)} \right)^{-1},$$

so that we are left with solving just two equations:

$$x_2(\Theta(\hat{s}_K, \hat{\gamma}_K), \hat{\gamma}_K, \hat{\mu}_K) = y_2(\hat{s}_K, \hat{\rho}_K[\Delta], \hat{\rho}_K[2\Delta]),$$

$$x_3(\Theta(\hat{s}_K, \hat{\gamma}_K), \hat{\gamma}_K, \hat{\mu}_K) = y_3(\hat{s}_K, \hat{\rho}_K[\Delta], \hat{\rho}_K[2\Delta]).$$

IV. GENERAL ON- AND OFF-TIMES

In case the on- and off-times are not exponentially distributed, the computation of $\varrho[\Delta]$ cannot be performed, the reason being that there is generally no closed-form formula for the covariance $\varrho_{ij}(t)$ for a given $t \geq 0$. What is possible, though, is the evaluation of

$$\varrho_{ij}(T_\xi) := \int_0^\infty \xi e^{-\xi t} \varrho_{ij}(t) dt,$$

i.e., the covariance over an exponentially distributed time T_ξ with parameter ξ (and hence expectation ξ^{-1}). This opens up the opportunity to estimate the model parameters using a method of moments, akin to the procedure proposed in the previous section, *if the sampling is done at Poisson moments* (i.e., with exponentially distributed inter-inspection times) rather than at a deterministic grid (i.e., with equidistant inter-inspection times).

We proceed by demonstrating how $\varrho_{ij}(T_\xi)$ can be evaluated. To this end we first observe that, because we consider the process in stationarity, when observing at time 0 that the edge is on, it remains on for a time that has the ‘residual lifetime’ density [23, Ch. V]

$$f_{ij}^{(\text{res})}(t) := \frac{1 - F_{ij}(t)}{f_{ij}};$$

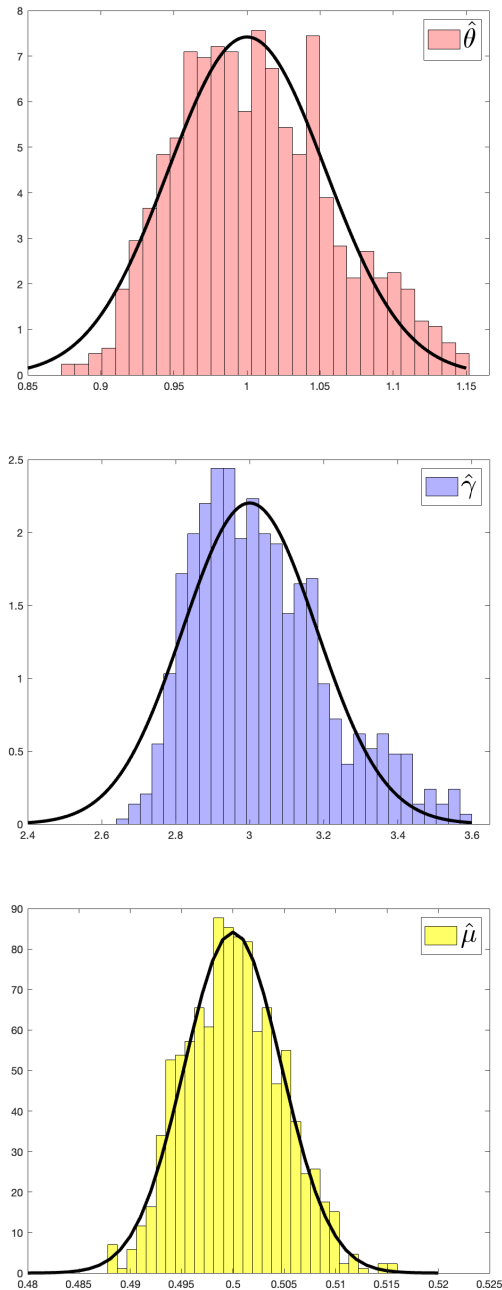


FIG. 1. Exponential on- and off-times: estimation using the methodology developed in Section III with $\Delta = 0.2$, where $K = 10^5$, $L = 1000$, and $N = 20$.

the density of the residual off-time has an analogous form. We start by computing $p_{ij}[\xi, ++]$, i.e., the probability that edge ij is on at T_ξ given a fresh on-time started at time 0, and let the probabilities $p_{ij}[\xi, +-]$, $p_{ij}[\xi, -+]$, and $p_{ij}[\xi, --]$ be defined analogously. By the memory-

less property of the exponential distribution,

$$\begin{aligned} p_{ij}[\xi, ++] &= \int_0^\infty \int_0^y f_{ij}(x) \xi e^{-\xi y} p_{ij}[\xi, -+] dx dy + \\ &\int_0^\infty \int_y^\infty f_{ij}(x) \xi e^{-\xi y} dx dy \\ &= 1 - p_{ij}[\xi, --] \mathcal{F}_{ij}(\xi), \end{aligned}$$

where in the second equality we have used $p_{ij}[\xi, -+] = 1 - p_{ij}[\xi, --]$. Along the same lines, we find that

$$p_{ij}[\xi, --] = 1 - p_{ij}[\xi, ++] \mathcal{G}_{ij}(\xi).$$

Upon combining these two relations, we conclude that

$$\begin{aligned} p_{ij}[\xi, ++] &= \frac{1 - \mathcal{F}_{ij}(\xi)}{1 - \mathcal{F}_{ij}(\xi) \mathcal{G}_{ij}(\xi)}, \\ p_{ij}[\xi, --] &= \frac{1 - \mathcal{G}_{ij}(\xi)}{1 - \mathcal{F}_{ij}(\xi) \mathcal{G}_{ij}(\xi)}. \end{aligned}$$

We proceed by calculating $p_{ij}^{(\text{res})}[\xi, ++]$, being the counterpart of $p_{ij}[\xi, ++]$ but then starting with a *residual* on-time (rather than a fresh on-time). We find

$$p_{ij}^{(\text{res})}[\xi, ++] = 1 - p_{ij}[\xi, --] \mathcal{F}_{ij}^{(\text{res})}(\xi), \quad (7)$$

with

$$\mathcal{F}_{ij}^{(\text{res})}(\xi) = \int_0^\infty e^{-\xi x} f_{ij}^{(\text{res})}(x) dx = \frac{1 - \mathcal{F}_{ij}(\xi)}{\xi \mathfrak{f}_{ij}}.$$

Collecting the above findings, we obtain that the covariance $\varrho_{ij}(T_\xi)$ can be written as

$$\varrho_{ij}(T_\xi) = \frac{\mathfrak{f}_{ij}}{\mathfrak{f}_{ij} + \mathfrak{g}_{ij}} \left(p_{ij}^{(\text{res})}[\xi, ++] - \frac{\mathfrak{f}_{ij}}{\mathfrak{f}_{ij} + \mathfrak{g}_{ij}} \right), \quad (8)$$

with $p_{ij}^{(\text{res})}[\xi, ++]$ given by (7); to understand (8), realize that

$$\frac{\mathfrak{f}_{ij}}{\mathfrak{f}_{ij} + \mathfrak{g}_{ij}} p_{ij}^{(\text{res})}[\xi, ++]$$

is to be interpreted as the probability that edge ij exists at both time 0 and time T_ξ .

We proceed by discussing a number of frequently used distributions, that in the sequel of this section serve to model the edges' on- and off-times.

- In the previous section we already encountered the exponential distribution; we write $Z \sim \mathbb{E}\text{Exp}(\lambda)$ to denote that, for $\lambda > 0$,

$$\mathbb{P}(Z > t) = e^{-\lambda t}, \quad t > 0,$$

so that $\mathbb{E}Z = \lambda^{-1}$ and

$$\mathcal{Z}(s) := \mathbb{E}e^{-sZ} = \frac{s}{s + \lambda}.$$

- In the second place, we have the Weibull distribution; here, $Z \sim \mathbb{W}(\lambda, \alpha)$ when, for $\lambda, \alpha > 0$,

$$\mathbb{P}(Z > t) = e^{-\lambda t^\alpha}, \quad t > 0,$$

so that $\mathbb{E}Z = \lambda \Gamma(1 + 1/\alpha)$. If $\alpha \geq 1$, then

$$\mathcal{Z}(s) = \sum_{n=0}^{\infty} \frac{(-\lambda s)^n}{n!} \Gamma(1 + n/\alpha),$$

whereas for $\alpha < 1$ (in which case all moments exist but do not uniquely define the transform $\mathcal{Z}(s)$ through a power series) one has to work with a numerical evaluation of

$$\mathcal{Z}(s) = \int_0^\infty e^{-st} \lambda \alpha t^{\alpha-1} e^{-\lambda t^\alpha} dt.$$

Note that for $\alpha < 1$ the tail of the Weibull distribution is heavier than exponential.

- Thirdly, we consider a class of Pareto-type distributions; we write, for $C > 0$ and $\alpha > 1$, $Z \sim \mathbb{P}\text{ar}(C, \alpha)$ when

$$\mathbb{P}(Z > t) = \frac{C^\alpha}{(C+t)^\alpha}, \quad t > 0.$$

In this case $\mathbb{E}Z = C/(\alpha - 1)$ and

$$\mathcal{Z}(s) = \alpha C^\alpha e^{sC} s^{\alpha-1} \Gamma(Cs, -\alpha),$$

with $\Gamma(x, \delta) := \int_x^\infty y^{\delta-1} e^{-y} dy$ denoting the upper incomplete gamma function.

As in Section III, we may want to estimate the underlying parameters from observations of the number of edges, but with the distinguishing element that we now have Poisson (rather than equidistant) inspection times. For the sake of exposition, we again consider the case that $d_i = \theta(i/N)^{-1/(\gamma-1)}$ and we let the off-times X_{ij} stem from the same distribution for any edge from i to j , and that this distribution is characterized by a single parameter. This means that we have three parameters, entailing that we have to generate three moment equations; recall that the sampling rate ξ is known. The first moment equation is obvious: with τ_k the time of the k -th observation, we work with the moment equation

$$\hat{s}_K := \frac{1}{K} \sum_{k=1}^K S(\tau_k) = m,$$

where K is now the number of Poisson observations. Defining

$$\hat{\varrho}[T_\xi] := \frac{1}{K-1} \sum_{k=1}^{K-1} S(\tau_k) S(\tau_{k+1}) - \hat{s}_K^2,$$

the second moment equation is

$$\hat{\varrho}[T_\xi] = \sum_{i=1}^N \sum_{j=1}^N \varrho_{ij}(T_\xi).$$

To obtain the third moment equation, observe that the time between inspections k and $k+2$ is distributed as an Erlang-2 random variable, say $E_{\xi,2}$, characterized by the density $\xi^2 t e^{-\xi t}$. As a consequence, defining

$$\hat{\varrho}[E_{\xi,2}] := \frac{1}{K-2} \sum_{k=1}^{K-2} S(\tau_k)S(\tau_{k+2}) - \hat{s}_K^2,$$

the third moment equation becomes

$$\hat{\varrho}[E_{\xi,2}] = \sum_{i=1}^N \sum_{j=1}^N \varrho_{ij}(E_{\xi,2}),$$

where

$$\varrho_{ij}(E_{\xi,2}) = \int_0^\infty \xi^2 t e^{-\xi t} \varrho_{ij}(t) dt. \quad (9)$$

We are left with computing the expression in the right hand side of (9). The idea is [25, §5] to express $\varrho_{ij}(E_{\xi,2})$ in terms of $\varrho_{ij}(T_\xi)$. To this end, note that

$$\begin{aligned} \frac{d}{d\xi} \varrho_{ij}(T_\xi) &= \frac{d}{d\xi} \int_0^\infty \xi e^{-\xi t} \varrho_{ij}(t) dt \\ &= \int_0^\infty e^{-\xi t} \varrho_{ij}(t) dt - \int_0^\infty \xi t e^{-\xi t} \varrho_{ij}(t) dt, \end{aligned}$$

so that

$$\varrho_{ij}(E_{\xi,2}) = \varrho_{ij}(T_\xi) - \xi \frac{d}{d\xi} \varrho_{ij}(T_\xi). \quad (10)$$

We conclude this section by a series of numerical examples.

Exponential off-times. The first example concerns the same instance as the one contained in Section III: the on-times are exponentially distributed with parameter $\mu_{ij} = \mu$, whereas the off-times are exponentially distributed with parameter λ_{ij} chosen such that

$$\frac{\lambda_{ij}}{\lambda_{ij} + \mu} = \frac{d_i d_j}{m} = \theta \frac{(ij)^{-1/(\gamma-1)}}{\sum_{k=1}^N k^{-1/(\gamma-1)}} N^{1/(\gamma-1)}.$$

From (7) we now find that

$$\begin{aligned} p_{ij}^{(\text{res})}[\xi, ++] &= 1 - \frac{(\lambda_{ij} + \xi)(\mu + \xi) - \lambda_{ij}(\mu + \xi)}{(\lambda_{ij} + \xi)(\mu + \xi) - \lambda_{ij}\mu} \frac{\mu}{\mu + \xi} \\ &= \frac{\lambda_{ij} + \xi}{\lambda_{ij} + \mu + \xi}. \end{aligned}$$

Using this expression, it takes a straightforward computation to verify that

$$\varrho_{ij}(T_\xi) = \frac{\lambda_{ij}\mu}{(\lambda_{ij} + \mu)^2} \frac{\xi}{\lambda_{ij} + \mu + \xi}.$$

Here we remark that this expression for $\varrho_{ij}(T_\xi)$, corresponding to the *exponentially distributed* time epoch T_ξ , is in line with the expression for $\varrho_{ij}(t)$, corresponding

with a *deterministic* time t , that we previously found in (3). Indeed,

$$\begin{aligned} &\int_0^\infty \xi e^{-\xi t} \frac{d_i d_j}{m} \left(1 - \frac{d_i d_j}{m}\right) \exp\left(-\frac{m\lambda_{ij}}{d_i d_j} t\right) dt \\ &= \left(\xi / \left(\xi + \frac{m\lambda_{ij}}{d_i d_j}\right)\right) \frac{d_i d_j}{m} \left(1 - \frac{d_i d_j}{m}\right) \\ &= \frac{\lambda_{ij}\mu}{(\lambda_{ij} + \mu)^2} \frac{\xi}{\lambda_{ij} + \mu + \xi}. \end{aligned}$$

Now we consider how the above expressions have to be adapted when considering Erlang-2 inter-inspection times. By (10),

$$\varrho_{ij}(E_{\xi,2}) = \frac{\lambda_{ij}\mu}{(\lambda_{ij} + \mu)^2} \left(\frac{\xi}{\lambda_{ij} + \mu + \xi}\right)^2.$$

Figure 2 presents a histogram of the L estimates of each of the three parameters. It corresponds to the instance

$$\theta = 1, \gamma = 3, \mu = 0.5;$$

we have worked with sampling rate $\xi = 5$. The histograms display asymptotic normality around the correct values (which is further confirmed by corresponding QQ-plots, not included in this paper). The estimates are:

$$\begin{aligned} M_L[\theta] &= (1.0089, 0.0553), \\ M_L[\gamma] &= (3.0428, 0.1869), \\ M_L[\mu] &= (0.4993, 0.0060). \end{aligned}$$

Weibull off-times. In the second case, we consider the situation where, for all i and j , $X_{ij} \sim \text{Exp}(\mu_{ij})$ and $Y_{ij} \sim \text{W}(1, \alpha)$. It follows from (8) that

$$\frac{d}{d\xi} \varrho_{ij}(T_\xi) = \frac{\mu - \mu \mathcal{G}'_{ij}(\xi) + \mu \xi \mathcal{G}'_{ij}(\xi)}{(\mu + \xi - \mu \mathcal{G}'_{ij}(\xi))^2}.$$

Note that when $\alpha \geq 1$,

$$\mathcal{G}'_{ij}(\xi) = \sum_{n=0}^{\infty} \frac{(-\lambda \xi)^n}{n!} \Gamma(1 + (n+1)/\alpha),$$

while for $\alpha < 1$ we have to rely on numerical evaluation. As before, $\varrho_{ij}(E_{\xi,2})$ is calculated applying (10). Figure 3 presents an histogram visualizing the L estimates of each of the three parameters, with the parameter vector given by

$$\theta = 1, \gamma = 3, \alpha = 1,$$

where we have again worked with the sampling rate $\xi = 5$. The histograms are now more skewed than in previous examples, in particular the one related to the parameter γ . The estimates are

$$\begin{aligned} M_L[\theta] &= (0.9891, 0.1220), \\ M_L[\gamma] &= (3.0346, 0.4282), \\ M_L[\alpha] &= (1.0260, 0.1011). \end{aligned}$$

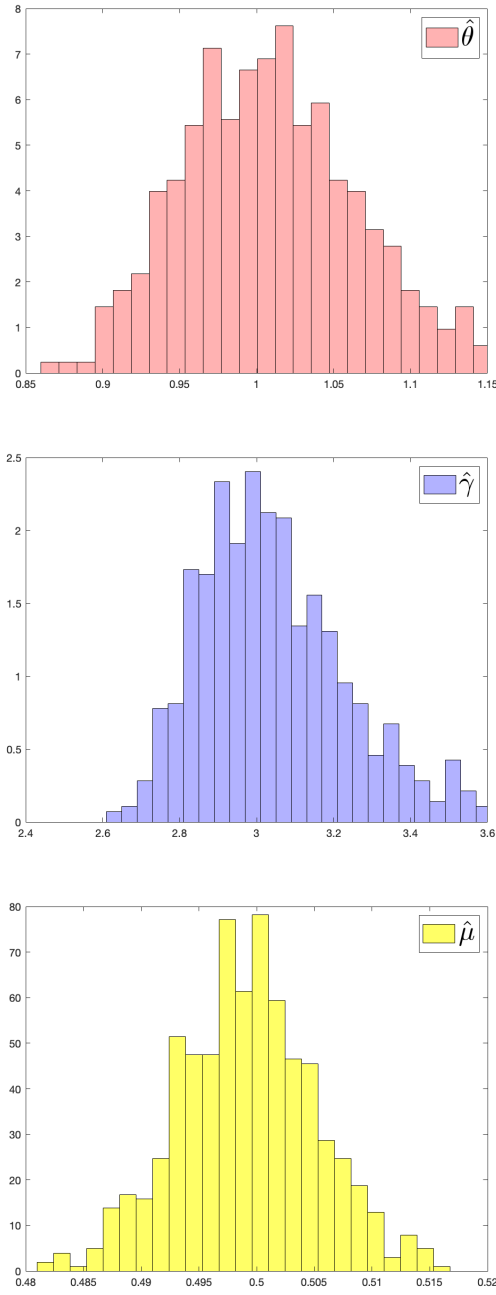


FIG. 2. Exponential on- and off-times: estimation using the methodology developed in Section IV with $\xi = 5$, where $K = 10^5$, $L = 1000$, and $N = 20$.

Pareto off-times. The third case corresponds to $X_{ij} \sim \text{Exp}(\mu_{ij})$ and $Y_{ij} \sim \text{Par}(1, \alpha)$. Since

$$\frac{d}{d\xi} \mathcal{G}_{ij}(\xi) = \mathcal{G}_{ij}(\xi) + \frac{\alpha}{\xi} \mathcal{G}_{ij}(\xi) - \frac{\alpha}{\xi},$$

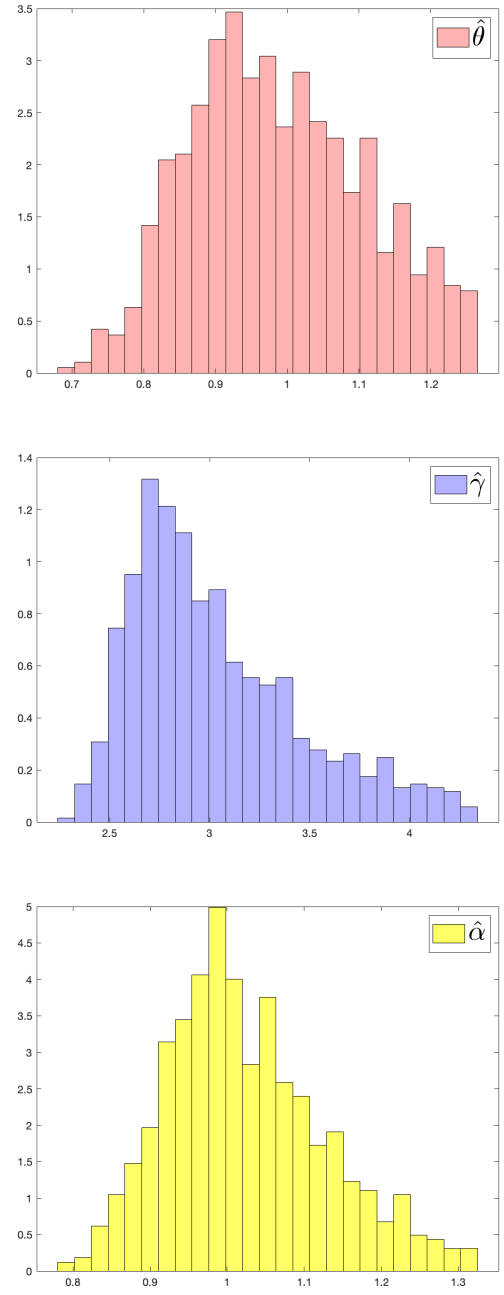


FIG. 3. Exponential on-times and Weibull off-times: estimation using the methodology developed in Section IV with $\xi = 5$, where $K = 10^4$, $L = 1000$, and $N = 20$.

it follows from (8) that

$$\frac{d}{d\xi} \varrho_{ij}(T_\xi) = \frac{\mu - \mu \mathcal{G}_{ij}(\xi) + \mu \xi \mathcal{G}_{ij}(\xi) + \mu \alpha \mathcal{G}_{ij}(\xi) - \mu \alpha}{(\mu + \xi - \mu \mathcal{G}_{ij}(\xi))^2}.$$

The value of $\varrho_{ij}(E_{\xi,2})$ is again found from (10). Figure 4 presents the estimates for the parameter vector

$$\theta = 1, \gamma = 3, \alpha = 2,$$

where, as before, the sampling rate equals $\xi = 5$. The estimates are

$$\begin{aligned} M_L[\theta] &= (0.9990, 0.1124), \\ M_L[\gamma] &= (3.0527, 0.3889), \\ M_L[\alpha] &= (1.9941, 0.0684). \end{aligned}$$

Again the histogram related to the parameter γ is relatively skewed.

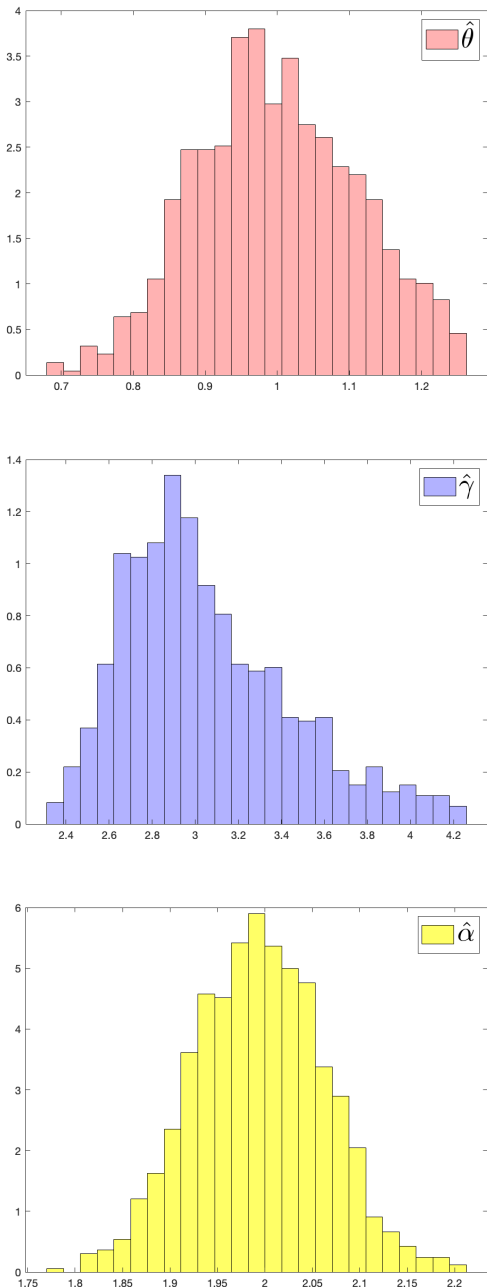


FIG. 4. Exponential on-times and Pareto off-times: estimation using the methodology developed in Section IV with $\xi = 5$, where $K = 10^4$, $L = 1000$, and $N = 20$.

V. MODEL SELECTION

This section focuses on the following question: is it possible to distinguish, from our edge count observations, two dynamic random graphs processes having different on-time distributions (or off-time distributions) but identical means? This is a type of question that belongs to the domain of *model selection*.

The expression (2) indicates that the two dynamic random graph models cannot be distinguished based on \hat{s}_K , neither for equidistant inspection times nor for Poisson inspection times. The expressions of $\varrho_{ij}[\Delta]$ and $\varrho_{ij}[T_\xi]$, however, reveal that distinction based on the covariance should be possible. In this section, we provide a pragmatic procedure to distinguish between such dynamic random graph models.

To demonstrate our procedure, we consider a concrete example. We simulate two Chung-Lu models:

- the first has off-times $Y_{ij} \sim \mathbb{Exp}(\lambda)$,
- and the second has off-times $Y_{ij} \sim \mathbb{Par}(\alpha)$,

where we chose $\theta = 1$, $\gamma = 3$. Here one should impose $\alpha = \lambda + 1$ to make sure both off-times have the same means. Both models have on-times $X_{ij} \sim \mathbb{Exp}(\mu_{ij})$ where μ_{ij} satisfies $\lambda/\mu_{ij} = d_i d_j / (2m)$ in the first model and $(\alpha - 1)/\mu_{ij} = d_i d_j / (2m)$ in the second model. Specifically, we set

$$\theta = 1, \gamma = 3, \lambda = 1, \alpha = 2,$$

where the sampling again takes place according to a Poisson process with rate $\xi = 5$. We ran the simulation $L = 1000$ times for each model; as before we chose $K = 10^4$ and $N = 20$.

In Figure 5 we plotted histograms of the resulting values of \hat{s}_K and $\hat{\varrho}[T_\xi]$. These histograms show that, for (in evident notation) the model $\mathbb{Exp}/\mathbb{Exp}$ and $\mathbb{Exp}/\mathbb{Par}$, the mean values of \hat{s}_K are essentially the same (33.97 versus 33.99), but that the values of $\hat{\varrho}[T_\xi]$ differ.

Still one can distinguish the models based on the values of \hat{s}_K only: the top histogram convincingly shows that the estimate resulting from $\mathbb{Exp}/\mathbb{Par}$ has a larger variance than its counterpart from $\mathbb{Exp}/\mathbb{Exp}$ (and is a bit right-skewed). Thus, we propose to distinguish the two models by testing whether the realizations of \hat{s}_K stem from the same distribution. This is a standard procedure in statistics that can be performed in various ways; we decided to adopt the function ‘*kstest2*’ in Matlab to conduct the test. It returns a test decision for the null hypothesis that the data of the two sets are from the same continuous distribution, using the two-sample Kolmogorov-Smirnov test. In our case it rejects the null hypothesis at the 5% significance level.

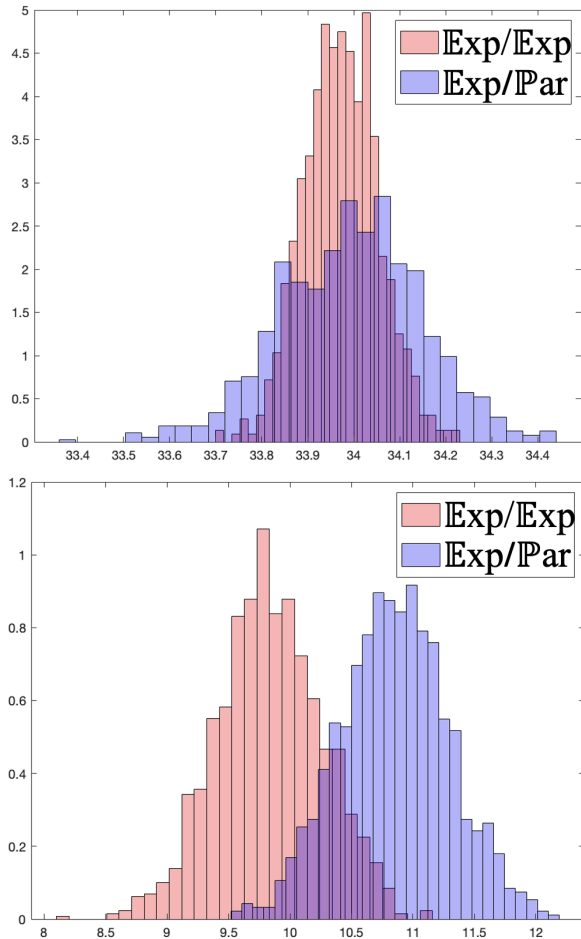


FIG. 5. The histogram of \hat{s}_K and $\hat{\rho}[T_\xi]$ for Exp/Exp (with $\lambda = 1$) and Exp/Par (with $\alpha = 2$) from $L = 1000$ runs, where $\theta = 1$, $\gamma = 3$. We chose $K = 10^4$ and $N = 20$.

VI. DISCUSSION AND CONCLUDING REMARKS

This paper has illustrated how the method of moments can be applied for purposes of parametric inference in the context of a dynamic Chung-Lu random graph model. Our estimators are based on snapshots of the aggregate number of edges. An important observation is that the method of moments does not require full access to a likelihood function. In other words, as long as the stationary mean and covariance of the observed quantity can be expressed in terms of the unknown parameters, in principle the method of moments can be used.

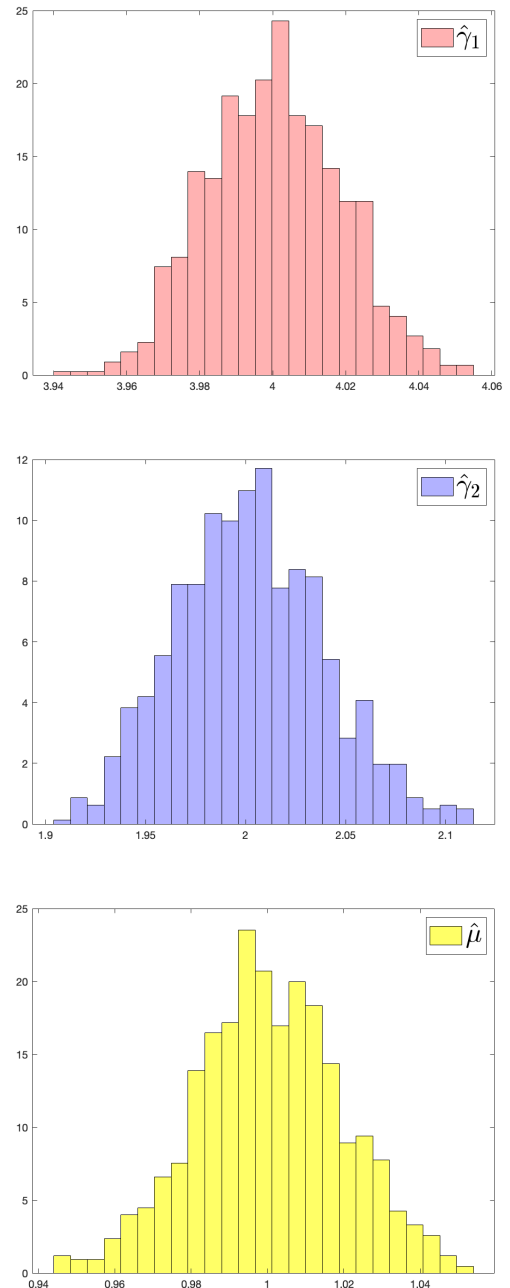


FIG. 6. Exponential on- and off-times with different in-degree and out-degree: estimation using the methodology developed in Appendix A with $\xi = 5$, where $K = 10^4$, $L = 1000$, and $N = 20$.

In the remainder of this section we discuss a number of extensions, generalizations and ideas for followup research. An obvious next goal could be to extend our methodology to other types of dynamic random graph models, such as the dynamic counterparts of the *Norros-Reittu model* [21, §6.8.2] or the *stochastic block model* [26, §9.3.1]. Another generalization pertains to Markov modulation; then the model parameters are affected by an

independently evolving, typically unobservable, Markovian background process. The inference problem thus also encompasses the estimation of the parameters of the background process.

In our setup, we only relied on observations of the total number of edges. An interesting extension could relate to a setup in which we have access to the number of other subgraphs (triangles, wedges, etc.); see e.g. [22]. Another direction for followup research concerns dynamic random graphs on which a population process evolves. A key question is then: by observing the number of individuals at each vertex, can we infer the parameters underlying the dynamic graph process?

Appendix A: Distinct in- and out-degree

As pointed out in Section II, so far we have assumed that for each vertex $i \in \{1, \dots, N\}$ the target in-degree and out-degree coincide. It is, however, straightforward to generalize our framework to the setting in which these sequences are distinct. Let d_i^+ the target out-degree of vertex i , and d_i^- the corresponding target in-degree; here, for evident reasons, we impose the assumption that

$$\sum_{i=1}^N d_i^- = \sum_{i=1}^N d_i^+ = m.$$

Now replace (1) by

$$e_{ij} := \frac{d_i^+ d_j^-}{m},$$

where it is assumed that the d_i^+ and d_i^- are such that $e_{ij} \leq 1$ for all $i, j \in \{1, \dots, N\}$. It follows that

$$\sum_{j=1}^N e_{ij} = d_i^+, \quad \sum_{j=1}^N e_{ji} = d_i^-,$$

as desired.

The method of moments also applies well to this more general setting. We illustrate how it works via a numerical example. Consider a dynamic Chung-Lu model with

$$d_i^+ = \theta_1 \left(\frac{i}{N} \right)^{-1/(\gamma_1-1)}, \quad d_j^- = \theta_2 \left(\frac{j}{N} \right)^{-1/(\gamma_2-1)}.$$

The on-times are exponentially distributed with parameter $\mu_{ij} = \mu$, whereas the off-times are exponentially distributed with parameter λ_{ij} . Our observations are snapshots of the number of edges at Poisson times, i.e., the inter-sampling times are exponentially distributed with rate ξ .

We consider an instance in which θ_1 is known, but the parameters γ_1, γ_2, μ are unknown and to be estimated. Then θ_2 and λ_{ij} can be determined by

$$\sum_{i=1}^N d_i^- = \sum_{i=1}^N d_i^+$$

and

$$\frac{\lambda_{ij}}{\lambda_{ij} + \mu} = \frac{d_i^+ d_j^-}{m}.$$

Observe that in our setup there are three unknown parameters (namely γ_1, γ_2 and μ), so we need three moment equations to identify these.

Under Poisson sampling the moment equations are

$$\begin{aligned} \frac{1}{K} \sum_{k=1}^K S(\tau_k) &= m \\ \frac{1}{K-1} \sum_{k=1}^{K-1} S(\tau_k) S(\tau_{k+1}) - \\ &\left(\frac{1}{K} \sum_{k=1}^K S(\tau_k) \right)^2 = \sum_{i=1}^N \sum_{j=1}^N \varrho_{ij}(T_\xi), \end{aligned} \quad (\text{A1})$$

and

$$\begin{aligned} \frac{1}{K-2} \sum_{k=1}^{K-2} S(\tau_k) S(\tau_{k+2}) - \\ \hat{s}_K^2 - \left(\frac{1}{K} \sum_{k=1}^K S(\tau_k) \right)^2 = \sum_{i=1}^N \sum_{j=1}^N \varrho_{ij}(E_{\xi,2}), \end{aligned} \quad (\text{A2})$$

where m in the first equation can be expressed in terms of γ_1 or γ_2 because of the identity

$$\sum_{i=1}^N d_i^+ = \sum_{i=1}^N d_i^- = m.$$

Observe that all quantities in the right-hand sides of (A1) and (A2) can be evaluated in terms of the model parameters, as pointed out in Section IV.

Figure 6 presents a histogram of the estimates from $L = 1000$ runs with $\theta_1 = 1$, and the parameter vector being $\gamma_1 = 4, \gamma_2 = 2, \mu = 1$. As before, the estimates are rather precise:

$$\begin{aligned} M_L[\gamma_1] &= (4.0002, 0.0186), \\ M_L[\gamma_2] &= (1.9790, 0.1744), \\ M_L[\mu] &= (0.9966, 0.0521), \end{aligned}$$

with the histograms again showing the familiar bell shape.

-
- [1] P. Holme and J. Saramäki, *Temporal Network Theory* (Springer, New York, USA, 2019).
- [2] P. Holme and J. Saramäki, Temporal networks, *Physics Reports* **519**, 97 (2012).
- [3] A. Barrat, M. Barthélemy, and A. Vespignani, *Dynamical Processes on Complex Networks* (Cambridge University Press, Cambridge, UK, 2008).
- [4] M. Starnini, A. Baronchelli, A. Barrat, and R. Pastor-Satorras, Random walks on temporal networks, *Physical Review E* **85**, 056115 (2012).
- [5] I. Scholtes, N. Wider, and A. Garas, Higher-order aggregate networks in the analysis of temporal networks: path structures and centralities, *European Physical Journal B* **89** (2016).
- [6] M. Mandjes, N. Starreveld, and R. Bekker, Queues on a dynamically evolving graph, *Journal of Statistical Physics* **173**, 1124–1148 (2018).
- [7] N. Masuda and P. Holme, *Temporal Network Epidemiology* (Springer, Singapore, 2017).
- [8] M. Karsai, H.-H. Jo, and K. Kaski, *Bursty Human Dynamics* (Springer, Berlin, Germany, 2017).
- [9] Y. Hulovatyy, H. Chen, and T. Milenković, Exploring the structure and function of temporal networks with dynamic graphlets, *Bioinformatics* **31**, i171 (2015).
- [10] L. Gauvin, M. Génois, M. Karsai, M. Kivelä, T. Takaguchi, E. Valdano, and C. Vestergaard, Randomized reference models for temporal networks, *SIAM Review* **64**, 763 (2022).
- [11] M. Mandjes, N. Starreveld, R. Bekker, and P. Spreij, Dynamic Erdős-Rényi graphs, in *Computing and Software Science: State of the Art and Perspectives*, edited by B. Steffen and G. Woeginger (Springer, New York, USA, 2019) pp. 123–140.
- [12] X. Zhang, C. Moore, and M. Newman, Random graph models for dynamic networks, *European Physical Journal B* **90** (2017).
- [13] F. Chung and L. Lu, Connected components in random graphs with given expected degree sequences, *Annals of Combinatorics* **6**, 125–145 (2002).
- [14] P. Holland, K. Laskey, and S. Leinhardt, Stochastic blockmodels: first steps, *Social Networks* **5**, 109–137 (1983).
- [15] S. Athreya, F. den Hollander, and A. Röllin, Graphon-valued stochastic processes from population genetics, *Annals of Applied Probability* **31**, 1724 (2020).
- [16] P. Braunsteins, F. den Hollander, and M. Mandjes, A sample-path large deviation principle for dynamic Erdős-Rényi random graphs, *Annals of Applied Probability* **33**, 3278–3320 (2023).
- [17] S. Chatterjee and S. Varadhan, The large deviation principle for the Erdős-Rényi random graph, *European Journal of Combinatorics* **32**, 1000–1017 (2011).
- [18] H. Crane, Dynamic random networks and their graph limits, *Annals of Applied Probability* **26**, 691–721 (2016).
- [19] Y. Huang and A. Röllin, The SIR epidemic on a dynamic Erdős-Rényi random graph (2024), arXiv:2404.12566.
- [20] N. Arcolano, K. Ni, B. Miller, N. Bliss, and P. Wolfe, Moments of parameter estimates for Chung-Lu random graph models, in *2012 IEEE International Conference on Acoustics, Speech and Signal Processing (ICASSP)* (2012) pp. 3961–3964.
- [21] R. van der Hofstad, *Random Graphs and Complex Networks, Volume I*. (Cambridge University Press, Cambridge, UK, 2017).
- [22] M. Mandjes and J. Wang, Estimation of on- and off-time distributions in a dynamic Erdős-Rényi random graph (2024), arXiv:2401.14531.
- [23] S. Asmussen, *Applied Probability and Queues* (Springer, New York, USA, 2003).
- [24] A. van der Vaart and J. Wellner, *Weak Convergence and Empirical Processes* (Springer, New York, USA, 1996).
- [25] O. Boxma and M. Mandjes, Affine storage and insurance risk models, *Mathematics of Operations Research* **46**, 1282 (2021).
- [26] R. van der Hofstad, *Random Graphs and Complex Networks, Volume II*. (Cambridge University Press, Cambridge, UK, 2023).