

Rheological response of soft Solid/Liquid Composites

Elina Gilbert^{a,b}, Anniina Salonen^c, and Christophe Poulard^{*a}

^aUMR8502 Laboratoire de Physique des Solides, Université Paris-Saclay, 1 rue Nicolas Appert, bâtiment 510, 91400 Orsay

^bUMR0782 SayFood INRAE, Campus Agro Paris-Saclay, bâtiment E, 22 place de l'agronomie, 91120 Palaiseau (current affiliation)

^cSoft Matter Sciences and Engineering, ESPCI Paris, PSL University, CNRS, Sorbonne Université, 75005 Paris, France

February 18, 2025

soft matter | rheology | emulsion | polymer | time-concentration superposition

Understanding a material's dissipative response is important for their use in many applications, such as adhesion. In dispersions the interplay between matrix and inclusions complicates any description. Fractional rheology is conveniently used to fit the storage and loss moduli of complex materials, although the physical picture is often elusive. We study the rheology of soft solid/liquid composites of liquid poly(ethylene glycol) (PEG) droplets in a soft poly(dimethylsiloxane) (PDMS) matrix. We analyze the influence of the droplets through fractional rheology and a time-concentration superposition. Viscous dissipation increases proportionally with volume fraction, and we show that a simple, well-fitting model can induce misinterpretation of the physics in a complex material.

Before even the foundation of the Society of Rheology in 1929, one of the main concerns of soon-to-be rheologists was to describe the flow behavior of complex materials using the simplest possible models, and to link those models to physical-chemical parameters of the studied systems. In 1921, Nutting proposed a logarithmic model to improve previous descriptions by Michelson on viscoelastic materials (then called "elastico-viscous") [1–3], leading to a power-law deformation curve:

$$\frac{d\gamma}{\gamma} \propto n \frac{dt}{t} + m \frac{d\tau}{\tau} \quad (1)$$

where γ is the shear strain, t the experimental time and τ the shear stress. The experimental observations behind this empirical law also led Nutting to suggest a relationship between solicitation time and temperature of the material, thirty years before the well known Williams-Landel-Ferry equation [4]. About twenty years later, Blair and his collaborators came back to these equations while trying to describe the firmness and springiness of cheese, as the elastic modulus and the viscosity proved insufficient [5]. Blair proposed a "principle of intermediacy" for complex materials with behaviors in-between New-

tonian liquids and Hookean solids, with a non-unit derivative, such that:

$$\tau(t) = \mathbb{V} \frac{d^\alpha \gamma}{dt^\alpha} \quad (2)$$

where $\alpha \in [0; 1]$ and \mathbb{V} in $\text{Pa}\cdot\text{s}^\alpha$ is a "quasi-property" of the material [6, 7]. When $\alpha = 0$, the material is fully elastic and \mathbb{V} is the shear modulus G . When $\alpha = 1$, it is a viscous liquid, and \mathbb{V} is the viscosity η . Between those extreme behaviors, α represents a relative importance of the dissipative character of the material, and \mathbb{V} characterizes an integrated view of dynamic relaxations in the sample relating to its structure.

It took another twenty years until Caputo formally defined the fractional derivative [8]:

$$\frac{d^\alpha f}{dt^\alpha} = \frac{1}{\Gamma(1-\alpha)} \int_0^t \frac{f(x)}{(t-x)^\alpha} dx \quad (3)$$

with the gamma function $\Gamma(x) = \int_0^\infty t^{x-1} e^{-z} dz$.

The introduction of the Fourier transform of the fractional model yet another twenty years later, allowed for its use in oscillatory models.

$$\tau^*(\omega) = \mathbb{V}(i\omega)^\alpha \quad (4)$$

This allowed for physical analysis of the fractional model which has been convenient to compare engineered materials and to implement in finite element models, but with little physical basis. Bagley and Torvik established an analogy between a fractional model and a Rouse polymer represented by an extended Maxwell model: integrating over all the branches of the model led to a frequency dependency to the power 1/2 in the complex modulus [9, 10]. Gloeckle and Nonnenmacher used a fractional Zener model with a fractional integration method to fit experimental data on polymer melts [11]. This model showed fractal time processes in the relaxation spectrum [12, 13] whose study inspired another model, similar to an extended Maxwell model but with a recursive definition of each branch in a ladder structure [14, 15].

Due to the complexity of the processes at play no unified theory linking fractional models to the

structure of complex systems has yet emerged, however a recent series of papers use the fractal ladder model and its fractional approximation to study the behavior of colloidal gels. The model shows a link between the fractal dimension in the structural heterogeneities and the rheological behavior of the theoretical gels [16–18].

In the last decades, solid-liquid composites (SLC), particularly those consisting of elastomer matrices with liquid droplet inclusions, have emerged as a promising class of materials that combine the structural integrity of solids with the properties of liquids [19]. These innovative systems offer opportunities for developing multi-functional materials with tailored characteristics, making them increasingly important in various fields of materials science and engineering [20–23]. However, the rheological response of such systems has not been studied extensively. In the present study, we focus on soft SLC, composed of encapsulated liquid droplets in a soft solid continuous phase, and fit them using fractional rheology, and use superposition methods to link the model to the response of the system, focusing on the influence of the liquid droplets on viscous dissipation.

Results

Frequency-dependent behavior of liquid-in-solid emulsions

We make materials with viscous polyethylene glycol (PEG) inclusions embedded in a viscoelastic poly dimethylsiloxane (PDMS) matrix, and characterize their rheological response. The rheological response of the materials are shown in Figure 1. In small deformation oscillatory rheometry, the liquid-in-solid emulsions show a typical rheological response similar to the one shown in Figure 1(a). The storage modulus G' is close to the elastomeric plateau of the PDMS continuous phase (in pink), but shows a weak increase. The loss modulus G'' shows two asymptotic behaviors at low and high frequencies. At high frequency, the asymptotic behavior tends towards a power law with a non-integer exponent of 0.4 of the pure elastomer continuous phase. At low frequency,

the influence of the inclusion of droplets is visible, flattening the loss modulus towards a power-law of very small exponent. The weak increase in the storage modulus seems to follow a similar power-law of small exponent. These asymptotic behaviors are similar at all volume fractions as shown on Figure 1(b). They translate into a transition in the loss factor $\tan\delta$ between a low plateau at low frequencies and an increase at higher frequencies, as shown on Figure 1(c). While the evolution in storage modulus shows no specific trend as we previously observed [24], the plateau value of the loss modulus increases with volume fraction for $\Phi \leq 0.5$. The frequency of transition between the two asymptotic behaviors in the loss modulus is changing with volume fraction. This translates into different frequencies of transition in the loss factor. The behavior at high frequency is very similar across all volume fractions, as Figure 1(d) emphasizes, which can be interpreted as the continuous phase relaxation completely overtaking the relaxation of the droplets. Indeed, at high frequencies, the elastic continuous phase will "respond" more quickly to solicitations than the liquid droplets.

Given the two clear non-integer exponents in the asymptotic power-laws in the dissipative response of our samples, we choose to model the solid emulsions using fractional rheology. The aim is to represent our data with the simplest possible model, so we use a modified Kelvin-Voigt model with fractional branches to represent the two asymptotes.

Fractional Kelvin-Voigt model

Elastomers can usually be represented by a fractional Kelvin-Voigt model in the frequency interval of our study. The storage modulus is on the elastomeric plateau while the loss modulus is increasing following a power-law with a non-integer exponent [25–27]. Thus, we can already fit the silicone continuous phase with a fractional Kelvin-Voigt model, with one purely elastic branch for the storage modulus, and a fractional branch for the loss modulus. This gives us a first model of the form

$$G_0^* = V_0(i\omega)^{\alpha_0} + G_0$$

We extend this model to our solid emulsion samples, by changing the branch at play for the low-frequency behavior into a second fractional branch, in order to have two power-law behaviors, as follows:

$$G^* = V_0(i\omega)^{\alpha_0} + V_1(i\omega)^{\alpha_1} \quad (5)$$

The schematic representation of these models as well as the resulting fitting parameters are shown on Figure 2.

As shown on Figure 2(a), the fractional branch for the PDMS (V_0, α_0) is retained for all the solid emulsion samples. To fit them with our fractional Kelvin-Voigt model, we set the values of V_0 and α_0 at respectively $2.06 \text{ Pa}\cdot\text{s}^{\alpha_0}$ and 0.4. The quasi-property V_1 represented on Figure 2(b), corresponding to the plateau value in loss modulus at low frequencies, seems to stay constant with volume fraction for $\Phi \leq 0.5$. At higher volume fraction, despite a lower quality of fit, we can observe a decrease of V_1 , similarly to the behavior of the storage moduli measured at $\omega = 2\pi \text{ rad}\cdot\text{s}^{-1}$, showing that the quasi-property is strongly coupled to the elastic response of the samples. The power-law exponent α_1 , however, increases linearly with the volume fraction for $\Phi \leq 0.5$, while keeping a very low value below 0.1.

We can interpret α_1 as a measure of the importance of viscous dissipation compared to a purely elastic response. The higher its value the more prominent a role viscosity plays. In this case, it would seem that the inclusion of droplets mainly impacts system elasticity, however their slight dissipative behavior is extremely important to describe the full rheological behavior of the solid emulsions. Indeed, if the inclusions were only elastic, there would be no impact on the loss modulus of the emulsions, instead of the asymptote observed low frequencies. The variation in loss moduli are interesting, as bulk dissipation in elastomeric materials drives their adhesive behavior [28], making solid emulsions especially promising soft adhesives.

α_1 , which controls the frequency dependency of the solid emulsions, increases linearly with the volume fraction. We can thus draw a link between volume fraction and time-dependency in our solid emulsions. In fractional material, the exponent characterizes microscopic dynamic relaxation events.

This linear increase in α_1 suggests either an increase in the number of events or an increased impact of these events. It is difficult to choose between either mechanism without a clear theoretical framework.

Time-volume fraction superposition

The simple fractional model we proposed does not allow a simple interpretation of the rheological behavior of our solid emulsions. Thus, we need other methods to create a physical picture from this peculiar rheological behavior. Based on the similar asymptotic behavior between all samples and the continuous phase at high frequencies, we propose a time-volume fraction superposition. To obtain a time-volume fraction superimposed master-curve, we need to find rescaling factors in frequency, a , and in moduli, b . To obtain the frequency rescaling factor a , we collapse the high frequency behavior of the loss factor for all volume fractions with the loss factor of the pure PDMS continuous phase. Because of experimental variables such as bubbles trapped in the sample during generation or the transition between the two asymptotic behaviors not being fully captured in the interval of frequencies we studied, some room was allowed in the estimation of a . Minimal and maximal possible values were estimated so that the high-frequency behavior of the loss factors could be within 20% of the PDMS loss factor. The resulting rescaling and rescale factors are represented on Figure 3.

In the studied frequency interval, we capture mostly the divergence from the continuous phase, showing the influence of the liquid inclusions. At high frequency however, the loss factors asymptotically tend towards the PDMS behavior for all samples. We find a satisfying superposition at high frequencies with a linear increase of a with the volume fraction.

Once temporal scaling is obtained, we can rescale the moduli by normalizing them by the storage modulus of the continuous phase at a given frequency (here at $a\omega = 10$). The result of the rescaling is shown on Figure 4.

The storage moduli collapse together in a single curve with a small deviation due to the weak in-

crease caused by the presence of liquid droplets. We can notice that the scale factor b shows no particular trend in its evolution due to the similarities in storage moduli. The loss moduli on the other hand rescale like the loss factors. At high frequencies, the curves tend asymptotically to the continuous phase, although in the studied frequency range we mainly catch the deviations from the asymptote due to the presence of the droplets. We can study the droplet-driven variation between samples at a given abscissa $a\omega$ before the transition to the continuous phase-like behavior. This method allows to compare the viscous dissipation in the samples while making sure that only the droplet-dominated behavior is at play. At a fixed angular frequency ω , samples could be in different regimes, and thus the results could mix behavior in the droplet-dominated region, the transition region, and even from the continuous phase-dominated region.

Discussion of the master-curve

To compare our samples at a given rescale frequency $a\omega$, we interpolate the experimental data with a "closest-fit" curve following the fractional Kelvin-Voigt model described above. In order to stay coherent with the data, we will limit the study to the frequencies that were accessible through the experiment, namely $a\omega \in [10^{-1}, 10^3]$.

To confirm that the deviation in storage modulus has little influence over the superimposition we compare the rescaled storage modulus bG' to the continuous phase G'_0 . After rescaling the moduli, the dissipative influence of the droplets seen on G'' seems to contribute to a divergence from the master-curve at low frequencies. To quantify this divergence, the difference between the rescaled moduli of the emulsions and the continuous phase are represented on 5. We focus on the zone of interest in rescaled frequencies, *i.e.* before the crossover of the moduli of the solid emulsions and the continuous phase, so that the influence of the droplets dominates over the loss modulus, so for $a\omega \leq 50$.

In the interval of frequencies studied, the rescaled storage moduli are always deviating from the mod-

ulus of the continuous phase by less than 20 %, thus we consider that the rescaling is satisfying. This divergence grows more important as the volume fraction increases, either with the moduli increasing (for $a\omega \geq 10$) or decreasing (for $a\omega \leq 10$), and saturates for $\Phi \geq 0.4$ around a value of 1.2 (respectively 0.8).

The dissipative behavior of the droplets in the emulsions ($bG'' - G''_0$), in the zone of interest in rescaled frequency, increases linearly with the volume fraction and saturates for $\Phi > 0.4$. The dissipative contributions from the continuous phase and the droplets thus seem to simply be additive. In the interval of frequencies where the influence of the inclusion of droplets is being probed, *i.e.* before the high frequency asymptotic behavior is reached, we observe a divergence of the dissipation from the elastomeric continuous phase which is proportional to the volume fraction of liquid in the solid emulsions for $\Phi \leq 0.4$. This structural shift caused by the inclusion of liquid droplets might still be present at higher volume fraction, but we are limited by the experiment in the higher frequencies. It is then difficult to conclude if the apparent saturation of dissipation at high volume fractions is linked to a structural change in the samples, or caused by experimental limitations.

Conclusion

We have studied the rheological response of soft solid emulsions formed of drops of PEG in PDMS. Our materials show a weak increase in storage modulus close to the elastomeric plateau of the pure continuous phase, and two asymptotic behaviors in loss modulus. At high frequency, the emulsions loss modulus increases like the loss modulus of the continuous phase, whereas it flattens at low frequencies, showing the influence of the encapsulated droplets. We employed two different analytical methods commonly used in the field of rheology of dispersed systems to better understand this dissipative behavior. Since the rheological response of the silicone continuous phase follows a fractional rheological model, which is commonly used to describe the behavior of elastomers, we first fit our experimental data us-

ing an extended fractional model based on a Kelvin-Voigt model. The resulting fit parameters may not necessarily reflect the underlying physical principles but effectively adjust all our data. Based on this fractional Kelvin-Voigt model, we establish a "closest fit" curve to compare the rheological behavior of solid emulsions at varying frequencies, in order to apply recent approaches that establish time/volume fraction equivalences. Thus, we transition from purely mathematical adjustments to physically-based modeling. We show that at high rescaled frequencies, the moduli collapse on a curve corresponding to the evolution of the pure continuous phase. Increasing the solicitation frequency thus "hides" the droplets' dissipative behavior in the solid emulsions. On the other hand, at low rescaled frequencies, the solid emulsions' moduli diverge from the master-curve, emphasizing the influence of the dispersed liquid. At low frequencies, the liquid inclusions in the elastomer have sufficient time to respond to the imposed deformations, resulting in a rheological behavior dominated by the presence of the droplets and their interactions with the solid matrix. The linear relationship of the loss modulus with volume fraction indicates that the dissipation is indeed proportional to the number of droplets within the material. Conversely, at high frequencies, the droplets do not have enough time to deform, causing the material to behave more elastically, as its properties are dominated by the solid matrix. This allows us to eliminate the frequency dependence of the viscous dissipation in the range where droplets dominate the dissipation, as shown in Figure 5, where G'' increases linearly with volume fraction before reaching a plateau independent of frequency. Similarly, the very small value of α_1 in the fractional Kelvin-Voigt model indicates that the behavior of V_1 closely resembles that of a pure elastic material. This is also confirmed by the evolution of G' which remains close to the pure continuous phase value, even as volume fraction increases. These findings deepen our understanding of the intricate interactions in soft solid emulsions materials and provide essential guidance for developing new materials. Future investigations could examine the impact of various types of liquid inclusions and their interactions with the elastomer matrix, further

advancing our knowledge and optimizing material performance. We believe that our experimental results create an opportunity to improve and expand existing models, moving past purely mathematical methods.

SI Datasets

The data for this study are available at the following DOI : 10.5281/zenodo.13914474.

Materials and Methods

Generation of the solid emulsion

The continuous phase is a mix of two commercially available PDMS elastomer kits, Sylgard 184 and Sylgard 527, provided by Dow®. Both kits are mixed according to specification, then they are mixed together at a proportion 80 : 20 Sylgard527:Sylgard184. A block copolymer of PDMS and PEG, DBE-224, provided by Gelest®, is added to the liquid continuous phase to stabilize the emulsion. Pure liquid PEG 600 (Sigma-Aldrich®) is dispersed in the continuous phase mix using an IKA T-18 Basic Ultra-Turrax® with and SN18-10G probe. Because the dispersion step generates heat which catalyzes the cross-linking of the PDMS, and PEG 600 crystallizes just below room temperature, the emulsion is dispersed in a sequential manner. During the first two-minute long mixing step, on speed 3¹ the emulsion is cooled in an ice bath for 10 seconds every 30 seconds. After a short homogenization by hand, the second dispersion step is performed on speed 1 for one minute, with again two cooling steps of 10 seconds in an ice bath. The homogeneous emulsions are then poured in a Petri dish mold (\varnothing 35 mm or \varnothing 25 mm) and left to cure at room temperature for two to three days, allowing for evacuation of most of the unwanted air bubbles created by the dispersion

¹The T-18 Basic Ultra Turrax only has nominal speeds, which correspond to a given power of the motor, and no control over the rotation-per-minute which depends on the viscosity of the mixed liquids.

step. The typical structure of these emulsions has been described in a previous paper [24].

Linear oscillatory rheometry

Oscillatory rheology measurements are conducted on Anton Paar® (MCR301 and MCR302) rheometers, in plate-plate configuration on a Peltier surface. The samples have a diameter of either 25 mm or 35 mm and the measuring tool geometry is chosen to be as close as possible in diameter. For the larger samples, a P50 was chosen, and the measured moduli were corrected by a factor of $(R_{\text{measuring tool}}/R_{\text{sample}})^4$. For the smaller samples, a P25 was chosen and no correction was needed. To ensure contact during the measurements, the initial normal force is set at 2 N and a thin layer of the continuous phase mix is crosslinked between the sample and the two plates of the rheometer at 70°C for 4 h. The frequency sweeps in this study are then performed at 25°C and fixed deformations of $\gamma = 0.1\%$ or $\gamma = 0.01\%$.

Acknowledgments

The authors thank Sandrine Mariot and Laura Wallon for their help in the experiments and the sample generation. We would also like to acknowledge Emanuela Del Gado for the fascinating discussion on building master curves using fractional rheology to reveal the influence of the structure of soft materials.

References

- [1] P.G. Nutting. "A New General Law of Deformation". In: *Journal of the Franklin Institute* 191.5 (1921), pp. 679–685. doi: 10.1016/S0016-0032(21)90171-6.
- [2] A Michelson. "The Laws of Elastico-Viscous Flow". In: *Proceedings of the National Academy of Sciences* 3.5 (1917).
- [3] A A Michelson. "The Laws of Elastico-Viscous Flow". In: *Proceedings of the National Academy of Sciences* 6 (1920).

- [4] Malcolm L. Williams, Robert F. Landel, and John D. Ferry. "The Temperature Dependence of Relaxation Mechanisms in Amorphous Polymers and Other Glass-forming Liquids". In: *J. Am. Chem. Soc.* 77.14 (1955), pp. 3701–3707. doi: 10.1021/ja01619a008.
- [5] G W Scott Blair and F. M. V. Coppen. "The Subjective Judgement of the Elastic and Plastic Properties of Soft Bodies; the "Differential Thresholds" for Viscosities and Compression Moduli". In: *Proc. R. Soc. Lond. B* 128.850 (1939), pp. 109–125. doi: 10.1098/rspb.1939.0046.
- [6] G W Scott Blair. "Analytical and Integrative Aspects of the Stress-Strain-Time Problem". In: *J. Sci. Instrum.* 21.5 (1944), pp. 80–84. doi: 10.1088/0950-7671/21/5/302.
- [7] G. W. S. Blair and B. C. Veinoglou. "Limitations of the Newtonian Time Scale in Relation to Non-Equilibrium Rheological States and a Theory of Quasi-Properties". In: *Proc. R. Soc. Lond. A* 189.1016 (1947), pp. 69–87. doi: 10.1098/rspa.1947.0029.
- [8] M. Caputo. "Linear Models of Dissipation Whose Q Is Almost Frequency Independent—II". In: *Geophysical Journal International* 13.5 (1967), pp. 529–539. doi: 10.1111/j.1365-246X.1967.tb02303.x.
- [9] R. L. Bagley and P. J. Torvik. "A Theoretical Basis for the Application of Fractional Calculus to Viscoelasticity". In: *Journal of Rheology* 27.3 (1983), pp. 201–210. doi: 10.1122/1.549724.
- [10] R. L. Bagley and P. J. Torvik. "On the Fractional Calculus Model of Viscoelastic Behavior". In: *Journal of Rheology* 30.1 (1986), pp. 133–155. doi: 10.1122/1.549887.
- [11] T. F. Nonnenmacher and W. G. Glöckle. "A Fractional Model for Mechanical Stress Relaxation". In: *Philosophical Magazine Letters* 64.2 (1991), pp. 89–93. doi: 10.1080/09500839108214672.
- [12] Walter G. Gloeckle and Theo F. Nonnenmacher. "Fractional Integral Operators and Fox Functions in the Theory of Viscoelasticity". In: *Macromolecules* 24.24 (1991), pp. 6426–6434. doi: 10.1021/ma00024a009.
- [13] Walter G. Gloeckle and T. F. Nonnenmacher. "Fractional Relaxation and the Time-Temperature Superposition Principle". In: *Rheola Acta* 33.4 (1994), pp. 337–343. doi: 10.1007/BF00366960.
- [14] H Schiessel and A Blumen. "Hierarchical Analogues to Fractional Relaxation Equations". In: *J. Phys. A: Math. Gen.* 26.19 (1993), pp. 5057–5069. doi: 10.1088/0305-4470/26/19/034.
- [15] H Schiessel et al. "Generalized Viscoelastic Models: Their Fractional Equations with Solutions". In: *J. Phys. A: Math. Gen.* 28.23 (1995), pp. 6567–6584. doi: 10.1088/0305-4470/28/23/012.
- [16] Aditya Jaishankar and Gareth H. McKinley. "A Fractional K-BKZ Constitutive Formulation for Describing the Nonlinear Rheology of Multiscale Complex Fluids". In: *Journal of Rheology* 58.6 (2014), pp. 1751–1788. doi: 10.1122/1.4892114.
- [17] Aditya Jaishankar and Gareth H. McKinley. "Power-Law Rheology in the Bulk and at the Interface: Quasi-Properties and Fractional Constitutive Equations". In: *Proc. R. Soc. A.* 469.2149 (2013), p. 20120284. doi: 10.1098/rspa.2012.0284.
- [18] Minaspi Bantawa et al. "The Hidden Hierarchical Nature of Soft Particulate Gels". In: *Nat. Phys.* (2023). doi: 10.1038/s41567-023-01988-7.
- [19] Robert W. Style et al. "Solid-Liquid Composites for Soft Multifunctional Materials". In: *Adv. Funct. Mater.* (2020), p. 2005804. doi: 10.1002/adfm.202005804.
- [20] Zhizhi Sheng et al. "Solid-Liquid Host-Guest Composites: The Marriage of Porous Solids and Functional Liquids". In: *Advanced Materials* 33.52 (2021), p. 2104851. doi: 10.1002/adma.202104851.

- [21] Miao Yu et al. "Solid–liquid composites with high impact resistance". In: *Acta Mechanica Sinica* 34 (2021), pp. 911–921.
- [22] Xiaoxiang Li et al. "Solid–liquid phase change composite materials for direct solar–thermal energy harvesting and storage". In: *Accounts of Materials Research* 4.6 (2023), pp. 484–495.
- [23] Lingzhi Cai et al. "Printing on liquid elastomers". In: *Soft Matter* 16.12 (2020), pp. 3137–3142.
- [24] E Gilbert, A Salonen, and C Poulard. "Decoupling the Rheological Responses of a Soft Solid Emulsion with Liquid Inclusions". In: *J. Phys.: Condens. Matter* 36.42 (2024), p. 425103. doi: 10.1088/1361-648X/ad61ad.
- [25] Peter Sollich et al. "Rheology of Soft Glassy Materials". In: *Phys. Rev. Lett.* 78.10 (1997), pp. 2020–2023. doi: 10.1103/PhysRevLett.78.2020.
- [26] Peter Sollich. "Rheological Constitutive Equation for Model of Soft Glassy Materials". In: *Phys. Rev. E* 58.1 (1998), pp. 738–759. doi: 10.1103/PhysRevE.58.738.
- [27] P. Hébraud, F. Lequeux, and J.-F. Paliarne. "Role of Permeation in the Linear Viscoelastic Response of Concentrated Emulsions". In: *Langmuir* 16.22 (2000), pp. 8296–8299. doi: 10.1021/1a001091g.
- [28] Costantino Creton and Matteo Ciccotti. "Fracture and Adhesion of Soft Materials: A Review". In: *Rep. Prog. Phys.* 79.4 (2016), p. 046601. doi: 10.1088/0034-4885/79/4/046601.

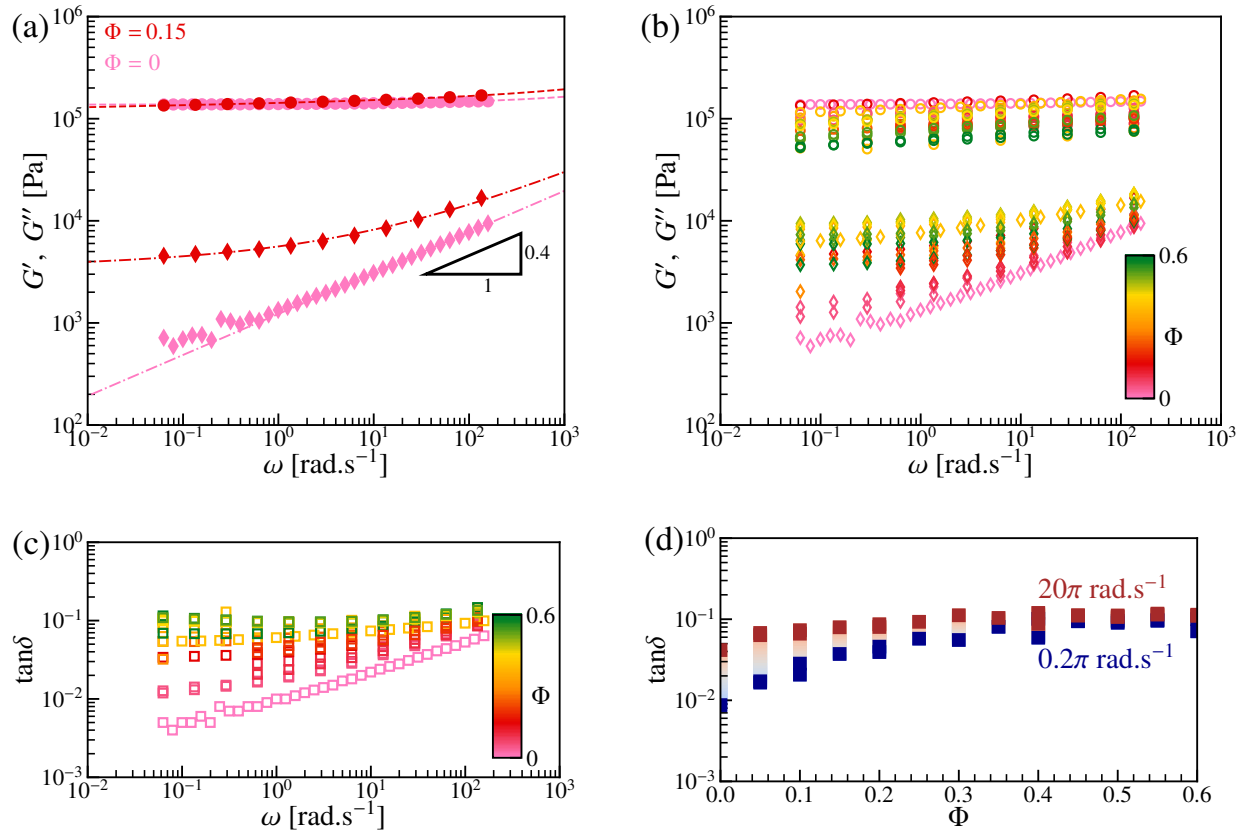


Figure 1: **(a)** Comparison of the frequency dependency of the storage (●) and loss (◆) moduli of the pure continuous phase (pink, $\Phi = 0$), and a solid emulsion of volume fraction $\Phi = 0.15$ (red). **(b)** Evolution of the storage (○) and loss (◇) moduli of solid emulsions with the angular frequency. The colors correspond to the volume fraction of each sample. **(c)** Evolution of the loss factor of solid emulsions with the angular frequency. **(d)** Evolution of the loss factor with the volume fraction of solid emulsions at two angular frequencies, 20π rad.s $^{-1}$ (red) and 0.2π rad.s $^{-1}$ (blue). The lighter colors represent the range of behaviors between these frequencies.

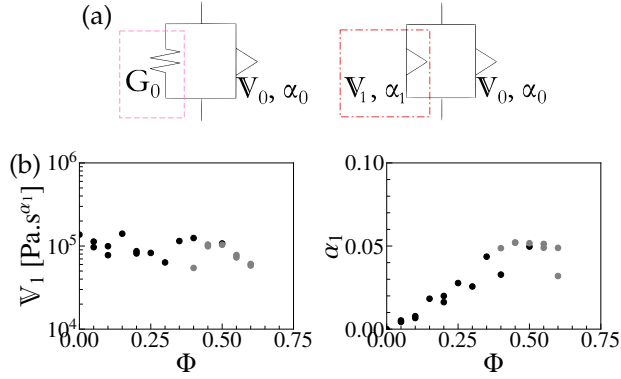


Figure 2: **(a)** Fractional rheology models used to represent the PDMS (left) and the solid emulsions (right). The changing branch corresponds to the different power-laws visible at low frequencies and on G' . V_0 is set at 2.06 Pa.s $^{\alpha_0}$ and α_0 at 0.4. **(b) Left** Evolution of the quasi-property V_1 with the volume fraction. The grey circles correspond to samples for which $R^2 < 0.9$. **Right** Evolution of the fractional power-law exponent α_1 with the volume fraction.

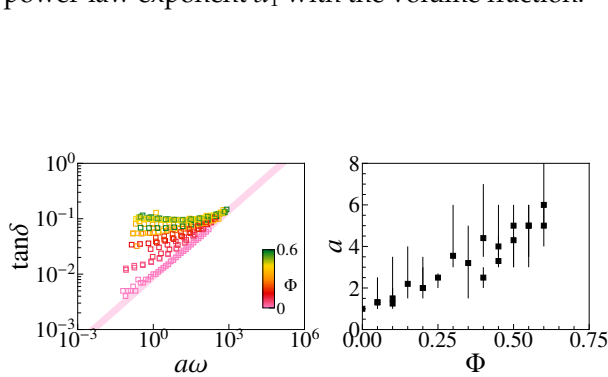


Figure 3: **Left** Rescaling of the loss factor with the volume fraction-time superposition. The pink line shows the continuous phase behavior at high frequencies. **Right** Evolution of the volume fraction-time rescale factor a with volume fraction. The markers correspond to factors used in a , and the error bars indicate the range of acceptable values.

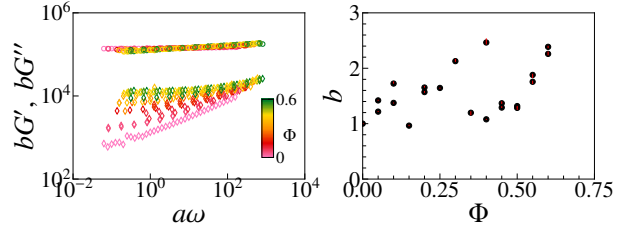


Figure 4: **Left** Time-volume fraction rescaled storage (\circ) and loss (\diamond) moduli of all samples. **Right** Modulus scaling factor b for all volume fractions. The red error bars indicate the values obtained from the frequency rescalings with the maximal and minimal values of a .

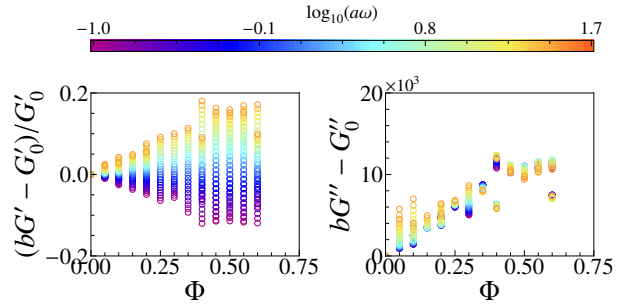


Figure 5: **Left** Relative variation of the rescaled storage modulus bG' compared to the continuous phase storage modulus G'_0 with the volume fraction at different rescaled frequencies $a\omega$, indicated by the colors. **Right** Evolution of the space between the rescaled loss bG'' and the continuous phase loss G''_0 with the volume fraction at different rescaled frequencies $a\omega$.