

# Large-scale clustering of inertial particles in a rotating, stratified and inhomogeneous turbulence

Nathan Kleeorin<sup>1,2</sup> and Igor Rogachevskii<sup>1,3\*</sup>

<sup>1</sup>*Department of Mechanical Engineering, Ben-Gurion University of the Negev, P. O. Box 653, Beer-Sheva 84105, Israel*

<sup>2</sup>*IZMIRAN, Troitsk, 108840 Moscow Region, Russia*

<sup>3</sup>*Nordita, KTH Royal Institute of Technology and Stockholm University, Hannes Alfvéns väg 12, SE-10691 Stockholm, Sweden*

We develop a theory of various kinds of large-scale clustering of inertial particles in a rotating density stratified or inhomogeneous turbulent fluid flows. The large-scale particle clustering occurs in scales which are much larger than the integral scale of turbulence, and it is described in terms of the effective pumping velocity in a turbulent flux of particles. We show that for a fast rotating strongly anisotropic turbulence, the large-scale clustering occurs in the plane perpendicular to rotation axis in the direction of the fluid density stratification. We apply the theory of the large-scale particle clustering for explanation of the formation of planetesimals (progenitors of planets) in accretion protoplanetary discs. We determine the radial profiles of the radial and azimuthal components of the effective pumping velocity of particles which have two maxima corresponding to different regimes of the particle–fluid interactions: at the small radius it is the Stokes regime, while at the larger radius it is the Epstein regime. With the decrease the particle radius, the distance between the maxima increases. This implies that smaller-size particles are concentrated nearby the central body of the accretion disk, while larger-size particles are accumulated far from the central body. The dynamic time of the particle clustering is about  $\tau_{\text{dyn}} \sim 10^5\text{--}10^6$  years, while the turbulent diffusion time is about  $10^7$  years, that is much larger than the characteristic formation time of large-scale particle clusters ( $\sim \tau_{\text{dyn}}$ ).

## I. INTRODUCTION

Turbulent transport of particles has been investigated in a number of publications due to various applications in geophysics, astrophysics, as well as in turbulent industrial flows [1–8]. Particular interest is related to transport of particles by rotating turbulence in astrophysical flows (e.g., formation of planetesimals as progenitors of planets in protoplanetary disks [9–14]), as well as in geophysical flows (e.g., dynamics of particles in the atmospheric tornado and duststorms [15]).

The key phenomena in particle turbulent transport include small-scale particle clustering and large-scale particle clustering. Small-scale clustering arises in scales which are much smaller than the integral turbulence scale. On the other hand, the large-scale particle clustering (i.e., formation of large-scale inhomogeneous spatial distributions in particle number density) occurs in scales which are much larger than the integral scale of turbulence.

Typical examples of the large-scale particle clustering are turbophoresis due to particle inertia and inhomogeneity of turbulence [16–19] and turbulent thermal diffusion in temperature stratified turbulence [20, 21]. Turbophoresis results in accumulation of inertial particles in the vicinity of the minimum of the turbulent intensity, while turbulent thermal diffusion causes the formation of large-scale particle clusters in the vicinity of the mean temperature minimum.

Turbulent thermal diffusion has been intensively investigated analytically [20–27] using different theoretical approaches. This effect has been found in direct numerical simulations [28, 29], detected in various laboratory experiments [30–34], studied in geophysical [35] and planetary [36] turbulence as well as in astrophysical turbulence [12].

In the present theoretical study, we show that the rotation results in various type of large-scale clustering of inertial particles in density stratified or inhomogeneous turbulent fluid flows. For fast rotating strongly anisotropic turbulence, the dominant contribution to the large-scale clustering occurs in the plane perpendicular to rotation axis in the direction of the fluid density stratification. The developed theory of large-scale particle clustering is applied for explanation of formation of planetesimals (progenitors of planets) in accretion protoplanetary discs.

This paper is organized as follows. In Section II we discuss general ideas for developing a mean-field theory describing turbulent transport of inertial particles in a rotating turbulence. Here we present a general expression for effective pumping velocity of particles in density stratified and inhomogeneous rotating turbulence. In Section III we outline the method of derivations and approximations made to determine the rotational contributions to the Reynolds stress and the turbulent heat flux. This allows us to derive expressions for various contributions to the effective pumping velocity of particles describing different kinds of large-scale particle clustering in small-scale density stratified and inhomogeneous rotating turbulence. In Section IV we discuss applications of the analyzed effects for formation of planetesimals in protoplanetary discs. Finally, conclusions are drawn in Section IV. In Appendix A we derive expression for the total effective

---

\* gary@bgu.ac.il; <http://www.bgu.ac.il/~gary>

pumping velocity of inertial particles, while in Appendix B we obtain the rotational contributions to the Reynolds stress and the turbulent heat flux. In Appendix C we give the identities used for the derivation of the total effective pumping velocity of inertial particles.

## II. PARTICLES IN A ROTATING TURBULENCE

Equation for the number density  $n_p(t, \mathbf{r})$  of small particles advected by a random fluid flow reads:

$$\frac{\partial n_p}{\partial t} + \text{div}(n_p \mathbf{V}) = D \Delta n_p, \quad (1)$$

where  $D$  is the coefficient of molecular (Brownian) diffusion,  $\mathbf{V}$  is a random velocity field of particles which they acquire in a turbulent fluid velocity  $\mathbf{u}$  in a low-Mach-number flow. Note that  $\text{div} \mathbf{V} \neq 0$  is due to particle inertia and inhomogeneity of the fluid density [10, 20, 37].

Now we consider the large-scale dynamics of inertial particles in a fast rotating turbulent fluid flow. The equation for the mean field  $\bar{n} = \langle n_p \rangle$  derived using different analytical approaches [8, 20, 21], reads

$$\frac{\partial \bar{n}}{\partial t} + \text{div} \left[ \bar{n} \mathbf{V}^{\text{eff}} - \hat{\mathbf{D}}^T \nabla \bar{n} \right] = D \Delta \bar{n}, \quad (2)$$

where the first term in the squared brackets of Eq. (2),  $\bar{n} \mathbf{V}^{\text{eff}}$ , determines the contribution to the turbulent flux of particles caused by the effective pumping velocity. This effective pumping velocity is given by

$$\mathbf{V}^{\text{eff}} = - \langle \tau \mathbf{V} \text{div} \mathbf{V} \rangle, \quad (3)$$

where  $\tau$  is the turbulent correlation time of the fluid flow. The second term,  $-\hat{\mathbf{D}}^T \nabla \bar{n} = -D_{ij}^T \nabla_j \bar{n}$ , in the squared brackets of Eq. (2) determines the contribution to the flux of particles caused by turbulent diffusion:

$$D_{ij}^T = \langle \tau V_i V_j \rangle \quad (4)$$

is the turbulent diffusion tensor.

We consider particles advected by a rotating turbulent fluid flow for large Péclet numbers and large Reynolds numbers. The equation of motion for particles is given by

$$\frac{d\mathbf{V}}{dt} = \frac{\mathbf{u} - \mathbf{V}}{\tau_p} + 2\mathbf{V} \times \boldsymbol{\Omega}, \quad (5)$$

where  $\mathbf{V}$  is the random velocity field of particles caused by fluctuations of the fluid velocity  $\mathbf{u}$ , which are determined by equation

$$\frac{d\mathbf{u}}{dt} = -\frac{\nabla P}{\bar{\rho}} + \nu \Delta \mathbf{u} + 2\mathbf{u} \times \boldsymbol{\Omega} + \frac{\mathbf{f}}{\bar{\rho}}. \quad (6)$$

Here  $\boldsymbol{\Omega}$  is the angular velocity,  $P$  are fluid pressure fluctuations,  $\bar{\rho}$  is the mean fluid of the density,  $\nu$  is the kinematic velocity,  $\mathbf{f}$  is the external random force, and  $\tau_p$  is

the stopping time describing particle and fluid interaction. The notion "stopping" time is originated in astrophysics.

When the mean-free path of the gas molecules is much smaller than the particle radius, the particle and fluid interaction is described by the Stokes regime with  $\tau_p = m_p / (6\pi \bar{\rho} \nu a_p) = 2\rho_p a_p^2 / (9\bar{\rho} \nu)$ , where  $\rho_p$  is the material density of particles,  $m_p$  and  $a_p$  are the particle mass and the particle radius, respectively. In the opposite case, when the mean-free path of the gas molecules is larger than the particle radius, the stopping time  $\tau_p$  is determined by the Epstein regime with  $\tau_p = \rho_p a_p / (\bar{\rho} c_s)$  [9, 11, 13, 14], where  $c_s$  is the sound speed.

Equation (5) can be rewritten as

$$A_{ij} V_j = u_i - \tau_p \frac{dV_i}{dt}, \quad (7)$$

where  $A_{ij} = \delta_{ij} - \omega \varepsilon_{ijk} \hat{\Omega}_k$ ,  $\hat{\Omega} = \boldsymbol{\Omega} / \Omega$  is the unit vector,  $\varepsilon_{ijk}$  is the fully anti-symmetric Levi-Civita unit tensor,  $\delta_{ij}$  is the symmetric Kronecker unit tensor and  $\omega = 2\tau_p \Omega$ . Multiplying Eq. (7) by the inverse matrix

$$A_{mi}^{-1} = \frac{1}{1 + \omega^2} (\delta_{mi} + B_{mi}), \quad (8)$$

we obtain

$$\mathbf{V}_m = \frac{1}{1 + \omega^2} (\delta_{mi} + B_{mi}) \left[ u_i - \tau_p \frac{dV_i}{dt} \right], \quad (9)$$

where  $B_{mi} = \omega (\varepsilon_{mis} \hat{\Omega}_s + \omega \hat{\Omega}_m \hat{\Omega}_i)$  and  $A_{mi}^{-1} A_{in} = \delta_{mn}$ . By means of Eq. (9), we determine  $\text{div} \mathbf{V}$  which characterises a compressibility of particle velocity field caused by the particle inertia, inhomogeneous fluid density and rotation:

$$\begin{aligned} \text{div} \mathbf{V} &= \text{div} \mathbf{u} + \frac{1}{1 + \omega^2} \left[ \omega (\hat{\Omega} \cdot \text{rot} \mathbf{u} - \omega \text{div} \mathbf{u}_\perp) \right. \\ &\quad \left. - \text{div} \left( \tau_p \frac{d\mathbf{V}}{dt} \right) - \nabla_m \left( \tau_p B_{mi} \frac{dV_i}{dt} \right) \right], \end{aligned} \quad (10)$$

where the fluid velocity  $\mathbf{u}_\perp$  is in a plane perpendicular to  $\boldsymbol{\Omega}$ . To derive Eq. (10), we use the identity  $B_{mi} \nabla_m = \omega (\hat{\Omega} \times \nabla)_i + \omega^2 \hat{\Omega}_i (\hat{\Omega} \cdot \nabla)$ .

We assume that the parameter  $\omega$  and the time  $\tau_p$  are independent parameters, so that for small time  $\tau_p$  we apply a method of iterations. This implies that the time  $\tau_p$  is the smallest time in the system. In particular, the case  $\tau_p \ll \tau_0 \ll \Omega^{-1}$  corresponds to a slow rotation ( $\Omega \tau_0 \ll 1$ ), while the case  $\tau_p < \Omega^{-1} \ll \tau_0$  corresponds to a fast rotation ( $\Omega \tau_0 \gg 1$ ), where  $\tau_0$  is the characteristic turbulent time in the integral scale  $\ell_0$ .

Using expression for the tensor  $B_{mi}$  and applying a method of iterations for small time  $\tau_p$ , Eqs. (9)–(10) are transformed to Eqs. (A3) and (A11) (see for details Appendix A). Using Eqs. (A3) and (A11), we determine the total effective pumping velocity:  $\mathbf{V}^{(\text{eff})} = - \langle \tau \mathbf{V} \text{div} \mathbf{V} \rangle$ , which is given by

$$\mathbf{V}^{(\text{eff})} = \mathbf{V}^{(A)} + \hat{\Omega} \times \mathbf{V}^{(B)} + \hat{\Omega} (\hat{\Omega} \cdot \mathbf{V}^{(C)}), \quad (11)$$

where

$$\mathbf{V}^{(A)} = \frac{1 + 3\omega^2}{(1 + \omega^2)^4} \left[ (1 + 3\omega^2) \mathbf{V}^{(1)} + (1 - \omega^2) \left( \omega^2 \mathbf{V}^{(2)} + \mathbf{V}^{(3)} \right) - \omega^2 (3 + \omega^2) \mathbf{V}^{(4)} + 2\omega^3 \mathbf{V}^{(5)} \right], \quad (12)$$

$$\mathbf{V}^{(B)} = -\frac{2\omega^3}{(1 + \omega^2)^4} \left[ (1 + 3\omega^2) \mathbf{V}^{(1)} - \omega^2 (1 - \omega^2) \mathbf{V}^{(2)} + (1 + 5\omega^2 + 2\omega^4) \mathbf{V}^{(3)} - \omega^2 (3 + \omega^2) \mathbf{V}^{(4)} + 2\omega^3 \mathbf{V}^{(5)} \right], \quad (13)$$

$$\mathbf{V}^{(C)} = -\frac{\omega^2 (1 - \omega^2)}{(1 + \omega^2)^4} \left[ (1 + 3\omega^2) \left( \mathbf{V}^{(1)} + \mathbf{V}^{(3)} \right) - \omega^2 \left( \mathbf{V}^{(2)} + \mathbf{V}^{(4)} \right) + 2\omega^3 \mathbf{V}^{(5)} \right], \quad (14)$$

and the effective velocities  $\mathbf{V}^{(k)}$  describing various kinds of large-scale particle clustering, are given by

$$\mathbf{V}^{(1)} = -\langle \tau \mathbf{u} \operatorname{div} \mathbf{u} \rangle, \quad (15)$$

$$\mathbf{V}^{(2)} = -\langle \tau \mathbf{u} \left( \hat{\Omega} \cdot \nabla \right) \left( \hat{\Omega} \cdot \mathbf{u} \right) \rangle, \quad (16)$$

$$\mathbf{V}^{(3)} = -\frac{\tau_P}{\bar{\rho}} \langle \tau \mathbf{u} \Delta P \rangle, \quad (17)$$

$$\mathbf{V}^{(4)} = -\frac{\tau_P}{\bar{\rho}} \langle \tau \mathbf{u} \left( \hat{\Omega} \cdot \nabla \right)^2 P \rangle, \quad (18)$$

$$\mathbf{V}^{(5)} = -\langle \tau \mathbf{u} \left( \hat{\Omega} \cdot \operatorname{rot} \mathbf{u} \right) \rangle. \quad (19)$$

### III. LARGE-SCALE EFFECTS

In this section, we derive the expressions for the effective velocities  $\mathbf{V}^{(k)}$  defined by Eqs. (15)–(19). We take into account an effect of rotation on turbulence. In particular, to derive equation for the rotational contributions to the Reynolds stress and the turbulent heat flux, we follow the approach developed in [38, 39]. We use equations for fluctuations of velocity  $\mathbf{u}'$  and entropy  $s' = \theta/\bar{T} - (1 - \gamma^{-1})P/\bar{P}$ :

$$\frac{\partial \mathbf{u}'}{\partial t} = -\nabla \left( \frac{P}{\bar{\rho}} \right) - \mathbf{g} s' + 2\mathbf{u}' \times \boldsymbol{\Omega} + \mathbf{u}^N, \quad (20)$$

$$\frac{\partial s'}{\partial t} = -(\mathbf{u}' \cdot \nabla) \bar{S} + S^N, \quad (21)$$

where  $P$  and  $\theta$  are fluctuations of fluid pressure and temperature, respectively,  $\gamma$  is the ratio of specific heats, and  $\mathbf{g}$  is the acceleration due to the gravity. The hydrostatic nearly isentropic basic reference state is defined by  $\nabla \bar{P} = \bar{\rho} \mathbf{g}$ , where  $\bar{T}$ ,  $\bar{P}$ ,  $\bar{S}$  and  $\bar{\rho}$  are the mean fluid temperature, pressure, entropy, and density, respectively, in the basic reference state. In Eqs. (20)–(21),  $\mathbf{u}^N = \langle (\mathbf{u}' \cdot \nabla) \mathbf{u}' \rangle - (\mathbf{u}' \cdot \nabla) \mathbf{u}'$  and  $S^N = \langle (\mathbf{u}' \cdot \nabla) s' \rangle - (\mathbf{u}' \cdot \nabla) s'$  are the nonlinear terms, and the angular brackets imply ensemble averaging. In Eqs. (20)–(21) we neglect small molecular viscosity and heat conductivity terms. Equation (20) is written in the reference frame rotating with the constant angular velocity  $\boldsymbol{\Omega}$ . The equations for fluctuations of velocity and entropy are obtained by subtracting equations for the mean fields from the corresponding equations for the total velocity and entropy fields. The fluid velocity for a low Mach number flows with strong inhomogeneity of the fluid density  $\bar{\rho}$  is assumed to be satisfied to the continuity equation written in the anelastic approximation  $\operatorname{div}(\bar{\rho} \mathbf{u}') = 0$ .

To study the effects of rotation on developed density stratified inhomogeneous turbulence, we perform the derivations which include the following steps:

- using new variables for fluctuations of velocity  $\mathbf{U} = \sqrt{\bar{\rho}} \mathbf{u}'$  and entropy  $s = \sqrt{\bar{\rho}} s'$ ;
- derivation of the equations for the second-order moments of the velocity fluctuations  $\langle U_i U_j \rangle$  and the entropy fluctuations  $\langle s^2 \rangle$  in the  $\mathbf{k}$  space;
- application of the multi-scale approach [40] that allows us to separate turbulent scales from large scales;
- adopting the spectral  $\tau$  approximation [41–43] (see Appendix B);
- solution of the derived second-order moment equations in the  $\mathbf{k}$  space;
- returning to the physical space to obtain expression for the Reynolds stress and turbulent heat flux as the functions of the rotation rate  $\Omega$ . The details of derivations are discussed in Appendix B.

This procedure allows us to determine the rotational contributions to the Reynolds stress and the turbulent heat flux, and to derive expressions for the effective pumping velocities  $\mathbf{V}^{(k)}$  of inertial particles in rotating inhomogeneous or density stratified turbulence. The latter describe various kinds of the large-scale particle clustering.

#### A. The effective pumping velocity $\mathbf{V}^{(1)}$ in inhomogeneous and density stratified turbulence

We determine the effective pumping velocity  $\mathbf{V}^{(1)} = -\langle \tau \mathbf{u} \operatorname{div} \mathbf{u} \rangle$  that is given by Eq. (A14) in Appendix A.

For slow rotation ( $\Omega_*^2 \ll 1$ ), the effective velocity  $\mathbf{V}^{(1)}$  is given by

$$\mathbf{V}^{(1)} = -\lambda D_T + \frac{1}{3} \Omega_* \left[ \hat{\Omega} \times \left( \lambda_{\perp} - \frac{1}{2} \nabla_{\perp} \right) \right] D_T \quad (22)$$

and for fast rotation ( $\Omega_*^2 \gg 1$ ), it is given by

$$\mathbf{V}^{(1)} = -\frac{3D_T}{4} \lambda_{\perp}. \quad (23)$$

where  $D_T = \tau_0 \langle \mathbf{u}^2 \rangle / 3$  is the coefficient of turbulent diffusion,  $\nabla_{\perp} = \nabla - \hat{\Omega} \cdot \nabla$ ,  $\lambda = -\bar{\rho}^{-1} \nabla \bar{\rho}$ ,  $\lambda_{\perp} = \lambda - \hat{\Omega} \cdot \lambda$ , and  $\Omega_* = 4\Omega \tau_0$ .

It follows from Eqs. (22)–(23) that in a density stratified turbulence there is a pumping effect of non-inertial particles to the turbulent region with maximum mean fluid density. This effect results in the accumulation of non-inertial particles in the vicinity of the maximum of the mean fluid density. For a non-rotating turbulence, this phenomenon was studied by [21]. The increase of the rotation rate increases anisotropy of turbulence, and fast rotation causes the effective pumping velocity be directed in the plane perpendicular to the rotation axis.

The physics of the accumulation of non-inertial particles in the vicinity of the maximum of the mean fluid density can be explained as follows (see, e.g., book [8]). Let us assume that the mean fluid density  $\bar{\rho}_2$  at point 2 is larger than the mean fluid density  $\bar{\rho}_1$  at point 1. Consider two small control volumes “a” and “b” located between these two points, and let the direction of the local turbulent velocity in volume “a” at some instant be the same as the direction of the mean fluid density gradient  $\nabla \bar{\rho}$  (i.e., along the  $x$ -axis toward point 2). Let the local turbulent velocity in volume “b” at this instant be directed opposite to the mean fluid density gradient (i.e., toward point 1).

In a fluid flow with a non-zero mean fluid density gradient, one of the sources of particle number density fluctuations,  $n' \propto -\tau_0 \bar{n} (\nabla \cdot \mathbf{u})$ , is caused by a non-zero  $\nabla \cdot \mathbf{u} \approx -\mathbf{u} \cdot \nabla \ln \bar{\rho} \neq 0$ . Since fluctuations of the fluid velocity  $\mathbf{u}$  are positive in volume “a” and negative in volume “b”, we have the negative divergence of the fluid velocity,  $\nabla \cdot \mathbf{u} < 0$ , in volume “a”, and the positive divergence of the fluid velocity,  $\nabla \cdot \mathbf{u} > 0$ , in volume “b”. Therefore, fluctuations of the particle number density  $n' \propto -\tau_0 \bar{n} (\nabla \cdot \mathbf{u})$  are positive in volume “a” and negative in volume “b”. However, the flux of particles  $n' u_x$  is positive in volume “a” (i.e., it is directed toward point 2), and it is also positive in volume “b” (because both fluctuations of fluid velocity and number density of particles are negative in volume “b”). Therefore, the mean flux of particles  $\langle n' \mathbf{u} \rangle$  is directed, as is the mean fluid density gradient  $\nabla \bar{\rho}$ , toward point 2. This results in formation large-scale heterogeneous structures of non-inertial particles in regions with a mean fluid density maximum.

## B. The effective pumping velocity $\mathbf{V}^{(2)}$

We determine the effective pumping velocity  $\mathbf{V}^{(2)} = -\langle \tau \mathbf{u} (\hat{\Omega} \cdot \nabla) (\hat{\Omega} \cdot \mathbf{u}) \rangle$  that is given by Eq. (A15) in Appendix A. For slow rotation ( $\Omega_*^2 \ll 1$ ), the effective velocity  $\mathbf{V}^{(2)}$  is given by

$$\mathbf{V}^{(2)} = \frac{1}{4} \left[ 2\lambda_{\perp} + \hat{\Omega} (\hat{\Omega} \cdot \nabla) + \frac{16}{15} \Omega_* \left[ \hat{\Omega} \times \left( \lambda_{\perp} - \frac{1}{2} \nabla_{\perp} \right) \right] \right] D_T, \quad (24)$$

and for fast rotation ( $\Omega_*^2 \gg 1$ ), it is given by

$$\mathbf{V}^{(2)} = -\frac{3\pi}{8\varepsilon_u} \left[ \hat{\Omega} \times \left( \lambda_{\perp} - \frac{1}{2} \nabla_{\perp} \right) \right] D_T, \quad (25)$$

where  $\varepsilon_u$  is the degree of anisotropy of turbulent velocity field which is large ( $\varepsilon_u \gg 1$ ) for fast rotation  $\Omega_* \gg 1$ , and it is small for slow rotation ( $\Omega_*^2 \ll 1$ ). Since for fast rotation  $\Omega_* \gg 1$ , the degree of anisotropy  $\varepsilon_u$  of turbulent velocity field is large ( $\varepsilon_u \gg 1$ ), the effective pumping velocity  $\mathbf{V}^{(2)}$  vanishes.

## C. The effective pumping velocity $\mathbf{V}^{(3)}$

We determine the effective pumping velocity  $\mathbf{V}^{(3)} = -(\tau_p / \bar{P}) \langle \tau \mathbf{u} \Delta P \rangle$  for inertial particles. We consider a low-Mach-number flow,  $\text{Ma} = u/c_s \ll 1$ , where  $c_s$  is the sound speed. For a low-Mach-number fluid flow, the turbulent fluid mass flux  $\langle \rho' \mathbf{u} \rangle$  is very small, i.e., it is of the order of  $\text{Ma}^2$ , and fluctuations of the fluid density  $\rho'$  and velocity  $\mathbf{u}$  are weakly correlated. We use the equation of state for a perfect gas, which yields:

$$\frac{P}{\bar{P}} = \frac{\rho'}{\bar{\rho}} + \frac{\theta}{\bar{T}} + O(\rho' \theta), \quad (26)$$

and  $\langle P \mathbf{u} \rangle / \bar{P} = \langle \theta \mathbf{u} \rangle / \bar{T}$ , where we neglect very small turbulent fluid mass flux  $\langle \rho' \mathbf{u} \rangle$  for a low-Mach-number flow. Here  $\bar{P}$ ,  $\bar{T}$  and  $\bar{\rho}$  are the mean fluid pressure, temperature and density, respectively. Therefore, the effective pumping velocity for inertial particles is

$$\mathbf{V}^{(3)} = -\frac{\tau_p}{\bar{P}} \langle \tau \mathbf{u} \Delta P \rangle \approx -\frac{\tau_p \bar{P}}{\bar{\rho} \bar{T}} \langle \tau \mathbf{u}(\mathbf{x}) [\nabla^2 \theta(\mathbf{x})] \rangle. \quad (27)$$

Let us determine the correlation function  $\langle \tau \mathbf{u}(\mathbf{x}) [\nabla^2 \theta(\mathbf{x})] \rangle$ :

$$\begin{aligned} \langle \tau \mathbf{u}(\mathbf{x}) [\nabla^2 \theta(\mathbf{x})] \rangle &= \lim_{\mathbf{x} \rightarrow \mathbf{y}} \langle \tau \mathbf{u}(\mathbf{x}) [\nabla^2 \theta(\mathbf{y})] \rangle \\ &= - \int \tau(k) k^2 \langle \mathbf{u}(\mathbf{k}) \theta(-\mathbf{k}) \rangle^{(\Omega)} d\mathbf{k}, \end{aligned} \quad (28)$$

where the correlation function  $\langle u_i(\mathbf{k}) \theta(-\mathbf{k}) \rangle^{(\Omega)}$  in the  $\mathbf{k}$  space follows from Eq. (B22). Using Eqs. (B22)–(B23)



given in Appendix B and Eqs. (27)–(28), we determine the effective pumping velocity  $\mathbf{V}^{(3)}$ , that is given by Eq. (A16) in Appendix A. For slow rotation,  $\Omega_*^2 \ll 1$ , the effective pumping velocity  $\mathbf{V}^{(3)}$  is given by

$$\mathbf{V}^{(3)} = -\frac{2\mu_0 D_T}{3} \ln \text{Re} \left[ \nabla - \varepsilon_u \left( \nabla - \frac{3}{4} \nabla_{\perp} \right) \right] \times \ln \left( \overline{T} \overline{P}^{1/\gamma-1} \right), \quad (29)$$

and for fast rotation,  $\Omega_*^2 \gg 1$ , the effective pumping velocity  $\mathbf{V}^{(3)}$  is given by

$$\mathbf{V}^{(3)} = -\frac{\mu_0 D_T}{2} \left[ \ln \text{Re} \nabla_{\perp} - \left( \frac{\pi \Omega_*}{\varepsilon_u} \right) \hat{\Omega} \times \nabla_{\perp} \right] \times \ln \left( \overline{T} \overline{P}^{1/\gamma-1} \right), \quad (30)$$

where  $\mu_0 = 2V_g L_P / (3D_T)$  with  $\mathbf{V}_g = \tau_p \mathbf{g}$  being the terminal fall velocity of particles and  $L_P = |\nabla \overline{P} / \overline{P}|^{-1}$  being the height scale of the mean pressure. Here we use the equation of state for the ideal gas,  $\overline{P} = R \overline{\rho} \overline{T}$ , with  $R = k_B / m_{\mu}$  being the gas constant,  $m_{\mu}$  is the mass of a molecule of the surrounding fluid and  $k_B$  is the Boltzmann constant. We also take into account that in the basic reference state for the fluid (i.e., in the hydrostatic equilibrium with a zero mean fluid velocity),  $\nabla \overline{P} \approx \overline{\rho} \mathbf{g}$  and  $\tau_p k_B / m_{\mu} = V_g L_P / \overline{T}$ . The latter expression follows from the identity for the Stokes time for particles  $\tau_p = \overline{\rho} V_g L_P / \overline{P}$ .

The effective pumping velocity  $\mathbf{V}^{(3)}$  is related to the phenomenon for turbulent thermal diffusion for inertial particles. The mechanism of this effect is as follows. The inertia causes particles inside the turbulent eddies to drift out to the boundary regions between eddies due to the centrifugal inertial force. Indeed, for large Péclet numbers, when molecular diffusion of particles can be neglected in the equation for particle number density, it follows that

$$\nabla \cdot \mathbf{V} \approx -n_p^{-1} \left[ \frac{\partial n_p}{\partial t} + (\mathbf{V} \cdot \nabla) n_p \right] \equiv -n_p^{-1} \frac{dn_p}{dt}. \quad (31)$$

On the other hand, for inertial particles,  $\nabla \cdot \mathbf{V} = (\tau_p / \rho) \nabla^2 P$ . Therefore, in regions with maximum fluid pressure fluctuations (where  $\nabla^2 P < 0$ ), there is an accumulation of inertial particles, i.e.,  $dn'/dt \propto -\overline{n} (\tau_p / \overline{\rho}) \nabla^2 P > 0$ . These regions have low vorticity and high strain rate. Similarly, there is an outflow of inertial particles from regions with minimum fluid pressure.

In homogeneous and isotropic turbulence with a zero gradient of the mean temperature, there is no preferential direction, so that there is no large-scale effect of particle accumulation, and the pressure (temperature) of the surrounding fluid is not correlated with the turbulent velocity field. The only non-zero correlation is  $\langle (\mathbf{u} \cdot \nabla) P \rangle$ , which contributes to the flux of the turbulent kinetic energy density.

In temperature-stratified turbulence, fluctuations of fluid temperature  $\theta$  and velocity  $\mathbf{u}$  are correlated due to a non-zero turbulent heat flux,  $\langle \theta \mathbf{u} \rangle \neq \mathbf{0}$ . Fluctuations of temperature cause pressure fluctuations, which result in fluctuations in the number density of particles. Increase of the pressure of the surrounding fluid is accompanied by an accumulation of particles, and the direction of the mean flux of particles coincides with that of the turbulent heat flux. The mean flux of particles is directed toward the minimum of the mean temperature, and the particles tend to be accumulated in this region.

To demonstrate that the directions of the mean flux of particles and the turbulent heat flux coincide, we assume that the mean temperature  $\overline{T}_2$  at point 2 is larger than the mean temperature  $\overline{T}_1$  at point 1. We consider two small control volumes “a” and “b” located between these two points. Let the direction of the local turbulent velocity in volume “a” at some instant be the same as the direction of the turbulent heat flux  $\langle \theta \mathbf{u} \rangle$  (i.e., along the  $x$ -axis toward point 1) and let the local turbulent velocity in volume “b”, at the same instant, be directed opposite to the turbulent heat flux (i.e., toward point 2).

In temperature stratified turbulence with a non-zero turbulent heat flux  $\langle \theta \mathbf{u} \rangle$ , fluctuations of pressure  $p$  and velocity  $\mathbf{u}$  are correlated, and regions with a higher level of pressure fluctuations have higher temperature and velocity fluctuations. Fluctuations of temperature  $\theta$  and pressure  $P$  in volume “a” are positive because  $\theta u_x > 0$ , and negative in volume “b”. Fluctuations of particle number density  $n'$  are positive in volume “a” (because particles are locally accumulated in the vicinity of the maximum of pressure fluctuations,  $dn'/dt \propto -\overline{n} (\tau_p / \overline{\rho}) \nabla^2 P > 0$ ), and they are negative in volume “b” (because there is an outflow of particles from regions with low pressure fluctuations). The flux of particles  $n' \mathbf{V}$  is positive in volume “a” (i.e., it is directed toward point 1), and it is also positive in volume “b” (because both fluctuations of velocity and number density of particles are negative in volume “b”), where  $\mathbf{V}$  is the particle velocity along the  $x$ -axis. Therefore the mean flux of particles  $\langle n' \mathbf{V} \rangle$  is directed, as is the turbulent heat flux  $\langle \theta \mathbf{u} \rangle$ , toward point 1. This causes the formation of large-scale inhomogeneous structures in the spatial distribution of inertial particles in the vicinity of the mean temperature minimum.

The increase of the rotation rate increases anisotropy of turbulence, and fast rotation results in the effective pumping velocity is in the plane perpendicular to the rotation axis.

#### D. The effective pumping velocity $\mathbf{V}^{(4)}$

Now we determine the effective pumping velocity  $\mathbf{V}^{(4)} = -(\tau_p / \overline{\rho}) \langle \tau \mathbf{u} (\hat{\Omega} \cdot \nabla)^2 P \rangle$ , that is given by Eq. (A17) in Appendix A. For slow rotation,  $\Omega_*^2 \ll 1$ ,

the effective pumping velocity  $\mathbf{V}^{(4)}$  is given by

$$\mathbf{V}^{(4)} = -\frac{\mu_0 D_T}{3} \ln \text{Re} \nabla \ln \left( \overline{T} \overline{P}^{1/\gamma-1} \right), \quad (32)$$

and for fast rotation,  $1 \ll \Omega_*^2 \ll \text{Re}$ , the effective pumping velocity  $\mathbf{V}^{(4)}$  is given by

$$\mathbf{V}^{(4)} = -\frac{\mu_0 D_T}{3\varepsilon_u} \left[ \ln \left( \frac{\text{Re}}{\Omega_*^2} \right) + \frac{2}{3} \right] \nabla \ln \left( \overline{T} \overline{P}^{1/\gamma-1} \right) \quad (33)$$

Since for fast rotation  $\Omega_* \gg 1$ , the degree of anisotropy  $\varepsilon_u$  of turbulent velocity field is large ( $\varepsilon_u \gg 1$ ), the effective pumping velocity  $\mathbf{V}^{(4)}$  vanishes.

### E. The effective pumping velocity $\mathbf{V}^{(5)}$

Now we determine the effective pumping velocity  $\mathbf{V}^{(5)} = -\langle \tau \mathbf{u} (\hat{\Omega} \cdot \text{rot} \mathbf{u}) \rangle$ , that is given by Eq. (A18) in Appendix A. For slow rotation,  $\Omega_*^2 \ll 1$ , the effective pumping velocity  $\mathbf{V}^{(5)}$  is given by

$$\mathbf{V}^{(5)} = -\frac{1}{4} \left[ \hat{\Omega} \times \boldsymbol{\lambda}_\perp + \frac{3}{2} \hat{\Omega} \times \nabla_\perp - \frac{4}{9} \hat{\Omega} (\hat{\Omega} \cdot \boldsymbol{\lambda}) \right] D_T, \quad (34)$$

and for fast rotation,  $\Omega_*^2 \gg 1$ , the effective pumping velocity  $\mathbf{V}^{(5)}$  is given by

$$\mathbf{V}^{(5)} = D_T \left[ \Omega_* \boldsymbol{\lambda}_\perp - \frac{3}{2} \hat{\Omega} \times \boldsymbol{\lambda}_\perp \right]. \quad (35)$$

The mechanism for the appearance of an additional mean turbulent flux of particles for fast rotation in the plane perpendicular to the rotation axis is as follows. There are particle containing eddies with the vorticity  $\nabla \times \mathbf{u}$  which is parallel (the left-handed eddies) and antiparallel (the right-handed eddies) to the global rotation  $\boldsymbol{\Omega}$ . The fluid density stratification in the plane perpendicular to the rotation axis brakes a symmetry between number of the left-handed and right-handed eddies. This results in appearance of a non-zero effective pumping velocity  $\mathbf{V}^{(5)} = -\langle \tau \mathbf{u} (\hat{\Omega} \cdot \text{rot} \mathbf{u}) \rangle$  of particles in the direction of the density stratification.

For fast rotation ( $\Omega_*^2 \gg 1$ ), the total effective pumping velocity is given by

$$\mathbf{V}^{(\text{eff})} = f_1(\omega) D_T \boldsymbol{\lambda}_\perp + f_2(\omega) D_T \hat{\Omega} \times \boldsymbol{\lambda}_\perp, \quad (36)$$

where

$$f_1(\omega) = 2\Omega_* \omega^3 (1 + 3\omega^2) (1 + \omega^2)^{-4}, \quad (37)$$

$$f_2(\omega) = -4\Omega_* \omega^6 (1 + \omega^2)^{-4}, \quad (38)$$

In Fig. 1 we show the functions  $f_1(\omega)$  and  $f_2(\omega)$  entering to the total effective pumping velocity (36) for fast rotating turbulence ( $\Omega_* = 60$ ). In the next section, we analyse the behaviour of the total effective pumping velocity (36) for a fast rotating turbulence.

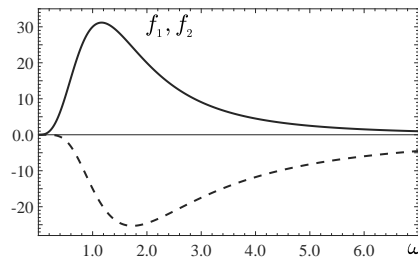


FIG. 1. The functions  $f_1(\omega)$  (solid) and  $f_2(\omega)$  (dashed) for  $\Omega_* = 60$ .

## IV. DISCUSSION AND CONCLUSIONS

A theory of large-scale clustering of inertial particles (in scales which are much larger than the turbulent integral scale) in a rotating density stratified or inhomogeneous turbulence is developed. The large-scale particle clustering is characterised by the effective pumping velocity in a turbulent flux of particles, which for a fast rotation is localized in the plane perpendicular to rotation axis along the fluid density stratification. This causes formation of large-scale inhomogeneities in particle spatial distribution.

The analyzed effects are important in astrophysical turbulence, e.g., formation of planetesimals (progenitors of planets) in accretion protoplanetary discs [9–14]. Planetesimals are formed from grains and dust in the gaseous protostellar discs or the solar nebula due to coagulation. Inertia of particles advected by turbulent rotating fluid flow causes formation of large-scale inhomogeneities of particles distribution.

The typical parameters of the protosolar nebula are [9, 11, 13, 14]: the angular velocity  $\Omega \sim 2 \times 10^{-7} r_{\text{AU}}^{-3/2} \text{ s}^{-1}$  (where  $r_{\text{AU}}$  is the radial coordinate measured in the astronomical units  $L_{\text{AU}} = 1.5 \times 10^{13} \text{ cm}$ ); the sound speed  $c_s = 6.4 \times 10^4 r_{\text{AU}}^{-3/14} \text{ cm/s}$ ; the integral scale of turbulence  $\ell_0 = \sqrt{\alpha} c_s / \Omega$ ; the turbulent velocity  $u_0 = \alpha c_s$ ; the turbulent time  $\tau_0 = \ell_0 / u_0 = (\sqrt{\alpha} \Omega)^{-1}$  and the turbulent diffusion coefficient  $D_T = \ell_0 u_0 / 3$  varies from  $2 \times 10^{11} r_{\text{AU}}^{15/14} \text{ cm}^2/\text{s}$  to  $10^{13} r_{\text{AU}}^{15/14} \text{ cm}^2/\text{s}$ . The kinematic viscosity  $\nu = c_s \lambda_{\text{mfp}} / 2 = 1.6 \times 10^5 r_{\text{AU}}^{18/7} \text{ cm}^2/\text{s}$ , so the Reynolds number  $\text{Re} = \ell_0 u_0 / \nu$  varies from  $3 \times 10^6 r_{\text{AU}}^{-3/2}$  to  $10^8 r_{\text{AU}}^{-3/2}$ . Here  $\lambda_{\text{mfp}} = 5 r_{\text{AU}}^{39/14} \text{ cm}$  is the mean-free path of the gas molecules,  $\alpha$  varies from  $10^{-3}$  to  $10^{-2}$ . Therefore, the parameter  $\Omega_* = 4\Omega\tau_0 = 4/\sqrt{\alpha}$  varies from 40 to 120. This implies that turbulence in the protosolar nebula is a fast rotating turbulence.

The stopping time  $\tau_p$  describing particle and fluid interaction depends on the ratio of the mean-free path  $\lambda_{\text{mfp}}$  of the gas molecules to the particle radius  $a_p$ . In the Epstein regime ( $\lambda_{\text{mfp}} > a_p$ ), the stopping time is  $\tau_p = \rho_p a_p / (\bar{p} c_s) = 2 \times 10^4 r_{\text{AU}}^{18/7} a_p$ , where the particle radius  $a_p$  is measured in cm and  $\tau_p$  is measured in s. Therefore, the parameter  $\omega = 2\Omega\tau_p$  is  $\omega = 10^{-2} r_{\text{AU}}^{15/14} a_p$ .

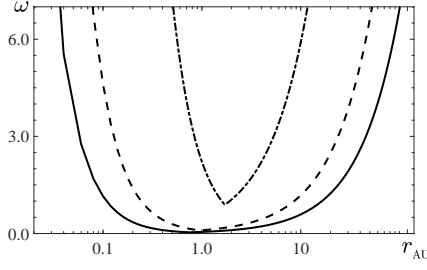


FIG. 2. The radial profiles of the parameter  $\omega(r_{\text{AU}})$  for different particle radius:  $a_p = 5$  cm (solid), 10 cm (dashed); 50 cm (dashed-dotted). Here  $r_{\text{AU}}$  is the radial coordinate measured in the astronomical units  $L_{\text{AU}} = 1.5 \times 10^{13}$  cm.

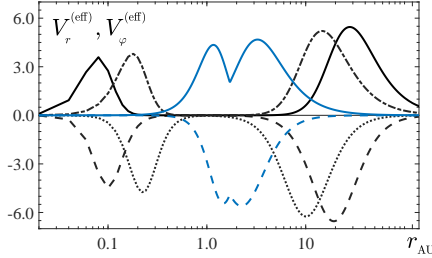


FIG. 3. The radial profiles of the azimuthal  $V_\varphi^{(\text{eff})}(r_{\text{AU}})$  component of the effective velocity for different particle radius:  $a_p = 5$  cm (solid), 10 cm (dashed-dotted); 50 cm (solid blue); and of the radial component  $V_r^{(\text{eff})}(r_{\text{AU}})$  of the effective velocity for different particle size  $a_p = 5$  cm (dashed), 10 cm (dotted); 50 cm (dashed blue) for  $\Omega_* = 60$  (that corresponds to  $\alpha = 1/225$ ). The velocity is measured in cm/s.

In the Stokes regime ( $\lambda_{\text{mfp}} \ll a_p$ ), the stopping time is  $\tau_p = 2\rho_p a_p^2 / (\bar{\rho}\nu) = 2 \times 10^3 r_{\text{AU}}^{3/14} a_p^2$ . Therefore, the parameter  $\omega = 10^{-3} r_{\text{AU}}^{-9/7} a_p^2$ . In Fig. 2 we show the radial profiles of the parameter  $\omega(r_{\text{AU}})$  for different particle radius:  $a_p = 5$  cm (solid), 10 cm (dashed); 50 cm (dashed-dotted). The decreased function  $\omega(r_{\text{AU}})$  corresponds to the Stokes regime, while the increased function  $\omega(r_{\text{AU}})$  corresponds to the Epstein regime. The mean fluid density is  $\bar{\rho} = 2 \times 10^{-9} r_{\text{AU}}^{-11/4}$  g/cm<sup>3</sup>, the mean fluid temperature is  $\bar{T} = 280 r_{\text{AU}}^{-1/2}$  K, the parameter  $\mu_0 D_T = (2/3\gamma) \tau_p c_s^2$ , the scale  $H_g = c_s/\Omega = 3 \times 10^{11} r_{\text{AU}}^{9/7}$  cm.

Note that in the radial direction the gravity force acting to the particles is compensated by the centrifugal force. This is the reason why these forces are not included in Eqs. (5)–(6). In Fig. 3 we plot the radial profiles of the azimuthal  $V_\varphi^{(\text{eff})}(r_{\text{AU}})$  and radial  $V_r^{(\text{eff})}(r_{\text{AU}})$  components of the total effective velocity for different particle radius  $a_p =$  from 5 cm to 50 cm for fast rotating turbulence ( $\Omega_* = 60$ ). The effective pumping velocity components for fast rotating turbulence are determined by Eq. (36), where  $\mathbf{\lambda}_\perp$  is directed in the radial direction. These radial profiles have two maxima corresponding to different regimes of the particle–fluid interactions:

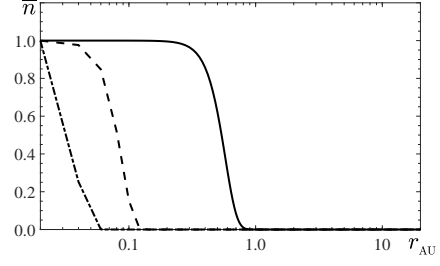


FIG. 4. The equilibrium radial profile of the normalised mean particle number density  $\bar{n}(r_{\text{AU}})$  for different particle radius:  $a_p = 5$  cm (dashed-dotted), 10 cm (dashed); 50 cm (solid) and for  $\Omega_* = 60$ .

at the small radius it is the Stokes regime, while at the larger radius it is the Epstein regime. With the decrease the particle radius, the distance between the maxima increases. This implies that smaller-size particles are concentrated nearby the central body of the accretion disk, while larger-size particles are accumulated far from the central body.

In Fig. 4 we plot the equilibrium radial profile of the mean particle number density  $\bar{n}(r_{\text{AU}})$  for different particle radius  $a_p$  from 5 cm to 50 cm for fast rotating turbulence ( $\Omega_* = 60$ ). The equilibrium radial profile of the mean particle number density  $\bar{n}(r_{\text{AU}})$  is determined the steady-state solution of Eq. (2):

$$\bar{n}(r_{\text{AU}}) = \bar{n}_* \exp\left(-\int_{r_{\text{min}}}^{r_{\text{AU}}} \frac{V_r^{(\text{eff})}(r')}{D_T(r')} dr'\right). \quad (39)$$

It follows from Fig. 4 that the size of particle cluster increases with the particle radius. Note that the material density of particles  $\rho_p$  as well as their radius  $a_p$  affect the particle stopping time. With increase of  $\rho_p$  and  $a_p$  the particle stopping time increases. The dynamic time of the particle clustering is  $\tau_{\text{dyn}} = r V_r^{(\text{eff})} \sim 10^5\text{--}10^6$  years, where  $r_{\text{AU}} = 1\text{--}10$  (measured in the astronomical units  $L_{\text{AU}}$ ) and  $V_r^{(\text{eff})} \sim 5$  cm/s. Note that the turbulent diffusion time is about  $\tau_{\text{diff}} = r^2/D_T \sim (0.4\text{--}3) \times 10^7$  years, that is much larger than the characteristic formation time of large-scale particle cluster ( $\sim \tau_{\text{dyn}}$ ).

## ACKNOWLEDGMENTS

I.R. would like to thank the Isaac Newton Institute for Mathematical Sciences, Cambridge, for support and hospitality during the programme ‘‘Anti-diffusive dynamics: from sub-cellular to astrophysical scales’’, where this work was initiated. I.R. acknowledges the discussions with some participants of the Nordita Scientific Program on ‘‘Stellar Convection: Modelling, Theory and Observations’’, Stockholm (September 2024), which is partly supported by NordForsk.

## DATA AVAILABILITY

The data that support the findings of this study are available from the corresponding author upon reasonable request.

## AUTHOR DECLARATIONS

### Conflict of Interest

The authors have no conflicts to disclose.

### Appendix A: Total effective pumping velocity of particles

In this Appendix, we derive the total effective pumping velocity  $\mathbf{V}^{(\text{eff})} = -\langle \tau \mathbf{V} \text{div} \mathbf{V} \rangle$  for arbitrary values of parameter  $\omega$ . To determine  $\text{div} \mathbf{V}$  [given by Eq. (10)], we assume that the parameter  $\omega$  and the Stokes time  $\tau_p$  are independent parameters. Using Eq. (9), we find  $d\mathbf{V}/dt$  for small Stokes time applying a method of iterations. This yields

$$\begin{aligned} -\tau_p \frac{d\mathbf{V}}{dt} &= \frac{\omega}{1+\omega^2} \left[ \hat{\Omega} \times \mathbf{u} + \omega \left( \mathbf{u} - \hat{\Omega} (\hat{\Omega} \cdot \mathbf{u}) \right) \right. \\ &\quad \left. + \frac{\tau_p}{\rho} \left( \omega^{-1} \nabla + \omega \hat{\Omega} (\hat{\Omega} \cdot \nabla) - \hat{\Omega} \times \nabla \right) P \right] + \text{O}(\tau_p^2), \end{aligned} \quad (\text{A1})$$

and

$$\begin{aligned} -\tau_p B_{mi} \frac{dV_i}{dt} &= \frac{\omega^2}{1+\omega^2} \left[ \mathbf{u} - \omega \hat{\Omega} \times \mathbf{u} - \hat{\Omega} (\hat{\Omega} \cdot \mathbf{u}) \right. \\ &\quad \left. - \frac{\tau_p}{\rho} \left( \nabla - (2+\omega^2) \hat{\Omega} (\hat{\Omega} \cdot \nabla) + \omega^{-1} \hat{\Omega} \times \nabla \right) P \right]_m \\ &\quad + \text{O}(\tau_p^2), \end{aligned} \quad (\text{A2})$$

where  $\hat{\Omega} = \Omega/\Omega$  is the unit vector and we use Eq. (6) for large Reynolds numbers (which allows us to neglect small term proportional to the kinematic viscosity). Equations (10) and Eqs. (A1)–(A2) allow us to find the compressibility of particle velocity field characterised by  $\text{div} \mathbf{V}$ :

$$\begin{aligned} \text{div} \mathbf{V} &= \text{div} \mathbf{u} + \frac{\tau_p}{\rho} (\Delta + \boldsymbol{\lambda} \cdot \nabla) P + \frac{\omega^2}{(1+\omega^2)^2} \\ &\quad \times \left\{ 2\omega \hat{\Omega} \cdot \text{rot} \mathbf{u} + (1-\omega^2) \text{div} \mathbf{u}_\perp - \frac{\tau_p}{\rho} \left[ (3+\omega^2) (\Delta_\perp \right. \right. \\ &\quad \left. \left. + \boldsymbol{\lambda}_\perp \cdot \nabla) + 2\omega^{-1} (\hat{\Omega} \times \boldsymbol{\lambda}_\perp) \cdot \nabla \right] P \right\} + \text{O}(\tau_p^2), \end{aligned} \quad (\text{A3})$$

where  $\boldsymbol{\lambda} = -\bar{\rho}^{-1} \nabla \bar{\rho}$ . For the derivation of Eqs. (A1)–(A3), we used the following identities:  $B_{mi} \nabla_i = \omega^2 [\hat{\Omega} (\hat{\Omega} \cdot \nabla) - \omega^{-1} \hat{\Omega} \times \nabla]_m$ ,

$$\begin{aligned} -\tau_p \text{div} \left( \frac{d\mathbf{V}}{dt} \right) &= \frac{1}{1+\omega^2} (\delta_{mi} + B_{mi}) \left[ \frac{\tau_p}{\rho} (\nabla_m \right. \\ &\quad \left. + \lambda_m) \nabla_i P - \omega \varepsilon_{ipq} \hat{\Omega}_q \nabla_m u_p \right] + \text{O}(\tau_p^2), \end{aligned} \quad (\text{A4})$$

$$B_{mi} \nabla_i \nabla_m P = \omega^2 \left( \hat{\Omega} \cdot \nabla \right)^2 P, \quad (\text{A5})$$

$$B_{mi} (\nabla_i P) \lambda_m = \omega \left[ \hat{\Omega} \cdot (\boldsymbol{\lambda}_\perp \times \nabla) + \omega (\hat{\Omega} \cdot \boldsymbol{\lambda}) (\hat{\Omega} \cdot \nabla) \right] P \quad (\text{A6})$$

$$B_{mi} \varepsilon_{ipq} \hat{\Omega}_q u_p = \omega \left[ \hat{\Omega}_m (\hat{\Omega} \cdot \mathbf{u}) - u_m \right], \quad (\text{A7})$$

$$B_{mi} \varepsilon_{ipq} \hat{\Omega}_q \nabla_m u_p = -\omega \text{div} \mathbf{u}_\perp. \quad (\text{A8})$$

This yields also

$$\begin{aligned} -\tau_p \text{div} \left( \frac{d\mathbf{V}}{dt} \right) &= \frac{\tau_p}{\rho} \left[ \Delta + \boldsymbol{\lambda} \cdot \nabla - \frac{\omega^2}{1+\omega^2} \left( \Delta_\perp \right. \right. \\ &\quad \left. \left. + \boldsymbol{\lambda}_\perp \cdot \nabla - \omega^{-1} \hat{\Omega} \cdot (\boldsymbol{\lambda}_\perp \times \nabla) \right) P - \text{div} \mathbf{u}_\perp \right. \\ &\quad \left. + \omega^{-1} \hat{\Omega} \cdot \text{rot} \mathbf{u} \right] + \text{O}(\tau_p^2), \end{aligned} \quad (\text{A9})$$

and

$$\begin{aligned} -\tau_p \nabla_m \left( B_{mi} \frac{dV_i}{dt} \right) &= \frac{\omega^2}{1+\omega^2} \left\{ \frac{\tau_p}{\rho} \left[ (1+\omega^2) (\Delta \right. \right. \\ &\quad \left. \left. + \boldsymbol{\lambda} \cdot \nabla) - (2+\omega^2) (\Delta_\perp + \boldsymbol{\lambda}_\perp \cdot \nabla) + \omega^{-1} (\hat{\Omega} \times \boldsymbol{\lambda}) \cdot \nabla \right] P \right. \\ &\quad \left. + \text{div} \mathbf{u}_\perp + \omega \hat{\Omega} \cdot \text{rot} \mathbf{u} \right\} + \text{O}(\tau_p^2). \end{aligned} \quad (\text{A10})$$

Equations (9) and Eqs. (A1)–(A2) yield the particle velocity field

$$\begin{aligned} \mathbf{V} &= \frac{1}{(1+\omega^2)^2} \left\{ (1+3\omega^2) \mathbf{u} - 2\omega^3 (\hat{\Omega} \times \mathbf{u}) \right. \\ &\quad \left. - (1-\omega^2) \omega^2 (\hat{\Omega} \cdot \mathbf{u}) \hat{\Omega} + \frac{\tau_p}{\rho} \left[ (1-\omega^2) \nabla \right. \right. \\ &\quad \left. \left. + (3+\omega^2) \omega^2 \hat{\Omega} (\hat{\Omega} \cdot \nabla) - 2\omega (\hat{\Omega} \times \nabla) \right] P \right\} \end{aligned} \quad (\text{A11})$$

Equations (A3) and (A11) for  $\omega^2 \ll 1$  read:

$$\begin{aligned} \text{div} \mathbf{V} &= (1+\omega^2) \text{div} \mathbf{u} - \omega^2 (\hat{\Omega} \cdot \nabla) (\hat{\Omega} \cdot \mathbf{u}) \\ &\quad + \frac{\tau_p}{\rho} \left[ (1-3\omega^2) (\Delta + \boldsymbol{\lambda} \cdot \nabla) + 3\omega^2 \left[ (\hat{\Omega} \cdot \nabla)^2 \right. \right. \\ &\quad \left. \left. + (\hat{\Omega} \times \boldsymbol{\lambda}) (\hat{\Omega} \cdot \nabla) \right] + 2\omega (\hat{\Omega} \times \boldsymbol{\lambda}_\perp) \cdot \nabla \right] P \\ &\quad + \text{O}(\tau_p^2), \end{aligned} \quad (\text{A12})$$



and

$$\mathbf{V} = (1 + \omega^2) \mathbf{u} - \omega^2 \hat{\Omega} (\hat{\Omega} \cdot \mathbf{u}) + \frac{\tau_p}{\rho} \left[ (1 - 3\omega^2) \nabla + 3\omega^2 \hat{\Omega} (\hat{\Omega} \cdot \nabla) - 2\omega (\hat{\Omega} \times \nabla) \right] P + \mathcal{O}(\tau_p^2). \quad (\text{A13})$$

By means of Eqs. (A3) and (A11), we determine the total effective pumping velocity:  $\mathbf{V}^{(\text{eff})} = -\langle \tau \mathbf{V} \text{div} \mathbf{V} \rangle$ , which is given by Eqs. (11), where the effective pumping velocity  $\mathbf{V}^{(1)} = -\langle \tau \mathbf{u} \text{div} \mathbf{u} \rangle$  is

$$\mathbf{V}^{(1)} = -\frac{1}{1 + \varepsilon_u} \left\{ 2A_1^{(1)}(\Omega_*) \boldsymbol{\lambda} + \left[ A_2^{(1)}(\Omega_*) + \frac{3}{4} \varepsilon_u \right] \boldsymbol{\lambda}_\perp - \frac{3}{2} \Omega_* A_3^{(2)}(\Omega_*) \left[ \hat{\Omega} \times \left( \boldsymbol{\lambda}_\perp - \frac{1}{2} \nabla_\perp \right) \right] \right\} D_T. \quad (\text{A14})$$

The functions  $A_n^{(m)}(\Omega_*)$  are given in Appendix C. The effective pumping velocity  $\mathbf{V}^{(2)} = -\langle \tau \mathbf{u} (\hat{\Omega} \cdot \nabla) (\hat{\Omega} \cdot \mathbf{u}) \rangle$  is given by:

$$\mathbf{V}^{(2)} = \frac{1}{2(1 + \varepsilon_u)} \left[ \left( A_1^{(1)}(\Omega_*) - A_2^{(1)}(\Omega_*) \right) \hat{\Omega} (\hat{\Omega} \cdot \nabla) + 2A_3^{(1)}(\Omega_*) \boldsymbol{\lambda}_\perp + 3\Omega_* \left( A_2^{(2)}(\Omega_*) + \frac{4}{5} C_1^{(2)}(\Omega_*) \right) \times \left[ \hat{\Omega} \times \left( \boldsymbol{\lambda}_\perp - \frac{1}{2} \nabla_\perp \right) \right] \right] D_T. \quad (\text{A15})$$

The functions  $A_n^{(m)}(\Omega_*)$  and  $C_n^{(m)}(\Omega_*)$  are given in Appendix C. The effective pumping velocity  $\mathbf{V}^{(3)} = -(\tau_p/\bar{\rho}) \langle \tau \mathbf{u} \Delta P \rangle$  is given by

$$\mathbf{V}^{(3)} = -\frac{\mu_0 D_T}{1 + \varepsilon_u} \left\{ 2A_1^{(-1)}(\Omega_*) \nabla + \left[ A_2^{(-1)}(\Omega_*) + \frac{\varepsilon_u}{2} \ln \text{Re} \right] \nabla_\perp - \Omega_* A_3^{(0)}(\Omega_*) \hat{\Omega} \times \nabla_\perp \right\} \times \ln \left( \overline{T} \overline{P}^{1/\gamma-1} \right). \quad (\text{A16})$$

The effective pumping velocity  $\mathbf{V}^{(4)} = -(\tau_p/\bar{\rho}) \langle \tau \mathbf{u} (\hat{\Omega} \cdot \nabla)^2 P \rangle$  is given by:

$$\mathbf{V}^{(4)} = -\frac{\mu_0 D_T}{5(1 + \varepsilon_u)} \left[ \left( 5A_3^{(-1)}(\Omega_*) - C_4^{(0)}(\Omega_*) \right) \nabla + \left( A_2^{(0)}(\Omega_*) - 2A_1^{(0)}(\Omega_*) + 12C_1^{(0)}(\Omega_*) \right) \hat{\Omega} (\hat{\Omega} \cdot \nabla) - \frac{\Omega_*}{2} \left( A_2^{(0)}(\Omega_*) - A_1^{(0)}(\Omega_*) + 8C_1^{(0)}(\Omega_*) \right) \hat{\Omega} \times \nabla_\perp \right] \times \ln \left( \overline{T} \overline{P}^{1/\gamma-1} \right). \quad (\text{A17})$$

The effective pumping velocity  $\mathbf{V}^{(5)} = -\langle \tau \mathbf{u} (\hat{\Omega} \cdot \text{rot} \mathbf{u}) \rangle$

is given by:

$$\begin{aligned} \mathbf{V}^{(5)} = & -\frac{\Omega_*}{2(1 + \varepsilon_u)} \left\{ \left( \hat{\Omega} \times \boldsymbol{\lambda}_\perp \right) \left[ \Omega_*^{-1} \left( 3\varepsilon_u + A_3^{(1)}(\Omega_*) \right) \right. \right. \\ & \left. \left. - 2\Omega_* \left( A_2^{(3)}(2\Omega_*) + 4C_1^{(3)}(2\Omega_*) - C_4^{(3)}(2\Omega_*) \right) \right] - 2\varepsilon_u \boldsymbol{\lambda}_\perp \right. \\ & \left. + \boldsymbol{\lambda} \left[ \frac{1}{9} - A_1^{(2)}(2\Omega_*) + \frac{43}{5} C_4^{(2)}(\Omega_*) - 4C_4^{(2)}(2\Omega_*) \right] \right. \\ & \left. + \hat{\Omega} (\hat{\Omega} \cdot \boldsymbol{\lambda}) \left[ \frac{10}{3} - \Omega_*^{-1} A_1^{(2)}(2\Omega_*) + \frac{1}{2} \left( 3A_3^{(2)}(2\Omega_*) \right. \right. \right. \\ & \left. \left. - 8C_1^{(2)}(2\Omega_*) + 13C_4^{(2)}(2\Omega_*) \right) - \frac{54}{5} C_4^{(2)}(\Omega_*) \right] + \left[ \frac{1}{6} \right. \right. \\ & \left. \left. + \frac{37}{10} C_4^{(2)}(\Omega_*) - 2C_4^{(2)}(2\Omega_*) \right] \nabla + \left[ 2 + \frac{3}{4} \left( A_3^{(2)}(2\Omega_*) \right. \right. \right. \\ & \left. \left. + 3C_4^{(2)}(2\Omega_*) \right) - \frac{18}{5} C_4^{(2)}(\Omega_*) \right] \hat{\Omega} (\hat{\Omega} \cdot \nabla) \\ & \left. + \Omega_*^{-1} \left[ 1 - \frac{1}{2} A_3^{(1)}(\Omega_*) \right] \hat{\Omega} \times \nabla_\perp \right\} D_T. \quad (\text{A18}) \end{aligned}$$

For  $\omega^2 \ll 1$ , the total effective pumping velocity is given by:

$$\begin{aligned} \mathbf{V}^{(\text{eff})} = & (1 + 2\omega^2) \mathbf{V}^{(1)} + (1 - 2\omega^2) \mathbf{V}^{(3)} \\ & - \omega^2 \left[ \mathbf{V}^{(2)} - 3\mathbf{V}^{(4)} + \hat{\Omega} \left[ \hat{\Omega} \cdot \left( \mathbf{V}^{(1)} + \mathbf{V}^{(3)} \right) \right] \right]. \quad (\text{A19}) \end{aligned}$$

## Appendix B: Effect of rotation on turbulence

In this Appendix we derive equation for the rotational contributions to the Reynolds stress and turbulent heat flux. We apply the approach developed in [38, 39]. Equations for fluctuations of velocity  $\mathbf{u}'$  and temperature  $\theta'$  are rewritten in the  $\mathbf{k}$  space using new variables for fluctuations of velocity  $\mathbf{U} = \sqrt{\bar{\rho}} \mathbf{u}'$  and temperature  $\theta = \sqrt{\bar{\rho}} \theta'$ . Using these equations we derive equations for the following correlation functions:  $f_{ij}(\mathbf{k}, \mathbf{K}) = \langle U_i(t, \mathbf{k}_1) U_j(t, \mathbf{k}_2) \rangle$ ,  $F_i(\mathbf{k}, \mathbf{K}) = \langle s(t, \mathbf{k}_1) U_i(t, \mathbf{k}_2) \rangle$ , and  $\Theta_i(\mathbf{k}, \mathbf{K}) = \langle s(t, \mathbf{k}_1) s(t, \mathbf{k}_2) \rangle$ . We apply the multi-scale approach [40], where  $\mathbf{k}_1 = \mathbf{k} + \mathbf{K}/2$ ,  $\mathbf{k}_2 = -\mathbf{k} + \mathbf{K}/2$ , the wave vector  $\mathbf{K}$  and the vector  $\mathbf{R} = (\mathbf{x} + \mathbf{y})/2$  correspond to the large-scale variables, while  $\mathbf{k}$  and  $\mathbf{r} = \mathbf{y} - \mathbf{x}$  correspond to the small-scale variables. Hereafter we omit argument  $t$  in the correlation functions. The equations for these correlation functions are given by

$$\frac{\partial f_{ij}(\mathbf{k}, \mathbf{K})}{\partial t} = L_{ijmn}^\Omega f_{mn} + M_{ij}^F + \hat{\mathcal{N}} \tilde{f}_{ij}, \quad (\text{B1})$$

$$\frac{\partial F_i(\mathbf{k}, \mathbf{K})}{\partial t} = D_{im}^\Omega F_m + g e_m P_{im}(\mathbf{k}_1) \Theta + \hat{\mathcal{N}} \tilde{F}_i, \quad (\text{B2})$$

$$\frac{\partial \Theta(\mathbf{k}, \mathbf{K})}{\partial t} = \hat{\mathcal{N}} \Theta, \quad (\text{B3})$$

where  $D_{ij}^\Omega(\mathbf{k}) = 2\varepsilon_{ijm}\Omega_n k_{mn}$ ,  $L_{ijmn}^\Omega = D_{im}^\Omega(\mathbf{k}_1)\delta_{jn} + D_{jn}^\Omega(\mathbf{k}_2)\delta_{im}$ ,  $\delta_{ij}$  is the Kronecker unit tensor,  $k_{ij} = k_i k_j / k^2$ ,  $\varepsilon_{ijk}$  is the Levi-Civita fully antisymmetric tensor,  $P_{ij}(\mathbf{k}) = \delta_{ij} - k_{ij}$ , and

$$M_{ij}^F = g e_m [P_{im}(\mathbf{k}_1)F_j(\mathbf{k}, \mathbf{K}) + P_{jm}(\mathbf{k}_2)F_i(-\mathbf{k}, \mathbf{K})], \quad (\text{B4})$$

In Eqs. (B1)–(B3),  $\hat{\mathcal{N}}\tilde{f}_{ij}$  and  $\hat{\mathcal{N}}\tilde{F}_i$  are the third-order moments appearing due to the nonlinear terms  $U_m^N$  and  $\theta^N$ , which are given by

$$\begin{aligned} \hat{\mathcal{N}}\tilde{f}_{ij} &= \langle P_{im}(\mathbf{k}_1)U_m^N(\mathbf{k}_1)U_j(\mathbf{k}_2) \rangle \\ &+ \langle U_i(\mathbf{k}_1)P_{jm}(\mathbf{k}_2)U_m^N(\mathbf{k}_2) \rangle, \end{aligned} \quad (\text{B5})$$

$$\hat{\mathcal{N}}\tilde{F}_i = \langle \theta^N(\mathbf{k}_1)U_j(\mathbf{k}_2) \rangle + \langle \theta(\mathbf{k}_1)P_{im}(\mathbf{k}_2)U_m^N(\mathbf{k}_2) \rangle. \quad (\text{B6})$$

$$\hat{\mathcal{N}}\Theta = \langle s^N(\mathbf{k}_1)s(\mathbf{k}_2) \rangle + \langle s(\mathbf{k}_1)s^N(\mathbf{k}_2) \rangle, \quad (\text{B7})$$

The derived equations for the second-order moments of the velocity fluctuations  $\langle U_i U_j \rangle$ , the entropy fluctuations  $\langle s^2 \rangle$  and the turbulent flux of entropy  $\langle s U_i \rangle$ , include the first-order spatial differential operators  $\hat{\mathcal{N}}$  applied to the third-order moments  $M^{(III)}$ . A problem arises how to close the system of the second-moment equations, i.e., how to express the set of the third-moment terms  $\hat{\mathcal{N}}M^{(III)}(\mathbf{k})$  through the lower moments (see, e.g., [8, 41]). In the present study we use the spectral  $\tau$  approximation (see, e.g., [8, 41–43]), which postulates that the deviations of the third-moment terms,  $\hat{\mathcal{N}}M^{(III)}(\mathbf{k})$ , from the contributions to these terms afforded by the background rotating turbulence,  $\hat{\mathcal{N}}M^{(III,0)}(\mathbf{k})$ , are expressed through the similar deviations of the second-order moments,  $M^{(II)}(\mathbf{k}) - M^{(II,0)}(\mathbf{k})$  in the relaxation form:

$$\begin{aligned} \hat{\mathcal{N}}M^{(III)}(\mathbf{k}) - \hat{\mathcal{N}}M^{(III,0)}(\mathbf{k}) \\ = -\frac{M^{(II)}(\mathbf{k}) - M^{(II,0)}(\mathbf{k})}{\tau_r(k)}. \end{aligned} \quad (\text{B8})$$

Here the correlation functions with the superscript (0) correspond to the background non-rotating turbulence. The time  $\tau_r(k)$  is the characteristic relaxation time of the statistical moments, which can be identified with the correlation time  $\tau(k)$  of the turbulent velocity field for large Reynolds numbers.

The rotational contributions to the Reynolds stress  $f_{ij}^{(\Omega)} \equiv \langle U_i(\mathbf{k}_1)U_j(\mathbf{k}_2) \rangle$  and turbulent heat flux  $F_i^{(\Omega)} \equiv \langle s(\mathbf{k}_1)U_i(\mathbf{k}_2) \rangle$  follows from Eqs. (B1)–(B8). We also take into account that the characteristic time of variations of the second moments are much larger than the correlation time  $\tau(k)$  of the turbulent velocity field. Therefore,

the rotational contributions to the Reynolds stress and turbulent heat flux are given by [38, 39, 44]:

$$\begin{aligned} f_{ij}^{(\Omega)}(\mathbf{k}) &= L_{ijmn}^{-1} \left[ f_{mn}^{(0)}(\mathbf{k}) + \tau (L_{mnpq}^\nabla + L_{mnpq}^\lambda \right. \\ &\quad \left. + \tilde{M}_{mn}^F) f_{pq}^{(0)}(\mathbf{k}) \right], \end{aligned} \quad (\text{B9})$$

$$F_i^{(\Omega)}(\mathbf{k}) = D_{ij}^{-1} F_j^{(0)}(\mathbf{k}), \quad (\text{B10})$$

where

$$D_{ij}^{-1} = \chi(\psi) (\delta_{ij} + \psi \varepsilon_{ijm} \hat{k}_m + \psi^2 k_{ij}), \quad (\text{B11})$$

$$\begin{aligned} L_{ijmn}^{-1}(\Omega) &= \frac{1}{2} \left[ B_1 \delta_{im} \delta_{jn} + B_2 k_{ijmn} + B_3 (\varepsilon_{imp} \delta_{jn} \right. \\ &+ \varepsilon_{jnp} \delta_{im}) \hat{k}_p + B_4 (\delta_{im} k_{jn} + \delta_{jn} k_{im}) + B_5 \varepsilon_{ipm} \varepsilon_{jqn} k_{pq} \\ &\left. + B_6 (\varepsilon_{imp} k_{jpn} + \varepsilon_{jnp} k_{ipm}) \right], \end{aligned} \quad (\text{B12})$$

$$\begin{aligned} \tilde{M}_{ij}^F &= g e_m \left[ (P_{im}(\mathbf{k}) + k_{im}^\lambda) \tilde{F}_j(\mathbf{k}) + (P_{jm}(\mathbf{k}) \right. \\ &\quad \left. - k_{jm}^\lambda) \tilde{F}_i(-\mathbf{k}) \right], \end{aligned} \quad (\text{B13})$$

$\tilde{F}_i = F_i - F_i^{\Omega=0}$ . Here  $\hat{k}_i = k_i/k$ ,  $\chi(\psi) = 1/(1 + \psi^2)$ ,  $\psi = 2\tau(k) (\mathbf{k} \cdot \boldsymbol{\Omega})/k$ ,  $B_1 = 1 + \chi(2\psi)$ ,  $B_2 = B_1 + 2 - 4\chi(\psi)$ ,  $B_3 = 2\psi \chi(2\psi)$ ,  $B_4 = 2\chi(\psi) - B_1$ ,  $B_5 = 2 - B_1$  and  $B_6 = 2\psi [\chi(\psi) - \chi(2\psi)]$ , see [44]. In Eqs. (B9)–(B10), the operator  $D_{ij}^{-1}$  is the inverse of  $\delta_{ij} - \tau \tilde{D}_{ij}$  and the operator  $L_{ijmn}^{-1}(\Omega)$  is the inverse of  $\delta_{im} \delta_{jn} - \tau \tilde{L}_{ijmn}$ , where  $\tilde{D}_{ij} = 2\varepsilon_{ijp} \Omega_q k_{pq}$  and

$$\tilde{L}_{ijmn} = 2\Omega_q (\varepsilon_{imp} \delta_{jn} + \varepsilon_{jnp} \delta_{im}) k_{pq}. \quad (\text{B14})$$

In Eq. (B9), the operators  $L_{ijmn}^\nabla$  and  $L_{ijmn}^\lambda$  are given by

$$L_{ijmn}^\nabla = -2\Omega_q (\varepsilon_{imp} \delta_{jn} - \varepsilon_{jnp} \delta_{im}) k_{pq}^\nabla, \quad (\text{B15})$$

$$\begin{aligned} L_{ijmn}^\lambda &= -2\Omega_q \left[ (\varepsilon_{imp} \delta_{jn} - \varepsilon_{jnp} \delta_{im}) k_{pq}^\lambda \right. \\ &\quad \left. + \frac{2i}{k^2} (\varepsilon_{ilq} \delta_{jn} \lambda_m - \varepsilon_{jlq} \delta_{im} \lambda_n) k_l \right], \end{aligned} \quad (\text{B16})$$

where

$$k_{ij}^\nabla = \frac{i}{2k^2} [k_i \nabla_j + k_j \nabla_i - 2k_{ij} (\mathbf{k} \cdot \nabla)], \quad (\text{B17})$$

$$k_{ij}^\lambda = \frac{i}{2k^2} [k_i \lambda_j + k_j \lambda_i - 2k_{ij} (\mathbf{k} \cdot \boldsymbol{\lambda})]. \quad (\text{B18})$$

In Eqs. (B9)–(B10) we neglected effects  $O(\lambda^2, \Lambda^2)$ , i.e., they are quadratic in fluid density stratification (described by  $\boldsymbol{\lambda}$ ) and inhomogeneity of turbulence (described by  $\boldsymbol{\Lambda} = \nabla \langle \mathbf{u}^2 \rangle / \langle \mathbf{u}^2 \rangle$ ). We also take into account that  $L_{ijmn}^{-1} P_{mn}(\mathbf{k}) = P_{ij}(\mathbf{k})$ .

We use the following model of the background inhomogeneous and density stratified turbulence  $f_{ij}^{(0)}(\mathbf{k}) \equiv \langle U_i(\mathbf{k}_1) U_j(\mathbf{k}_2) \rangle^{(0)}$ , which takes into account an anisotropy of turbulence with appearance of rotation:

$$f_{ij}^{(0)}(\mathbf{k}) = \frac{E(k) [1 + 2k \varepsilon_u \delta(\hat{\mathbf{k}} \cdot \hat{\boldsymbol{\Omega}}) \delta(\hat{\boldsymbol{\Omega}} \cdot \hat{\boldsymbol{\nabla}})]}{8\pi k^2 (1 + \varepsilon_u)} \left[ P_{ij}(k) + \frac{i}{k^2} (\tilde{\lambda}_i k_j - \tilde{\lambda}_j k_i) \right] \langle \mathbf{U}^2 \rangle, \quad (\text{B19})$$

and the correlation function  $F_j^{(0)}(\mathbf{k}) = \langle s(\mathbf{k}_1) U_i(\mathbf{k}_2) \rangle^{(0)}$  is

$$F_i^{(0)}(\mathbf{k}) = -\tau(k) \tilde{f}_{ij}^{(0)}(\mathbf{k}) \nabla_j \bar{S}, \quad (\text{B20})$$

where the function  $\tilde{f}_{ij}^{(0)}(\mathbf{k})$  is given by Eq. (B19) without the terms proportional to  $\tilde{\boldsymbol{\lambda}} = (\boldsymbol{\lambda} - \boldsymbol{\nabla})/2$ . Here we take into account that in the anelastic approximation the velocity fluctuations  $\mathbf{U} = \sqrt{\bar{\rho}} \mathbf{u}'$  satisfy the equation  $\boldsymbol{\nabla} \cdot \mathbf{U} = \mathbf{U} \cdot \tilde{\boldsymbol{\lambda}}$ , where  $\tilde{\boldsymbol{\lambda}} \equiv \boldsymbol{\lambda}/2 = -(\boldsymbol{\nabla} \bar{\rho})/2\bar{\rho}$ .

In Eq. (B19),  $\delta(x)$  is the Dirac delta function, and  $\varepsilon_u$  is the degree of anisotropy of turbulent velocity field which is non-zero only for fast rotation  $\Omega_* \gg 1$ . In this case  $\boldsymbol{\lambda}$  is perpendicular to  $\boldsymbol{\Omega}$ . The turbulent correlation time in the  $\mathbf{k}$  space is  $\tau(k) = 2\tau_0 \tilde{\tau}(k)$ , where  $\tilde{\tau}(k) = (k/k_0)^{1-q}$ . We assume that the background turbulence is of Kolmogorov type with constant flux of energy over the spectrum, i.e., the kinetic energy spectrum function for the range of wave numbers  $k_0 < k < k_\nu$  is  $E(k) = -d\tilde{\tau}(k)/dk$ , the function  $\tilde{\tau}(k) = (k/k_0)^{1-q}$  with  $1 < q < 3$  being the exponent of the kinetic energy spectrum ( $q = 5/3$  for a Kolmogorov spectrum). Here  $k_\nu = 1/\ell_\nu$  is the wave number based on the viscous scale  $\ell_\nu$ , and  $k_0 = 1/\ell_0 \ll k_\nu$ , where  $\ell_0$  is the integral (energy containing) scale of turbulent motions.

Using Eqs. (B9)–(B10), we obtain  $f_{ij}^{(\Omega, a)}(\mathbf{k}) = L_{ijmn}^{-1} f_{mn}^{(0)}(\mathbf{k})$  and  $F_i^{(\Omega)}(\mathbf{k}) = D_{ij}^{-1} F_j^{(0)}(\mathbf{k})$  as

$$f_{ij}^{(\Omega, a)}(\mathbf{k}) = \frac{E(k) [1 + 2k \varepsilon_u \delta(\hat{\mathbf{k}} \cdot \hat{\boldsymbol{\Omega}}) \delta(\hat{\boldsymbol{\Omega}} \cdot \hat{\boldsymbol{\nabla}})]}{8\pi k^2 (1 + \varepsilon_u)} \left[ P_{ij}(k) + \frac{i}{k} \chi(\psi) \left[ \tilde{\lambda}_i \hat{k}_j - \tilde{\lambda}_j \hat{k}_i + \psi \tilde{\lambda}_n (\varepsilon_{inp} k_{jp} - \varepsilon_{jnp} k_{ip}) \right] \right] \langle \mathbf{U}^2 \rangle, \quad (\text{B21})$$

$$F_i^{(\Omega)}(\mathbf{k}) = -\frac{\tau(k) E(k) [1 + 2k \varepsilon_u \delta(\hat{\mathbf{k}} \cdot \hat{\boldsymbol{\Omega}})]}{8\pi k^2 (1 + \varepsilon_u)} (\nabla_j \bar{S}) \times \chi(\psi) \left[ P_{ij}(k) + \psi \varepsilon_{ijs} \hat{k}_s \right] \langle \mathbf{U}^2 \rangle. \quad (\text{B22})$$

Using Eqs. (B22) and (27)–(28), we determine

$\langle \tau u_i(\mathbf{x}) [\nabla^2 \theta(\mathbf{x})] \rangle$  as

$$\langle \tau u_i(\mathbf{x}) [\nabla^2 \theta(\mathbf{x})] \rangle = \frac{1}{1 + \varepsilon_u} \left[ 2A_1^{(-1)}(\Omega_*) \delta_{ij} + \left( A_2^{(-1)}(\Omega_*) + \frac{\varepsilon_u}{2} \ln \text{Re} \right) (\delta_{ij} - \hat{\Omega}_{ij}) + \hat{\Omega}_m \varepsilon_{ijm} \Omega_* A_3^{(0)}(\Omega_*) \right] \nabla_j \ln \left( \overline{T} \overline{P}^{1/\gamma-1} \right) \quad (\text{B23})$$

The functions  $A_n^{(m)}(\Omega_*)$  are given in Appendix C.

### Appendix C: The identities used for the integration in the $\mathbf{k}$ space

To integrate over the angles in the  $\mathbf{k}$  space we used the following identities:

$$\bar{I}_{ij}(a) = \int \frac{k_{ij} \sin \theta}{1 + a \cos^2 \theta} d\theta d\varphi = \bar{A}_1(a) \delta_{ij} + \bar{A}_2(a) \Omega_{ij}, \quad (\text{C1})$$

$$\bar{I}_{ijmn}(a) = \int \frac{k_{ijmn} \sin \theta}{1 + a \cos^2 \theta} d\theta d\varphi = \bar{C}_1 \Delta_{ijmn} + \bar{C}_2 \Omega_{ijmn} + \bar{C}_3 \Delta_{ijmn}^{(\Omega)}, \quad (\text{C2})$$

where  $\Omega_{ij} = \hat{\Omega}_i \hat{\Omega}_j$ , and  $\Omega_{ijmn} = \Omega_{ij} \Omega_{mn}$ ,

$$\Delta_{ijmn} = \delta_{ij} \delta_{mn} + \delta_{im} \delta_{jn} + \delta_{in} \delta_{jm}, \quad (\text{C3})$$

$$\Delta_{ijmn}^{(\Omega)} = \delta_{ij} \Omega_{mn} + \delta_{im} \Omega_{jn} + \delta_{in} \Omega_{jm} + \delta_{jm} \Omega_{in} + \delta_{jn} \Omega_{im} + \delta_{mn} \Omega_{ij}, \quad (\text{C4})$$

and the functions  $\bar{A}_k(a)$  and  $\bar{C}_k(a)$  are given by

$$\bar{A}_1(a) = \frac{2\pi}{a} \left[ (a+1) \frac{\arctan(\sqrt{a})}{\sqrt{a}} - 1 \right], \quad (\text{C5})$$

$$\bar{A}_2(a) = -\frac{2\pi}{a} \left[ (a+3) \frac{\arctan(\sqrt{a})}{\sqrt{a}} - 3 \right]. \quad (\text{C6})$$

$$\bar{C}_1(a) = \frac{\pi}{2a^2} \left[ (a+1)^2 \frac{\arctan(\sqrt{a})}{\sqrt{a}} - \frac{5a}{3} - 1 \right], \quad (\text{C7})$$

$$\bar{C}_2(a) = \frac{\pi}{2a^2} \left[ (3a^2 + 30a + 35) \frac{\arctan(\sqrt{a})}{\sqrt{a}} - \frac{55a}{3} - 35 \right], \quad (\text{C8})$$

$$\bar{C}_3(a) = -\frac{\pi}{2a^2} \left[ (a^2 + 6a + 5) \frac{\arctan(\sqrt{a})}{\sqrt{a}} - \frac{13a}{3} - 5 \right]. \quad (\text{C9})$$

Note that  $\bar{A}_1 = 5\bar{C}_1 + \bar{C}_3$  and  $\bar{A}_2 = \bar{C}_2 + 7\bar{C}_3$ .

We introduce also the function  $\bar{A}_3(a) = \bar{A}_1(a) + \bar{A}_2(a)$  and  $\bar{C}_4(a) = \bar{C}_1(a) + \bar{C}_3(a)$ :

$$\bar{A}_3(a) = \frac{4\pi}{a} \left[ 1 - \frac{\arctan(\sqrt{a})}{\sqrt{a}} \right]. \quad (\text{C10})$$

$$\bar{C}_4(a) = \frac{2\pi}{a^2} \left[ 1 + \frac{2a}{3} - (a+1) \frac{\arctan(\sqrt{a})}{\sqrt{a}} \right]. \quad (\text{C11})$$

These functions for  $a \ll 1$  are given by

$$\bar{A}_1(a) = \frac{4\pi}{3} \left( 1 - \frac{a}{5} \right), \quad \bar{A}_2(a) \sim -\frac{8\pi}{15} a, \quad (\text{C12})$$

$$\bar{C}_1(a) \sim \frac{4\pi}{15} \left( 1 - \frac{a}{7} \right), \quad \bar{C}_2(a) \sim \frac{32\pi}{315} a^2, \quad (\text{C13})$$

$$\bar{C}_3(a) \sim -\frac{8\pi}{105} a, \quad \bar{C}_4(a) \sim \frac{4\pi}{15} \left( 1 - \frac{3a}{7} \right). \quad (\text{C14})$$

These functions for  $a \gg 1$  are given by

$$\bar{A}_1(a) \sim \frac{\pi^2}{\sqrt{a}}, \quad \bar{A}_2(a) \sim -\frac{\pi^2}{\sqrt{a}}, \quad (\text{C15})$$

$$\bar{C}_1(a) \sim \frac{\pi^2}{4\sqrt{a}} - \frac{4\pi}{3a}, \quad \bar{C}_2(a) \sim \frac{3\pi^2}{4\sqrt{a}}, \quad (\text{C16})$$

$$\bar{C}_3(a) \sim -\frac{\pi^2}{4\sqrt{a}} + \frac{8\pi}{3a}, \quad \bar{C}_4(a) \sim \frac{4\pi}{3a} - \frac{\pi^2}{a^{3/2}}. \quad (\text{C17})$$

Now we calculate the following functions

$$A_k^{(1)}(\Omega_*) = \frac{3}{4\pi\Omega_*^2} \int_0^{\Omega_*} Y \bar{A}_k(Y^2) dY, \quad (\text{C18})$$

$$A_k^{(2)}(\Omega_*) = \frac{1}{2\pi\Omega_*^3} \int_0^{\Omega_*} Y^2 \bar{A}_k(Y^2) dY, \quad (\text{C19})$$

$$A_3^{(0)}(\Omega_*) = \frac{1}{2\pi\Omega_*} \int_0^{\Omega_*} \bar{A}_3(Y^2) dY, \quad (\text{C20})$$

$$A_k^{(-1)}(\Omega_*) = \frac{1}{2\pi} \int_{\Omega_* \text{Re}^{-1/2}}^{\Omega_*} Y^{-1} \bar{A}_k(Y^2) dY, \quad (\text{C21})$$

$$C_k^{(2)}(\Omega_*) = \frac{5}{2\pi\Omega_*^3} \int_0^{\Omega_*} Y^2 \bar{C}_k(Y^2) dY, \quad (\text{C22})$$

$$C_k^{(3)}(\Omega_*) = \frac{5}{2\pi\Omega_*^4} \int_0^{\Omega_*} Y^3 \bar{C}_k(Y^2) dY, \quad (\text{C23})$$

$$C_k^{(0)}(\Omega_*) = \frac{5}{2\pi\Omega_*} \int_0^{\Omega_*} \bar{C}_k(Y^2) dY, \quad (\text{C24})$$

where  $\Omega_* = 4\Omega\tau_0$ ,  $a = [\Omega_* \bar{\tau}(k)]^2 = Y^2$  and  $\bar{\tau}_\nu = \text{Re}^{-1/2}$ . The integration yields:

$$A_1^{(1)}(Z) = \frac{3}{2} \left[ \frac{\arctan Z}{Z} \left( 1 - \frac{1}{Z^2} \right) + \frac{1}{Z^2} \left[ 1 - \ln(1 + Z^2) \right] \right], \quad (\text{C25})$$

$$A_2^{(1)}(Z) = -\frac{3}{2} \left[ \frac{\arctan Z}{Z} \left( 1 - \frac{3}{Z^2} \right) + \frac{1}{Z^2} \left[ 3 - 2\ln(1 + Z^2) \right] \right], \quad (\text{C26})$$

$$A_1^{(2)}(Z) = \frac{1}{2} \left[ \frac{\arctan Z}{Z} \left( 1 + \frac{1}{Z^2} \right) - \frac{3}{Z^2} + \frac{2}{Z^3} S(Z) \right], \quad (\text{C27})$$

$$A_2^{(2)}(Z) = -\frac{1}{2} \left[ \frac{\arctan Z}{Z} \left( 1 + \frac{1}{Z^2} \right) - \frac{7}{Z^2} + \frac{6}{Z^3} S(Z) \right], \quad (\text{C28})$$

$$A_3^{(2)}(Z) = \frac{2}{Z^3} \left[ Z - S(Z) \right], \quad (\text{C29})$$

$$A_1^{(0)}(Z) = -\frac{1}{2} \left[ \arctan Z \left( 1 + \frac{1}{Z^2} \right) - \frac{1}{Z} - 2S(Z) \right], \quad (\text{C30})$$

$$A_2^{(0)}(Z) = \frac{3}{2} \left[ \arctan Z \left( 1 + \frac{1}{Z^2} \right) - \frac{1}{Z} - \frac{2}{3} S(Z) \right], \quad (\text{C31})$$

$$A_3^{(0)}(Z) = \left( 1 + \frac{1}{Z^2} \right) \arctan Z - \frac{1}{Z}, \quad (\text{C32})$$

$$A_1^{(-1)}(Z) = \frac{1}{3} \left[ \frac{8}{3} - \frac{\arctan Z}{Z} \left( 3 + \frac{1}{Z^2} \right) + \frac{1}{Z^2} \right] + \frac{1}{3} \ln \left( \frac{\text{Re}}{1 + Z^2} \right), \quad (\text{C33})$$

$$A_2^{(-1)}(Z) = \frac{\arctan Z}{Z} \left( 1 + \frac{1}{Z^2} \right) - \frac{1}{Z^2} - \frac{2}{3}, \quad (\text{C34})$$

$$A_3^{(-1)}(Z) = \frac{2}{9} \left[ 1 + \frac{3}{Z^2} \left( \frac{\arctan Z}{Z} - 1 \right) \right] + \frac{1}{3} \ln \left( \frac{\text{Re}}{1 + Z^2} \right), \quad (\text{C35})$$

$$C_1^{(2)}(Z) = \frac{5}{8} \left[ \frac{\arctan Z}{Z} \left( 1 - \frac{1}{Z^4} \right) - \frac{13}{3Z^2} + \frac{1}{Z^4} + \frac{4S(Z)}{Z^3} \right], \quad (\text{C36})$$

$$C_4^{(2)}(Z) = \frac{5}{2Z^3} \left[ \arctan Z \left( 1 + \frac{1}{Z^2} \right) - \frac{1}{Z} + \frac{4Z}{3} - 2S(Z) \right], \quad (\text{C37})$$

$$C_1^{(3)}(Z) = \frac{5}{4Z^4} \left[ \frac{\arctan Z}{Z} \left( \frac{Z^4}{3} + 2Z^2 - 1 \right) - Z^2 + 1 - \frac{4}{3} \ln(1 + Z^2) \right], \quad (\text{C38})$$

$$C_1^{(0)}(Z) = -\frac{5}{16} \left[ \arctan Z \left( 3 + \frac{4}{Z^2} + \frac{1}{Z^4} \right) - \frac{11}{3Z} - \frac{1}{Z^3} - 4S(Z) \right], \quad (\text{C39})$$

$$C_4^{(0)}(Z) = \frac{5}{4} \left[ \arctan Z \left( 1 + \frac{1}{Z^2} \right)^2 - \frac{5}{3Z} - \frac{1}{Z^3} \right], \quad (\text{C40})$$

where  $S(Z) = \int_0^Z [\arctan(Y)/Y] dY$ . These functions for  $Z \ll 1$  are given by

$$A_1^{(1)}(Z) \sim \frac{1}{2} \left( 1 - \frac{Z^2}{10} \right), \quad A_2^{(1)}(Z) \sim -\frac{Z^2}{10} + \frac{2Z^4}{35},$$

$$A_3^{(1)}(Z) \sim \frac{1}{2} \left( 1 - \frac{3Z^2}{10} \right), \quad A_3^{(2)}(Z) \sim \frac{2}{9} \left( 1 - \frac{9Z^2}{25} \right),$$

$$A_1^{(2)}(Z) \sim \frac{2}{9} \left( 1 - \frac{3Z^2}{25} \right), \quad A_2^{(2)}(Z) \sim -\frac{Z^2}{10} + \frac{2Z^4}{35},$$

$$A_1^{(0)}(Z) \sim \frac{2Z}{3} \left( 1 - \frac{Z^2}{15} \right), \quad A_2^{(0)}(Z) \sim -\frac{4Z^3}{45},$$

$$A_3^{(0)}(Z) \sim \frac{2Z}{3} \left( 1 - \frac{Z^2}{5} \right), \quad A_2^{(-1)}(Z) \sim -\frac{2Z^2}{15},$$

$$A_1^{(-1)}(Z) \sim \frac{1}{3} \left( \ln \text{Re} - \frac{Z^2}{5} \right),$$

$$A_3^{(-1)}(Z) \sim \frac{1}{3} \left( \ln \text{Re} + \frac{Z^2}{5} \right),$$

$$C_1^{(2)}(Z) \sim \frac{2}{9} \left( 1 - \frac{3Z^2}{35} \right), \quad C_4^{(2)}(Z) \sim \frac{2}{9} \left( 1 - \frac{9Z^2}{35} \right),$$

$$C_1^{(3)}(Z) \sim \frac{1}{6} \left( 1 - \frac{2Z^2}{21} \right), \quad C_1^{(0)}(Z) \sim \frac{2Z}{3},$$

$$C_4^{(0)}(Z) \sim \frac{2Z}{3} \left( 1 - \frac{Z^2}{7} \right).$$

These functions for  $Z \gg 1$  are given by

$$A_1^{(1)}(Z) \sim \frac{3\pi}{4Z} - \frac{3 \ln Z}{Z^2}, \quad A_2^{(1)}(Z) \sim -\frac{3\pi}{4Z} + \frac{6 \ln Z}{Z^2},$$

$$A_3^{(1)}(Z) \sim \frac{3 \ln Z}{Z^2}, \quad A_3^{(2)}(Z) \sim \frac{2}{Z^2},$$

$$A_1^{(2)}(Z) \sim \frac{\pi}{4Z} - \frac{3}{2Z^2}, \quad A_2^{(2)}(Z) \sim -\frac{\pi}{4Z} + \frac{7}{2Z^2},$$

$$A_1^{(0)}(Z) \sim \frac{\pi}{2} \left( \ln Z - \frac{1}{2} \right), \quad A_2^{(0)}(Z) \sim -\frac{\pi}{2} \ln Z,$$

$$A_3^{(0)}(Z) \sim \frac{\pi}{2} - \frac{2}{Z}, \quad A_2^{(-1)}(Z) \sim \frac{\pi}{2Z} - \frac{2}{3},$$

$$C_1^{(2)}(Z) \sim \frac{5\pi}{16Z}, \quad C_1^{(3)}(Z) \sim \frac{5\pi}{24Z}, \quad C_4^{(2)}(Z) \sim \frac{10}{3Z^2},$$

$$C_1^{(0)}(Z) \sim \frac{5\pi}{8} \left( \ln Z - \frac{3}{4} \right), \quad C_4^{(0)}(Z) \sim -\frac{10}{3Z} + \frac{5\pi}{8}.$$

and when  $1 \ll Z^2 \ll \text{Re}$ , the function

$$A_1^{(-1)}(Z) \sim \frac{1}{3} \left[ \ln \left( \frac{\text{Re}}{Z^2} \right) + \frac{8}{3} \right],$$

$$A_3^{(-1)}(Z) \sim \frac{1}{3} \left[ \ln \left( \frac{\text{Re}}{Z^2} \right) + \frac{2}{3} \right].$$

To integrate over the angles in  $\mathbf{k}$ -space for anisotropic part of turbulence, we use the following integrals:

$$\int k_{ij}^\perp d\varphi = \pi \delta_{ij}^{(2)}, \quad \int k_{ijmn}^\perp d\varphi = \frac{\pi}{4} \Delta_{ijmn}^{(2)} \quad (\text{C41})$$

where  $\delta_{ij}^{(2)} \equiv P_{ij}(\Omega) = \delta_{ij} - \Omega_{ij}$  and  $\Delta_{ijmn}^{(2)} = P_{ij}(\Omega)P_{mn}(\Omega) + P_{im}(\Omega)P_{jn}(\Omega) + P_{in}(\Omega)P_{jm}(\Omega)$ .



- 
- [1] S. Twomey, *Atmospheric Aerosols* ( Elsevier Scientific Publication Comp., Amsterdam, 1977).
- [2] G. T. Csanady, *Turbulent Diffusion in the Environment* (Reidel, Dordrecht, 1980).
- [3] Ya. B. Zeldovich, A. A. Ruzmaikin, and D. D. Sokoloff, *The Almighty Chance* (Word Scientific Publ., Singapore, 1990).
- [4] A. K. Blackadar, *Turbulence and Diffusion in the Atmosphere* (Springer, Berlin, 1997).
- [5] J. H. Seinfeld and S. N. Pandis, *Atmospheric Chemistry and Physics. From Air Pollution to Climate Change.*, 2nd ed. (John Wiley & Sons, NY, 2006).
- [6] L. I. Zaichik, V. M. Alipchenkov, and E. G. Sinaiski, *Particles in turbulent flows* (John Wiley & Sons, NY, 2008).
- [7] C. T. Crowe, J. D. Schwarzkopf, M. Sommerfeld and Y. Tsuji, *Multiphase flows with droplets and particles*, second edition (CRC Press LLC, NY, 2011).
- [8] I. Rogachevskii, *Introduction to Turbulent Transport of Particles, Temperature and Magnetic Fields* (Cambridge University Press, Cambridge, 2021).
- [9] L. S. Hodgson and A. Brandenburg, Turbulence effects in planetesimal formation, *Astron. Astrophys.* **330**, 1169-1174 (1998).
- [10] T. Elperin, N. Kleeorin and I. Rogachevskii, Dynamics of Particles Advected by Fast Rotating Turbulent Fluid Flow: Fluctuations and Large-Scale Structures, *Phys. Rev. Lett.* **81**, 2898 (1998).
- [11] L. Pan, P. Padoan, J. Scalo, A. G. Kritsuk, M., L. Norman, Turbulent clustering of protoplanetary dust and planetesimal formation, *Astrophys. J.* **740**, 6 (2011).
- [12] A. Hubbard, Turbulent thermal diffusion: a way to concentrate dust in protoplanetary discs, *Month. Not. Roy. Astron. Soc.* **456**, 3079-3089 (2016).
- [13] P. F. Hopkins, A simple phenomenological model for grain clustering in turbulence, *Month. Not. Roy. Astron. Soc.* **455**, 89-111 (2016).
- [14] P. F. Hopkins, Jumping the gap: the formation conditions and mass function of ‘pebble-pile’ planetesimals, *Month. Not. Roy. Astron. Soc.* **456**, 2383-2405 (2016).
- [15] H. J. Lugt, *Vortex Flow in Nature and Technology* (A Wiley-Interscience Publ., New York, 1983).
- [16] M. Caporali, F. Tampieri, F. Trombetti and O. Vittori, Transfer of particles in nonisotropic air turbulence, *J. Atmosph. Sci.* **32**, 565 (1975).
- [17] M. Reeks, The transport of discrete particle in inhomogeneous turbulence, *J. Aerosol Sci.* **14**, 729 (1983).
- [18] A. Guha, Transport and deposition of particles in turbulent and laminar flow, *Annu. Rev. Fluid Mech.* **40**, 311 (2008).
- [19] Dh. Mitra, N. E. L. Haugen and I. Rogachevskii, Turbophoresis in forced inhomogeneous turbulence, *Europ. Phys. J. Plus* **133**, 35 (2018).
- [20] T. Elperin, N. Kleeorin and I. Rogachevskii, Turbulent thermal diffusion of small inertial particles, *Phys. Rev. Lett.* **76**, 224 (1996).
- [21] T. Elperin, N. Kleeorin and I. Rogachevskii, Turbulent barodiffusion, turbulent thermal diffusion and large-scale instability in gases, *Phys. Rev. E* **55**, 2713 (1997).
- [22] T. Elperin, N. Kleeorin and I. Rogachevskii, ‘Formation of inhomogeneities in two-phase low-Mach-number compressible turbulent flows,’ *Int. J. Multiphase Flow* **24**, 1163 (1998).
- [23] T. Elperin, N. Kleeorin, I. Rogachevskii and D. Sokoloff, Passive scalar transport in a random flow with a finite renewal time: Mean-field equations, *Phys. Rev. E* **61**, 2617 (2000).
- [24] T. Elperin, N. Kleeorin, I. Rogachevskii and D. Sokoloff, Mean-field theory for a passive scalar advected by a turbulent velocity field with a random renewal time, *Phys. Rev. E* **64**, 026304 (2001).
- [25] R. V. R. Pandya and F. Mashayek, Turbulent thermal diffusion and barodiffusion of passive scalar and dispersed phase of particles in turbulent flows, *Phys. Rev. Lett.* **88**, 044501 (2002).
- [26] M. W. Reeks, On model equations for particle dispersion in inhomogeneous turbulence, *Int. J. Multiph. Flow* **31**, 93 (2005).
- [27] G. Amir, N. Bar, A. Eidelman, T. Elperin, N. Kleeorin and I. Rogachevskii, Turbulent thermal diffusion in strongly stratified turbulence: Theory and experiments, *Phys. Rev. Fluids* **2**, 064605 (2017).
- [28] N. E. L. Haugen, N. Kleeorin, I. Rogachevskii and A. Brandenburg, Detection of turbulent thermal diffusion of particles in numerical simulations, *Phys. Fluids* **24**, 075106 (2012).
- [29] I. Rogachevskii, N. Kleeorin and A. Brandenburg, Compressibility in turbulent magnetohydrodynamics and passive scalar transport: mean-field theory, *J. Plasma Phys.* **84**, 735840502 (2018).
- [30] J. Buchholz, A. Eidelman, T. Elperin, G. Grünefeld, N. Kleeorin, A. Krein, I. Rogachevskii, Experimental study of turbulent thermal diffusion in oscillating grids turbulence, *Experim. Fluids* **36**, 879 (2004).
- [31] A. Eidelman, T. Elperin, N. Kleeorin, I. Rogachevskii and I. Sapir-Katiraie, Turbulent thermal diffusion in a multi-fan turbulence generator with the imposed mean temperature gradient, *Experim. Fluids* **40**, 744 (2006).
- [32] E. Elmakies, O. Shildkrot, N. Kleeorin, A. Levy, I. Rogachevskii, A. Eidelman, Experimental study of turbulent thermal diffusion of particles in inhomogeneous and anisotropic turbulence, *Phys. Fluids* **34**, 055125 (2022).
- [33] I. Shimberg, O. Shriki, O. Shildkrot, N. Kleeorin, A. Levy, I. Rogachevskii, Experimental study of turbulent transport of nanoparticles in convective turbulence, *Phys. Fluids* **34**, 055126 (2022).
- [34] E. Elmakies, O. Shildkrot, N. Kleeorin, A. Levy, I. Rogachevskii, Experimental study of turbulent thermal diffusion of particles in an inhomogeneous forced convective turbulence, *Phys. Fluids* **35**, 095123 (2023).
- [35] M. Sofiev, V. Sofieva, T. Elperin, N. Kleeorin, I. Rogachevskii and S. S. Zilitinkevich, Turbulent diffusion and turbulent thermal diffusion of aerosols in stratified atmospheric flows, *J. Geophys. Res.* **114**, D18209 (2009).
- [36] T. Elperin, N. Kleeorin, Podolak, M., and I. Rogachevskii, A mechanism for the formation of aerosol concentrations in the atmosphere of Titan, *Planetary and Space Science* **45**, 923-929 (1997).
- [37] M. R. Maxey, The gravitational settling of aerosol particles in homogeneous turbulence and random flow field, *J. Fluid Mech.* **174**, 441 (1987).
- [38] I. Rogachevskii and N. Kleeorin, Mean-field theory of

- differential rotation in density stratified turbulent convection, *J. Plasma Phys.* **84**, 735840201 (2018).
- [39] I. Rogachevskii and N. Kleeorin, Generation of a large-scale vorticity in a fast rotating density stratified turbulence or turbulent convection, *Phys. Rev. E* **100**, 063101 (2019).
- [40] P. H. Roberts and A. M. Soward, A unified approach to mean field electrodynamics, *Astron. Nachr.* **296**, 49 (1975).
- [41] S. A. Orszag, Analytical theories of turbulence, *J. Fluid Mech.* **41**, 363 (1970).
- [42] A. Pouquet, U. Frisch, and J. Leorat, Strong MHD helical turbulence and the nonlinear dynamo effect, *J. Fluid Mech.* **77**, 321 (1976).
- [43] N. Kleeorin, I. Rogachevskii, and A. Ruzmaikin, Magnetic force reversal and instability in a plasma with advanced magnetohydrodynamic turbulence, *Zh. Eksp. Teor. Fiz.* **97**, 1555 (1990) [*Sov. Phys. JETP* **70**, 878 (1990)].
- [44] T. Elperin, I. Golubev, N. Kleeorin and I. Rogachevskii, Excitation of large-scale inertial waves in a rotating inhomogeneous turbulence, *Phys. Rev. E* **71**, 036302 (2005).