

---

# Scalable Back-Propagation-Free Training of Optical Physics-Informed Neural Networks

---

Yequan Zhao<sup>\*1</sup> Xinling Yu<sup>\*1</sup> Xian Xiao<sup>2</sup> Zhixiong Chen<sup>1</sup> Ziyue Liu<sup>1</sup> Geza Kurczveil<sup>2</sup>  
 Raymond G. Beausoleil<sup>2</sup> Sijia Liu<sup>3</sup> Zheng Zhang<sup>1</sup>

## Abstract

Physics-informed neural networks (PINNs) have shown promise in solving partial differential equations (PDEs), with growing interest in their energy-efficient, real-time training on edge devices. Photonic computing offers a potential solution to achieve this goal because of its ultra-high operation speed. However, the lack of photonic memory and the large device sizes prevent training real-size PINNs on photonic chips. This paper proposes a completely back-propagation-free (BP-free) and highly salable framework for training real-size PINNs on silicon photonic platforms. Our approach involves three key innovations: (1) a sparse-grid Stein derivative estimator to avoid the BP in the loss evaluation of a PINN, (2) a dimension-reduced zeroth-order optimization via tensor-train decomposition to achieve better scalability and convergence in BP-free training, and (3) a scalable on-chip photonic PINN training accelerator design using photonic tensor cores. We validate our numerical methods on both low- and high-dimensional PDE benchmarks. Through circuit simulation based on real device parameters, we further demonstrate the significant performance benefit (e.g., real-time training, huge chip area reduction) of our photonic accelerator.

Traditional numerical solvers (e.g., finite-difference, finite-element methods) have been well studied, but they are prohibitively expensive for high-dimensional PDEs due to the exponential increase of the unknown variables with respect to spatial/temporal/parameter dimensions. This bottleneck becomes more significant in PDE-constrained inverse and control problems, since the forward problem needs to be solved many times in an outer iteration loop.

Physics-informed neural networks (PINNs) (Lagaris et al., 1998; Dissanayake & Phan-Thien, 1994; Raissi et al., 2019) have emerged as a promising approach to solve both forward and inverse problems. Due to the discretization-free nature, PINN is more suitable for solving high-dimensional or parametric PDEs, but current PINN training is still expensive. For example, training a PINN for robotic safety analysis (Bansal & Tomlin, 2021) can easily take  $> 10$  hours on a powerful GPU. Despite the development of operator learning (Lu et al., 2021), a PINN often needs to be trained *from scratch* again to obtain a high-quality solution once the PDE initial/boundary conditions or measurement data change. In applications such as safety verification and control (Bansal & Tomlin, 2021; Onken et al., 2021) of autonomous systems, dynamic modeling of high-speed vehicles (Chrosniak et al., 2023), state monitoring of electricity grids (Huang & Wang, 2022), and electrical property tomography (Yu et al., 2023), the underlying PINNs must be trained *ultra-fast* with constrained resources [e.g. limited hardware size, weight and power (SWaP)] to enable real-time decision making.

It is difficult to achieve (almost) real-time PINN training on a resource-constrained edge platform via the conventional electronic computing paradigm. As a result, emerging computing platforms, such as integrated photonics, are considered to achieve this ambitious goal (DARPA, 2023). Photonic computing provides a promising low-energy and high-speed solution for various AI tasks because of the ultra-high operation speed of light. Many optical neural network (ONN) inference accelerators have been proposed (Shen et al., 2017; Tait et al., 2016; Zhu et al., 2022). However, designing a photonic training accelerator for real-size PINNs (e.g., a network with hundreds of neurons per layer) remains an open question due to two fundamental challenges.

- **Large device footprints and low integration density.**

## 1. Introduction

Partial differential equations (PDE) are used to describe numerous engineering problems, such as electromagnetic and thermal analysis of IC chips (Kamon et al., 1993; Li et al., 2004), medical imaging (Villena et al., 2015), and safety verification of autonomous systems (Bansal & Tomlin, 2021).

---

<sup>\*</sup>Equal contribution <sup>1</sup>Department of Electrical and Computer Engineering, University of California, Santa Barbara <sup>2</sup>Hewlett Packard Labs, Hewlett Packard Enterprise <sup>3</sup>Department of Computer Science and Engineering, Michigan State University. Correspondence to: Yequan Zhao <yequan.zhao@ucsb.edu>.

Photonic multiply-accumulate (MAC) units such as Mach-Zehnder interferometers (MZIs) are much larger ( $\sim 10$ s of microns) than CMOS transistors. A real-size PINN with  $> 10^5$  parameters can easily exceed the available chip size with the square scaling rule, where a  $N \times N$  weight matrix requires  $O(N^2)$  MZIs (Reck et al., 1994; Clements et al., 2016). In fact, even the state-of-the-art photonic AI *inference* accelerator (Ramey, 2020) can only handle  $64 \times 64$  weight matrices. Training a PINN on an photonic chip will face more significant scalability issue.

- **Difficulty of on-chip back propagation (BP).** It is hard to realize BP on photonic chips due to the lack of memory to store the computational graphs and intermediate results. Several BP-free and *in-situ* BP methods (Gu et al., 2020; 2021a; Filipovich et al., 2022; Buckley & McCaughan, 2022; Oguz et al., 2023; Hughes et al., 2018; Pai et al., 2023) are proposed, but their scalability remains a major bottleneck. This becomes more severe in PINN, since its loss function also includes (high-order) derivative terms. Subspace learning (Gu et al., 2021b) may scale up BP-based training, but still needs to save intermediate states.

BP-free training methods, especially stochastic zeroth-order optimization (ZO) (Nesterov & Spokoiny, 2017; Liu et al., 2020) or forward-forward method (Hinton, 2022), are easier to implement on edge hardware, since they do not need to detect or save any intermediate states. However, the scalability issue remains in *end-to-end* training, since the dimension-dependent gradient estimation error causes slow or even no convergence on PINNs with hundreds of neurons per layer. ZO training shows great success in fine-tuning large language models (LLMs) (Malladi et al., 2023; Yang et al., 2024a; Zhang et al., 2024; Gautam et al., 2024), since the gradient of a well-pretrained LLM has a low intrinsic dimension on fine-tuning tasks. Unfortunately, such a low-dimensional structure does not exist in end-to-end training, preventing the convergence of ZO optimization in training realistic PINNs. (Gu et al., 2020; 2021a) utilized ZO training on a photonic chip, but it only fine-tuned a small portion of model parameters based on an offline pre-trained model.

Different from the recent work of fine-tuning (Gu et al., 2020; 2021a; Malladi et al., 2023; Yang et al., 2024a; Zhang et al., 2024; Gautam et al., 2024), we investigate **end-to-end BP-free training of real-size PINNs on photonic chips from scratch**. This is a more challenging task because of (1) the differential operators in the PINN loss evaluation, and (2) the large number of optimization variables that cause divergence in end-to-end ZO training, (3) the scalability issue and lack of photonic memory on photonic chips. This paper presents, for the first time, a **real-size** and **real-time** photonic accelerator to train PINNs with hundreds of neurons per layer on an integrated photonic platform. **Our novel contributions are summarized as follows:**

- **Two-Level BP-free PINN Training.** We present novel BP-free approaches in two implementation levels of PINN training. Firstly, we propose a sparse-grid Stein estimator to calculate the (high-order) derivative terms in the PINN loss. Secondly, we propose a tensor-compressed variance reduction approach to improve the convergence of ZO-SGD. These innovations can completely bypass the need for photonic memory, and greatly improve the convergence of on-chip BP-free training.
- **A Scalable Photonic Design.** We present a scalable and easy-to-implement photonic accelerator design. We reuse a tensorized ONN inference accelerator, and just add a digital controller to implement on-chip BP-free training. We present two designs: one implements the whole model on a single chip, and another uses a single photonic tensor core with time multiplexing. Our design can scale up to train real-size PINNs with hundreds of neurons per layer.
- **Numerical Experiments and Hardware Emulation.** We validate our method in solving a variety of PDEs. Our two-level BP-free PINN training achieves a competitive error compared to standard PINN training with BP, and achieves the lowest error compared with previous photonic on-chip training methods. We further evaluate the performance of our photonic training accelerator on solving a Black-Scholes PDE. The simulation results show that our design can reduce the number of MZIs by  $42.7\times$ , with only 1.64 seconds to solve this equation.

To the best of our knowledge, this is the first optical PINN training framework to solve real-size PDEs. Our approach shows the great promise of photonic computing in solving AI-based scientific computing problems. Our results can also be extended to lightweight neural networks other than PINNs and other edge platforms, as shown in Appendix H.

## 2. Background

**Physics-Informed Neural Networks (PINNs).** Consider a generic PDE:

$$\begin{aligned} \mathcal{N}[\mathbf{u}(\mathbf{x}, t)] &= l(\mathbf{x}, t), & \mathbf{x} \in \Omega, \quad t \in [0, T], \\ \mathcal{I}[\mathbf{u}(\mathbf{x}, 0)] &= g(\mathbf{x}), & \mathbf{x} \in \Omega, \\ \mathcal{B}[\mathbf{u}(\mathbf{x}, t)] &= h(\mathbf{x}, t), & \mathbf{x} \in \partial\Omega, \quad t \in [0, T], \end{aligned} \quad (1)$$

where  $\mathbf{x}$  and  $t$  are the spatial and temporal coordinates;  $\Omega \subset \mathbb{R}^D$ ,  $\partial\Omega$  and  $T$  denote the spatial domain, domain boundary and time horizon, respectively;  $\mathcal{N}$  is a nonlinear differential operator;  $\mathcal{I}$  and  $\mathcal{B}$  represent the initial and boundary condition;  $\mathbf{u} \in \mathbb{R}^n$  is the solution for the PDE described above. In the contexts of PINNs (Raissi et al., 2019), a solution network  $\mathbf{u}_\theta(\mathbf{x}, t)$ , parameterized by  $\theta$ , is substituted into PDE (1), resulting in a residual defined as:

$$r_\theta(\mathbf{x}, t) := \mathcal{N}[\mathbf{u}_\theta(\mathbf{x}, t)] - l(\mathbf{x}, t). \quad (2)$$

The parameters  $\theta$  can be trained by minimizing the loss:

$$\mathcal{L}(\theta) = \mathcal{L}_r(\theta) + \lambda_0 \mathcal{L}_0(\theta) + \lambda_b \mathcal{L}_b(\theta). \quad (3)$$

Here  $\mathcal{L}_r(\theta)$ ,  $\mathcal{L}_0(\theta)$  and  $\mathcal{L}_b(\theta)$  are the residuals associated with the PDE operator, the initial condition and boundary condition, respectively. The residual of PDE operator

$$\mathcal{L}_r(\theta) = \frac{1}{N_r} \sum_{i=1}^{N_r} \|r_\theta(\mathbf{x}_r^i, t_r^i)\|_2^2, \quad (4)$$

involves (high-order) derivative terms.

**Zerth-Order (ZO) Optimization.** We consider minimizing a loss function  $\mathcal{L}(\theta)$  by updating parameters  $\theta \in \mathbb{R}^d$  iteratively using a (stochastic) gradient descent method:

$$\theta_t \leftarrow \theta_{t-1} - \alpha \mathbf{g} \quad (5)$$

where  $\mathbf{g}$  denotes the (stochastic) gradient of the loss  $\mathcal{L}$  w.r.t. model parameters  $\theta$ . ZO optimization uses a few forward function queries to approximate the gradient  $\mathbf{g}$ :

$$\mathbf{g} \approx \hat{\nabla}_\theta \mathcal{L}(\theta) = \sum_{i=1}^N \frac{1}{N\mu} [\mathcal{L}(\theta + \mu \xi_i) - \mathcal{L}(\theta - \mu \xi_i)] \xi_i. \quad (6)$$

Here  $\{\xi_i\}_{i=1}^N$  are some perturbation vectors and  $\mu$  is the sampling radius, which is typically small. We consider the random gradient estimator (RGE), in which  $\{\xi_i\}_{i=1}^N$  are  $N$  i.i.d. samples drawn from a distribution  $\rho(\xi)$  with zero mean and unit variance. The variance of RGE involves a dimension-dependent factor  $O(d/N)$  given  $\mu = O(1/\sqrt{N})$  (Liu et al., 2020). ZO optimization has been used extensively in signal processing and adversarial machine learning (Ghadimi & Lan, 2013; Duchi et al., 2015; Lian et al., 2016; Chen et al., 2019; Shamir, 2017; Cai et al., 2021). Recently, ZO optimization has achieved great success in fine-tuning LLMs (Malladi et al., 2023; Yang et al., 2024a; Zhang et al., 2024; Gautam et al., 2024), due to the low intrinsic dimensionality of the gradient information. Without low-dimensional structures, ZO optimization scales poorly in end-to-end training of real-size neural networks due to the large dimension-dependent gradient variance. Recently, (Chen et al., 2023) improved the scalability of end-to-end ZO training by exploiting model sparsity, but its coordinate-wise gradient estimation is prohibitively expensive for edge devices or real-time applications.

**Optical Neural Networks (ONN) and On-chip ONN Training.** Photonic AI accelerators are expected to outperform their electronic counterparts due to low latency, ultra-high throughput, high energy efficiency, and high parallelism (McMahon, 2023). Due to limited scalability, state-of-the-art photonic AI accelerators can only handle weight matrices of size  $64 \times 64$  (Ramey, 2020). As a result, large-scale optical matrices are computed by tiles or blocks with

time multiplexing, requiring intensive memory access to store the intermediate data. (Demirkiran et al., 2023) shows that only  $\sim 10\%$  of the overall power is consumed in optical devices. Applying a pre-trained model on non-ideal photonic chips usually faces significant performance degradation. On-chip training is essential to mitigate this degradation. However, there is no access to intermediate states or full gradients on the photonic chip. The existing BP-based method (Hughes et al., 2018; Wright et al., 2022; Pai et al., 2023) requires external hardware to perform gradient computation, which is bulky and not scalable. Several BP-free methods are proposed to address this issue (Gu et al., 2020; 2021a; Filipovich et al., 2022; Buckley & McCaughan, 2022; Oguz et al., 2023). However, these methods can only handle a small number of training parameters.

### 3. Two-Level BP-free Training for PINNs

Current PINN training methodologies rely on BP for both loss evaluations [Eq. (3)] and model parameter updates [Eq. (5)]. These BP computations are hard to implement on photonic chips. This section proposes a two-level BP-free PINN training framework to avoid such a challenge. This approach improves the convergence of the training framework and the scalability on photonic chips, enabling *end-to-end* training of real-size PINNs with hundreds of neurons per layer.

#### 3.1. Level 1: BP-Free PINN Loss Evaluation

##### 3.1.1. STEIN DERIVATIVE ESTIMATION

For an input  $\mathbf{x} \in \mathbb{R}^D$  and an approximated PDE solution  $\mathbf{u}_\theta(\mathbf{x}) \in \mathbb{R}^n$  parameterized by  $\theta$ , we consider the first-order derivative  $\nabla_{\mathbf{x}} \mathbf{u}_\theta$  and Laplacian  $\Delta \mathbf{u}_\theta$  involved in the loss function of a PINN training. Our implementation leverages the Stein estimator (Stein, 1981). Specifically, we represent the PDE solution  $\mathbf{u}_\theta(\mathbf{x})$  via a Gaussian smoothed model:

$$\mathbf{u}_\theta(\mathbf{x}) = \mathbb{E}_{\delta \sim \mathcal{N}(\mathbf{0}, \sigma^2 \mathbf{I})} f_\theta(\mathbf{x} + \delta), \quad (7)$$

where  $f_\theta$  is a neural network with parameters  $\theta$ ;  $\delta \in \mathbb{R}^D$  is the random noise sampled from a multivariate Gaussian distribution  $\mathcal{N}(\mathbf{0}, \sigma^2 \mathbf{I})$ . The first-order derivative and Laplacian of  $\mathbf{u}_\theta(\mathbf{x})$  can be written as:

$$\begin{aligned} \nabla_{\mathbf{x}} \mathbf{u}_\theta &= \mathbb{E}_{\delta \sim \mathcal{N}(\mathbf{0}, \sigma^2 \mathbf{I})} \left[ \frac{\delta}{2\sigma^2} (f_\theta(\mathbf{x} + \delta) - f_\theta(\mathbf{x} - \delta)) \right], \\ \Delta \mathbf{u}_\theta &= \mathbb{E}_{\delta \sim \mathcal{N}(\mathbf{0}, \sigma^2 \mathbf{I})} [f_\theta(\mathbf{x} + \delta) + f_\theta(\mathbf{x} - \delta) - 2f_\theta(\mathbf{x})] \\ &\quad \times \frac{\|\delta\|^2 - \sigma^2 D}{2\sigma^4}. \end{aligned} \quad (8)$$

In (He et al., 2023), the above expectation is computed by evaluating  $f_\theta(\mathbf{x} + \delta)$  and  $f_\theta(\mathbf{x} - \delta)$  at a set of i.i.d. Monte Carlo samples of  $\delta$ . However, Monte Carlo needs massive (e.g.,  $> 10^3$ ) function queries. Therefore, it is

highly desirable to develop a more efficient BP-free method for evaluating derivative terms in the loss function.

### 3.1.2. SPARSE-GRID STEIN DERIVATIVE ESTIMATOR

Now we use the sparse grid techniques (Garcke et al., 2006; Gerstner & Griebel, 1998) to significantly reduce the number of function queries in the Stein derivative estimator, while maintaining high accuracy in numerical integration. This approach has been widely used in uncertainty quantification, but has not been utilized for training PINNs.

We begin with a sequence of univariate quadrature rules  $V = \{V_l : l \in \mathbb{N}\}$ . Here  $l$  denotes an accuracy level so that any polynomial function of order  $\leq l$  can be exactly integrated with  $V_l$ . Each rule  $V_l$  specifies  $n_l$  nodes  $N_l = \{\delta_1, \dots, \delta_{n_l}\}$  and weight function  $w_l : N_l \rightarrow \mathbb{R}$ . With  $V_k$ , the integration a  $f$  over a random variable  $\delta$  is written as:

$$\int_{\mathbb{R}} f(\delta)p(\delta) d\delta \approx V_k[f] = \sum_{\delta_j \in N_k} w_k(\delta_j)f(\delta_j). \quad (9)$$

Here  $p(\delta)$  is the probability density function (PDF) of  $\delta$ .

Next, we consider the multivariate integration of a function  $f$  over a random vector  $\boldsymbol{\delta} = (\delta^1, \dots, \delta^D)$ , where  $p(\boldsymbol{\delta}) = \prod_{m=1}^D p(\delta^m)$  is the joint PDF. Let the multi-index  $\boldsymbol{l} = (l_1, l_2, \dots, l_D) \in \mathbb{N}^D$  specify the desired integration accuracy for each dimension. We use the Smolyak algorithm (Gerstner & Griebel, 1998) to construct sparse grids. For any non-negative integer  $q$ , define  $\mathbb{N}_q^D = \{\boldsymbol{l} \in \mathbb{N}^D : \sum_{m=1}^D l_m = D + q\}$  and  $\mathbb{N}_q^D = \emptyset$  for  $q < 0$ . The level- $k$  Smolyak rule  $A_{D,k}$  for  $D$ -dim integration can be written as (Wasilkowski & Woźniakowski, 1995):

$$A_{D,k}[f] = \sum_{q=k-D}^{k-1} (-1)^{k-1-q} \binom{D-1}{k-1-q} \times \sum_{\boldsymbol{l} \in \mathbb{N}_q^D} (V_{l_1} \otimes \dots \otimes V_{l_D})[f]. \quad (10)$$

It follows that:

$$A_{D,k}[f] = \sum_{q=k-D}^{k-1} \sum_{\boldsymbol{l} \in \mathbb{N}_q^D} \sum_{\delta^1 \in N_{l_1}} \dots \sum_{\delta^D \in N_{l_D}} (-1)^{k-1-q} \times \binom{D-1}{k-1-q} \prod_{m=1}^D w_{l_m}(\delta^m) f(\delta^1, \dots, \delta^D),$$

which is a weighted sum of function evaluations  $f(\boldsymbol{\delta})$  for  $\boldsymbol{\delta} \in \bigcup_{q=k-D}^{k-1} \bigcup_{\boldsymbol{l} \in \mathbb{N}_q^D} (N_{l_1} \times \dots \times N_{l_D})$ . For the same  $\boldsymbol{\delta}$  that appears multiple times for different combinations of values of  $\boldsymbol{l}$ , we only need to evaluate  $f$  once and sum up the respective weights beforehand. The resulting level- $k$  sparse quadrature rule defines a set of  $n_L$  nodes  $S_L = \{\boldsymbol{\delta}_1, \dots, \boldsymbol{\delta}_{n_L}\}$  and the corresponding weights

$\{w_1, \dots, w_{n_L}\}$ . The  $D$ -dim integration can then be efficiently computed with the sparse grids as:

$$\int_{\mathbb{R}^D} f(\boldsymbol{\delta})p(\boldsymbol{\delta})d\boldsymbol{\delta} \approx A_{D,k}[f] = \sum_{j=1}^{n_L} w_j f(\boldsymbol{\delta}_j). \quad (11)$$

In practice, since the sparse grids and the weights do not depend on  $f$ , they can be pre-computed for the specific quadrature rule, dimension  $D$ , and accuracy level  $k$ .

Finally, we implement the Stein derivative estimator in Eq. (8) via the sparse-grid integration. Noting that  $\boldsymbol{\delta} \sim \mathcal{N}(\mathbf{0}, \sigma^2 \mathbf{I})$ , we can use univariate Gaussian quadrature rules as basis to construct a level- $k$  sparse Gaussian quadrature rule  $A_{D,k}^*$  for  $D$ -variate integration. Then the first-order derivative and Laplacian in Eq. (8) is approximated as:

$$\begin{aligned} \nabla_{\mathbf{x}} \mathbf{u}_{\boldsymbol{\theta}} &\approx \sum_{j=1}^{n_L^*} w_j^* \left[ \frac{\boldsymbol{\delta}_j^*}{2\sigma^2} (f_{\boldsymbol{\theta}}(\mathbf{x} + \boldsymbol{\delta}_j^*) - f_{\boldsymbol{\theta}}(\mathbf{x} - \boldsymbol{\delta}_j^*)) \right], \\ \Delta \mathbf{u}_{\boldsymbol{\theta}} &\approx \sum_{j=1}^{n_L^*} w_j^* \left( \frac{\|\boldsymbol{\delta}_j^*\|^2 - \sigma^2 D}{2\sigma^4} \right) \times \\ &\quad (f_{\boldsymbol{\theta}}(\mathbf{x} + \boldsymbol{\delta}_j^*) + f_{\boldsymbol{\theta}}(\mathbf{x} - \boldsymbol{\delta}_j^*) - 2f_{\boldsymbol{\theta}}(\mathbf{x})), \end{aligned} \quad (12)$$

where  $\boldsymbol{\delta}_j^*$  and  $w_j^*$  are defined by the sparse grid  $A_{D,k}^*$ .

**Remark:** With the sparse-grid Stein estimator in Eq. (12), we can compute the derivatives in Eq. (2) and the loss of PINN in Eq. (3) without using any BP computation. Recent work explored efficient computation of differential operators (Cho et al., 2024; Shi et al., 2024), however, they still need the automatic differentiation, which is not available for optical neural networks. Our BP-free sparse-grid loss evaluation offers two benefits:

- The number of forward evaluations (i.e.  $n_L^*$ ) is usually significantly smaller than the number of Monte Carlo samples required to evaluate Eq. (8). For example, a level-3 sparse-grid Gaussian quadrature for a 3-dim PDE requires only 25 function evaluations, compared to thousands in Monte Carlo-based estimation (He et al., 2023).
- The sparse-grid Stein estimator transforms differential operators into the weighted sums of forward evaluations. This often leads to a smoother loss function and thus a better generalization accuracy (Wen et al., 2018). This will be empirically shown in Section 5.1.

## 3.2. Level 2: Tensor-Compressed ZO Training

To avoid BP in the update of PINN model parameters, we use the ZO gradient estimator in Eq (6) to perform gradient-descent iteration. Considering the inquiry complexity, we use randomized gradient estimation to implement (6). The gradient mean squared approximation error scales with the perturbation dimension  $d$  (Berahas et al., 2022):  $\mathbb{E} \left[ \|\hat{\nabla}_{\boldsymbol{\theta}} \mathcal{L}(\boldsymbol{\theta}) - \nabla_{\boldsymbol{\theta}} \mathcal{L}(\boldsymbol{\theta})\|_2^2 \right] =$

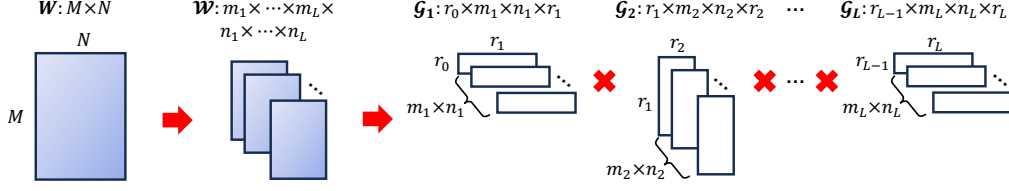


Figure 1. Tensor-train decomposition: matrix  $\mathbf{W}$  is folded to a multi-way tensor  $\mathcal{W}$  and decomposed into  $L$  small TT cores  $\{\mathcal{G}_k\}_{k=1}^L$ .

$O\left(\frac{d}{N}\right) \|\nabla_{\theta} \mathcal{L}(\theta)\|_2^2 + O\left(\frac{\mu^2 d^3}{N}\right) + O(\mu^2 d)$ . The convergence rate also scales with  $d$  as  $O(\sqrt{d}/\sqrt{T})$  in non-convex unconstrained optimization (Berahas et al., 2022). Real-size PINNs typically have hundreds of neurons per hidden layer, and the total number of model parameters can easily exceed  $10^5$  or  $10^6$ . As a result, ZO optimization converges slowly or even fails to converge in *end-to-end* PINN training.

### 3.2.1. TENSOR-COMPRESSED ZO OPTIMIZATION.

We propose to significantly reduce the gradient variance via a *low-rank* tensor-compressed training as shown in Fig. 1. Tensor compression has been well studied for functional approximation and data/model compression (Lubich et al., 2013; Zhang et al., 2016; Novikov et al., 2015), but it has not been studied for variance reduction in ZO training.

Let  $\mathbf{W} \in \mathbb{R}^{M \times N}$  be a weight matrix in a PINN. We factorize its dimension sizes as  $M = \prod_{i=1}^L m_i$  and  $N = \prod_{j=1}^L n_j$ , fold  $\mathbf{W}$  into a  $2L$ -way tensor  $\mathcal{W} \in \mathbb{R}^{m_1 \times m_2 \times \dots \times m_L \times n_1 \times n_2 \times \dots \times n_L}$ , and write  $\mathcal{W}$  with the tensor-train (TT) decomposition (Oseledets, 2011):

$$\mathcal{W}(i_1, i_2, \dots, i_L, j_1, j_2, \dots, j_L) \approx \prod_{k=1}^L \mathbf{G}_k(i_k, j_k) \quad (13)$$

Here  $\mathbf{G}_k(i_k, j_k) \in \mathbb{R}^{r_{k-1} \times r_k}$  is the  $(i_k, j_k)$ -th slice of the TT-core  $\mathcal{G}_k \in \mathbb{R}^{r_{k-1} \times m_k \times n_k \times r_k}$  by fixing its 2nd and 3rd indices as  $i_k$  and  $j_k$ , respectively. The vector  $(r_0, r_1, \dots, r_L)$  is called the TT-ranks with  $r_0 = r_L = 1$ . TT representation reduces the number of variables from  $\prod_{k=1}^L m_k n_k$  to  $\sum_{k=1}^L r_{k-1} m_k n_k r_k$ . The compression ratio is controlled by the TT-ranks, which can be learnt automatically (Hawkins & Zhang, 2021; Hawkins et al., 2022).

In ZO training, we directly train the TT factors  $\{\mathcal{G}_k\}_{k=1}^L$ . Take a weight matrix with size  $512 \times 512$  for example, the original dimension  $d = 2.62 \times 10^5$ , while the reduced number of variables in TT factors is  $d' = 256$  (with tensor size  $8 \times 4 \times 4 \times 4 \times 4 \times 4 \times 4 \times 8$ , and TT-rank (1,2,2,2,1)). This reduces the problem dimensionality  $d$  by  $1023\times$ , leading to dramatic *variance reduction* of the ZO gradient in Eq. (6). As will be shown in Table 2, such dimension reduction does little harm to the model learning capacity, but greatly improves the ZO training convergence.

**Comparison with other ZO Training.** Other techniques

have also been reported to improve the convergence of ZO training, such as sparse ZO optimization (Chen et al., 2023; Liu et al., 2024) and ZO variance-reduced gradient descent (SVRG) (Liu et al., 2018). Although these techniques can improve the convergence of ZO training, they cannot reduce the hardware complexity (i.e., the number of photonic devices needed for hardware implementation). The ZO SVRG method needs storing previous gradient information, thus can cause huge memory overhead and is not suitable for photonic implementation. Our method, as will be shown in Section 4, can improve both the convergence and scalability of photonic training. Our method may also be combined with these existing approaches to achieve further better performance. We leave this to our future work.

## 4. Design with Integrated Photonics

This section presents the design of our photonic PINN training accelerator. Due to the BP-free nature, we can reuse a photonic inference accelerator to easily finish the training hardware design. The tensor-compressed ZO training can greatly reduce the number of required photonic devices, providing much better scalability than existing work.

**Overall Architecture.** Figure 2 (a) shows the architecture of our optical PINN training accelerator. The accelerator consists of an ONN inference engine and a digital control system to implement BP-free PINN training. As explained in Appendix A, standard ONN (Shen et al., 2017) architecture uses singular value decomposition (SVD) to implement matrix-vector multiplication (MVM), and unitary matrices are implemented with MZI meshes (Clements et al., 2016). For a  $N \times N$  weight matrix, this requires  $O(N^2)$  MZIs, which is *infeasible* for practical PINNs. In contrast, our method utilizes tensor-compressed ZO training, therefore we utilize the tensorized ONN (TONN) accelerator (Xiao et al., 2021) as our inference engine. A TONN inference accelerator only implements the photonic TT cores  $\{\mathcal{G}_k\}_{k=1}^L$  instead of the matrix  $\mathbf{W}$  on an integrated photonic chip, greatly reducing the number of MZIs required for large-scale implementation. The target of on-chip ONN training is to find the optimal MZI phases  $\Phi$  under various variations. We implement BP-free PINN training by updating the MZI phases  $\Phi_k$  in each photonic TT core  $\mathcal{G}_k(\Phi_k)$ .

**Two Tensorized ONN (TONN) Inference Accelerators.** Here we present two designs for the TONN inference. The

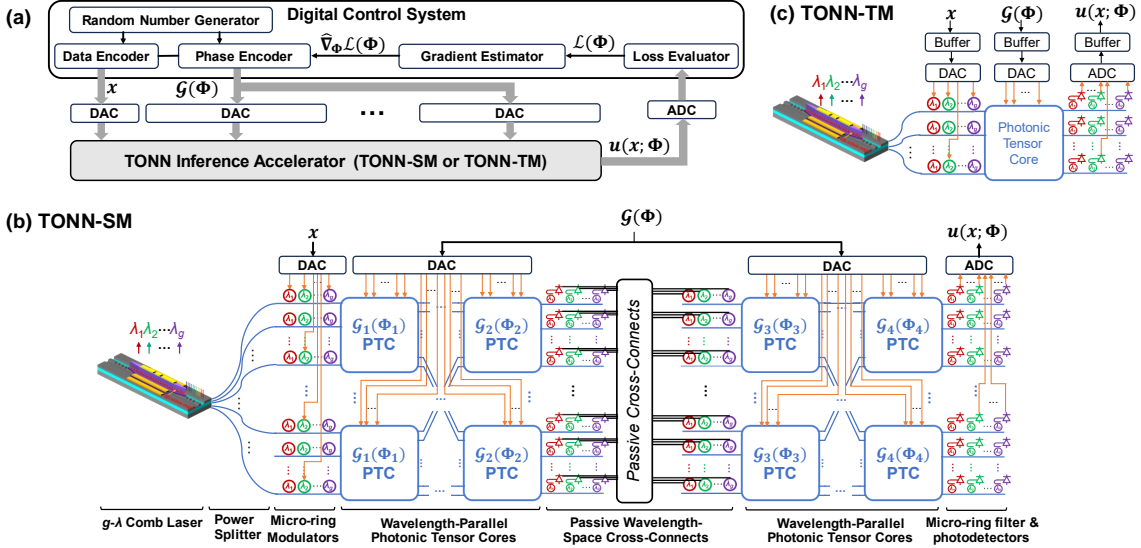


Figure 2. (a) The overall architecture of the BP-free optical training accelerator. (b) TONN space multiplexing (TONN-SM) architecture. (c) TONN time multiplexing (TONN-TM) architecture.

space multiplexing design (TONN-SM in Fig. 2 (b)) integrates the whole tensor-compressed model on a single chip. Each TT core is implemented by several identical photonic tensor cores. Tensor multiplications between input data and all TT-cores are realized in a single clock cycle by cascading the photonic TT-cores in the space domain and adding parallelism in the wavelength domain (Xiao et al., 2021). The time multiplexing design (TONN-TM in Fig. 2(c)) uses a single wavelength-parallel photonic tensor core (Xiao et al., 2023). In each clock cycle, the photonic tensor core with parallel processing in the wavelength domain is updated to multiply with the input tensor. The intermediate output data are then stored in the buffer for the next cycle. TONN-SM is fast and “memory-free”. TONN-TM exhibits a smaller footprint at the cost of higher latency and additional memory requirements. We provide more details in Appendix B.

**BP-free On-chip PINN Training.** BP-free training repeatedly calls a TONN inference engine to evaluate the loss and estimate the gradients, then update the MZI phases. To get the ZO gradient  $\hat{\nabla}_{\Phi} \mathcal{L}(\Phi)$  given by Eq. (6), the digital control system generates Rademacher random perturbations (entries are integers +1 or -1 with equal probability) and re-program the MZIs with the perturbed phase values  $\Phi + \mu \xi$ . Here we set  $\mu$  as the minimum control resolution of MZI phase tuning. Loss evaluation  $\mathcal{L}(\Phi + \mu \xi)$  requires a few inferences with perturbed input data to estimate first- and second-order derivatives by sparse-grid Stein estimator. The digital controller gathers the gradient estimation of  $N$  i.i.d. perturbations, and update the MZI phases with  $\hat{\nabla}_{\Phi} \mathcal{L}(\Phi)$ .

## 5. Experimental Results

To validate our method, we consider 4 PDE benchmarks: (1) a 1-dim Black-Scholes equation modeling call option price dynamics in financial markets, (2) a 20-dim Hamilton-Jacobi-Bellman (HJB) equation arising from optimal control of robotics and autonomous systems, (3) a 1-dim Burgers’ equation (Hao et al., 2023), (4) a 2-dim Darcy Flow problem (Li et al., 2020). Detailed PDE formulations are given in Appendix C.1. The baseline neural networks are: 3-layer MLPs with 128 neurons per layer and  $\tanh$  activation for Black-Scholes, 3-layer MLP with 512 neurons per layer and  $\tanh$  activation for 20-dim HJB, 5-layer MLPs with 100 neurons per layer and  $\tanh$  activation for Burgers’ equation and the Darcy flow problem. We remark that MLPs are widely accepted architectures in PINN. The challenges of PINN training arise mainly from the complex optimization landscape caused by differential operators in the loss rather than the chosen neural network architectures or sizes.

The PINN models are trained using Adam optimizer (learning rate 1e-3), implementing first-order (FO) and ZO training approaches. FO training uses true gradients computed by BP, whereas ZO training uses RGE gradient estimation. For ZO training, we set the query number  $N = 1$ , smoothing factor  $\mu = 0.01$ , and use tensor-wise gradient estimation. We evaluate model accuracy on a hold-out set using the relative  $\ell_2$  error  $\|\hat{u} - u\|^2 / \|u\|^2$  in domain  $\Omega$ , where  $\hat{u}$  is the model prediction and  $u$  is the reference solution. We repeat all experiments three times and record the mean values and standard deviations. Detailed settings are provided in Appendix C. Anonymous code is available at [repo](#).

Table 1. Relative  $\ell_2$  error of FO training using different loss computation methods.

Problem	AD	SE	SG (ours)
Black-Scholes	5.35E-02	5.41E-02	<b>5.28E-02</b>
20-dim HJB	1.99E-03	1.52E-03	<b>8.16E-04</b>
Burgers	1.37E-02	1.98E-02	<b>1.31E-02</b>
Darcy Flow	7.57E-02	7.85E-02	<b>7.47E-02</b>

 Table 2. Relative  $\ell_2$  error achieved using different training methods.

Problem	FO Training		ZO Training	
	Standard	TT	Standard	TT
Black-Scholes	<b>5.28E-02</b>	5.97E-02	3.91E-01	<b>8.30E-02</b>
20-dim HJB	8.16E-04	<b>2.05E-04</b>	6.86E-03	<b>1.54E-03</b>
Burgers	<b>1.31E-02</b>	4.49E-02	4.41E-01	<b>1.63E-01</b>
Darcy Flow	<b>7.47E-02</b>	8.77E-02	1.34E-01	<b>9.05E-02</b>

### 5.1. Numerical Results of Solving Various PDEs

We first evaluate the numerical performance of our BP-free PINNs training algorithm. We conduct training in the *weight domain*, where the trainable parameters are the weight matrices  $\mathbf{W}$  (tensor cores  $\mathcal{G}$  in tensor-compressed training) with tractable gradients to enable FO training as baselines.

**Effectiveness of BP-free Loss Computation:** We consider three methods for computing derivatives in the loss of PINN: 1) BP via automatic differentiation (AD) as a gold reference, 2) BP-free Monte Carlo Stein Estimator (SE) (He et al., 2023) using 2048 random samples, and 3) our proposed BP-free method via sparse-grid (SG). Details are provided in Appendix C.2. We perform FO training on standard PINNs for fair comparison. As shown in Table 1, our proposed SG outperforms SE while requiring much less forward evaluations. In most cases SG outperforms AD. We hypothesize that this is attributed to the smoothed loss that *improves generalization* (Wen et al., 2018).

**Evaluation of BP-free PINN Training.** We compare the FO training (BP) and ZO training (BP-free) in the standard (Std.) uncompressed and our tensor-train (TT) compressed formats. We employ SG loss computation for all experiments. Table 2 summarizes the results. **TT dimension-reduction does little harm to the accuracy of the PINN model:** Tensor-compressed training reduces the dimension by  $20.44\times$ ,  $142.27\times$ ,  $24.74\times$ ,  $24.74\times$  for Black-Scholes, 20-dim HJB, Burgers’, and Darcy Flow, respectively. The first two columns list the relative  $\ell_2$  error achieved after FO training. TT compressed training achieves an error similar to standard training with FC hidden layers. We provided ablation studies on different TT-ranks and hidden layer sizes in Appendix E to validate our design. The ablation study shows that our chosen neural networks are *not* over-parameterized. **TT dimension reduction greatly**

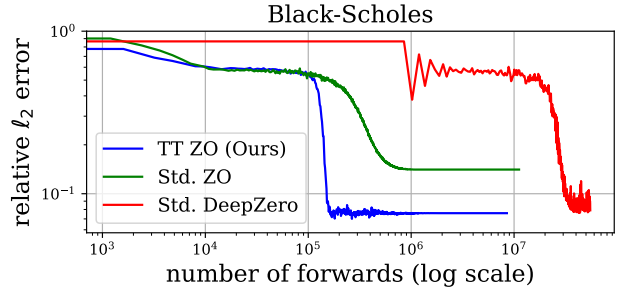


Figure 3. Training efficiency comparison of ZO training methods.

**improves the convergence of ZO training:** The last two columns list the relative  $\ell_2$  error achieved after ZO training. Standard ZO training fails to converge well due to the high gradient variance which stems from the high dimensionality. Using TT to reduce the variance of the gradient, our ZO training method achieves much better convergence and final accuracy. This showcases that our proposed TT compressed ZO optimization is the key to the success of BP-free training on real-size PINNs. The observations above clearly demonstrate that our method can bypass BP in both loss evaluation and model parameter updates, and is still capable of learning a good solution. More results are available in Appendix D.

**Remark.** There is an avoidable performance gap between FO training and all ZO training, due to the additional variance term of ZO gradient estimation. While this gap cannot be completely eliminated, it may be narrowed by using more forward passes per iteration in the late training stage to achieve a low-variance ZO gradient [e.g., ZO-RGE with a large N or coordinate-wise gradient estimator used in DeepZero (Chen et al., 2023)]. Overall, our method is the most computation-efficient to train *from scratch*. As shown in Fig. 3, standard ZO training fails to converge well; DeepZero may eventually converge to a good solution, however, at the cost of  $200\times$  more forward passes.

### 5.2. Hardware Performance Simulation

We further simulate on-chip *phase-domain* training where the training parameters are MZI phases  $\Phi$  that parameterize the weight matrix  $\mathbf{W}(\Phi)$  (TT-cores  $\mathcal{G}(\Phi)$  in our proposed method). Simulation codes are implemented with an open-source PyTorch-centric ONN library TorchONN. ONN Simulation settings are provided in Appendix F.1. We follow (Gu et al., 2021b) to consider a hardware-restricted objective that considers various ONN non-idealities. Detailed set-up is provided in Appendix F.2.

**Training Performance.** Table 3 compares our method with existing on-chip BP-free ONN training methods, including FLOPS (Gu et al., 2020) and subspace training L<sup>2</sup>ight (Gu et al., 2021b). Note that existing methods do NOT support PINN training. We apply the same sparse-grid loss computation in all methods. We use the same number of ONN for-

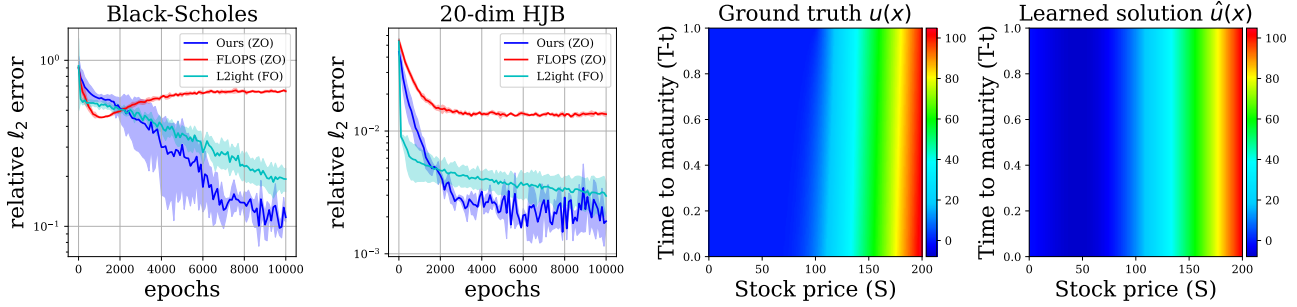


Figure 4. The first two subfigures show the relative  $\ell_2$  error of Black-Scholes and 20-dim HJB equations learned by different ONN training methods. The last two subfigures show the ground truth  $u(x)$ , and the learned solution  $\hat{u}(x)$  using our proposed method.

Table 3. Relative  $\ell_2$  error in different photonic training methods.

Problem	FLOPS (Gu et al., 2020)	L <sup>2</sup> ight (Gu et al., 2021b)	Ours
Black-Scholes	6.67E-01	2.03E-01	<b>1.03E-01</b>
20-dim HJB	1.40E-02	4.09E-03	<b>1.57E-03</b>
Burgers	4.47E-01	5.69E-01	<b>2.68E-01</b>
Darcy Flow	4.76E-01	1.54E-01	<b>9.10E-02</b>

ward evaluations per step in different BP-free training methods for fair comparisons. The first two subfigures in Fig. 4 shows the relative  $\ell_2$  error curves of different training protocols. Real-size PINNs training are very high-dimensional optimization problems (18k MZIs for Black-Scholes, 280k MZIs for 20dim-HJB, and 73k MZIs for Burgers’ and Darcy Flow) for ONN on-chip training. FLOPS can only handle toy-size neural networks (20  $\sim$  30 neurons per layer,  $\sim$  1k MZIs) and fail to converge well on real-size PINNs, thus is not capable of solving realistic PDEs due to the limited scalability. Subspace BP training method L<sup>2</sup>ight enables on-chip FO training of ONN, however the trainable parameters are restricted to the diagonal matrix  $\Sigma(\Phi)$  while orthogonal matrices  $U(\Phi)$  and  $V(\Phi)$  are frozen at random initialization due to the intractable gradients. Such restricted learnable space hinders the degree of freedom for training PINNs from scratch. As a result, L<sup>2</sup>ight only finds a roughly converged solution with a large relative  $\ell_2$  error. Our tensor-compressed BP-free training achieves the lowest relative  $\ell_2$  error after on-chip training. We also visualize the learned solution  $\hat{u}$  to examine the quality (the last two subfigures in Fig. 4). The above results show that our method is the most scalable solution to enable real-size PINNs training, capable of solving realistic PDEs on photonic computing hardware. The on-chip phase-domain training results normally show some performance degradation compared with the numerical results of weight-domain training, due to the limited control resolution, device uncertainties, etc.. More experiment results are available in Appendix F.3.

**System Performance.** Table 4 compares the on-chip training system performance to implement a  $128 \times 128$  hidden

Table 4. Implementation results a  $128 \times 128$  hidden layer in solving Black-Scholes equation. The latency means total on-chip training time. SM: space multiplexing. TM: time multiplexing.

	# of MZIs	Footprint ( $mm^2$ )	Training time (s)
ONN-SM	16384	3975.68 (infeasible)	1.74
Ours (w/ TONN-SM)	<b>384</b>	<b>102.72</b>	<b>1.64</b>
ONN-TM	64	18.72	52.27
Ours (w/ TONN-TM)	64	18.72	<b>9.80</b>

layer for solving the Black-Scholes equation. The model size is much larger than existing photonic training accelerators that only support 20  $\sim$  30 neurons per layer (Bandyopadhyay et al., 2022; Pai et al., 2023). We compare our accelerator design with the conventional ONN design in both space multiplexing and time multiplexing designs. It is not practical for a single photonic chip to integrate a  $128 \times 128$  matrix due to the huge device sizes and the insurmountable optical loss. In comparison, our method reduces the number of MZIs by 42.7 $\times$ , which is the key to enabling whole-model integration (TONN-SM) with a reasonable footprint. The simulation results show that our photonic accelerator achieve ultra-high-speed PINN training (1.64-second training time) to solve the Black-Scholes equation. A detailed breakdown of system performance analysis is provided in Appendix G.

**Remark.** The model size that a photonic AI accelerator can handle is much smaller than its electronic counterparts, due to the larger sizes of photonic devices. It is worthnoting that our *training* accelerator can handle much larger neural network models than the state-of-the-art photonic *inference* accelerator (Ramey, 2020).

## 6. Conclusion

This paper has proposed a two-level BP-free training approach to train real-size physics-informed neural networks (PINNs) on optical computing hardware. Specifically, our method integrates a sparse-grid Stein derivative estimator to avoid BP in loss evaluation and a tensor-compressed ZO optimization to avoid BP in model parameter update. The tensor-compressed ZO optimization can simultaneously reduce the ZO gradient variance and model parameters, thus



scaling up optical training to real-size PINNs with hundreds of neurons per layer. We have further designed the BP-free training on an integrated photonic platform. Our approach has successfully solved various PDE benchmarks with the smallest relative error compared with existing photonic on-chip training protocols. Future studies of variance reduction can help narrow the performance gap between ZO training and FO training. Our tensor-compressed BP-free training method is not restricted to PINNs. It can be easily extended to other applications on photonic and other types of edge platform where the hardware cost to implement BP is not feasible. We refer the reader to Appendix H for a discussion and additional results on the broader impacts.

## Impact Statement

This paper presents work whose goal is to advance the field of Machine Learning. There are many potential societal consequences of our work, none which we feel must be specifically highlighted here

## References

- Bandyopadhyay, S., Sludds, A., Krastanov, S., Hamerly, R., Harris, N., Bunandar, D., Streshinsky, M., Hochberg, M., and Englund, D. Single chip photonic deep neural network with accelerated training. *arXiv preprint arXiv:2208.01623*, 2022.
- Bansal, S. and Tomlin, C. J. Deepreach: A deep learning approach to high-dimensional reachability. In *2021 IEEE International Conference on Robotics and Automation (ICRA)*, pp. 1817–1824, 2021.
- Berahas, A. S., Cao, L., Choromanski, K., and Scheinberg, K. A theoretical and empirical comparison of gradient approximations in derivative-free optimization. *Foundations of Computational Mathematics*, 22(2):507–560, 2022.
- Buckley, S. and McCaughan, A. A general approach to fast online training of modern datasets on real neuromorphic systems without backpropagation. In *Proceedings of the International Conference on Neuromorphic Systems 2022*, pp. 1–8, 2022.
- Cai, H., Lou, Y., McKenzie, D., and Yin, W. A zeroth-order block coordinate descent algorithm for huge-scale black-box optimization. In *International Conference on Machine Learning*, pp. 1193–1203. PMLR, 2021.
- Chen, A., Zhang, Y., Jia, J., Diffenderfer, J., Liu, J., Parasyris, K., Zhang, Y., Zhang, Z., Kailkhura, B., and Liu, S. Deepzero: Scaling up zeroth-order optimization for deep model training. *arXiv preprint arXiv:2310.02025*, 2023.
- Chen, X., Liu, S., Xu, K., Li, X., Lin, X., Hong, M., and Cox, D. Zo-adamm: Zeroth-order adaptive momentum method for black-box optimization. *Advances in neural information processing systems*, 32, 2019.
- Cho, J., Nam, S., Yang, H., Yun, S.-B., Hong, Y., and Park, E. Separable physics-informed neural networks. *Advances in Neural Information Processing Systems*, 36, 2024.
- Chrosniak, J., Ning, J., and Behl, M. Deep dynamics: Vehicle dynamics modeling with a physics-informed neural network for autonomous racing. *arXiv preprint arXiv:2312.04374*, 2023.
- Clements, W. R., Humphreys, P. C., Metcalf, B. J., Kolthammer, W. S., and Walmsley, I. A. Optimal design for universal multiport interferometers. *Optica*, 3(12):1460–1465, 2016.
- DARPA. NaPSAC: nanowatt platforms for sensing, analysis and computation, 2023. <https://www.darpa.mil/research/programs/nanowatt-platforms-for-sensing-analysis-and-computation> [Accessed: (1/22/2025)].
- Demirkiran, C., Eris, F., Wang, G., Elmhurst, J., Moore, N., Harris, N. C., Basumallik, A., Reddi, V. J., Joshi, A., and Bunandar, D. An electro-photonic system for accelerating deep neural networks. *ACM Journal on Emerging Technologies in Computing Systems*, 19(4):1–31, 2023.
- Dissanayake, M. and Phan-Thien, N. Neural-network-based approximations for solving partial differential equations. *communications in Numerical Methods in Engineering*, 10(3):195–201, 1994.
- Duchi, J. C., Jordan, M. I., Wainwright, M. J., and Wibisono, A. Optimal rates for zero-order convex optimization: The power of two function evaluations. *IEEE Transactions on Information Theory*, 61(5):2788–2806, 2015.
- Filipovich, M. J., Guo, Z., Al-Qadasi, M., Marquez, B. A., Morison, H. D., Sorger, V. J., Prucnal, P. R., Shekhar, S., and Shastri, B. J. Silicon photonic architecture for training deep neural networks with direct feedback alignment. *Optica*, 9(12):1323–1332, 2022.
- Gao, L., Ziashahabi, A., Niu, Y., Avestimehr, S., and Annavaram, M. Enabling resource-efficient on-device fine-tuning of llms using only inference engines. *arXiv preprint arXiv:2409.15520*, 2024.
- Garcke, J. et al. Sparse grid tutorial. *Mathematical Sciences Institute, Australian National University, Canberra Australia*, pp. 7, 2006.

- Gautam, T., Park, Y., Zhou, H., Raman, P., and Ha, W. Variance-reduced zeroth-order methods for fine-tuning language models. In *International Conference on Machine Learning*, 2024.
- Gerstner, T. and Griebel, M. Numerical integration using sparse grids. *Numerical algorithms*, 18(3-4):209, 1998.
- Ghadimi, S. and Lan, G. Stochastic first-and zeroth-order methods for nonconvex stochastic programming. *SIAM Journal on Optimization*, 23(4):2341–2368, 2013.
- Gu, J., Zhao, Z., Feng, C., Li, W., Chen, R. T., and Pan, D. Z. Flops: Efficient on-chip learning for optical neural networks through stochastic zeroth-order optimization. In *2020 57th ACM/IEEE Design Automation Conference (DAC)*, pp. 1–6, 2020. doi: 10.1109/DAC18072.2020.9218593.
- Gu, J., Feng, C., Zhao, Z., Ying, Z., Chen, R. T., and Pan, D. Z. Efficient on-chip learning for optical neural networks through power-aware sparse zeroth-order optimization. In *Proceedings of the AAAI Conference on Artificial Intelligence*, volume 35, pp. 7583–7591, 2021a.
- Gu, J., Zhu, H., Feng, C., Jiang, Z., Chen, R., and Pan, D. L2ight: Enabling on-chip learning for optical neural networks via efficient in-situ subspace optimization. *Advances in Neural Information Processing Systems*, 34: 8649–8661, 2021b.
- Hao, Z., Yao, J., Su, C., Su, H., Wang, Z., Lu, F., Xia, Z., Zhang, Y., Liu, S., Lu, L., et al. Pinnacle: A comprehensive benchmark of physics-informed neural networks for solving pdes. *arXiv preprint arXiv:2306.08827*, 2023.
- Hawkins, C. and Zhang, Z. Bayesian tensorized neural networks with automatic rank selection. *Neurocomputing*, 453:172–180, 2021.
- Hawkins, C., Liu, X., and Zhang, Z. Towards compact neural networks via end-to-end training: A bayesian tensor approach with automatic rank determination. *SIAM Journal on Mathematics of Data Science*, 4(1):46–71, 2022.
- He, D., Li, S., Shi, W., Gao, X., Zhang, J., Bian, J., Wang, L., and Liu, T.-Y. Learning physics-informed neural networks without stacked back-propagation. In *International Conference on Artificial Intelligence and Statistics*, pp. 3034–3047. PMLR, 2023.
- Hinton, G. The forward-forward algorithm: Some preliminary investigations. *arXiv preprint arXiv:2212.13345*, 2022.
- Huang, B. and Wang, J. Applications of physics-informed neural networks in power systems—a review. *IEEE Transactions on Power Systems*, 38(1):572–588, 2022.
- Hughes, T. W., Minkov, M., Shi, Y., and Fan, S. Training of photonic neural networks through in situ backpropagation and gradient measurement. *Optica*, 5(7):864–871, 2018.
- Instruments, T. 12-bit, 10mhz sampling analog-to-digital converter, 2005. <https://www.ti.com/lit/ds/symlink/ads802.pdf?ts=1731643492549>.
- Kamon, M., Tsuk, M. J., and White, J. FASTHENRY: a multipole-accelerated 3-D inductance extraction program. In *Proceedings of the 30th international design automation conference*, pp. 678–683, 1993.
- Lagaris, I. E., Likas, A., and Fotiadis, D. I. Artificial neural networks for solving ordinary and partial differential equations. *IEEE transactions on neural networks*, 9(5): 987–1000, 1998.
- Li, P., Pileggi, L. T., Asheghi, M., and Chandra, R. Efficient full-chip thermal modeling and analysis. In *IEEE/ACM International Conference on Computer Aided Design, 2004. ICCAD-2004.*, pp. 319–326. IEEE, 2004.
- Li, Z., Kovachki, N., Azizzadenesheli, K., Liu, B., Bhattacharya, K., Stuart, A., and Anandkumar, A. Fourier neural operator for parametric partial differential equations. *arXiv preprint arXiv:2010.08895*, 2020.
- Lian, X., Zhang, H., Hsieh, C.-J., Huang, Y., and Liu, J. A comprehensive linear speedup analysis for asynchronous stochastic parallel optimization from zeroth-order to first-order. *Advances in Neural Information Processing Systems*, 29, 2016.
- Liang, D., Srinivasan, S., Kurczveil, G., Tossoun, B., Cheung, S., Yuan, Y., Descos, A., Hu, Y., Huang, Z., Sun, P., et al. An energy-efficient and bandwidth-scalable dwdm heterogeneous silicon photonics integration platform. *IEEE Journal of Selected Topics in Quantum Electronics*, 28(6: High Density Integr. Multipurpose Photon. Circ.):1–19, 2022.
- Liu, S., Kailkhura, B., Chen, P.-Y., Ting, P., Chang, S., and Amini, L. Zeroth-order stochastic variance reduction for nonconvex optimization. *Advances in Neural Information Processing Systems*, 31, 2018.
- Liu, S., Chen, P.-Y., Kailkhura, B., Zhang, G., Hero III, A. O., and Varshney, P. K. A primer on zeroth-order optimization in signal processing and machine learning: Principals, recent advances, and applications. *IEEE Signal Processing Magazine*, 37(5):43–54, 2020.
- Liu, Y., Zhu, Z., Gong, C., Cheng, M., Hsieh, C.-J., and You, Y. Sparse MeZo: Less parameters for better performance in zeroth-order llm fine-tuning. *arXiv preprint arXiv:2402.15751*, 2024.

- Lu, L., Jin, P., Pang, G., Zhang, Z., and Karniadakis, G. E. Learning nonlinear operators via deeponet based on the universal approximation theorem of operators. *Nature machine intelligence*, 3(3):218–229, 2021.
- Lubich, C., Rohwedder, T., Schneider, R., and Vandereycken, B. Dynamical approximation by hierarchical Tucker and tensor-train tensors. *SIAM Journal on Matrix Analysis and Applications*, 34(2):470–494, 2013.
- Malladi, S., Gao, T., Nichani, E., Damian, A., Lee, J. D., Chen, D., and Arora, S. Fine-tuning language models with just forward passes. *Advances in Neural Information Processing Systems*, 36:53038–53075, 2023.
- McMahon, P. L. The physics of optical computing. *Nature Reviews Physics*, 5(12):717–734, 2023.
- Nesterov, Y. and Spokoiny, V. Random gradient-free minimization of convex functions. *Foundations of Computational Mathematics*, 17:527–566, 2017.
- Novikov, A., Podoprikin, D., Osokin, A., and Vetrov, D. P. Tensorizing neural networks. *Advances in neural information processing systems*, 28, 2015.
- Oguz, I., Ke, J., Weng, Q., Yang, F., Yildirim, M., Dinc, N. U., Hsieh, J.-L., Moser, C., and Psaltis, D. Forward-forward training of an optical neural network. *Optics Letters*, 48(20):5249–5252, 2023.
- Onken, D., Nurbekyan, L., Li, X., Fung, S. W., Osher, S., and Ruthotto, L. A neural network approach applied to multi-agent optimal control. In *European Control Conference (ECC)*, pp. 1036–1041, 2021.
- Oseledets, I. V. Tensor-train decomposition. *SIAM Journal on Scientific Computing*, 33(5):2295–2317, 2011.
- Pai, S., Sun, Z., Hughes, T. W., Park, T., Bartlett, B., Williamson, I. A., Minkov, M., Milanizadeh, M., Abebe, N., Morichetti, F., et al. Experimentally realized in situ backpropagation for deep learning in photonic neural networks. *Science*, 380(6643):398–404, 2023.
- Peng, D., Fu, Z., and Wang, J. Pocketllm: Enabling on-device fine-tuning for personalized llms. *arXiv preprint arXiv:2407.01031*, 2024.
- Raissi, M., Perdikaris, P., and Karniadakis, G. E. Physics-informed neural networks: A deep learning framework for solving forward and inverse problems involving nonlinear partial differential equations. *Journal of Computational physics*, 378:686–707, 2019.
- Ramey, C. Silicon Photonics for Artificial Intelligence Acceleration : HotChips 32. In *2020 IEEE Hot Chips 32 Symposium (HCS)*, pp. 1–26, 2020. ISBN 2573-2048 VO -. doi: 10.1109/HCS49909.2020.9220525.
- Reck, M., Zeilinger, A., Bernstein, H. J., and Bertani, P. Experimental realization of any discrete unitary operator. *Physical review letters*, 73(1):58, 1994.
- Shamir, O. An optimal algorithm for bandit and zero-order convex optimization with two-point feedback. *The Journal of Machine Learning Research*, 18(1):1703–1713, 2017.
- Shen, Y., Harris, N. C., Skirlo, S., Prabhu, M., Baehr-Jones, T., Hochberg, M., Sun, X., Zhao, S., Larochelle, H., Englund, D., et al. Deep learning with coherent nanophotonic circuits. *Nature photonics*, 11(7):441–446, 2017.
- Shi, Z., Hu, Z., Lin, M., and Kawaguchi, K. Stochastic taylor derivative estimator: Efficient amortization for arbitrary differential operators. *arXiv preprint arXiv:2412.00088*, 2024.
- Stein, C. M. Estimation of the mean of a multivariate normal distribution. *The annals of Statistics*, pp. 1135–1151, 1981.
- Sugiura, K. and Matsutani, H. Elasticzo: A memory-efficient on-device learning with combined zeroth-and first-order optimization. *arXiv preprint arXiv:2501.04287*, 2025.
- Tait, A. N., Wu, A. X., De Lima, T. F., Zhou, E., Shastri, B. J., Nahmias, M. A., and Prucnal, P. R. Microring weight banks. *IEEE Journal of Selected Topics in Quantum Electronics*, 22(6):312–325, 2016.
- Villena, J. F., Polimeridis, A. G., Wald, L. L., Adalsteinsson, E., White, J. K., and Daniel, L. MARIE—a MATLAB-based open source software for the fast electromagnetic analysis of MRI systems. In *Proceedings of the 23rd Annual Meeting of ISMRM, Toronto, Canada*, pp. 709, 2015.
- Wasilkowski, G. W. and Wozniakowski, H. Explicit cost bounds of algorithms for multivariate tensor product problems. *Journal of Complexity*, 11(1):1–56, 1995.
- Wen, W., Wang, Y., Yan, F., Xu, C., Wu, C., Chen, Y., and Li, H. Smoothout: Smoothing out sharp minima to improve generalization in deep learning. *arXiv preprint arXiv:1805.07898*, 2018.
- Wright, L. G., Onodera, T., Stein, M. M., Wang, T., Schachter, D. T., Hu, Z., and McMahon, P. L. Deep physical neural networks trained with backpropagation. *Nature*, 601(7894):549–555, 2022.
- Xiao, X., On, M. B., Van Vaerenbergh, T., Liang, D., Beausoleil, R. G., and Yoo, S. B. Large-scale and energy-efficient tensorized optical neural networks on iii–v-on-silicon moscap platform. *APL Photonics*, 6(12):126107, 2021.

- Xiao, X., Cheung, S., Hooten, S., Peng, Y., Tossoun, B., Van Vaerenbergh, T., Kurczveil, G., and Beausoleil, R. G. Wavelength-Parallel Photonic Tensor Core Based on Multi-FSR Microring Resonator Crossbar Array. In *Optical Fiber Communication Conference*, pp. W3G.4, San Diego, CA, 2023.
- Yang, Y., Zhen, K., Banijamal, E., Mouchtaris, A., and Zhang, Z. AdaZeta: Adaptive zeroth-order tensor-train adaption for memory-efficient large language models fine-tuning. *arXiv preprint arXiv:2406.18060*, 2024a.
- Yang, Z., Choudhary, S., Xie, X., Gao, C., Kunzmann, S., and Zhang, Z. CoMERA: computing-and memory-efficient training via rank-adaptive tensor optimization. *arXiv preprint arXiv:2405.14377*, 2024b.
- Yu, X., Serrallés, J. E., Giannakopoulos, I. I., Liu, Z., Daniel, L., Lattanzi, R., and Zhang, Z. PIFON-EPT: MR-based electrical property tomography using physics-informed fourier networks. *arXiv preprint arXiv:2302.11883*, 2023.
- Zhang, Y., Li, P., Hong, J., Li, J., Zhang, Y., Zheng, W., Chen, P.-Y., Lee, J. D., Yin, W., Hong, M., et al. Revisiting zeroth-order optimization for memory-efficient LLM fine-tuning: A benchmark. In *International Conference on Machine Learning*, 2024.
- Zhang, Z., Weng, T.-W., and Daniel, L. Big-data tensor recovery for high-dimensional uncertainty quantification of process variations. *IEEE Transactions on Components, Packaging and Manufacturing Technology*, 7(5):687–697, 2016.
- Zhao, Y., Li, H., Young, I., and Zhang, Z. Poor man’s training on mcus: A memory-efficient quantized back-propagation-free approach. *arXiv preprint arXiv:2411.05873*, 2024.
- Zhu, H., Zou, J., Zhang, H., Shi, Y., Luo, S., Wang, N., Cai, H., Wan, L., Wang, B., Jiang, X., et al. Space-efficient optical computing with an integrated chip diffractive neural network. *Nature communications*, 13(1):1044, 2022.

## A. ONN Basics

### A.1. MZI-based ONN Architecture.

We focus on the ONN (Shen et al., 2017) architecture with singular value decomposition (SVD) to implement matrix-vector multiplication (MVM), i.e.,  $y = \mathbf{W}x = \mathbf{U}\mathbf{\Sigma}\mathbf{V}^*x$ . The unitary matrices  $\mathbf{U}$  and  $\mathbf{V}^*$  are implemented by MZIs in Clements mesh (Clements et al., 2016). The parametrization of  $\mathbf{U}$  and  $\mathbf{V}^*$  is given by  $\mathbf{U}(\Phi^U) = \mathbf{D}^U \prod_{i=k}^2 \prod_{j=1}^{i-1} \mathbf{R}_{ij}(\phi_{ij}^U)$ ,  $\mathbf{V}^*(\Phi^V) = \mathbf{D}^V \prod_{i=k}^2 \prod_{j=1}^{i-1} \mathbf{R}_{ij}(\phi_{ij}^V)$ , where  $\mathbf{D}$  is a diagonal matrix, and each 2-dimensional rotator  $\mathbf{R}_{ij}(\phi_{ij})$  can be implemented by a reconfigurable  $2 \times 2$  MZI containing one phase shifter ( $\phi$ ) and two 50/50 splitters, which can produce interference of input light signals as follows:

$$\begin{pmatrix} y_1 \\ y_2 \end{pmatrix} = \begin{pmatrix} \cos \phi & \sin \phi \\ -\sin \phi & \cos \phi \end{pmatrix} \begin{pmatrix} x_1 \\ x_2 \end{pmatrix} \quad (14)$$

The diagonal matrix  $\mathbf{\Sigma}$  is implemented by on-chip attenuators, e.g., single-port MZIs, to perform signal scaling. The parameterization is given by  $\mathbf{\Sigma}(\Phi^S) = \max(|\mathbf{\Sigma}|) \text{diag}(\dots, \cos \phi_i^S, \dots)$ . We denoted all programmable phases as  $\Phi$  and  $\mathbf{W}$  is parameterized by  $\mathbf{W}(\Phi) = \mathbf{U}(\Phi^U)\mathbf{\Sigma}(\Phi^S)\mathbf{V}^*(\Phi^V)$ .

To implement a  $N \times N$  matrix on ONN,  $O(N^2)$  MZIs are required no matter the large ONN is implemented with a single large MZI mesh or multiple smaller MZI meshes. For a single MZI mesh implementation, the number of MZIs is  $(\frac{N(N-1)}{2} + N + \frac{N(N-1)}{2}) = N^2$ . To implement with multiple smaller MZI meshes, saying implementing a  $N \times N$  matrix by  $\frac{N}{k} \times \frac{N}{k}$  blocks with size of with  $k \times k$ , the number of MZIs is  $\frac{N}{k} \times \frac{N}{k} \times (\frac{k(k-1)}{2} + k + \frac{k(k-1)}{2}) = N^2$ . Due to the high MZI cost and large MZI footprint, the space-multiplexing implementation of ONN is not realistic for large weight matrices.

### A.2. Intractable Gradients of MZI Phases

The analytical gradient w.r.t each MZI phases is given by:

$$\frac{\partial \mathcal{L}}{\partial \mathbf{R}_{ij}} = (\mathbf{D}\mathbf{R}_{n1}\mathbf{R}_{n2}\mathbf{R}_{n3})^T \nabla_y \mathcal{L} x^T (\dots \mathbf{R}_{32}\mathbf{R}_{21}\mathbf{\Sigma}\mathbf{V}^*)^T \quad (15)$$

$$\frac{\partial \mathcal{L}}{\partial \phi_{ij}} = \text{Tr} \left( \left( \frac{\partial \mathcal{L}}{\partial \mathbf{R}_{ij}} \odot \frac{\partial \mathbf{R}_{ij}}{\partial \phi_{ij}} \right) (e_i + e_j)(e_i + e_j)^T \right) \quad (16)$$

This analytical gradient is computationally-prohibitive, and requires detecting the whole optical field to read out all intermediate states  $x$ , which is not practical or scalable on integrated photonics chip.

## B. TONN Implementation Details

### B.1. Additional details on TONN-SM Architecture

In TONN-SM, the input data  $\mathbf{x} \in \mathbb{R}^N$ , is folded to a  $d$ -way tensor  $\mathcal{X} \in \mathbb{R}^{N_d \times \dots \times N_1}$ . The indices of the input tensor is then represented by  $g$  wavelength division multiplexing (WDM) channels at  $N/g$  inputs of the tensor cores, where  $g = N_{d/2} \times \dots \times N_1$ . The light source is provided by a  $g$ -wavelength comb laser and power splitters. The splitted WDM light is modulated by  $g$ -wavelength optical modulator arrays, then multiplied by each of the photonic tensor core layers, and finally detected by  $g$ -wavelength WDM microring add-drop filter and detector arrays. The photonic tensor core layer  $k$  ( $k = d, \dots, 1, k \neq d/2 + 1$ ) consists of  $h_k$  number of  $R_{k-1}M_k \times N_k R_k$  MZI meshes (tensor cores) and an optical passive cross-connect to switch indices of  $M_k$  and  $N_{k-1}$ . Here,  $h_k = M_d \dots M_{k+1} N_{k-1} \dots N_{d/2+1}$  for  $d/2 < k < d$  or  $M_{d/2} \dots M_{k+1} N_{k-1} \dots N_1$  for  $k \leq d/2$ . For TT-core  $d/2 + 1$ , the optical passive cross-connect is replaced by a passive wavelength-space cross-connect to switch the indices between the wavelength domain ( $N_{d/2}, \dots, N_1$ ) and the space domain ( $M_d, \dots, M_{d/2+1}$ ).

### B.2. Bit Accuracy

In this paper, we assume a weight stationary (WS) scheme, where the weight matrices are programmed into the phase shifters in the MZI mesh, and the input vectors are encoded in the high-speed (10 GHz) optical signals. In each training

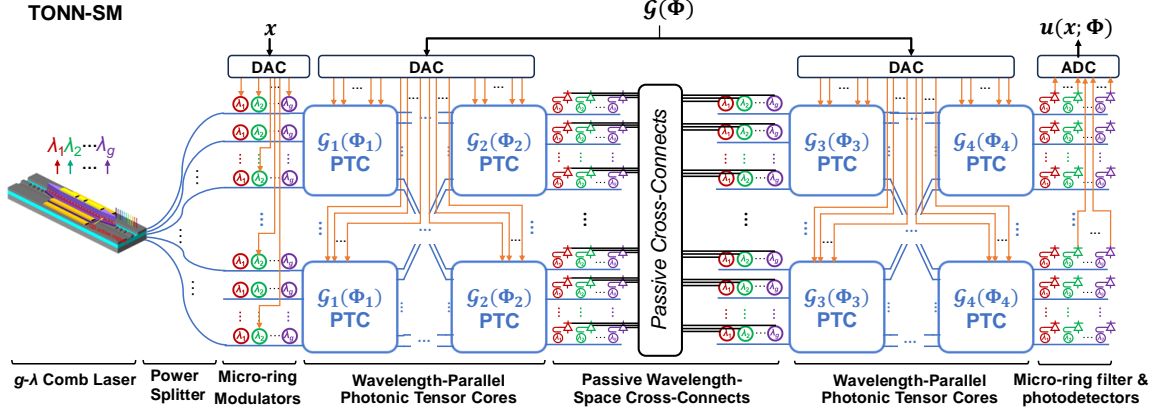


Figure 5. (The same as Figure 2 (c)) TONN-SM architecture. PTC: photonic tensor core, DAC: digital-analog converter, ADC: analog-digital converter.

iteration, the same weights (phases) are multiplied with batched (e.g., 1000) input data. As a result, the update rate of the phase shifters is  $10 \text{ GHz}/1000 = 10 \text{ MHz}$ . In a system-level study of MZI-mesh-based photonic AI accelerators, a 12-bit DAC is enough to support the 8-bit accuracy of the weights (Demirkiran et al., 2023). Considering that a 12-bit DAC with a 10 MHz sampling rate is very mature (Instruments, 2005), assuming 8-bit weights (phases) in our setting is reasonable.

The minimum optical SNR at the output of the MZI mesh is  $SNR = 2^{b_{out}}$ , where  $b_{out}$  is the required bit accuracy of the output of the matrix multiplication. The optical SNR can be improved by increasing the input laser power, reducing the optical insertion loss, increasing the optical gain, and increasing the sensitivity of the photodiodes. For instance, the platform in (Liang et al., 2022) can provide lasers with high wall-plug efficiency, optical modulators, and MZIs with low insertion loss, on-chip optical gain, and quantum dot avalanche photodiodes with low sensitivity. Furthermore, the tensor decomposition in our work reduces the number of cascaded stages of MZIs, significantly reducing the insertion loss induced by cascaded MZIs.

### B.3. Interconnection between Digital Control System and TONN

The digital control system is implemented via electronic-photonic co-integration that contains an FPGA or ASIC for controlling and digital calculations required by BP-free training, digital electronic memory (e.g., DRAM) for weight and data storage and buffering, and ADC/DACs for converting the digital data to the tuning voltages of the modulators and phase shifters. As a result, no additional optical devices are required other than the TONN inference accelerator we introduced in the paper. The noise induced by the digital control system is decided by the bit accuracy of the ADCs and DACs. Regarding synchronization between the digital system and TONN. In the WS scheme, weight buffers are used, which means that the weights for the next set of matrix multiplication are loaded into the weight buffer, while the MZI mesh performs matrix multiplication with the current weight values. The latency is limited by the tuning mechanism of the phase shifters. In our case, the tuning mechanism is the III-V-on-silicon metal-oxide-semiconductor capacitor (MOSCAP) (Liang et al., 2022), which has a modulation speed of tens of GHz.

## C. Experiment Settings

### C.1. PDE details

**1-dim Black-Scholes Equation.** We examine the Black-Scholes equation for option price dynamics:

$$\begin{aligned} \partial_t u + \frac{1}{2} \sigma^2 x^2 \partial_{xx} u + rx \partial_x u - ru &= 0, \quad x \in [0, 200], \quad t \in [0, T], \\ u(x, T) &= \max(x - K, 0), \quad x \in [0, 200], \\ u(0, t) &= 0, \quad u(200, t) = 200 - Ke^{-r(T-t)}, \quad t \in [0, T], \end{aligned} \quad (17)$$

where  $u(x, t)$  is the option price,  $x$  is the stock price,  $\sigma = 0.2$  is volatility,  $r = 0.05$  is risk-free rate,  $K = 100$  is strike price, and  $T = 1$  is expiration time. The analytical solution is:

$$u(x, t) = xN(d_1) - Ke^{-r(T-t)}N(d_2), \quad (18)$$

with  $d_1$  and  $d_2$  defined as:

$$\begin{aligned} d_1 &= \frac{\ln(x/K) + (r + \sigma^2/2)(T-t)}{\sigma\sqrt{T-t}}, \\ d_2 &= d_1 - \sigma\sqrt{T-t}, \end{aligned} \quad (19)$$

where  $N(\cdot)$  is the cumulative distribution function of the standard normal distribution. The base neural network is a 3-layer MLP with 128 neurons and `tanh` activation in each hidden layer. In tensor-train (TT) compressed training, the input layer ( $2 \times 128$ ) and the output layer ( $128 \times 1$ ) are left as-is, while we fold the hidden layer as size  $4 \times 4 \times 8 \times 8 \times 4 \times 4$ . We preset the TT-ranks as  $[1, r, r, 1]$ , where  $r$  controls the compression ratio.

**20-dim HJB Equation.** We consider the following 20-dim HJB PDE for high-dimensional optimal control:

$$\begin{aligned} \partial_t u(\mathbf{x}, t) + \Delta u(\mathbf{x}, t) - 0.05 \|\nabla_{\mathbf{x}} u(\mathbf{x}, t)\|_2^2 &= -2, \\ u(\mathbf{x}, 1) &= \|\mathbf{x}\|_1, \quad \mathbf{x} \in [0, 1]^{20}, \quad t \in [0, 1]. \end{aligned} \quad (20)$$

Here  $\|\cdot\|_p$  denotes an  $\ell_p$  norm. The exact solution is  $u(\mathbf{x}, t) = \|\mathbf{x}\|_1 + 1 - t$ . The base network is a 3-layer MLP with 512 neurons and `sine` activation in each hidden layer. For TT compression, we fold the input layer and hidden layers as size  $1 \times 1 \times 3 \times 7 \times 8 \times 4 \times 4 \times 4$  and  $4 \times 4 \times 4 \times 8 \times 8 \times 4 \times 4 \times 4$ , respectively, with TT-ranks  $[1, r, r, r, 1]$ . The output layer ( $512 \times 1$ ) is left as-is.

**1-dim Burgers' Equation (Hao et al., 2023):**

$$\partial_t u + u\partial_x u = \nu\partial_{xx} u, \quad (x, t) \in [-1, 1] \times [0, 1], \quad (21)$$

where the viscosity  $\nu = \frac{0.01}{\pi}$ . The initial and boundary conditions are:

$$u(x, 0) = -\sin(\pi x), \quad x \in [-1, 1], \quad (22)$$

$$u(-1, t) = u(1, t) = 0, \quad t \in [0, 1]. \quad (23)$$

**2-dim Darcy Flow (Li et al., 2020):**

$$\nabla \cdot (k(\mathbf{x})\nabla u(\mathbf{x})) = f(\mathbf{x}), \quad \mathbf{x} \in \Omega, \quad (24)$$

$$u(\mathbf{x}) = 0, \quad \mathbf{x} \in \partial\Omega, \quad (25)$$

where  $k(\mathbf{x})$  is the permeability field,  $u(\mathbf{x})$  is the pressure, and  $f(\mathbf{x})$  is the forcing function. We define  $\Omega = [0, 1]^2$ , set  $f(\mathbf{x}) = 1$ , and use a piecewise constant function for  $k(\mathbf{x})$  as shown in Fig. 6.

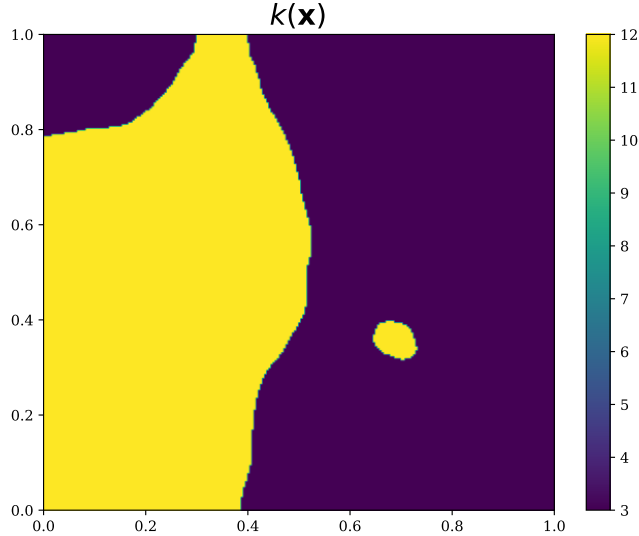


Figure 6. Permeability field in the Darcy flow problem.

For both 1-dim Burgers’ equation and 2-dim Darcy Flow, our baseline model aligns with the state-of-the-art PINN benchmark from (Hao et al., 2023). It comprises a fully connected neural network with five hidden layers containing 100 neurons, totaling 30,701 trainable parameters. The dimension of our tensor-compressed training is reduced to 1,241 by folding the weight matrices in hidden layers as size  $4 \times 5 \times 5 \times 5 \times 4$  and decomposing it with a TT-rank (1, 2, 2, 1). We trained the models for 40,000 iterations on the 1-dim Burgers’ equation and for 20,000 iterations on the 2-dim Darcy flow. All other training configurations were kept consistent with our main experimental setups.

### C.2. Loss Evaluation Set-ups.

We compare three methods for computing derivatives in the loss function (3): 1) automatic differentiation (**AD**) as a golden reference, 2) Monte Carlo-based Stein Estimator (**SE**) (He et al., 2023), and 3) our sparse-grid (**SG**) method. For Black-Scholes, we approximate the solution  $u_\theta$  using a neural network  $f_\theta(\mathbf{x}, t)$ , which can be either the base network or its TT-compressed version. In the **AD** approach,  $u_\theta(\mathbf{x}, t) = f_\theta(\mathbf{x}, t)$ , while for **SE** and **SG**,  $u_\theta(\mathbf{x}, t) = \mathbb{E}_{(\delta_{\mathbf{x}}, \delta_t) \sim \mathcal{N}(\mathbf{0}, \sigma^2 \mathbf{I})} f_\theta(\mathbf{x} + \delta_{\mathbf{x}}, t + \delta_t)$ . We set the noise level  $\sigma$  to 1e-3 in **SE** and **SG**, using 2048 samples in **SE** and 13 samples in **SG** with a level-3 sparse Gaussian quadrature rule to approximate the expectations (7) and (8). For HJB, we employ a transformed neural network  $f'_\theta(\mathbf{x}, t) = (1 - t)f_\theta(\mathbf{x}, t) + \|\mathbf{x}\|_1$ , where  $f_\theta(\mathbf{x}, t)$  is the base or TT-compressed network. The solution approximation follows the same pattern as in the Black-Scholes case. Here the transformed network is designed to ensure that our approximated solution either exactly satisfies (**AD**) or closely adheres to the terminal condition (**SE**, **SG**), allowing us to focus solely on minimizing the HJB residual during training. We set the noise level  $\sigma$  to 0.1 in **SE** and **SG**, using 1024 samples in **SE** and 925 samples in **SG** with a level-3 sparse Gaussian quadrature rule.

### C.3. Training Set-ups.

We implemented all methods in PyTorch, utilizing an NVIDIA GTX 2080Ti GPU and an Intel(R) Xeon(R) Gold 5218 CPU @ 2.30GHz.

### C.4. Data Sampling.

For Black-Scholes, we uniformly sample 100 random residual points, 10 initial points, and 10 boundary points on each boundary per epoch to evaluate the PDE loss (3). For HJB, we select 100 random residual points per epoch. The model architecture for the HJB equation incorporates the terminal condition, eliminating the need for an additional terminal loss term. For Burgers’, we uniformly sample 1200 random residual points, 100 initial points, and 100 boundary points on each boundary per epoch to evaluate the PDE loss (3). For Darcy flow, we sample the residual points on a fixed 241 x 241 uniform grid and encode hard boundary constraints in the model architecture.



## D. Weight-domain Training

In this section, we provide the training curves of weight-domain training in Fig. 7. The curves denote averaged relative  $\ell_2$  error over three independent experiments and shades denote the corresponding standard deviations. We also provide the extended results of Table 1 and 2. Each relative  $\ell_2$  error takes the form  $\text{mean} \pm \text{std}$ , where mean denotes the averaged result over three independent experiments, and std denotes the corresponding standard deviation.

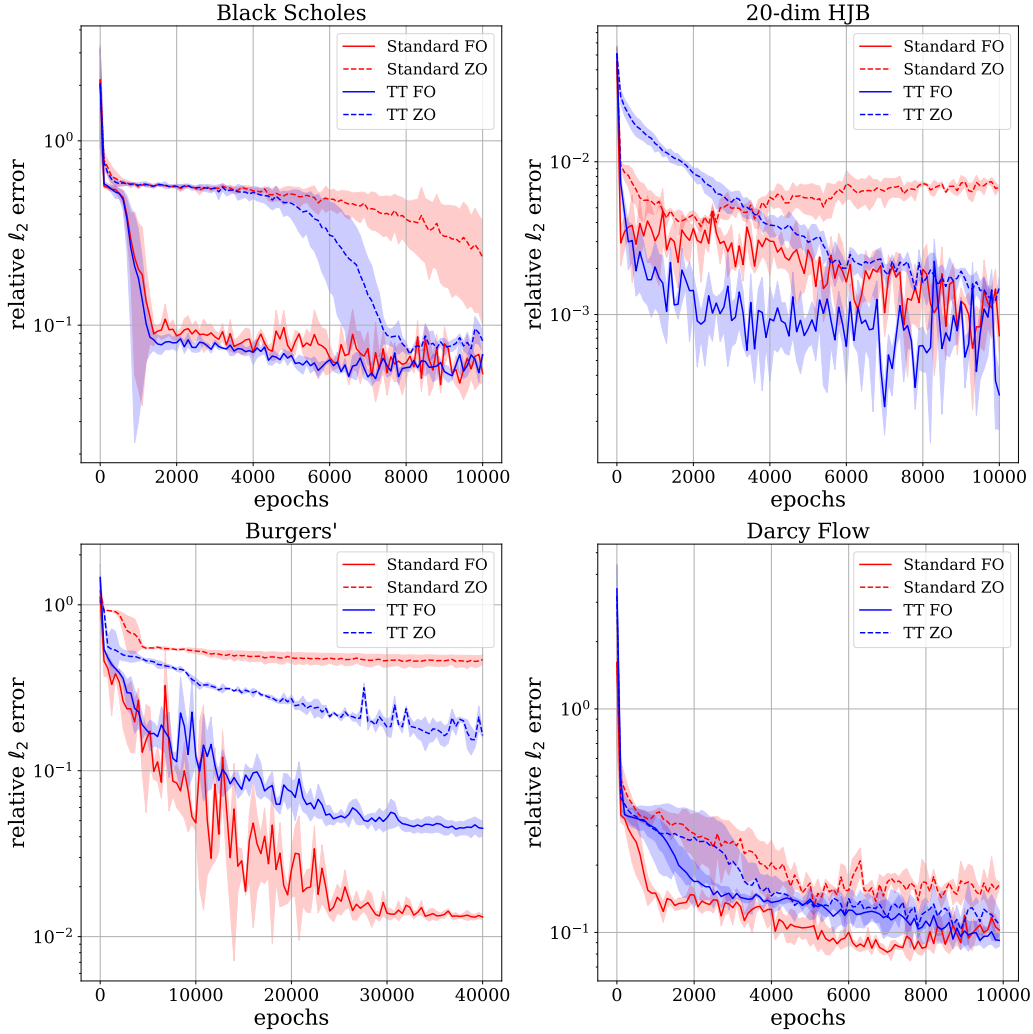


Figure 7. Relative  $\ell_2$  error curves of weight domain training for Black-Scholes equation (left) and 20-dim HJB equation (right), respectively. The value at each step is averaged across three runs, and the shade indicates the standard deviation.

Table 5. Relative  $\ell_2$  error of FO training using different loss computation methods. We report the averaged results and standard deviations across three runs.

Problem	AD	SE	SG (ours)
Black-Scholes	$(5.35 \pm 0.13)E-02$	$(5.41 \pm 0.09)E-02$	<b><math>(5.28 \pm 0.05)E-02</math></b>
20-dim HJB	$(1.99 \pm 0.15)E-03$	$(1.52 \pm 0.14)E-03$	<b><math>(8.16 \pm 1.24)E-04</math></b>
Burgers	$(1.37 \pm 0.04)E-02$	$(1.98 \pm 0.15)E-02$	<b><math>(1.31 \pm 0.05)E-02</math></b>
Darcy Flow	$(7.57 \pm 0.28)E-02$	$(7.85 \pm 0.40)E-01$	<b><math>(7.47 \pm 0.41)E-02</math></b>

Table 6. Relative  $\ell_2$  error achieved using different training methods. We report the averaged results and standard deviations across three runs.

Problem	FO Training		ZO Training	
	Standard	TT	Standard	TT
Black-Scholes	(5.28±0.05)E-02	<b>(5.97±0.01)E-02</b>	(3.91±0.05)E-01	<b>(8.30±0.08)E-02</b>
20-dim HJB	(8.16±1.24)E-04	<b>(2.05±0.39)E-04</b>	(6.86±0.27)E-03	<b>(1.54±0.35)E-03</b>
Burgers	(1.31±0.05)E-02	<b>(4.49±0.58)E-02</b>	(4.41±0.09)E-01	<b>(1.63±0.25)E-02</b>
Darcy Flow	<b>(7.47±0.41)E-02</b>	<b>(8.77±0.11)E-02</b>	(1.34±0.18)E-01	<b>(9.05±0.29)E-02</b>

## E. Ablation Studies

### E.1. Tensor-train (TT) Ranks

TT-rank determination is a trade-off between model compression ratio and model expressivity. The TT-ranks can be empirically determined, or adaptively determined by automatic rank determination algorithms (Hawkins & Zhang, 2021; Yang et al., 2024b). To validate our tensor-train (TT) rank choice, we add an ablation study on different TT ranks. The results are provided in Table 7 below. We tested tensor-train compressed training with different TT-ranks on solving 20-dim HJB equations. The model setups are the same as illustrated in Appendix A.2. We fold the input layer and hidden layers as size  $1 \times 1 \times 3 \times 7 \times 8 \times 4 \times 4 \times 4$  and  $4 \times 4 \times 4 \times 8 \times 8 \times 4 \times 4 \times 4$ , respectively, with TT-ranks  $[1, r, r, r, 1]$ . We use automatic differentiation for loss evaluation and first-order (FO) gradient descent to update model parameters. Other training setups are the same as illustrated in Appendix A.3. The results reveal that models with larger TT-ranks have better model expressivity and achieve smaller relative  $\ell_2$  error. However, increasing TT-ranks increases the hardware complexity (e.g., number of MZIs) of photonics implementation as it increases the number of parameters. Therefore, we chose a small TT-rank as 2, which provides enough expressivity to solve the PDE equations, while maintaining a small model size.

Table 7. Ablation study on tensor-train (TT) ranks when training the TT compressed model on solving 20-dim HJB equations. We report the average error and the standard deviation across three runs.

TT-rank	2	4	6	8
Params	1,929	2,705	3,865	5,409
rel. $\ell_2$ error	(3.17±1.16)E-04	(2.45±0.82)E-04	(4.00±3.69)E-05	(3.02±3.16)E-05

### E.2. Hidden layer width of baseline MLP model

We also performed an ablation study on the hidden layer width of the baseline MLP model. We trained 3-layer MLPs with different hidden layer widths to solve the 20-dim HJB equation. We use automatic differentiation for loss evaluation and first-order (FO) gradient descent to update model parameters. Other training setups are the same as illustrated in Appendix A.3. The results are shown in Table 8. The MLP model with a smaller hidden layer width leads to larger testing errors. This indicates that a large hidden layer is favored to ensure enough model expressivity. The MLP model used in our submission does not have an overfitting problem.

Table 8. Ablation study on hidden layer size of baseline 3-layer MLP model when learning 20-dim HJB equation. We report the average error and the standard deviation across three runs.

Hidden layer size	512	256	128	64	32
Params	274,433	71,681	19,457	5,633	1,793
rel. $\ell_2$ error	(2.72±0.23)E-03	(4.31±0.19)E-03	(7.51±0.36)E-03	(8.15±0.67)E-03	(9.25±0.27)E-03

## F. Phase-domain Training

### F.1. ONN Simulation Settings

We apply the same setups as that in  $L^2\text{ight}$  (Gu et al., 2021b) to implement uncompressed ONNs in baseline methods FLOPS (Gu et al., 2020) and  $L^2\text{ight}$  (Gu et al., 2021b). The linear projection in an ONN adopts blocking matrix multiplication, where the  $M \times N$  weight matrix is partitioned into  $P \times P$  blocks of size  $k \times k$ . Here  $P = \lceil M/k \rceil$ ,  $Q = \lceil N/k \rceil$ . Implementing ONNs with smaller MZI blocks is more practical and robust, and provides enough trainable parameters ( $N^2/k$  singular values) for first-order based method  $L^2\text{ight}$ . Following the analysis provided in (Gu et al., 2021b), we select  $k = 8$  for practical consideration.

The weight matrix  $\mathbf{W}$  is parameterized by MZI phases  $\Phi$  as  $\mathbf{W}(\Phi) = \{\mathbf{W}_{pq}(\Phi_{pq})\}_{p=0, q=0}^{p=P-1, q=Q-1}$ . Each block  $\mathbf{W}_{pq}$  is parameterized as  $\mathbf{W}_{pq}(\Phi_{pq}) = \mathbf{U}_{pq}(\Phi_{pq}^U) \Sigma_{pq}(\Phi_{pq}^S) \mathbf{V}_{pq}^*(\Phi_{pq}^V)$ .

FLOPS (Gu et al., 2020) is a ZO based method. We use zeroth-order gradient estimation to estimate the gradients of all MZI phases (i.e.,  $\Phi_{pq}^U, \Phi_{pq}^S, \Phi_{pq}^V$ ).

$L^2\text{ight}$  (Gu et al., 2021b) is a subspace FO based method. Due to the intractable gradients for  $\Phi_{pq}^U$  and  $\Phi_{pq}^V$ , only the MZI phase shifters in the diagonal matrix  $\Phi_{pq}^S$  are trainable. This restricts the training space (i.e., subspace training).

### F.2. ONN Non-ideality

We follow (Gu et al., 2021b) to consider the following hardware-restricted objective  $\Phi^* = \arg \min_{\Phi} \mathcal{L}(\mathbf{W}(\Omega \Gamma \mathcal{Q}(\Phi) + \Phi_b))$ , which jointly considers various ONN non-ideality including control resolution limit  $\mathcal{Q}(\cdot)$ , phase-shifter  $\gamma$  coefficient drift  $\Gamma \sim \mathcal{N}(\gamma, \sigma_\gamma^2)$  caused by fabrication variations, thermal cross-talk between adjacent devices  $\Omega$ , and phase bias due to manufacturing error  $\Phi_b \sim \mathcal{U}(0, 2\pi)$ .

**Limited Phase-tuning Control Resolution.** Given the control resolution limits, we can only achieve discretized MZI phase tuning. We assume the phases  $\phi$  is uniformly quantized into 8-bit within  $[0, 2\pi]$  for phases in  $U(\Phi^U)$ ,  $\Sigma(\Phi^S)$ ,  $V^*(\Phi^V)$ .

**Phase-shifter Variation.** We assume the real phase shift  $\tilde{\phi} = \frac{\gamma + \Delta\gamma}{\gamma} \phi$ , which is proportional to the device-related parameter. We assume  $\Delta\gamma \sim \mathcal{N}(0, 0.002^2)$ . We formulate this error as a diagonal matrix  $\Gamma$  multiplied on the phase shift  $\Phi' = \Gamma \Phi$ .

**MZI Crosstalk.** The crosstalk effect can be modeled as coupling matrix  $\Omega$ ,

$$\begin{pmatrix} \phi_0^c \\ \phi_1^c \\ \vdots \\ \phi_{N-1}^c \end{pmatrix} = \begin{pmatrix} \omega_{0,0} & \omega_{0,1} & \cdots & \omega_{0,N-1} \\ \omega_{1,0} & \omega_{1,1} & \cdots & \omega_{1,N-1} \\ \vdots & \vdots & \ddots & \vdots \\ \omega_{N-1,0} & \omega_{N-1,1} & \cdots & \omega_{N-1,N-1} \end{pmatrix} \begin{pmatrix} \phi_0^v \\ \phi_1^v \\ \vdots \\ \phi_{N-1}^v \end{pmatrix} \quad (26)$$

s.t.  $\omega_{i,j} = 1, \quad \forall i = j$   
 $\omega_{i,j} = 0, \quad \forall i \neq j \text{ and } \phi_j \in \mathcal{P}$   
 $0 \leq \omega_{i,j} < 1, \quad \forall i \neq j \text{ and } \phi_j \in \mathcal{A}$ .

The diagonal factor  $\omega_{i,j}, i = j$  is the self-coupling coefficient,  $\omega_{i,j}, i \neq j$  is the mutual coupling coefficient. We follow (Gu et al., 2021b) to assume the self-coupling coefficient to be 1, and the mutual coupling coefficient is 0.005 for adjacent MZIs.

### F.3. Extended Experiment Results

In this section, we provide the extended results of Table 3 and Figure 4. Each relative  $\ell_2$  error takes the form  $\text{mean} \pm \text{std}$ , where mean denotes the averaged result over three independent experiments, and std denotes the corresponding standard deviation. The curves denote averaged relative  $\ell_2$  error over three independent experiments and shades denote the corresponding standard deviations.

Table 9. Comparison between different photonic training methods. We report the averaged relative  $\ell_2$  error and standard deviations across three runs.

	Black Scholes			20-dim HJB		
	# MZIs	# Trainable MZIs	rel. $\ell_2$ error	# MZIs	# Trainable MZIs	rel. $\ell_2$ error
FLOPS (Gu et al., 2020)	18,065	18,065	0.663±0.045	279,232	279,232	(1.38±0.07)E-02
L <sup>2</sup> ight (Gu et al., 2021b)	18,065	2,561	0.192±0.381	279,232	35,841	(2.95±0.99)E-03
Ours	<b>1,685</b>	1,685	<b>0.114±0.095</b>	<b>2,057</b>	2,057	<b>(2.10±0.55)E-03</b>

Table 10. Comparison between different photonic training methods. We report the averaged relative  $\ell_2$  error and standard deviations across three runs.

	Burgers			Darcy Flow		
	# MZIs	# Trainable MZIs	rel. $\ell_2$ error	# MZIs	# Trainable MZIs	rel. $\ell_2$ error
FLOPS (Gu et al., 2020)	72,889	72,889	0.447±0.003	72,889	72,889	0.476±0.002
L <sup>2</sup> ight (Gu et al., 2021b)	4,665	4,665	0.569±0.003	4,665	4,665	0.154±0.017
Ours	<b>2,516</b>	2,516	<b>0.268±0.010</b>	<b>2,516</b>	2,516	<b>0.091±0.005</b>

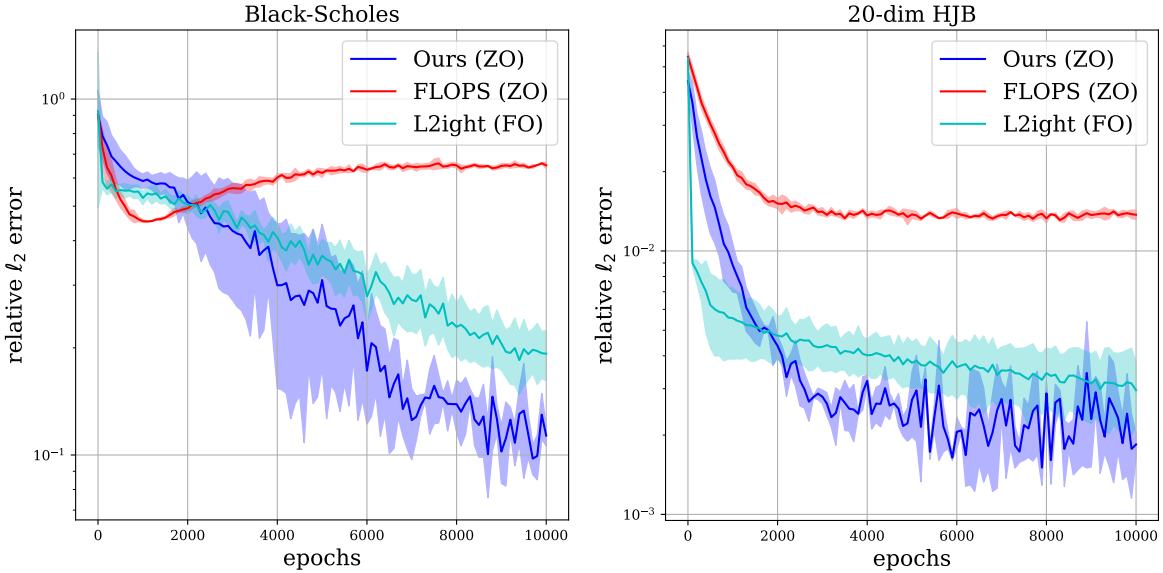


Figure 8. Relative  $\ell_2$  error curves of phase domain training for Black-Scholes equation (left) and 20-dim HJB equation (right), respectively. The value at each step is averaged across three runs, and the shade indicates the standard deviation.

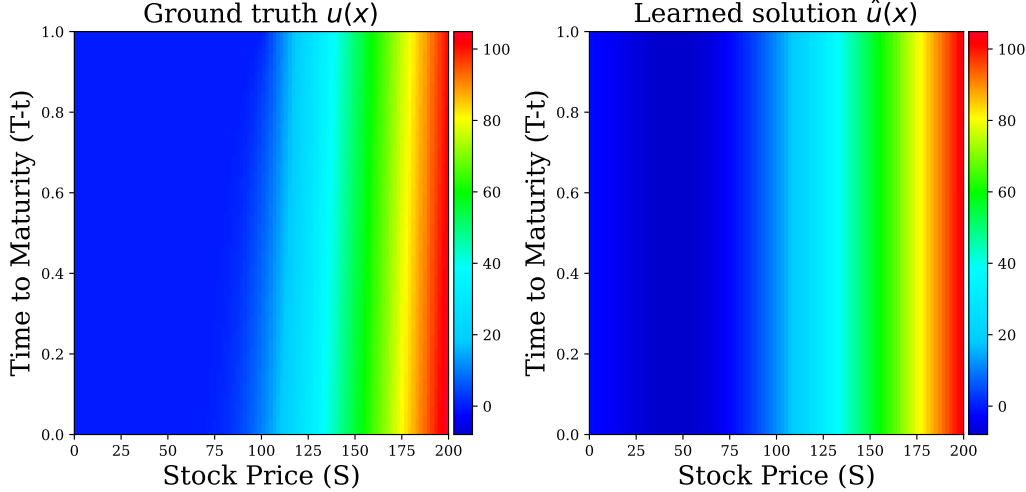


Figure 9. Visualization of Black-Scholes equation in photonic on-chip learning simulation. The left subfigure shows the ground truth  $u(x)$ , and the right subfigure shows the learned solution  $\hat{u}(x)$  using our proposed BP-free PINNs training method.

## G. System Performance Evaluation

We evaluate the system performance of learning the Black-Scholes equation. The system performance for the accelerators based on ONNs and TONNs are evaluated and compared assuming the III-V-on-Si device platform (Liang et al., 2022). The total number of wavelengths used is 8 (Xiao et al., 2021). The SVD implementation of the arbitrary matrices is considered in the calculation.

### G.1. Footprint:

Only the footprint of the photonic devices, which occupy the major area of the accelerator, is used for comparison. The photonic footprint includes the areas of hybrid silicon comb laser, microring resonator (MRR) modulator arrays, photonic tensor cores, MRR add-drop filters, photodiodes, and electrical cross-connects.

Table 11. Footprint breakdown. All units are  $mm^2$ .

	Laser	MRR Mod.	Tensor core	Photodetector	Cross-connect	Total
ONN-SM	25.6	1.28	3947.52	1.28	/	3975.68
TONN-SM	1.6	0.8	97.92	0.8	1.6	102.72
ONN-TM	1.6	0.4	16.32	0.4	/	18.72
TONN-TM	1.6	0.4	16.32	0.4	/	18.72

### G.2. Latency:

**Latency per Inference.** The latency per inference is calculated by:

$$t_{\text{inference}} = n_{\text{cycle}} * (t_{\text{DAC}} + t_{\text{tuning}} + t_{\text{opt}} + t_{\text{ADC}}) \quad (27)$$

where  $t_{\text{DAC}}$  is the DAC conversion delay ( $\sim 24$  ns),  $t_{\text{tuning}}$  is the metal-oxide-semiconductor capacitor (MOSCAP) phase shifter tuning delay ( $\sim 0.1$  ns),  $t_{\text{opt}}$  is the propagation latency of optical signal ( $\sim 3.20$  ns for ONN,  $\sim 0.64$  ns for TONN-SM, and  $\sim 0.21$  ns for TONN-TM),  $t_{\text{ADC}}$  is the ADC delay ( $\sim 24$  ns). The TONN-TM uses 6 cycles for one inference, while ONN and TONN-SM only needs 1 cycle. The latency per inference is estimated at 51.30 ns for ONN, 48.74 ns for TONN-SM, and 289.86 ns for TONN-TM.

**Latency per Epoch.** The latency per epoch is calculated by:

$$t_{epoch} = (t_{inference} \times N_{point} \times N_{loss} + t_{tuning}) \times N_{grads} + t_{DIG} \tag{28}$$

$t_{DIG}$  is the digital computation overhead ( $\sim 500$  ns) for gradient accumulation and phase updates at the end of each epoch. New random perturbation samples could be sampled from environment in parallel with optical inference, so we didn't include this overhead. We use  $N_{point} = 130$ ,  $N_{loss} = 13$ ,  $N_{grads} = 2$ . The latency per epoch is estimated at 0.174 ms for ONN, 0.164 ms for TONN-SM, and 0.980 ms for TONN-TM.

**Total Training Latency.** On average our BP-free training finds a good solution after 10000 epochs of update. The total training latency is estimated as 1.74 s for ONN, 1.64 s for TONN-SM, and 9.80 s for TONN-TM. Table 12 summarizes the breakdown of training latency.

Table 12. Latency breakdown. The results are based on simulation. ONN-1 and TONN-SM denote space-multiplexing implementation. ONN-2 and TONN-TM denote time-multiplexing implementation.

	Cycles	Latency per Inference (ns)	Time per epoch (ms)	Time to converge (s)	rel. $\ell_2$ error
ONN-SM	1	51.30	0.17	1.74	0.667
TONN-SM	1	48.74	0.16	1.64	<b>0.103</b>
ONN-TM	32	1545.92	5.23	52.27	0.667
TONN-TM	6	289.86	0.98	9.80	<b>0.103</b>

## H. Broader Impacts

Real-time PDE solvers on edge devices are desired by many civil and defense applications. However, electronic computing devices fail to meet the requirements. Our main motivation is to propose a completely back-propagation-free training for PINNs and realize real-time PINNs training (i.e., real-time PDE solver) on photonics computing chips. However, our tensor-train compressed zeroth-order training method can be generally applied to other applications, and our BP-free training framework can be applied to other resource-constrained edge platforms.

### H.1. Extension to Image Classification

Our tensor-compressed zeroth-order training is a general back-propagation-free training method that applies to lightweight neural networks other than PINNs. In this section, we extended our tensor-compressed zeroth-order training to the image classification task on the MNIST dataset. Note that our proposed sparse-grid loss evaluation is designed for PINN training only, so sparse-grid is not used here.

Our baseline model is a two-layer MLP ( $784 \times 1024$ ,  $1024 \times 10$ ) with 814,090 parameters. The dimension of our tensor-compressed training is reduced to 3,962 by folding the input and output layer as size  $7 \times 4 \times 4 \times 7 \times 8 \times 4 \times 4 \times 8$  and  $8 \times 4 \times 4 \times 8 \times 1 \times 5 \times 2 \times 1$ , respectively. Both the input layer and the output layer are decomposed with a TT-rank (1, 6, 6, 6, 1). Models are trained for 15,000 iterations with a batch size 2,000, using Adam optimizer with an initial learning rate  $1e-3$  and decayed by 0.8 every 3,000 iterations. In ZO training, we set query number  $N = 10$  and smoothing factor  $\mu = 0.01$ .

Table 13 compares results of weight domain training.

- Our tensor-train (TT) compressed training does not harm the model expressivity, as TT training achieved a similar test accuracy as standard training in first-order (FO) training.
- Our TT compressed training greatly improves the convergence of ZO training and reduces the performance gap between ZO and FO.

Table 14 compares results of phase domain training. Our method outperforms the baseline ZO training method FLOPS (Gu et al., 2020). This is attributed to the tensor-train (TT) dimension reduction that reduced gradient variance. Note that

the performance gap between phase domain training and weight domain training could be attributed to the low-precision quantization, hardware imperfections, etc., as illustrated in Section 5.2. Our ZO training method did not surpass the FO subspace training method  $L^2ight$  (Gu et al., 2021b). The performance of  $L^2ight$  versus our method should be considered case by case.  $L^2ight$  does not have additional gradient errors due to its FO optimization. Meanwhile, its sub-space training can prevent the solver from achieving a good optimal solution. The real performance depends on the trade-off of these two facts. In our PINN experiments,  $L^2ight$  underperforms our method because the limitation of its sub-space training plays a dominant role.  $L^2ight$  performs better on the MNIST dataset, probably because the model is more over-parameterized that even subspace training can achieve a good optimal solution.

The results on the MNIST dataset are consistent with our claims in the submission and support our claim that our method can be extended to image problems with higher dimensions.

Table 13. Validation accuracy of weight domain training on MNIST dataset. We report the averaged accuracy and the standard deviation across three runs.

Method	Standard, FO	TT, FO	Standard, ZO	TT, ZO (ours)
Val. Accuracy (%)	97.83±1.02	97.26±0.15	83.83±0.44	93.21±0.46

Table 14. Validation accuracy of phase domain training on MNIST dataset. We report the averaged accuracy and the standard deviation across three runs.

Method	FLOPS (Gu et al., 2020)	$L^2ight$ (Gu et al., 2021b)	ours
Val. Accuracy (%)	41.72±5.50	95.80±0.48	87.91±0.59

## H.2. Implementation on other Edge Devices

Our framework can be easily extended to various resource-constrained hardware platforms. As depicted in Fig. ??, the TONN inference accelerator can be replaced by any existing inference accelerator on the edge device. Implementing back-propagation-free training requires only minimal additional modules. These modules can be efficiently implemented either through an external software-based control system (MCU/edge CPU) or directly integrated into the hardware architecture, significantly simpler to design compared to implementing back-propagation computation graphs. BP-free training has been extended for memory-efficient on-device training on microcontrollers (Zhao et al., 2024), low-cost edge processors (e.g., Raspberry Pi Zero 2) (Sugiura & Matsutani, 2025), smartphones (Peng et al., 2024), edge GPUs (Gao et al., 2024), etc. We believe our method can also be extended to other resource-constrained hardware platforms including field-programmable gate arrays (FPGAs), application-specific integrated circuits (ASICs), and emerging computing paradigms such as probabilistic circuits.