

Direct Analysis of Zero-Noise Extrapolation: Polynomial Methods, Error Bounds, and Simultaneous Physical–Algorithmic Error Mitigation

Pegah Mohammadipour *

Xiantao Li†

Department of Mathematics,
The Pennsylvania State University,
University Park, Pennsylvania 16802, USA

February 28, 2025

Abstract

Zero-noise extrapolation (ZNE) is a widely used quantum error mitigation technique that artificially amplifies circuit noise and then extrapolates the results to the noise-free circuit. A common ZNE approach is Richardson extrapolation, which relies on polynomial interpolation. Despite its simplicity, efficient implementations of Richardson extrapolation face several challenges, including approximation errors from the non-polynomial behavior of noise channels, overfitting due to polynomial interpolation, and exponentially amplified measurement noise. This paper provides a comprehensive analysis of these challenges, presenting bias and variance bounds that quantify approximation errors. Additionally, for any precision ε , our results offer an estimate of the necessary sample complexity. We further extend the analysis to polynomial least squares-based extrapolation, which mitigates measurement noise and avoids overfitting. Finally, we propose a strategy for simultaneously mitigating circuit and algorithmic errors in the Trotter-Suzuki algorithm by jointly scaling the time step size and the noise level. This strategy provides a practical tool to enhance the reliability of near-term quantum computations. We support our theoretical findings with numerical experiments.

1 Introduction

Quantum computing promises substantial speedups for a wide range of scientific computing challenges [1]. However, the noise inherent in near-term quantum devices presents a significant challenge, requiring innovative strategies to achieve reliable results. Quantum error mitigation (QEM) [2, 3] emerges as a promising solution, substantially reducing the impact of noise without the large qubit overhead demanded by full quantum error correction [4]. By bridging the gap between theoretical speedups and practical performance, robust QEM schemes play a critical role in unlocking the true potential of quantum algorithms.

To model noise in quantum circuits, one evaluates the effects of the environment on the density operator ρ . In the Markovian regime, the system’s dynamics under noisy evolution are described by the Lindblad equation [5, 6]:

$$\frac{d}{dt}\rho = -i[H, \rho] + \lambda \sum_{j=1} \left(V_j \rho V_j^\dagger - \frac{1}{2} \{V_j^\dagger V_j, \rho\} \right), \quad (1)$$

This continuous-time description is motivated by the theory of open quantum systems [7]. For many circuit noise models, such as depolarizing channels, the jump operators V_j can be explicitly identified [8]. The

*pegahmp@psu.edu

†xiantao.li@psu.edu

parameter λ represents the noise strength or coupling constant, determining the rate at which the system interacts with its environment.

One simple strategy to mitigate noise is zero-noise extrapolation (ZNE) [2, 3, 9, 10]. The idea can be demonstrated by expressing the density matrix as $\rho(t, \lambda)$, where t is the time of evolution. Although ρ is *unknown*, one can rescale the noise scale associated with gate operations so that the circuit prepares $\rho(t, x\lambda_0)$ for some scaling factor $x \geq 1$, where λ_0 is the initial noise level [3]. Denoting the expectation value of the observable A calculated from the state $\rho(t, x\lambda_0)$ as

$$E(x) = \text{tr}(A\rho(t, x\lambda_0)), \quad (2)$$

the goal becomes estimating $E(0)$ using the expectation values $E(x_0), E(x_1), \dots, E(x_n)$, where $x_j \in [1, B]$, each obtained by a separate quantum circuit and adjusted to its corresponding noise level. Various methods can be employed for this purpose, with Richardson's extrapolation [3, 11, 12] being the most commonly used, leading to the following formula:

$$E(0) \approx \sum_{k=0}^n \gamma_k E(x_k), \quad (3)$$

where the coefficients satisfy the linear system of equations $\sum_{k=0}^n \gamma_k x_k^j = \delta_{j,0}$, for $j = 0, 1, \dots, n$. ZNE has been incorporated into various quantum algorithms, including Hamiltonian simulation [13], variational quantum algorithms [14], and quantum linear system solvers [15, 16].

This extrapolation procedure, while straightforward, comes with several caveats. First, except for specific noise channels, the expectation value is generally not a polynomial function, leading to inevitable approximation errors. Second, expectation values are obtained through measurements, which are inherently subject to shot noise. In such cases, direct polynomial interpolation is prone to overfitting, a well-known issue in statistical learning [17]. Third, the extrapolation coefficients $\{\gamma_k\}_{k=0}^n$ tend to grow rapidly with n [18, 19], exponentially amplifying statistical errors as the number of interpolation points increases.

Noise scaling for ZNE can be achieved through unitary folding, and parameterized noise scaling [20]. Moreover, in Richardson extrapolation, the number of measurements, the choice of interpolation nodes, and their distribution all influence the approximation error [21].

While many empirical studies have evaluated the performance of ZNE [20, 21], a comprehensive theoretical framework, to the best of our knowledge, is still lacking. More specifically, a thorough understanding of ZNE requires addressing the following questions:

Problem 1. How many interpolation points (circuits) and samples per circuit are needed to achieve an approximation of precision ε ?

We address this question through direct analysis of ZNE, with the results summarized in the following theorem:

Informal Theorem 1 (Informal version of Theorem 5). *Under appropriate assumptions, the error from Richardson extrapolation is less than ε with high probability $1 - \delta$ if the number of interpolation points is at least $\Omega(\log \frac{1}{\varepsilon})$, and the number of samples satisfies:*

- $N_S = \Omega\left(\varepsilon^{-(2 + \frac{4B\varepsilon}{B-1})} \log \frac{2}{\delta}\right)$ for equidistant interpolation points,
- $N_S = \Omega\left(\varepsilon^{-(2+4 \log \kappa)} \log \frac{2}{\delta}\right)$ for Chebyshev interpolation points, where $\kappa = \frac{\sqrt{B}+1}{\sqrt{B}-1}$.

Another issue, from a statistical learning perspective, is that polynomial interpolation tends to overfit [17], even when a moderate number of data points is used. To address this, we adopt a least-squares framework, ensuring that the polynomial degree remains significantly lower than the number of data points. This leads to a natural question:

Problem 2. How does the choice of the approximation method, such as polynomial interpolation or least squares, affect the bias and variance?

To address this, we analyze the approximation and statistical error using properties of Chebyshev polynomials [22]. More specifically, for a polynomial p_m of degree $m < n$, obtained through the least-squares method, we derive the following bound related to the variance:

Informal Theorem 2. (Informal version of Theorem 7) The least-squares estimator using Chebyshev nodes satisfies the bound

$$\sum_{k=0}^n |\gamma_k| = O(\kappa^{2m}).$$

To ensure that the bias remains within ε , Theorem 6 establishes that the dependence of m on ε is logarithmic.

Thus, by restricting the degree of least-squares polynomials to lower degrees, we prevent the rapid growth of statistical error. Consequently, we can determine the overall sampling complexity in a manner similar to Informal Theorem 1.

Apart from errors due to circuit noise, the results of many quantum algorithms are subject to algorithmic errors that arise from approximations inherent to them. One important example is Trotter decomposition for quantum simulation, where finite step sizes introduce discretization errors that accumulate over long-time evolutions [23]. Moreover, algorithmic and physical errors often interact, as the deeper circuits required to reduce algorithmic errors increase susceptibility to physical noise [13]. This observation motivates the following question:

Problem 3. Can physical and algorithmic errors be jointly mitigated?

The algorithmic error resulting from the Trotter-Suzuki approximation can be mitigated using ZNE [24, 25]. In fact, our analysis parallels that of [25], with the key distinction that in our case the physical error is inherently nonnegative and the scaling factor cannot drop below 1. While [13] implemented both mitigation strategies, they treated them as separate procedures. In this work, we extend ZNE to concurrently address both algorithmic and physical errors in Hamiltonian simulation based on the second-order Trotter-Suzuki approximation. Rather than generating samples in a two-dimensional parameter space, we simultaneously scale the physical noise, and the step size, reducing the problem to a one-dimensional extrapolation of the expectation value of an observable. We also provide a rigorous analysis quantifying the associated error.

Informal Theorem 3 (Informal version of Theorem 10). Under suitable assumptions, the bias of Richardson extrapolation for both circuit and Trotter errors is less than ε with high probability $1 - \delta$ if the number of interpolation points is at least $\Omega(\log \frac{1}{\varepsilon})$, and the number of samples is at least $\Omega(\alpha^2 \varepsilon^{-(2+4 \log \kappa)} \log \frac{2}{\delta})$.

Previously, it has been shown that the number of samples required to mitigate depolarizing or non-unital noise, scales exponentially with the number of qubits and circuit depth [26, 27, 28]. These bounds hold regardless of the specific QEM strategy. Our analysis, however, provides direct estimates of the sampling complexity for particular QEM methods.

We emphasize that our goal is to establish bounds on both approximation and statistical errors rather than to overcome the exponential scaling with circuit depth. The fundamental limitations of QEM, as highlighted in previous works, remain in effect. Nevertheless, by directly linking the properties of noise dynamics and algorithmic error to sampling complexity, we hope our analysis will help identify noise models and algorithms that are more amenable to QEM procedures.

Notations and Terminologies.

In our analysis, we will use the following standard notations.

- The Hilbert space for an n -qubit system is

$$\mathcal{H} = (\mathbb{C}^2)^{\otimes n}$$

- The observable A is bounded, $\|A\|_\infty \leq \alpha$ (the Schatten infinity norm).
- The final evolution time on the circuit is T , resulting in the state $\rho(T, \lambda)$.
- The Lindblad operator \mathcal{L} is bounded, $\|\mathcal{L}\|_1 \leq l$ (the induced Schatten 1-norm).

Organization. The rest of the paper is organized as follows. In Section 2, we establish a bias bound that quantifies the approximation error in Richardson extrapolation, followed by a variance bound that provides an estimate of the sampling complexity. To mitigate overfitting, Section 3 explores the least squares method, particularly for a large number of nodes. In Section 4, we address the simultaneous mitigation of both circuit and algorithmic errors, using the Trotter-Suzuki decomposition as a practical example. Section 5 presents numerical experiments that validate our theoretical findings. Finally, we summarize our results and discuss their implications in Section 6. Additional details, including derivative bounds and the proofs of lemmas and theorems, are provided in Section 7.

2 Richardson’s Extrapolation

As mentioned in the introduction, the goal of QEM is to estimate the expectation value of a quantum observable A with respect to the evolved quantum state $\rho(T, \lambda)$ at time T , where the evolution occurs in the presence of circuit noise parameterized by λ , with $\lambda = \lambda_0 x$. Specifically, λ_0 represents the noise level of the original circuit, while $x \geq 1$ is a scaling factor used to artificially amplify the noise to λ , for example, through gate folding [20, 29]. Thus, the ideal outcome is simply the limit $\lim_{x \rightarrow 0^+} E(x)$ in Eq. (2). To set up our theoretical analysis, we recast the problem into a function approximation problem, by tentatively denoting the expectation value by $f(x)$, a typical notation in approximation theory,

$$f(x) := E(x). \tag{4}$$

Richardson’s extrapolation [11, 12, 30] is a method in numerical analysis that accelerates the convergence of an approximation $f^* = \lim_{x \rightarrow 0} f(x)$ using a finite set of estimates of $f(x)$ at points $\{x_j\}_j$. In the context of QEM [3], the extrapolation process is illustrated in Figure 1. Given values of $f(x)$ at $1 = x_0 < x_1 < \dots < x_n \in [1, B]$, the method estimates $f^* := f(0)$ by extrapolating with a polynomial $p_n(x)$ of degree at most n , which interpolates $f(x)$ at these $n + 1$ points.¹

We restrict the scale to $x \in [1, B]$, where B denotes the maximal possible factor, limited by the circuit depth. To maintain clarity, we first present the general theory and discuss its implications for QEM at the end of this section.

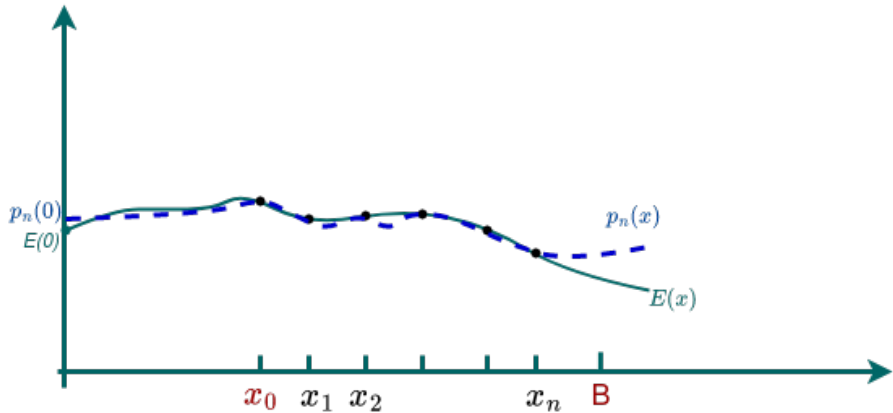


Figure 1: A simple illustration of Richardson’s extrapolation for error mitigation. A polynomial $p_n(x)$ is constructed by interpolating $f(x)$ at the points x_0, x_1, \dots, x_n and then evaluated at $x = 0$, corresponding to the zero-noise limit.

¹Interpolation and extrapolation both approximate unknown values using known data. While interpolation estimates values within the range of the data points, extrapolation estimates values beyond this range. Since both methods use the same approximating function, we use these terms interchangeably.

In its Lagrange form, the polynomial interpolant can be expressed explicitly as

$$p_n(x) = \sum_{j=0}^n f(x_j) L_j(x), \quad (5)$$

where $L_j(x)$ are the standard Lagrange basis polynomials. The extrapolated approximation at zero is then given by

$$f^* \approx p_n(0),$$

which, from (5), simplifies to

$$p_n(0) = \sum_{j=0}^n f(x_j) \gamma_j, \quad (6)$$

where

$$\gamma_j := L_j(0) = \prod_{\substack{k=0 \\ k \neq j}}^n \frac{x_k}{x_k - x_j}. \quad (7)$$

In practice, the function values (e.g., in QEM and many other applications) must be estimated from sampled data. To emphasize this, we rewrite (6) as

$$\hat{p}_n(0) := \sum_{j=0}^n \hat{f}(x_j) \gamma_j, \quad (8)$$

where $\hat{f}(x_j)$ is an unbiased statistical estimator of $f(x_j)$, and the corresponding statistical error is given by $\delta_j = \hat{f}(x_j) - f(x_j)$. That is,

$$\hat{f}(x_j) = \frac{1}{N_S} \sum_{i=1}^{N_S} f^{(i)}(x_j),$$

where $f^{(i)}(x_j)$ represents the i -th sample (e.g., from the i -th measurement in QEM), and N_S is the number of samples (e.g., shots in circuit execution).

We now encounter a familiar scenario from statistical analysis: selecting the appropriate n and estimator $\hat{f}(x_j)$ such that both the bias and variance remain within a specified tolerance, ensuring that the error $|f^* - \hat{p}_n(0)|$ is small with high probability. In what follows, we analyze these error contributions.

We follow the standard theory of polynomial interpolation [31], which provides the following general form for the interpolation error. For every function $f \in C^{n+1}(\mathbb{R})$, there exists $\xi \in [x_0, x_n]$ such that

$$f(0) - p_n(0) = \frac{(-1)^n f^{(n+1)}(\xi)}{(n+1)!} \prod_{j=0}^n x_j. \quad (9)$$

To derive explicit bounds, we assume that f satisfies the following regularity property: for some constants C and $M > 0$, for all $n \geq 0$,

$$\left| f^{(n)}(x) \right| \leq C M^n \quad \forall x \in [1, B]. \quad (10)$$

This condition is verified for the function in Eq. (4) arising in QEM (Appendix D). Condition (10) can be interpreted as a Gevrey class with $\sigma = 0$.

By substituting (10) into (9), we obtain the following bound on the approximation error:

$$|f(0) - p_n(0)| \leq C \frac{M^{n+1}}{(n+1)!} \prod_{j=0}^n x_j. \quad (11)$$

Hence, the error in approximating $f(0)$ is influenced by the arrangement of the nodes x_j . We will analyze this error by considering both equidistant and Chebyshev nodes.

First, let us consider the case where all interpolation points are equidistant, i.e.,

$$x_j = 1 + jh, \quad (12)$$

where $h := \frac{B-1}{n}$ denotes the spacing.

Theorem 1. *Let $\{x_j\}_{j=0}^n$ be a set of equidistant nodes given by (12), and let $p_n(x)$ be the degree- n polynomial interpolating the function f at these points. Under assumption (10), for $0 < \varepsilon < e^{-e}$, if $M \leq B^{-\frac{B}{B-1}}$ and $n = \Omega\left(\frac{\log(1/\varepsilon)}{\sqrt{\log \log(1/\varepsilon)}}\right)$, then $|f(0) - p_n(0)| < \varepsilon$.*

The proof is included in Appendix A. This result shows that, under the Gevrey-type bound on f in (10), the interpolating polynomial $p_n(x)$ approximates f at $x = 0$ with an error less than ε . Moreover, the theorem provides an optimistic estimate: to make the bias in (8) sufficiently small, the number of interpolation points (and thus the number of circuits in QEM) scales only logarithmically with the precision ε .

Another widely recommended strategy in polynomial interpolation is to use **Chebyshev nodes** [22], which helps mitigate issues such as the Runge phenomenon [32]. For a positive integer n , the Chebyshev nodes of the first kind in the open interval $(-1, 1)$ are given by

$$y_k = \cos\left(\frac{(2k+1)\pi}{2(n+1)}\right), \quad k = 0, 1, \dots, n, \quad (13)$$

which are the roots of the Chebyshev polynomial $T_{n+1}(y)$ of the first kind and degree $n+1$ [22].

To define Chebyshev nodes on the interval $[1, B]$, we use the linear bijection $\phi : [-1, 1] \rightarrow [1, B]$,

$$\phi(y) := \frac{B-1}{2}y + \frac{B+1}{2}. \quad (14)$$

Consequently, the shifted Chebyshev polynomial on $[1, B]$ is

$$\tilde{T}_n(x) := T_n(\phi^{-1}(x)) = T_n\left(\frac{2(x-1)}{B-1} - 1\right). \quad (15)$$

Following the standard result for shifted nodes [22], for $\{x_j\}_{j=0}^n \subseteq [1, B]$ we obtain

$$\prod_{j=0}^n (x - x_j) = 2\left(\frac{B-1}{4}\right)^{n+1} \tilde{T}_{n+1}(x), \quad (16)$$

which simplifies the interpolation error (9). For convenience, we define the parameter

$$\kappa := \frac{\sqrt{B} + 1}{\sqrt{B} - 1}. \quad (17)$$

Theorem 2. *Let $\{x_j\}_{j=0}^n$ be a set of Chebyshev nodes in the interval $[1, B]$ with $B > 1$, and let $p_n(x)$ be a degree- n polynomial interpolating the function f at these points. Under assumption (10), for $0 < \varepsilon < e^{-e}$, if $M \leq \frac{4}{(B-1)\varepsilon\kappa^2}$ and $n = \Omega\left(\frac{\log(1/\varepsilon)}{\sqrt{\log \log(1/\varepsilon)}}\right)$, then $|f(0) - p_n(0)| < \varepsilon$.*

For a detailed proof, see Appendix A. Both Theorems 1 and 2 show that n scales logarithmically in ε . Comparing the assumptions in these two theorems, note that for large B , $B/(B-1) \approx 1$. Hence, for large B , for equidistant nodes we have $M \leq B^{-1}$, which is slightly more restrictive than the corresponding bound for Chebyshev nodes. On the other hand, the bounds for M in both theorems can be relaxed if we consider a smaller interval for ε . We elaborate on this point in Remark 1 of Appendix A.

We now turn our attention to the variance of the estimator $p_n(0)$ in (8). Since $p_n(0)$ is a linear combination of independent random variables $\hat{f}(x_j)$, we can compute its variance using the variance rule for a weighted sum:

$$\text{Var}[p_n(0)] = \text{Var}\left[\sum_{j=0}^n \gamma_j \hat{f}(x_j)\right] = \sum_{j=0}^n \gamma_j^2 \text{Var}[\hat{f}(x_j)], \quad (18)$$

where $\text{Var}[\hat{f}(x_j)] = \frac{\sigma_j^2}{N_j}$ is the variance of the sample mean, and N_j is the number of samples taken at node x_j .

For simplicity, assume $\sigma_j \leq \sigma$ for all j , and let the number of samples be uniform across all nodes, i.e., $N_j = N_S$ for every j . Then $\text{Var}[\hat{f}(x_j)] \leq \frac{\sigma^2}{N_S}$ for all j . By applying the Cauchy-Schwarz inequality to (18), we obtain

$$\text{Var}[p_n(0)] \leq \frac{\sigma^2}{N_S} \sum_{j=0}^n \gamma_j^2 \leq \frac{\sigma^2}{N_S} \left(\sum_{j=0}^n |\gamma_j| \right)^2.$$

To quantify the statistical error, we define the ℓ_1 -norm of the coefficients γ_j :

$$\|\gamma\|_1 := \sum_{j=0}^n |\gamma_j|. \quad (19)$$

We will establish bounds on $\|\gamma\|_1$ and then incorporate these results into a Hoeffding bound at the end of this section.

Theorem 3. *Let $\{x_j\}_{j=0}^n$ be a set of equidistant nodes according to (12). Then, the following holds:*

$$\|\gamma\|_1 = O\left(\left(\frac{2Be}{B-1}\right)^n\right). \quad (20)$$

A rigorous proof is provided in Appendix B. In numerical analysis, $\|\gamma\|_1$ can be interpreted as a condition number that quantifies the sensitivity of the extrapolation to perturbations in the function values. Its exponential dependence on the number of interpolation points is well-known [18].

Next, we analyze how choosing Chebyshev nodes affects $\|\gamma\|_1$.

Theorem 4. *Let $\{x_j\}_{j=0}^n$ be the Chebyshev nodes in the interval $[1, B]$, where $B > 1$. Then, we have the bound:*

$$\|\gamma\|_1 = O(\kappa^{2n}), \quad (21)$$

where κ is defined in (17).

The detailed proof is provided in Appendix B. Observe that $2B \geq B + 1$, which implies that the bound for $\|\gamma\|_1$ is smaller for Chebyshev nodes than for the equidistant nodes in Theorem 3. This aligns with Runge's phenomenon [32], since Chebyshev nodes reduce oscillations in polynomial interpolation, especially near the endpoints of the interpolation interval.

The analysis of the approximation and statistical errors above allow us to identify the sampling complexity of the ZNE method. We do so, by bounding the sampling complexity in the following theorem.

Theorem 5. *Let f , and $p_n(x)$ be as in Eq. (4) and Eq. (5) respectively. Under assumption (10), $\forall 0 < \varepsilon < e^{-e}, 0 < \delta < 1$, the error bound $|\hat{p}_n(0) - f(0)| < \varepsilon$ holds with probability at least $1 - \delta$ if $n = \Omega(\log \frac{1}{\varepsilon})$, and the number of samples N_S satisfies either one of the following conditions:*

1. $\{x_j\}_{j=0}^n$ is a set of equidistant nodes according to (12), $M \leq B^{-B/(B-1)}$, and

$$N_S = \Omega\left(\alpha^2 \varepsilon^{-(2 + \frac{4B\varepsilon}{B-1})} \log \frac{2}{\delta}\right).$$

2. $\{x_j\}_{j=0}^n$ is a set of Chebyshev nodes in the interval $[1, B]$, $M \leq 4/((B-1)\varepsilon\kappa^2)$, and

$$N_S = \Omega\left(\alpha^2 \varepsilon^{-(2 + 4 \log \kappa)} \log \frac{2}{\delta}\right).$$

We refer you to Appendix C for the proof. Theorem 5 gives us a clear bound for the required number of circuits (nodes) and number of shots per circuit to reach a small enough error using Richardson’s extrapolation.

We can now apply these bounds to the QEM problem. Specifically M in Eq. (10) corresponds to the bound in (94), as explained in Appendix D. That is, $M = \lambda_0 l T$. Specifically, T can be interpreted as circuit depth, λ_0 is the base noise level, and l is a bound of the Lindblad noise operator, which can grow with the number of qubits. In light of the conditions on M in the above theorem, the bounds for the number of data points (n) and the number of samples (N_S) are applicable for short circuit depth or low noise level.

Meanwhile, if we fix the precision ε , and consider deeper circuits, i.e., $M \gg 1$, then, as elaborated in the analysis in Remark 2 in Appendix A, we find that $n = \Omega\left(M\varepsilon^{-\frac{1}{M}}\right)$. Thus, according to Theorem 3 and Theorem 4, the variance and the sample complexity will scale exponentially with M . This is consistent with the bounds in [26, 27, 28].

3 Zero-Noise Extrapolation via Least Squares

In this section, we investigate whether polynomials of lower degrees (i.e., $m < n$) can yield more robust estimates. Specifically, we construct a polynomial p_m of degree at most m to fit $n + 1$ nodes. Note that the discussion in the previous section corresponds to the special case $m = n$. In statistical learning [17], the scenario $m < n$ is typically formulated as a least-squares problem:

$$p_m(x) = \arg \min_{p \in \mathcal{P}_m} \|p(x) - f(x)\|_2^2, \quad (22)$$

where \mathcal{P}_m is the space of polynomials of degree at most m . Also known as polynomial regression, this method uses a polynomial degree significantly smaller than n , effectively preventing overfitting. For extrapolation problems, it has been thoroughly investigated in [33]. Under the assumption that the function $f(x)$ is analytic within a Bernstein ellipse. In particular, their analysis suggests that, under the oversampling condition $m \leq \frac{1}{2}\sqrt{n}$, the method achieves an asymptotically optimal extrapolant. However, in our setting, we do not necessarily assume analyticity in a Bernstein ellipse (although a subtle connection can be made [34]). Moreover, their analysis focuses on the interval $[-1, 1]$ and extrapolates to -1 , with an error bound that benefits from the fact that the Chebyshev polynomials are still bounded by 1. In contrast, our noise scaling factors, due to the limitation of gate folding, must satisfy $1 \leq x_i \leq B$. Consequently, the extrapolation point $x = 0$ may not lie within a scaled Chebyshev interval containing $[1, B]$, unless $B \geq \frac{16}{n^2\pi^2}$, which is too restrictive. Another possibility, as suggested in [35], is to combine ZNE with the probabilistic cancellation method that can reach a noise level with a scaling factor $x < 1$.

In the following discussions, we assume the data points in the least squares are $n + 1$ Chebyshev nodes in the interval $[1, B]$. For better numerical stability and convenience of the analysis, we use the Chebyshev polynomial basis to expand $f(x)$. Toward this end, let $\{\tau_k(y)\}_{k=0}^m$ be the rescaled Chebyshev polynomials on the interval $[-1, 1]$, that is

$$\tau_k(y) := \begin{cases} \sqrt{\frac{1}{n+1}}T_0(y), & k = 0, \\ \sqrt{\frac{2}{n+1}}T_k(y), & k = 1, 2, \dots, m. \end{cases} \quad (23)$$

For the purpose of extrapolating the function f to 0, we need to transform the Chebyshev polynomials from $[-1, 1]$ to $[1, B]$. Again, we can use transform (15) to shift the nodes: Let

$$\tilde{\tau}_k(x) := \tau_k(\phi^{-1}(x)), \quad (24)$$

be the k -th shifted rescaled Chebyshev polynomial. By orthonormality of $\tilde{\tau}_i$ ’s at Chebyshev points [36, 37], we have

$$\sum_{k=0}^n \tilde{\tau}_i(x_k)\tilde{\tau}_j(x_k) = \delta_{ij}, \quad 0 \leq i, j \leq m, \quad (25)$$

where x_k is the k -th Chebyshev node in $[1, B]$. We define the vector $\mathbf{x} = (x_0, x_1, \dots, x_n)$ to combine the $n + 1$ Chebyshev nodes on $[1, B]$. Now we can expand f using the Chebyshev series on the interval $[1, B]$

$$f(x) = \sum_{k=0}^{\infty} a_k \tilde{\tau}_k(x). \quad (26)$$

The coefficients a_k can be expressed as the integrals of $f(x)\tilde{\tau}_k(x)$. Meanwhile, we can write our approximating polynomial in (22) in terms of the Chebyshev series as well.

$$p_m(x) = \sum_{k=0}^m c_k \tilde{\tau}_k(x), \quad (27)$$

where c_k is the k -th coordinate of \mathbf{c} , the vector of coefficients that minimizes the ℓ_2 -norm in the least squares approximation (22).

The least squares problem can be expressed in the matrix form. Let $\tilde{V}(\mathbf{x})$ denote the $(n + 1) \times (m + 1)$ shifted rescaled Chebyshev-Vandermonde matrix [33],

$$\tilde{V}(\mathbf{x}) = \begin{bmatrix} \tilde{\tau}_0(x_0) & \cdots & \tilde{\tau}_m(x_0) \\ \vdots & \ddots & \vdots \\ \tilde{\tau}_0(x_n) & \cdots & \tilde{\tau}_m(x_n) \end{bmatrix}. \quad (28)$$

Further we define $\mathbf{y} := (f(x_0), f(x_1), \dots, f(x_n))$ as the function values. Now the problem in (22) is transformed to the following algebraic form,

$$\min_{\mathbf{c}} \left\| \tilde{V}(\mathbf{x}) \mathbf{c} - \mathbf{y} \right\|_2^2. \quad (29)$$

In particular, the normal equation reads,

$$\tilde{V}(\mathbf{x})^T \tilde{V}(\mathbf{x}) \mathbf{c} = \tilde{V}(\mathbf{x})^T \mathbf{y}. \quad (30)$$

By orthonormality (25), $\tilde{V}(\mathbf{x})^T \tilde{V}(\mathbf{x}) = I_{(m+1) \times (m+1)}$. Therefore, $\mathbf{c} = \tilde{V}(\mathbf{x})^T \mathbf{y}$, which we can write out explicitly,

$$\mathbf{c} = \begin{pmatrix} \sum_{i=0}^n \tilde{\tau}_0(x_i) y_i \\ \sum_{i=0}^n \tilde{\tau}_1(x_i) y_i \\ \vdots \\ \sum_{i=0}^n \tilde{\tau}_m(x_i) y_i \end{pmatrix}. \quad (31)$$

To identify the degrees of the polynomial p_m that ensure the approximation error remains below ε , we establish the following theorem,

Theorem 6. *Let $f(x)$ be under condition (10), for $M < 1$, and let $p_m(x)$ denote a polynomial of degree $m \leq n$ obtained through the least squares approximation of f , interpolating the function f at a set of Chebyshev nodes in the interval $[1, B]$, $B > 1$. For every $\varepsilon > 0$, $|p_m(0) - f(0)| < \varepsilon$ holds, provided that $\kappa \leq M^{-\mu m/2n}$ for some $\mu \in (0, 1)$, and*

$$m = \Omega \left(\frac{\log(C'/\varepsilon)}{(1-\mu)\log(1/M)} \right), \quad (32)$$

where $C' = \frac{2(B-1)CM}{\pi} \left(\frac{1}{1-M\kappa^2} + \frac{1}{1-M} \right)$.

See Appendix A for the detailed proof.

We note that in Theorem 2, $\kappa^2 \leq \frac{4}{(B-1)Me}$. However, as $B \rightarrow \infty$, $\kappa^2 \rightarrow 1$, and $\frac{4}{(B-1)Me} \rightarrow 0$, from which we conclude that the condition regarding M in Theorem 2 is more restrictive than in Theorem 6.

The above theorem completes our analysis of the error (bias) in the least squares method. We once again return to variance analysis. We first note that $c_k = \sum_{i=0}^n \tilde{\tau}_k(x_i) y_i$ in $p_m(0) = \sum_{k=0}^m c_k \tilde{\tau}_k(0)$. Combining them together, we find that $p_m(0) = \sum_{i=0}^n y_i \sum_{k=0}^m \tilde{\tau}_k(x_i) \tilde{\tau}_k(0) = \sum_{i=0}^n \gamma_i y_i$, where,

$$\gamma_i := \sum_{k=0}^m \tilde{\tau}_k(x_i) \tilde{\tau}_k(0). \quad (33)$$

Consequently, $p_m(0)$ is expressed as a linear combination of $f(x_i)$. Estimating the statistical error is again reduced to estimating $\|\gamma\|_1 = \sum_{i=0}^n |\gamma_i|$.

Theorem 7. *Let $\{x_j\}_{j=0}^n$ be the Chebyshev nodes in the interval $[1, B]$, where $B > 1$, and $\{\tilde{\tau}_k(x)\}_{k=0}^m$ be the set of shifted rescaled Chebyshev polynomials of the first kind. Then, the following bound holds,*

$$\|\gamma\|_1 = O(\kappa^{2m}). \quad (34)$$

The proof of the above theorem can be found in Appendix B. By comparing the bound for $\|\gamma\|_1$ in Theorem 4 and Theorem 7, we see that the least squares approximation method results in a smaller variance because $m < n$, which could reduce the statistical error and overfitting.

With the prior analysis of the bias and variance in the least squares method, we present the following theorem that calculates the number of shots needed to keep the bias below the threshold ε .

Theorem 8. *Let f , and $p_n(x)$ be as in Eq. (4) and Eq. (27) respectively. Under assumption (10), $\forall 0 < \varepsilon, 0 < \delta < 1$, the error bound $|\hat{p}_n(0) - f(0)| < \varepsilon$ holds with probability at least $1 - \delta$ if $\kappa \leq M^{-\mu m/2n}$ for $\mu \in (0, 1)$, $m = \Omega\left(\frac{\log(C'/\varepsilon)}{(1-\mu)\log(1/M)}\right)$, and the number of samples N_S satisfies the following condition:*

$$N_S = \Omega\left(\left(2\alpha^2 \kappa^{\log C'/(1-\mu)} \log \frac{2}{\delta}\right) \varepsilon^{-2-\log \kappa/(1-\mu)}\right),$$

where $C' = \frac{2(B-1)CM}{\pi} \left(\frac{1}{1-M\kappa^2} + \frac{1}{1-M}\right)$.

For the complete proof, refer to Appendix C. This concludes our analysis of polynomial approximations for ZNE.

4 Incorporating the Trotter Error

The analysis in the preceding sections has primarily focused on mitigating circuit errors (also known as physical errors [13]). Another intriguing direction is to employ the same strategy to reduce numerical errors in a given algorithm, referred to as algorithmic errors. This approach has been explored in [24, 25]. A key application is the Trotter-Suzuki decomposition in Hamiltonian simulations.

More specifically, the Trotter-Suzuki decomposition (also known as the Trotter splitting method) is a widely used technique for approximating the time evolution operator $U(t) = e^{-iHt}$, where H is a Hamiltonian composed of multiple terms,

$$H = \sum_{k=1}^K H_k,$$

each of which is simpler to simulate individually. A straightforward way to implement this decomposition is the first-order Trotterization, in which the time evolution operator over a time t is approximated using small time steps of size τ as:

$$e^{-iHt} \approx S_1(t) := \left(\prod_{k=1}^K e^{-iH_k\tau} \right)^N,$$

where $\tau = t/N$ is the time step size, and N is the number of Trotter steps used to evolve over the total simulation time t . Although straightforward, the first-order decomposition introduces an approximation error that scales with τ^2 at each step. Consequently, many higher-order Trotter-Suzuki expansions have been developed to achieve more accurate simulations [23]. For example, the symmetric second-order Trotterization uses a symmetric splitting

$$e^{-iHt} \approx S_2(t) := \left(e^{-iH_1\tau/2} \dots e^{-iH_{K-1}\tau/2} e^{-iH_K\tau} e^{-iH_{K-1}\tau/2} \dots e^{-iH_1\tau/2} \right)^N, \quad (35)$$

leading to a reduced error that scales with τ^3 at each step. More generally, a p -th order Trotter-Suzuki decomposition approximates e^{-iHt} with a Trotter error that scales as $\mathcal{O}(\tau^{p+1})$.

Increasing the order of the decomposition lowers the error, but at the expense of a quantum circuit whose length scales with the decomposition complexity, thereby exacerbating gate errors (physical errors). While the algorithmic error is theoretically well-characterized [23], its interplay with physical noise during quantum computation has received less attention. This introduces a subtle interplay between algorithmic and physical errors: using a finer time step size τ or higher-order methods can reduce Trotter error but at the risk of higher physical error from deeper circuits.

In this section, we incorporate Trotter error into the error mitigation analysis by systematically evaluating the combined bias. Building on this analysis, we then determine the required number of samples to ensure that the total error remains below a chosen threshold ε .

Recall that in Hamiltonian simulation, the ideal quantum dynamics follows the time-dependent Schrödinger equation, or equivalently, the Liouville von Neumann equation,

$$\frac{\partial}{\partial t} \rho(t) = -i[H(t), \rho(t)]. \quad (36)$$

Meanwhile, when approximated by the symmetric Trotter splitting method of stepsize τ in Eq. (35), the approximate solution can be associated with a solution of a modified equation, where the Hamiltonian is expressed as even powers of τ [38],

$$\frac{\partial}{\partial t} \rho(t, \tau) = -i[H, \rho(t, \tau)] - i\tau^2[\tilde{H}_2, \rho(t, \tau)] - i\tau^4[\tilde{H}_4, \rho(t, \tau)] + \dots \quad (37)$$

The additional terms, e.g., \tilde{H}_2 , in the modified Hamiltonian, involve the commutators of the individual Hamiltonian terms in H .

To simultaneously include the circuit noise, we consider a modified Lindblad equation by adding the dissipation term λ . Now the density matrix $\rho(t, \tau, \lambda)$ depends on the noise term λ as well,

$$\begin{aligned} \frac{\partial}{\partial t} \rho(t, \tau, \lambda) &= -i[H, \rho(t, \tau, \lambda)] + \lambda \mathcal{L}(\rho(t, \tau, \lambda)) - i\tau^2[\tilde{H}_2, \rho(t, \tau, \lambda)] - i\tau^4[\tilde{H}_4, \rho(t, \tau, \lambda)] - \dots \\ &= -i[H, \rho(t, \tau, \lambda)] + \lambda \mathcal{L}(\rho(t, \tau, \lambda)) - i \sum_{\ell \geq 1} \tau^{2\ell} [\tilde{H}_{2\ell}, \rho(t, \tau, \lambda)]. \end{aligned} \quad (38)$$

A similar expansion for $\rho(t, \tau)$ has been derived previously [39]. However, the expansion above considers both the Trotter step size τ , and the noise level λ .

In light of the scaling of the terms, we make a simple choice for the circuit noise, i.e., $\lambda = \mathcal{O}(\tau^2)$ then we can define $\rho(t, \lambda) := \rho(t, \sqrt{\lambda}, \lambda)$, and examine the derivatives,

$$\Lambda_k(t) := \frac{\partial^k}{\partial \lambda^k} \rho(t, \lambda), \quad k \geq 1. \quad (39)$$

For convenience, we write the modified equation (38) as $\frac{\partial}{\partial t}\rho(t, \lambda) = \mathcal{L}\rho(t, \lambda)$, with the operator \mathcal{L} expanded in terms of the powers of λ ,

$$\mathcal{L} = \mathcal{L}_0 + \lambda\mathcal{L}_1 + \cdots + \lambda^k\mathcal{L}_k + \cdots. \quad (40)$$

To derive an explicit error bound, we make the assumption that

$$\|\mathcal{L}_j\| \leq \theta^j, \quad \forall j \geq 0. \quad (41)$$

This is slightly different from the assumption in [25, Lemma 2].

Under this condition, we find that the bias can be controlled by properly increasing the number of nodes, as summarized below,

Theorem 9. *Let ρ be the density matrix satisfying the modified Lindblad equation (38), and $f(\lambda) := \text{tr}(\rho(t, \lambda)A)$. Also, let $p_n(x)$ denote the polynomial interpolant of f , where f and p_n coincide on Chebyshev nodes $\{x_i\}_{i=0}^n$ in the interval $[1, B]$, $B > 1$. If $n = \Omega\left(\log \varepsilon / \log\left(\frac{(B-1)e\kappa^2\theta}{4(1-\lambda\theta)}\right)\right)$, then $|f(0) - p_n(0)| < \varepsilon$.*

For the proof, we refer readers to Appendix A. It is worthwhile to mention that the resulting function f no longer fulfills the condition Eq. (10). Instead, the bound for the n -th order derivative involves an additional factor $n!$. Thus it belongs to a Gevrey class with $\sigma = 1$ (see Eq. (107)). Now we can find a bound for the sampling complexity.

Theorem 10. *Let $f(x)$, and $p_n(x)$ be as in Theorem 9, then, $|p_n(0) - f(0)| < \varepsilon$ with probability at least $1 - \delta$ for $0 < \varepsilon < e^{-e}$, $0 < \delta < 1$, if $n = \Omega\left(\log \varepsilon / \log\left(\frac{(B-1)e\kappa^2\theta}{4(1-\lambda\theta)}\right)\right)$, and*

$$N_S = \Omega\left(\alpha^2 \varepsilon^{-(2+4\log \kappa)} \log \frac{2}{\delta}\right).$$

Proof. The proof is the same as the proof of Theorem 5, with the exception that, instead of Theorem 2, we use Theorem 9. Note that $n \geq \log \frac{1}{\varepsilon}$ because $\frac{(B-1)e\kappa^2\theta}{4(1-\lambda\theta)} < 0$. \square

5 Numerical Experiments

In this section, we study the performance of some ZNE methods by numerically testing them on a transverse-field Ising model (TFIM). The TFIM is widely used in quantum computing and condensed matter physics to investigate quantum phase transitions and entanglement properties, owing to the rich interplay between inter-qubit interactions and an external transverse field. Specifically, the Hamiltonian in our study is given by

$$H = -J \sum_{i=0}^{L-2} Z_i Z_{i+1} - h \sum_{i=0}^{L-1} X_i, \quad (42)$$

where X_i and Z_i are the spin- $\frac{1}{2}$ Pauli X and Z operators, respectively, acting on the i -th qubit. The first term, $-J \sum_{i=0}^{L-2} Z_i Z_{i+1}$, represents the interaction between neighboring qubits, promoting alignment of their spins along the Z -axis. The second term, $-h \sum_{i=0}^{L-1} X_i$, accounts for the effect of a transverse magnetic field, which flips qubits between the $|0\rangle$ and $|1\rangle$ states.

In implementing the ZNE methods, we employ a five-qubit system ($L = 5$) with coupling and transverse field strengths set to $J = 0.2$, and $h = 1$. The qubits are initialized in the product state $|\psi(0)\rangle = |0\rangle^{\otimes L}$. After evolving the system until time t under the TFIM Hamiltonian, we measure the observable $A = X_1$, which corresponds to applying the Pauli- X operator on the first qubit.

To simulate the circuit noise, we implement the commonly used *depolarizing channel*, which transforms an L -qubit density matrix ρ into

$$\Delta_\lambda(\rho) = (1 - \lambda)\rho + \lambda \frac{1}{2^L} I,$$

where I is the identity operator on n qubits, and complete positivity requires $0 \leq \lambda \leq 1 + \frac{1}{4^L - 1}$. We set the initial noise parameter to $\lambda_0 = 0.02$ in our numerical experiments.

All simulations reported in this section are performed using the QasmSimulator from IBM’s Qiskit [40], which classically simulates the dynamics of the TFIM Hamiltonian as a quantum circuit, under the settings mentioned above.

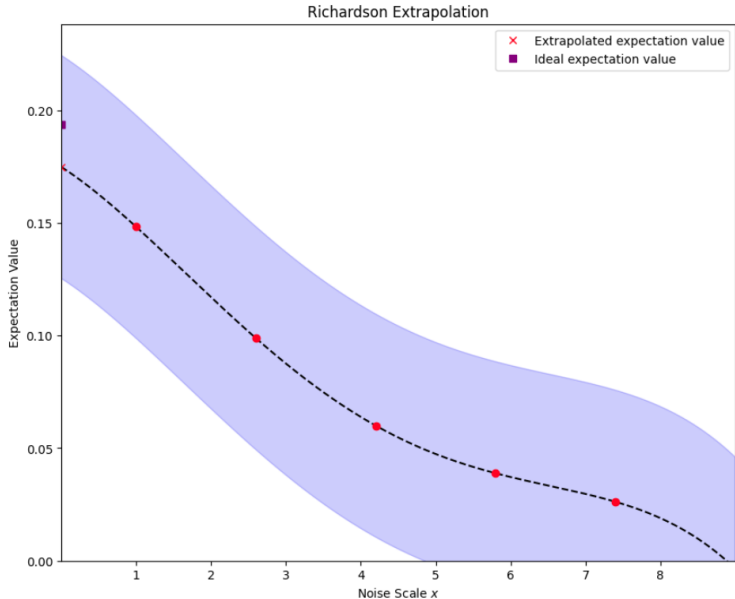


Figure 2: A simple illustration of Richardson’s extrapolation method for quantum error mitigation using equidistant noise scales. The ideal zero-noise expectation value is 0.191964. In comparison, the extrapolated zero-noise expectation value is 0.17482.

We begin with a simple demonstration of Richardson extrapolation by running the system at eight distinct noise levels. We simulate each circuit using the second-order Trotter-Suzuki method. Specifically, we start with a noisy Trotterized circuit at an initial noise level λ_0 , and then apply gate folding to amplify the noise by factors x_i for seven additional circuits [29]. We select five equidistant nodes for the noise scales, each separated by a uniform interval of length 1, and run each circuit with $N_S = 10^6$ shots.

Finally, we measure the Pauli-X operator X_1 on each circuit and plot the resulting expectation values in Figure 2. We then extrapolate these values to $x = 0$ using a polynomial p_4 of degree at most 4, effectively implementing Richardson extrapolation. As shown in Figure 2, the extrapolated expectation value is 0.17482, whereas the ideal noiseless circuit yields 0.191964. The shaded region in the figure depicts the standard deviation from shot noise, providing a visualization of the statistical confidence. Thus, Richardson extrapolation approximates the ideal value with an error of about 0.017144. Our goal in the following experiments is to investigate how different approximation methods affect this error.

The distribution of the nodes. To test the effect of the distribution of extrapolation nodes in the context of ZNE, we run the circuit we previously defined, for 8 distinct equidistant noise scales, using Chebyshev nodes as the noise scales. In Figure 3, the red circles represent the expectation values we obtain from circuits in which the noise scales are equidistant nodes, while the green triangles represent their counterparts in which the scales are shifted Chebyshev nodes. From a comparison with the ideal expectation value, we can see that the approximation error is significantly smaller when using Chebyshev nodes. These results are also consistent with the observations from [21].

Extrapolation using least-squares. Next we test the least-square approach in Section 3. In this case, the approximating polynomial is of degree $m < n$ for n sample nodes. Under the same circuit settings as the previous experiment, i.e., $n = 8$, we consider the same distributions of nodes. By changing the degree of the approximating polynomial to 3, we show the fitting polynomial and its extrapolation to $x = 0$ in Figure 4. Due to the lower degree of the polynomials, the least-squares polynomials show significantly less oscillations.

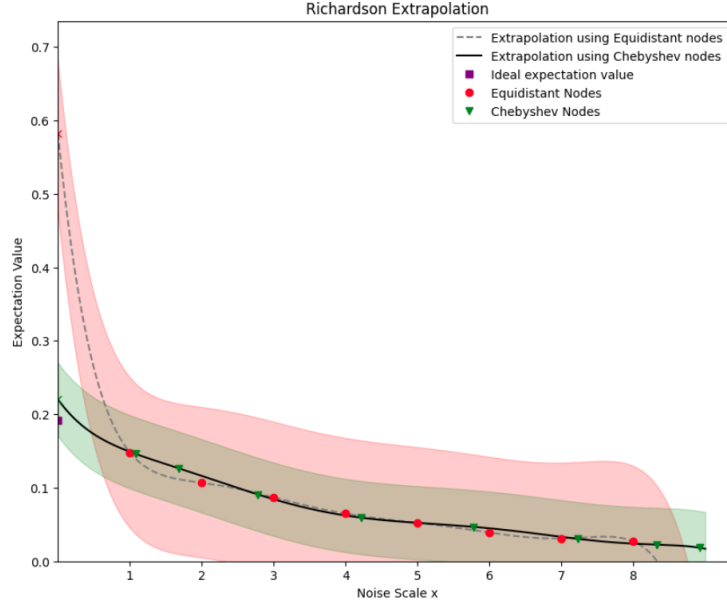


Figure 3: Richardson extrapolation using equidistant and Chebyshev nodes. The ideal zero-noise expectation value is 0.191964, while the extrapolated expectation values using equidistant nodes and Chebyshev nodes are 0.582094, and 0.220317, respectively.

More importantly, compared with the results in Figure 3, the results from least-squares in Figure 4 improve the approximation error for both equidistant and Chebyshev nodes.

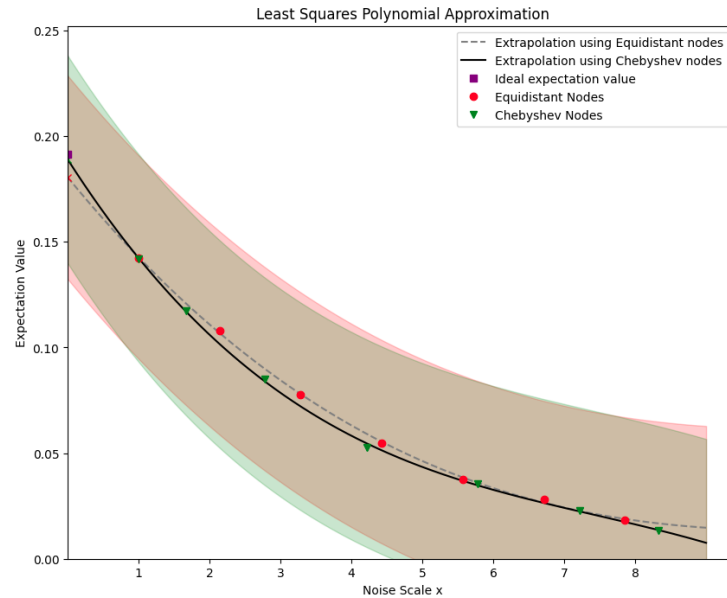


Figure 4: ZNE from the least-square approach (22) using equidistant and Chebyshev nodes. The extrapolated expectation values using equidistant nodes and Chebyshev nodes are 0.188030 and 0.1922923, respectively, while the ideal expectation value is 0.191964.

The choice of the degree of the approximating polynomial. Next, under the previous settings, we fix $n = 20$ Chebyshev nodes $x_j \in [1, 30]$, while varying the degree of the least-squares polynomial from $m = 2$ to $m = 20$. The results in Figure 5 suggest that as the polynomial degree m approaches the number of nodes

($n = 20$), the approximation error increases. In particular, the error is largest when $m = n$. The minimum error is observed at $m = 11$, which, in practice, can be identified using cross-validation. As expected, the error remains lower when the polynomial degree is less than $n - 1$, reinforcing that when $n \gg 1$, lower-degree polynomials that we obtain through least-squares are generally more suitable.

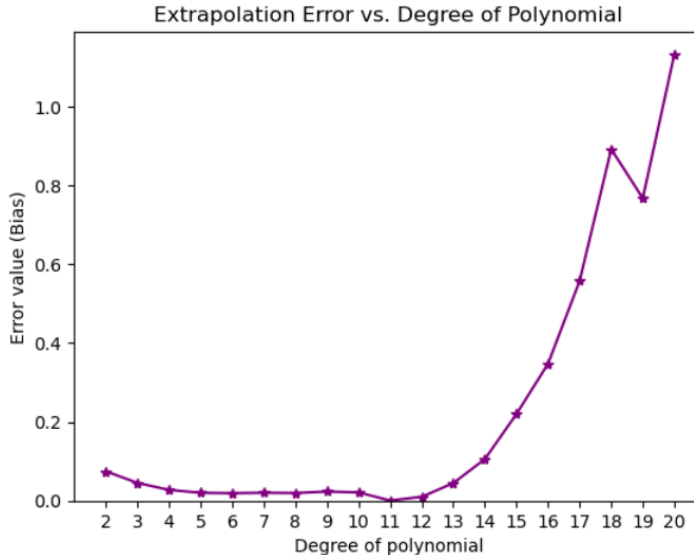


Figure 5: The change of extrapolation error with respect to the degree of the approximating polynomial in the least-square approach (22).

Extrapolation of Trotter error. As mentioned in the introduction, the expectation value of an observable is influenced by both the physical error λ and the Trotter step size τ in the Trotter-Suzuki algorithm. Therefore, the extrapolation methods we consider can be applied with respect to both λ and τ .

To isolate the effect of extrapolation with respect to the Trotter step size, we simulate a set of circuits without physical noise, i.e., $\lambda = 0$. Specifically, we implement the second-order Trotter-Suzuki algorithm with varying step sizes on noiseless circuits. For a total evolution time of $T = 2$, we choose the number of time steps N_T such that $\tau = T/N_T$. The results are presented in Figure 6, where the y -value of each blue point represents the expectation value of a circuit with a corresponding Trotter step size indicated along the x -axis.

As before, we obtain the expectation values by measuring the Pauli X operator on the first qubit of each circuit, with each circuit executed one million times. The extrapolation to $\tau = 0$ is performed using a least-squares fit with a polynomial of degree 5, yielding results that closely agree with the exact expectation value, which we compute directly via matrix exponentiation: $|\psi(t)\rangle = e^{-itH} |\psi(0)\rangle$. More numerical results can be found in [24].

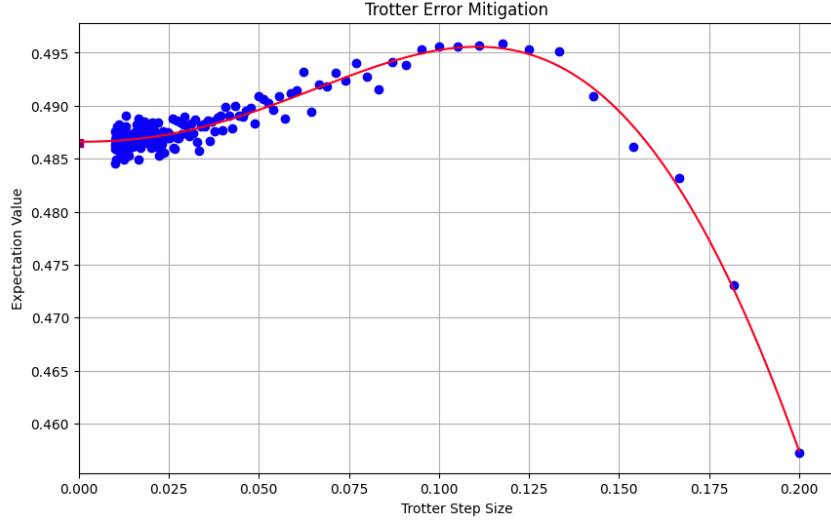


Figure 6: Trotter error mitigation by changing the number of Trotter steps from $N_T = 200$ (step size 0.01) to $N_T = 10$ (step size 0.2), for a total evolution time of $T = 2$. The solid line indicates extrapolation using a polynomial of degree 5. The exact expectation value is 0.486522, while the extrapolated expectation value is 0.48656.

Simultaneous mitigation of circuit and algorithmic errors. The final experiment examines a scenario where both Trotter and physical errors are present. To achieve noise scales $x \geq 1$, we set

$$x = \frac{c}{\lambda_0} \tau^2$$

for some positive constant c . Each combination of step size and corresponding noise level is implemented as a separate circuit.

Here, we measure Z_1 , the Pauli-Z operator on the first qubit, because depolarizing noise tends to drive the expectation value of X_1 to nearly zero, making Z_1 a more informative choice for observing the effects of noise. The dots in Figure 7 represent the measured expectation values, which appear to follow a roughly quadratic trend. By performing a least-squares fit with a degree-5 polynomial, we extrapolate these measurements to approximate the exact expectation value with satisfactory accuracy.

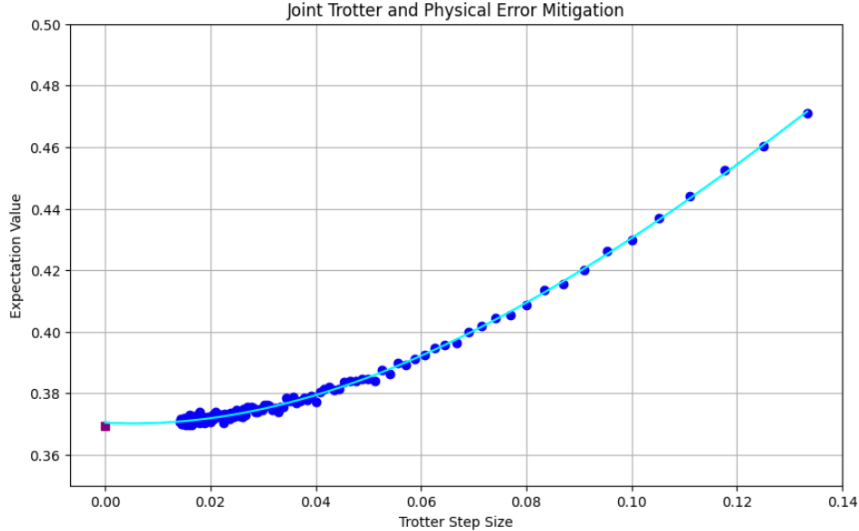


Figure 7: Joint mitigation of Trotter and physical error by varying the number of Trotter steps from 15 to 141, and letting the physical error be $\lambda = c\tau^2$, where $c = 100$, and τ is the Trotter step size. The exact expectation value is 0.3693.

6 Summary and Discussions

This paper provides a detailed analysis of the accuracy of zero-noise extrapolation (ZNE), a widely used quantum error-mitigation strategy. By exploiting properties of the function governing how circuit expectations depend on noise—alongside polynomial approximations—we establish bounds on both the bias and variance of ZNE estimates. These bounds, in turn, lead to a sampling complexity that ensures accurate results with high probability.

Our analysis extends in two important directions. First, we introduce polynomial least-squares approximations that help prevent overfitting and curb the escalation of statistical error. Second, we propose a method that mitigates both algorithmic and circuit errors simultaneously by treating numerical and noise parameters jointly, and we provide rigorous error bounds for this unified approach.

In the broader realm of statistical learning, polynomials constitute only a narrow class of potential function choices. Therefore, it is a promising direction to investigate ZNE using more general function families. For instance, the works in [10, 35] adopted exponential functions that exhibited better performance. Extending our framework to such broader classes presents an intriguing avenue for future research.

Finally, the function properties used in our analysis are relatively crude, as they do not account for specific noise models or observables. Developing more specialized characterizations could yield tighter error bounds and reduce sampling overhead.

Acknowledgments This research is supported by the NSF Grants DMS-2111221 and CCF-2312456.

References

- [1] John Preskill. Quantum computing in the nisq era and beyond. *Quantum*, 2:79, 2018. DOI:10.22331/q-2018-08-06-79.
- [2] Ying Li and Simon C Benjamin. Efficient variational quantum simulator incorporating active error minimization. *Physical Review X*, 7(2):021050, 2017. DOI:10.1103/PhysRevX.7.021050.
- [3] Kristan Temme, Sergey Bravyi, and Jay M Gambetta. Error mitigation for short-depth quantum circuits. *Physical review letters*, 119(18):180509, 2017. DOI:10.1103/PhysRevLett.119.180509.

- [4] Austin G Fowler, Matteo Mariantoni, John M Martinis, and Andrew N Cleland. Surface codes: Towards practical large-scale quantum computation. *Physical Review A—Atomic, Molecular, and Optical Physics*, 86(3):032324, 2012. DOI: [10.1103/PhysRevA.86.032324](https://doi.org/10.1103/PhysRevA.86.032324).
- [5] Goran Lindblad. On the generators of quantum dynamical semigroups. *Communications in mathematical physics*, 48:119–130, 1976. DOI:[10.1007/BF01608499](https://doi.org/10.1007/BF01608499).
- [6] Vittorio Gorini, Andrzej Kossakowski, and Ennackal Chandy George Sudarshan. Completely positive dynamical semigroups of n-level systems. *Journal of Mathematical Physics*, 17(5):821–825, 1976. DOI:[0.1063/1.522979](https://doi.org/10.1063/1.522979).
- [7] Heinz-Peter Breuer and Francesco Petruccione. *The theory of open quantum systems*. OUP Oxford, 2002. DOI:[10.1093/acprof:oso/9780199213900.001.0001](https://doi.org/10.1093/acprof:oso/9780199213900.001.0001).
- [8] Evan Borrás and Milad Marvian. A quantum algorithm to simulate lindblad master equations. *arXiv preprint arXiv:2406.12748*, 2024.
- [9] Ying Li and Simon C. Benjamin. Efficient variational quantum simulator incorporating active error minimization. *Phys. Rev. X*, 7:021050, Jun 2017. DOI:[10.1103/PhysRevX.7.021050](https://doi.org/10.1103/PhysRevX.7.021050).
- [10] Suguru Endo, Simon C Benjamin, and Ying Li. Practical quantum error mitigation for near-future applications. *Physical Review X*, 8(3):031027, 2018. DOI:[10.1103/PhysRevX.8.031027](https://doi.org/10.1103/PhysRevX.8.031027).
- [11] Lewis Fry Richardson. Ix. the approximate arithmetical solution by finite differences of physical problems involving differential equations, with an application to the stresses in a masonry dam. *Philosophical Transactions of the Royal Society of London. Series A, containing papers of a mathematical or physical character*, 210(459-470):307–357, 1911. DOI:[10.1098/rsta.1911.0009](https://doi.org/10.1098/rsta.1911.0009).
- [12] Lewis Fry Richardson and J Arthur Gaunt. Viii. the deferred approach to the limit. *Philosophical Transactions of the Royal Society of London. Series A, containing papers of a mathematical or physical character*, 226(636-646):299–361, 1927. DOI:[10.1098/rsta.1927.0008](https://doi.org/10.1098/rsta.1927.0008).
- [13] Suguru Endo, Qi Zhao, Ying Li, Simon Benjamin, and Xiao Yuan. Mitigating algorithmic errors in a hamiltonian simulation. *Phys. Rev. A*, 99:012334, Jan 2019. DOI:[10.1103/PhysRevA.99.012334](https://doi.org/10.1103/PhysRevA.99.012334).
- [14] Tomochika Kurita, Hammam Qassim, Masatoshi Ishii, Hirotaka Oshima, Shintaro Sato, and Joseph Emerson. Synergetic quantum error mitigation by randomized compiling and zero-noise extrapolation for the variational quantum eigensolver. *Quantum*, 7:1184, November 2023. DOI:[0.22331/q-2023-11-20-1184](https://doi.org/10.22331/q-2023-11-20-1184).
- [15] Almudena Carrera Vazquez, Ralf Hiptmair, and Stefan Woerner. Enhancing the quantum linear systems algorithm using richardson extrapolation. *ACM Transactions on Quantum Computing*, 3(1):1–37, 2022. DOI: [10.48550/arXiv.2009.04484](https://doi.org/10.48550/arXiv.2009.04484).
- [16] Almudena Carrera Vazquez. *Extrapolation methods in Quantum Computing*. PhD thesis, ETH Zurich, 2022.
- [17] Trevor Hastie, Robert Tibshirani, Jerome H Friedman, and Jerome H Friedman. *The elements of statistical learning: data mining, inference, and prediction*, volume 2. Springer, 2009. DOI:[10.1007/978-0-387-84858-7](https://doi.org/10.1007/978-0-387-84858-7).
- [18] Walter Gautschi and Gabriele Inglese. Lower bounds for the condition number of vandermonde matrices. *Numerische Mathematik*, 52(3):241–250, 1987. DOI:[0.1007/BF01398878](https://doi.org/10.1007/BF01398878).
- [19] Ren-Cang Li. Lower bounds for the condition number of a real confluent vandermonde matrix. *Mathematics of computation*, 75(256):1987–1995, 2006. DOI:[0.1090/S0025-5718-06-01856-4](https://doi.org/10.1090/S0025-5718-06-01856-4).
- [20] Tudor Giurgica-Tiron, Yousef Hindy, Ryan LaRose, Andrea Mari, and William J. Zeng. Digital zero noise extrapolation for quantum error mitigation. In *2020 IEEE International Conference on Quantum Computing and Engineering (QCE)*, pages 306–316, 2020. DOI:[10.1109/QCE49297.2020.00045](https://doi.org/10.1109/QCE49297.2020.00045).

- [21] Michael Krebsbach, Björn Trauzettel, and Alessio Calzona. Optimization of richardson extrapolation for quantum error mitigation. *Phys. Rev. A*, 106:062436, Dec 2022. DOI:10.1103/PhysRevA.106.062436.
- [22] Lloyd N. Trefethen. *Approximation Theory and Approximation Practice, Extended Edition*. Society for Industrial and Applied Mathematics, Philadelphia, PA, 2019.
- [23] Andrew M. Childs, Yuan Su, Minh C. Tran, Nathan Wiebe, and Shuchen Zhu. Theory of trotter error with commutator scaling. *Phys. Rev. X*, 11:011020, Feb 2021. DOI:10.1103/PhysRevX.11.011020.
- [24] Gumaro Rendon, Jacob Watkins, and Nathan Wiebe. Improved accuracy for trotter simulations using chebyshev interpolation. *Quantum Journal*, 8:1266, 2024. DOI:10.22331/q-2024-02-26-1266.
- [25] James D Watson and Jacob Watkins. Exponentially reduced circuit depths using trotter error mitigation. *arXiv preprint arXiv:2408.14385*, 2024.
- [26] Ryuji Takagi, Hiroyasu Tajima, and Mile Gu. Universal sampling lower bounds for quantum error mitigation. *Phys. Rev. Lett.*, 131:210602, Nov 2023. DOI:10.1103/PhysRevLett.131.210602.
- [27] Ryuji Takagi, Suguru Endo, Shintaro Minagawa, and Mile Gu. Fundamental limits of quantum error mitigation. *npj Quantum Information*, 8(1):114, 2022. DOI: 10.1038/s41534-022-00618-z.
- [28] Yihui Quek, Daniel Stilek França, Khatri Sumeet, Johannes Jacob Meyer, and Jens Eisert. Exponentially tighter bounds on limitations of quantum error mitigation. *Nature Physics*, 20:1648–1658, 2024. DOI:10.1038/s41567-024-02536-7.
- [29] Ryan LaRose, Andrea Mari, Sarah Kaiser, Peter J Karalekas, Andre A Alves, Piotr Czarnik, Mohamed El Mandouh, Max H Gordon, Yousef Hindy, Aaron Robertson, et al. Mitiq: A software package for error mitigation on noisy quantum computers. *Quantum*, 6:774, 2022. DOI:10.22331/q-2022-08-11-774.
- [30] Avram Sidi. *Practical Extrapolation Methods: Theory and Applications*. Cambridge University Press, 2003. DOI:10.1017/CBO9780511546815.
- [31] Kendall Atkinson. *An introduction to numerical analysis*. John wiley & sons, 1991.
- [32] Carl Runge. Über empirische funktionen und die interpolation zwischen äquidistanten ordinaten. *Zeitschrift für Mathematik und Physik*, vol. 46, pp. 224–243, 1901.
- [33] Laurent Demanet and Alex Townsend. Stable extrapolation of analytic functions. *Foundation of Computational Mathematics*, 19:297–331, 2016. DOI:10.1007/s10208-018-9384-1.
- [34] Laurent Demanet and Lexing Ying. On chebyshev interpolation of analytic functions. *preprint*, 2010.
- [35] Zhenyu Cai. Multi-exponential error extrapolation and combining error mitigation techniques for nisq applications. *npj Quantum Information*, 7(1):80, 2021. DOI:10.1038/s41534-021-00404-3.
- [36] J.C. Mason and D.C. Handscomb. *Chebyshev Polynomials (1st ed.)*. Chapman and Hall/CRC, 2002. DOI:10.1201/9781420036114.
- [37] John P Boyd. *Chebyshev and Fourier spectral methods*. Courier Corporation, 2001.
- [38] Ernst Hairer, Marlis Hochbruck, Arieh Iserles, and Christian Lubich. Geometric numerical integration. *Oberwolfach Reports*, 3(1):805–882, 2006. DOI:10.14760/OWR-2006-14.
- [39] James D Watson. Randomly compiled quantum simulation with exponentially reduced circuit depths. *arXiv preprint arXiv:2411.04240*, 2024.
- [40] Ali Javadi-Abhari, Matthew Treinish, Kevin Krsulich, Christopher J. Wood, Jake Lishman, Julien Gacon, Simon Martiel, Paul D. Nation, Lev S. Bishop, Andrew W. Cross, Blake R. Johnson, and Jay M. Gambetta. Quantum computing with qiskit, 2024. arXiv:2405.08810v3.

- [41] Abdolhossein Hoorfar and Mehdi Hassani. Inequalities on the lambert function and hyperpower function. *JIPAM. Journal of Inequalities in Pure & Applied Mathematics [electronic only]*, 9(2):Paper No. 51, 5 p., electronic only–Paper No. 51, 5 p., electronic only, 2008. DOI:eudml.org/doc/130024.
- [42] Neal L Carothers. A short course on approximation theory. *Bowling Green State University, Bowling Green, OH*, 38, 1998.
- [43] Wassily Hoeffding. Probability inequalities for sums of bounded random variables. *The collected works of Wassily Hoeffding*, pages 409–426, 1994.

7 Appendix

A Bias Error Analysis

In this section, we prove the theorems related to the bias bounds. We use the following lemma in our analysis.

Lemma 1. For $0 < \varepsilon < e^{-e}$, if $a \leq e^{-1}$, and $n = \Omega\left(\frac{\log(1/\varepsilon)}{\sqrt{\log \log(1/\varepsilon)}}\right)$, then $\frac{a^n}{n!} \leq \varepsilon$.

Proof. For large enough n , $n \geq \frac{\log(1/\varepsilon)}{\sqrt{\log \log(1/\varepsilon)}}$, we let $y := \log n$, and $x := \log \frac{1}{\varepsilon}$. Then, $\log x - \frac{1}{2} \log \log x \leq y$. For $\varepsilon < e^{-e}$, that is, for $x > e$, we have the following inequality [41] for the Lambert-W function

$$W_0(x) \leq \log x - \frac{1}{2} \log \log x, \quad (43)$$

implying that $W_0(x) \leq y$. Since $W_0(x)$ is increasing on $x > e$, there exists $x' \geq x$ such that $y = W_0(x')$. By definition of Lambert-W function, $ye^y = x'$. This implies, $ye^y \geq x$, i.e., $n \log n \geq \log(1/\varepsilon)$, which is equivalent to $\frac{1}{n^n} \leq \varepsilon$. Since $a \leq e^{-1}$, using Stirling's approximation, we conclude that $\frac{a^n}{n!} \leq \varepsilon$. \square

Remark 1. If the assumption on a in Lemma 1 does not hold, i.e., $a > e^{-1}$, then we can still show that for $n = \Omega\left(\frac{\log(1/\varepsilon)}{\sqrt{\log \log(1/\varepsilon) - \log(ae)}}\right)$, $\frac{a^n}{n!} \leq \varepsilon$. The proof is the same as Lemma 1 except we set $x := \frac{\log(1/\varepsilon)}{ae}$, $y := \log \frac{n}{ae}$, and they satisfy the inequality $\log x - \frac{1}{2} \log \log x \leq y$.

Remark 2. The analysis in this Lemma is typically applied to a regime where $\varepsilon \rightarrow 0$. Another important regime is where ε fixed, while $a \gg 1$. Again by using the Lambert W function, we find that,

$$n \log \frac{n}{ae} = \log \frac{1}{\varepsilon} \Rightarrow \log \frac{n}{ae} = W_0\left(\frac{\log \frac{1}{\varepsilon}}{ae}\right).$$

Again, we fix $\varepsilon < 1$, and consider $a \gg 1$. Using $W_0(x) \leq \log(x+1)$ (from [41, Theorem 2.3] by setting $y = 1$), we find that

$$\log \frac{n}{ae} = \Omega\left(\frac{\log \frac{1}{\varepsilon}}{ae}\right) \Rightarrow n = \Omega\left(ae\varepsilon^{-(1/ae)}\right). \quad (44)$$

Consequently, n will mainly scale linearly with a .

Theorem 1. Let $\{x_j\}_{j=0}^n$ be a set of equidistant nodes according to (12), and let $p_n(x)$ be the degree- n polynomial interpolating the function f at these points. Under assumption (10), $\forall 0 < \varepsilon < e^{-e}$, if $M \leq B^{-B/(B-1)}$, and $n = \Omega\left(\frac{\log(1/\varepsilon)}{\sqrt{\log \log(1/\varepsilon)}}\right)$, then $|f(0) - p_n(0)| < \varepsilon$.

Proof. Let $n_0 = \frac{n}{B-1}$. By (11), $|f(0) - p_n(0)| \leq C \frac{M^{n+1}}{(n+1)!} \prod_{j=0}^n x_j$, and for equidistant nodes, $\prod_{j=0}^n x_j = \frac{(n_0 + n)!}{n_0! n_0^n}$. Now, the error becomes

$$\frac{M^{n+1}}{(n+1)!} \prod_{j=0}^n x_j = M^{n+1} \frac{(n_0 + n)!}{(n+1)! n_0! n_0^n}. \quad (45)$$

Using Stirling's approximation, $n! \approx \sqrt{2\pi n} \left(\frac{n}{e}\right)^n$, we can simplify the factorial term.

$$\frac{M^{n+1}}{(n+1)!} \prod_{j=0}^n x_j \approx e \left(\frac{M}{n+1}\right)^{n+1} \sqrt{\frac{n_0+n}{2\pi n_0(n+1)}} \left(\frac{n_0+n}{n_0}\right)^{n_0+n}. \quad (46)$$

Since $\sqrt{\frac{n_0+n}{2\pi n_0(n+1)}} \leq 1$, we have

$$\frac{M^{n+1}}{(n+1)!} \prod_{j=0}^n x_j \leq e \left(\frac{M}{n+1}\right)^{n+1} \left(1 + \frac{n}{n_0}\right)^{n_0+n}. \quad (47)$$

Moreover, $n_0 = \frac{n}{B-1}$, then we can simplify the interpolation error to

$$\frac{M^{n+1}}{(n+1)!} \prod_{j=0}^n x_j \approx e \left(\frac{M}{n+1}\right)^{n+1} B^{(nB/(B-1))} \leq e \left(\frac{MB^{B/(B-1)}}{n+1}\right)^{n+1}. \quad (48)$$

Using Stirling's formula again, we get

$$\frac{M^{n+1}}{(n+1)!} \prod_{j=0}^n x_j \approx \sqrt{2\pi(n+1)} \frac{\left(\frac{MB^{B/(B-1)}}{e}\right)^{n+1}}{(n+1)!}. \quad (49)$$

Invoking Lemma 1, and since $n = \Omega\left(\frac{\log(1/\varepsilon)}{\sqrt{\log \log(1/\varepsilon)}}\right)$, and $M \leq B^{-B/(B-1)}$, the proof is complete. \square

We proceed by establishing an analogous result for interpolation using Chebyshev nodes.

Theorem 2. *Let $\{x_j\}_{j=0}^n$ be a set of Chebyshev nodes in the interval $[1, B]$, $B > 1$, and let $p_n(x)$ be a degree- n polynomial interpolating the function f at these points. Under assumption (10), for $0 < \varepsilon < e^{-e}$, if $M \leq 4/((B-1)\varepsilon\kappa^2)$, and $n = \Omega\left(\frac{\log(1/\varepsilon)}{\sqrt{\log \log(1/\varepsilon)}}\right)$, then $|f(0) - p_n(0)| < \varepsilon$.*

Proof. By inequality (11), $|f(0) - p_n(0)| \leq C \frac{M^{n+1}}{(n+1)!} \prod_{j=0}^n x_j$. For Chebyshev nodes, equations (15), and (16) imply that

$$\left| \prod_{j=0}^n x_j \right| \leq 2 \left(\frac{B-1}{4}\right)^{n+1} |\tilde{T}_{n+1}(0)|. \quad (50)$$

We note that $\tilde{T}_{n+1}(0) = T_{n+1}\left(-\frac{B+1}{B-1}\right)$. For every $x \in \mathbb{R}$ it can be proved that [42]

$$T_n(x) = \frac{1}{2}[(x + \sqrt{x^2 - 1})^n + (x - \sqrt{x^2 - 1})^n] \quad (51)$$

In particular, for all $x < 0$, the following inequality is true

$$T_n(x) \leq \left|x - \sqrt{x^2 - 1}\right|^n. \quad (52)$$

In our problem, $x = -1 - z$, where $z = \frac{2}{B-1} \in \mathbb{R}^+$. Therefore,

$$T_n(-1 - z) \leq |1 + z + \sqrt{z^2 + 2z}|^n = \left|\sqrt{\frac{z}{2}} + \sqrt{1 + \frac{z}{2}}\right|^{2n},$$

which implies,

$$\left|\tilde{T}_n(0)\right| \leq \kappa^{2n}. \quad (53)$$

The last inequality and (50), along with definition (17) result in the following bound,

$$\frac{M^{n+1}}{(n+1)!} \prod_{j=0}^n x_j \leq \frac{2}{(n+1)!} \left(\frac{M(B-1)\kappa^2}{4} \right)^{n+1}. \quad (54)$$

Since $\frac{M(B-1)}{4}\kappa^2 \leq e^{-1}$, and $n = \Omega\left(\frac{\log(1/\varepsilon)}{\sqrt{\log \log(1/\varepsilon)}}\right)$, Lemma 1 implies that $\frac{M^{n+1}}{(n+1)!} \prod_{j=0}^n x_j < \varepsilon$. \square

To find the optimal degree for the polynomial p_m , we continue with the following lemma in order to apply the approximation methods in [22].

Lemma 2. *Let $f(x)$ be an analytic function on the interval $[1, B]$ with $B > 1$, under the condition (10). For every $k \geq 1$, $f^{(k)}$ is of bounded variation, and f and its derivatives up to $f^{(k)}$ are absolutely continuous on $[1, B]$.*

Proof. For every $k \geq 1$, and sub-intervals $[a_i, b_i]$ of $[1, B]$, $\|f^{(k+1)}\|_1 = \int_{a_i}^{b_i} |f^{(k+1)}(x)| dx \leq CM^{(k+1)}(b_i - a_i)$. That is, the L_1 -norm of the derivative of $f^{(k)}$ is finite, which means $f^{(k)}$ is a function of bounded variation.

For all $k \geq 1$, $f^{(k)}$ is bounded on $[1, B]$. This implies f , and its derivatives up to $f^{(k)}$ are Lipschitz continuous, which in turn results in them being continuous. \square

We can now derive the bound for the degree of p_m , when the bias is less than ε , under the following conditions.

Theorem 6. *Let $f(x)$ be under the condition (10), for $M < 1$, and let $p_m(x)$ denote a polynomial of degree $m \leq n$ obtained through the least squares approximation of f , interpolating the function f at a set of Chebyshev nodes in the interval $[1, B]$, $B > 1$. For every $\varepsilon > 0$, $|p_m(0) - f(0)| < \varepsilon$ holds, provided that $\kappa \leq M^{-\mu m/2n}$ for some $\mu \in (0, 1)$, and*

$$m = \Omega\left(\frac{\log(C'/\varepsilon)}{(1-\mu)\log(1/M)}\right),$$

where $C' = \frac{2(B-1)CM}{\pi} \left(\frac{1}{1-M\kappa^2} + \frac{1}{1-M}\right)$.

Proof. Using the equations (26), and (27), $f(0) = \sum_{k=0}^{\infty} a_k \tilde{\tau}_k(0)$, and $p_m(0) = \sum_{k=0}^m c_k \tilde{\tau}_k(0)$. Theorem 4.1, and 4.2 from [22] prove that

$$p_m(0) - f(0) = \sum_{k=m+1}^{\infty} a_k (\tilde{\tau}_k(0) - \tilde{\tau}_t(0)), \quad (55)$$

where $t = |(k+n-1) \pmod{2n} - (n-1)|$ is a number in the range $0 \leq t \leq n$. We note that the above equation also holds in the least squares problem, since p_m is in essence, an interpolating polynomial of degree m . It follows from Lemma 2, and Theorem 7.1 in [22] that for all $k \geq 0$,

$$|a_k| \leq \frac{\sqrt{2n+2}}{\pi} (B-1)CM^k, \quad (56)$$

where $(B-1)CM^k$ is the bounded variation of $f^{(k-1)}$, and $\sqrt{2n+2}$ is due to the normalization term for the Chebyshev polynomials in (23). By (53), and (23), for $k \geq 1$ we have $|\tilde{\tau}_k(0)| \leq \sqrt{\frac{2}{n+1}}\kappa^{2k}$. Since $t \leq n$, $|\tilde{\tau}_t(0)| \leq \sqrt{\frac{2}{n+1}}\kappa^{2n}$. Applying the geometric series results in

$$|p_m(0) - f(0)| \leq \frac{2(B-1)C}{\pi} M^{m+1} \left(\frac{\kappa^{2m+2}}{1-M\kappa^2} + \frac{\kappa^{2n}}{1-M} \right). \quad (57)$$

Since $\kappa \leq M^{-\mu m/2n}$, and $m + 1 \leq n$, we can simplify the right hand side further

$$|p_m(0) - f(0)| \leq \frac{2(B-1)CM}{\pi} M^{(1-\mu)} \left(\frac{1}{1-M\kappa^2} + \frac{1}{1-M} \right). \quad (58)$$

By the assumption that $m = \Omega\left(\frac{2\log(C'/\varepsilon)}{(1-\mu)\log(1/M)}\right)$, and $C' = \frac{2(B-1)CM}{\pi}(\frac{1}{1-M\kappa^2} + \frac{1}{1-M})$, we conclude that $|p_m(0) - f(0)| < \varepsilon$. \square

We also established a bound on the bias arising from the simultaneous mitigation of circuit noise and algorithmic error in the Trotter decomposition, leading to the following theorem:

Theorem 9. *Let ρ be the density matrix in the modified Lindblad equation (38), and $f(\lambda) = \text{tr}(\rho(t, \lambda)A)$. Also, let $p_n(x)$ denote the polynomial interpolant of f , where f and p_n coincide on Chebyshev nodes $\{x_i\}_{i=0}^n$ in the interval $[1, B]$, $B > 1$. If $n = \Omega\left(\log \varepsilon / \log\left(\frac{(B-1)e\kappa^2\theta}{4(1-\lambda\theta)}\right)\right)$, then $|f(0) - p_n(0)| < \varepsilon$.*

Proof. By Eq. (9) the interpolation error is $f(0) - p_n(0) = (-1)^n f^{(n+1)}(\xi) \frac{\prod_{j=0}^n x_j}{(n+1)!}$, then

$$|f(0) - p_n(0)| \leq \frac{|f^{(n+1)}(\xi)| \left| \prod_{j=0}^n x_j \right|}{(n+1)!}. \quad (59)$$

Lemma 6 implies that $|f^{(n)}(\lambda)| \leq C\|A\| \frac{\theta^n}{(1-\lambda\theta)^n} n^n$, and inequality (54) implies that $\left| \prod_{j=0}^n x_j \right| \leq 2\left(\frac{(B-1)\kappa^2}{4}\right)^{n+1}$.

Together with Stirling's formula, we conclude that

$$|f(0) - p_n(0)| \leq \frac{C\|A\|}{\sqrt{2\pi(n+1)}} \left(\frac{(B-1)e\kappa^2\theta}{4(1-\lambda\theta)}\right)^{n+1}. \quad (60)$$

Since $n = \Omega\left(\log \varepsilon / \log\left(\frac{(B-1)e\kappa^2\theta}{4(1-\lambda\theta)}\right)\right)$, $|f(0) - p_n(0)| < \varepsilon$. \square

B Statistical Error Analysis

As mentioned in the main text, to derive an upper bound for the variance of the approximation, it suffices to bound $\|\gamma\|_1$.

Theorem 3. *Let $\{x_j\}_{j=0}^n$ be a set of equidistant nodes according to (12). Then, the following holds:*

$$\|\gamma\|_1 = O\left(\left(\frac{2Be}{B-1}\right)^n\right).$$

Proof. By definition (7), we have, $\gamma_j = \prod_{\substack{k=0 \\ k \neq j}}^n \frac{h+k}{k-j}$. Simplifying it results in

$$\gamma_j = \frac{(-1)^j n!}{(h+j)j!(n-j)!} \frac{\prod_{k=0}^n (h+k)}{n!}. \quad (61)$$

Let $c_{n,h} := \frac{\prod_{k=0}^n (h+k)}{n!}$, then we have, $\gamma_j = \frac{(-1)^j}{h+j} c_{n,h} \binom{n}{j}$, yielding the bound

$$\|\gamma\|_1 = c_{n,h} \sum_{j=0}^n \frac{\binom{n}{j}}{h+j} \leq \frac{c_{n,h} \sum_{j=0}^n \binom{n}{j}}{h} = \frac{2^n c_{n,h}}{h}. \quad (62)$$

Using Stirling's formula, and considering the fact that $h = \frac{n}{B-1}$, we get

$$c_{n,h} \leq \frac{(h+n)^{n+1}}{n!} \leq \frac{h^{n+1} B^{n+1}}{n!}. \quad (63)$$

Consequently, we obtain,

$$\|\gamma\|_1 \leq B \left(\frac{2Be}{B-1} \right)^n \quad (64)$$

□

To evaluate the effect of the distribution of nodes on variance, we also compute $\|\gamma\|_1$ for the Chebyshev points, leading to the following theorem.

Theorem 4. *Let $\{x_j\}_{j=0}^n$ be the Chebyshev nodes in the interval $[1, B]$, where $B > 1$. Then, we have the bound:*

$$\|\gamma\|_1 = O(\kappa^{2n}),$$

where κ is defined in (17).

Proof. Let $\Phi_{j,n+1}(x) := \prod_{j=0}^n (x - x_j)$, where $x \in \mathbb{R}$. The j -th Lagrange basis polynomial can be written as follows:

$$L_j(x) = \begin{cases} 1, & \text{if } x = x_j, \\ \frac{\Phi_{j,n+1}(x)}{(x-x_j)\Phi'_{j,n+1}(x_j)}, & \text{if } x \neq x_j. \end{cases} \quad (65)$$

For $x_j \in [1, B]$, since $\gamma_j = L_j(0)$, Eq. (16) implies that

$$\gamma_j = \frac{\tilde{T}_{n+1}(0)}{-x_j \tilde{T}'_{n+1}(0)}. \quad (66)$$

From (15) we have $\tilde{T}_n(0) = T_n(-\frac{B+1}{B-1})$. Also, for $y \in [-1, 1]$, $T_{n+1}(y) = \cos((n+1) \arccos y)$, then a direct calculation yields that

$$T'_{n+1}(y_j) = -\frac{n+1}{\sqrt{1-y_j^2}} \sin((n+1) \arccos y_j) \Rightarrow |T'_{n+1}(y_j)| = \frac{n+1}{\left| \sin\left(\frac{2j+1}{n+1} \frac{\pi}{2}\right) \right|} \geq n+1. \quad (67)$$

Together with the observation that $|x_j| \geq 1$ ($x_j = \phi(y_j)$ as in (14)), and equation (53) we have,

$$|\gamma_j| \leq \frac{1}{n+1} \left(\frac{\sqrt{B}+1}{\sqrt{B}-1} \right)^{2(n+1)} \Rightarrow \sum_{j=0}^n |\gamma_j| \leq \kappa^{2n+2}. \quad (68)$$

□

Theorem 7. *Let $\{x_j\}_{j=0}^n$ be the Chebyshev nodes in the interval $[1, B]$, where $B > 1$, and $\{\tilde{\tau}_k(x)\}_{k=0}^m$ be the set of shifted rescaled Chebyshev polynomials of the first kind. Then, we have the bound,*

$$\|\gamma\|_1 = O(\kappa^{2m}). \quad (69)$$

Proof. Using (23), $|\tilde{\tau}_k(x_i)| \leq \sqrt{\frac{2}{n+1}}$, and by (53), $|\tilde{\tau}_k(0)| \leq \sqrt{\frac{2}{n+1}} \kappa^{2k}$. Thus, Eq. (33) implies that

$$\|\gamma\|_1 = \sum_{i=0}^n \sum_{k=0}^m |\tilde{\tau}_k(x_i)| |\tilde{\tau}_k(0)| = \sum_{k=0}^m \sum_{i=0}^n |\tilde{\tau}_k(x_i)| |\tilde{\tau}_k(0)|. \quad (70)$$

Applying Cauchy-Schwarz inequality leads to $\sum_{i=0}^n |\tilde{\tau}_k(x_i)| \leq \left(\sum_{i=0}^n \tilde{\tau}_k^2(x_i) \right)^{1/2} \left(\sum_{i=0}^n 1 \right)^{1/2}$. It follows that,

$$\|\gamma\|_1 = \sqrt{2} \sum_{k=0}^m \kappa^{2k} = \sqrt{2} \frac{\kappa^{2m+2} - 1}{\kappa^2 - 1}. \quad (71)$$

Consequently, $\|\gamma\|_1 = O(\kappa^{2m})$. \square

C Bounding Sampling Complexity

To bound the sampling complexity in terms of bias and statistical error, we begin by stating Hoeffding's inequality for bounded random variables Under a[43].

Let X_1, \dots, X_{N_S} be independent random variables satisfying $a_i \leq X_i \leq b_i$ almost surely. Consider their sum,

$$S_{N_S} = X_1 + \dots + X_{N_S}.$$

Hoeffding's inequality Under a[43] states that for every $t > 0$,

$$\mathbb{P}(|S_{N_S} - \mathbb{E}[S_{N_S}]| \geq t) \leq 2 \exp\left(-\frac{2t^2}{\sum_{i=1}^{N_S} (b_i - a_i)^2}\right). \quad (72)$$

Theorem 5. Let f , and $p_n(x)$ be as in Eq. (4) and Eq. (5) respectively. Under assumption (10), $\forall 0 < \varepsilon < e^{-e}, 0 < \delta < 1$, the error bound $|p_n(0) - f(0)| < \varepsilon$ holds with probability at least $1 - \delta$ if $n = \Omega(\log \frac{1}{\varepsilon})$, and the number of samples N_S satisfies either one of the following conditions:

1. $\{x_j\}_{j=0}^n$ is a set of equidistant nodes according to (12), $M \leq B^{-B/(B-1)}$, and

$$N_S = \Omega\left(\alpha^2 \varepsilon^{-(2 + \frac{4Be}{B-1})} \log \frac{2}{\delta}\right).$$

2. $\{x_j\}_{j=0}^n$ is a set of Chebyshev nodes in the interval $[1, B]$, $M \leq 4/((B-1)\varepsilon\kappa^2)$, and

$$N_S = \Omega\left(\alpha^2 \varepsilon^{-(2+4 \log \kappa)} \log \frac{2}{\delta}\right).$$

Proof. Let the random variable associated with each measurement be X_j^i ($i = 1, \dots, N_S$). Since $\|A\|_\infty \leq \alpha$,

$$|X_i| \leq \frac{\alpha \sum_{j=0}^n |\gamma_j|}{N_S}. \quad (73)$$

Define $S_{N_S} := \sum_{i=1}^{N_S} X_i$, then, $\mathbb{E}(S_{N_S}) = p_n(0)$, and $|S_{N_S}| \leq \alpha \sum_{j=0}^n |\gamma_j|$. Hoeffding inequality (72) implies,

$$\mathbb{P}(|S_{N_S} - \mathbb{E}(S_{N_S})| \geq \varepsilon) \leq 2 \exp\left(-\frac{\varepsilon^2 N_S}{2\alpha^2 \left(\sum_{j=0}^n |\gamma_j|\right)^2}\right). \quad (74)$$

We want $\delta > 0$, such that $\mathbb{P}(|S_{N_S} - \mathbb{E}(S_{N_S})| \geq \varepsilon) \leq \delta$, which is possible when $2 \exp\left(-\frac{\varepsilon^2 N_S}{2\alpha^2 \left(\sum_{j=0}^n |\gamma_j|\right)^2}\right) \leq \delta$.

As defined earlier, $\|\gamma\|_1 = \sum_{j=0}^n |\gamma_j|$. It changes according to the distribution of nodes:

1. Equidistant nodes: For $0 < \varepsilon < e^{-e}$,

$$\log\left(\frac{1}{\varepsilon}\right) \geq \frac{\log(1/\varepsilon)}{\sqrt{\log \log(1/\varepsilon)}},$$

from which it follows $n = \Omega\left(\frac{\log(1/\varepsilon)}{\sqrt{\log \log(1/\varepsilon)}}\right)$. Thus, $|p_n(0) - f(0)| < \varepsilon$ by Theorem 1, since $M \leq B^{-B/(B-1)}$, and $n = \Omega\left(\frac{\log(1/\varepsilon)}{\sqrt{\log \log(1/\varepsilon)}}\right)$. Following Theorem 3, $\|\gamma\|_1 = O\left(\left(\frac{2Be}{B-1}\right)^n\right)$, then

$$2 \exp\left(-\frac{\varepsilon^2 N_S}{2\alpha^2 \|\gamma\|_1^2}\right) \leq 2 \exp\left(-\frac{\varepsilon^2 N_S}{2\alpha^2 \left(\frac{2Be}{B-1}\right)^{2n}}\right) \leq \delta. \quad (75)$$

From the right inequality, we get

$$N_S \geq \frac{2\alpha^2 \left(\frac{2Be}{B-1}\right)^{2n} \log \frac{2}{\delta}}{\varepsilon^2}. \quad (76)$$

Since $n = \Omega\left(\log\left(\frac{1}{\varepsilon}\right)\right)$, $N_S \geq \frac{(2\alpha^2 \log \frac{2}{\delta}) \left(\frac{2Be}{B-1}\right)^{2 \log(1/\varepsilon)}}{\varepsilon^2}$. By simplifying we get,

$$N_S \geq (2\alpha^2 \log \frac{2}{\delta}) \varepsilon^{-2 - \frac{4Be}{B-1}}. \quad (77)$$

2. Chebyshev nodes: By Theorem 2, for $0 < \varepsilon < e^{-e}$, $|p_n(0) - f(0)| < \varepsilon$, since $M \leq 4/((B-1)e\kappa^2)$, and $n = \Omega\left(\frac{\log(1/\varepsilon)}{\sqrt{\log \log(1/\varepsilon)}}\right)$. By Theorem 4, $\|\gamma\|_1 = O(\kappa^{2n})$, then

$$2 \exp\left(-\frac{\varepsilon^2 N_S}{2\alpha^2 \|\gamma\|_1^2}\right) \leq 2 \exp\left(-\frac{\varepsilon^2 N_S}{2\alpha^2 \kappa^{4n}}\right) \leq \delta. \quad (78)$$

It follows that $N_S \geq \frac{2\alpha^2 \kappa^{4n} \log \frac{2}{\delta}}{\varepsilon^2}$. This yields the bound,

$$N_S \geq (2\alpha^2 \log \frac{2}{\delta}) \varepsilon^{-2 - 4 \log \kappa}. \quad (79)$$

In both cases $|p_n(0) - f(0)| \leq |S_{N_S} - \mathbb{E}(S_{N_S})|$. Therefore, $|p_n(0) - f(0)| < \varepsilon$, with probability $1 - \delta$. \square

Similarly, we determine the required number of samples when we extrapolate using least squares as follows.

Theorem 8. Let f , and $p_n(x)$ be as in Eq. (4) and Eq. (27) respectively. Under assumption (10), $\forall 0 < \varepsilon, 0 < \delta < 1$, the error bound $|p_n(0) - f(0)| < \varepsilon$ holds with probability at least $1 - \delta$ if $\kappa \leq M^{-\mu m/2n}$ for $\mu \in (0, 1)$, $m = \Omega\left(\frac{\log(C'/\varepsilon)}{(1-\mu) \log(1/M)}\right)$, and the number of samples N_S satisfies the following condition:

$$N_S = \Omega\left(\left(2\alpha^2 \kappa^{\log C'/(1-\mu)} \log \frac{2}{\delta}\right) \varepsilon^{-2 - \log \kappa/(1-\mu)}\right),$$

where $C' = \frac{2(B-1)CM}{\pi} \left(\frac{1}{1-M\kappa^2} + \frac{1}{1-M}\right)$.

Proof. The idea is similar to the proof of Theorem 5. Using Theorem 6, for every $\varepsilon > 0$, $|p_m(0) - f(0)| < \varepsilon$, if $\kappa \leq M^{-\mu m/2n}$ for $\mu \in (0, 1)$, and $m = \Omega\left(\frac{\log(C'/\varepsilon)}{(1-\mu) \log(1/M)}\right)$. Theorem 7 implies that $\|\gamma\|_1 = O(\kappa^{2m})$.

Let the random variable associated with each measurement be X_j^i (with $i = 1, \dots, N_S$). We continue as in the proof of Theorem 5, and define $S_{N_S} := \sum_{i=1}^{N_S} X_i$. Thus, $\mathbb{E}(S_{N_S}) = p_n(0)$, and $|S_{N_S}| \leq \alpha \sum_{j=0}^n |\gamma_j|$. Using Hoeffding's inequality (72), we want to find N_S , such that for $\delta > 0$,

$$\mathbb{P}(|S_{N_S} - \mathbb{E}(S_{N_S})| \geq \varepsilon) \leq 2 \exp\left(-\frac{\varepsilon^2 N_S}{2\alpha^2 \|\gamma\|_1^2}\right) \leq \delta. \quad (80)$$

It follows that,

$$2 \exp\left(-\frac{\varepsilon^2 N_S}{2\alpha^2 \|\gamma\|_1^2}\right) \leq 2 \exp\left(-\frac{\varepsilon^2 N_S}{2\alpha^2 \kappa^{2m}}\right) \leq \delta. \quad (81)$$

From the right inequality, we have,

$$N_S \geq \frac{2\alpha^2 \kappa^{2m} \log \frac{2}{\delta}}{\varepsilon^2}. \quad (82)$$

Since $m = \Omega\left(\frac{\log(C'/\varepsilon)}{(1-\mu)\log(1/M)}\right)$, the above inequality can be written as:

$$N_S \geq 2\alpha^2 \kappa^{\log C'/(1-\mu)} \log \frac{2}{\delta} \varepsilon^{-2-\log \kappa/(1-\mu)}. \quad (83)$$

□

D Derivative Bounds for Expectation Values

Following the Lindblad equation (1), we write the equation for the density operator as

$$\frac{\partial}{\partial t} \rho(t) = -i[H(t), \rho(t)] + \lambda \mathcal{L}(\rho(t)), \quad (84)$$

where \mathcal{L} is a linear operator, and $\lambda := \lambda_0 x$ is the noise strength, for $x \in [1, \infty)$. Let $\Gamma_1(t) := \frac{\partial \rho(t)}{\partial x}$ be the first-order derivative of ρ with respect to x , then,

$$\frac{d}{dt} \Gamma_1(t) = -i[H(t), \Gamma_1(t)] + \lambda \mathcal{L}(\Gamma_1(t)) + \lambda_0 \mathcal{L}(\rho(t)). \quad (85)$$

By definition

$$\Gamma_1(0) = 0. \quad (86)$$

Using the generator of Markovian dynamics \mathcal{L}_I of Eq. (1), we can rewrite (84) as

$$\frac{d}{dt} \Gamma_1(t) = \mathcal{L}_I \Gamma_1(t) + \lambda_0 \mathcal{L}(\rho(t)). \quad (87)$$

Then by Duhamel's principle, one has

$$\Gamma_1(t) = \int_0^t e^{(t-t_0)\mathcal{L}_I} (\lambda_0 \mathcal{L}(\rho(t_0))) dt_0. \quad (88)$$

More generally, let $\Gamma_k(t) := \frac{\partial^k \rho(t)}{\partial x^k}$ denote the k -th derivative of ρ with respect to x . Then, by induction for a positive integer k , we have,

$$\frac{d}{dt} \Gamma_k(t) = \mathcal{L}_I(\Gamma_k(t)) + k\lambda_0 \mathcal{L}(\Gamma_{k-1}(t)), \quad (89)$$

where $\Gamma_0(t) := \rho(t, \lambda)$. Since the right-hand side of the equation above still depends on Γ_{k-1} , we can apply Duhamel's principle recursively to obtain the following

$$\Gamma_k(t) := \int_0^t \int_0^{t_{k-1}} \dots \int_0^{t_1} \lambda_0^k k! e^{(t-t_{k-1})\mathcal{L}_I} \mathcal{L} \dots e^{(s_1-t_0)\mathcal{L}_I} \mathcal{L} \rho_\lambda(t_0) dt_0 dt_1 \dots dt_{k-1}. \quad (90)$$

Now we can bound Γ_k directly as

$$\|\Gamma_k\| \leq \int_{0 \leq t_1 \leq \dots \leq t_{k-1} \leq t} \lambda_0^k k! \|\mathcal{L}\|^k dt_0 dt_1 \dots dt_{k-1}. \quad (91)$$

Thus, we arrive at a specific bound,

$$\|\Gamma_k\| \leq \lambda_0^k \|\mathcal{L}\|^k t^k. \quad (92)$$

By definition, $f^{(k)}(\lambda_0 x) := \frac{\partial^k}{\partial x^k} f(\lambda_0 x) = \text{tr}(\Gamma_k(t)A)$, then

$$|\text{tr}(\Gamma_k(t)A)| \leq \|\Gamma_k\| \|A\|. \quad (93)$$

Then, if the density matrix evolves until time T , we have,

$$|f^{(k)}(\lambda_0 x)| \leq (\lambda_0 \|\mathcal{L}\| T)^k \|A\|. \quad (94)$$

This verifies our assumption in (10). In particular, we can set $C = \|A\|$ and $M = \lambda_0 \|\mathcal{L}\| T$. A similar bound was derived in [3]. We will extend this derivation to incorporate Trotter in the next section.

E Derivative Bounds for Trotterized Expectation Values

We defined the k -th derivative of the density matrix with respect to the noise strength λ in (39). By induction, this derivative can be expressed in terms of lower-order derivatives.

Lemma 3. *The derivatives (39) of the density operator satisfy the following recursion relation,*

$$\frac{d}{dt} \Lambda_k(t) = \mathcal{L}(\Lambda_k(t)) + \sum_{m=1}^k \binom{k}{m} \sum_{j=m}^{\infty} j(j-1) \cdots (j-m+1) \lambda^{j-m} \mathcal{L}_j(\Lambda_{k-m}(t)). \quad (95)$$

Proof. We follow a standard recursive argument: by (38) for $k = 1$,

$$\frac{d}{dt} \Lambda_1(t) = -i[H(t), \Lambda_1(t)] + \mathcal{L}(\rho(t)) - i \sum_{l \geq 2} l \lambda^{l-1} [H_{2l}(t), \rho(t)] + \lambda \mathcal{L}(\Lambda_1(t)) - i \sum_{l \geq 1} \lambda^l [H_{2l}(t), \Lambda_1(t)]. \quad (96)$$

Using the notation in (40)

$$\frac{d}{dt} \Lambda_1(t) = \mathcal{L}(\Lambda_1(t)) + \sum_{j=1}^{\infty} j \lambda^{j-1} \mathcal{L}_j(\rho(t)). \quad (97)$$

We assume (95) holds for k , then for $k + 1$,

$$\begin{aligned} & \frac{d}{dt} \Lambda_{k+1}(t) \\ &= \mathcal{L}(\Lambda_{k+1}(t)) + \sum_{m=1}^k \binom{k}{m} \sum_{j=m}^{\infty} j(j-1) \cdots (j-m) \lambda^{j-m-1} \mathcal{L}_j(\Lambda_{k-m}(t)) \\ & \quad + \sum_{m=1}^k \binom{k}{m} \sum_{j=m}^{\infty} j(j-1) \cdots (j-m+1) \lambda^{j-m} \mathcal{L}_j(\Lambda_{k-m+1}(t)) \\ &= \mathcal{L}(\Lambda_{k+1}(t)) + \sum_{m=1}^k \binom{k}{m} \sum_{j=m}^{\infty} j \cdots (j-m+1) \left[(j-m) \lambda^{j-m-1} \mathcal{L}_j(\Lambda_{k-m}(t)) + \lambda^{j-m} \mathcal{L}_j(\Lambda_{k-m+1}(t)) \right]. \end{aligned}$$

Since $\binom{k+1}{m} = \binom{k}{m-1} + \binom{k}{m}$, a shift of indices in the first term on the right-hand side results in

$$= \mathcal{L}(\Lambda_{k+1}(t)) + \sum_{m=1}^{k+1} \binom{k+1}{m} \sum_{j=m}^{\infty} j(j-1) \cdots (j-m+1) \lambda^{j-m} \mathcal{L}_j(\Lambda_{k+1-m}(t)). \quad (98)$$

This completes the proof. \square

The higher-order terms \mathcal{L} in Eq. (95) correspond to the commutators arising from Trotter decomposition. From (95), we can see that the inner sum can be related to the derivative of the function

$$S(y) = \sum_{j=2}^{+\infty} y^j = \frac{y^2}{1-y}, \quad (99)$$

where y is assumed to be in $(0, 1)$ and it combines λ and θ , the latter of which is defined in Eq. (41).

Lemma 4. *There exists a constant C , such that,*

$$|S^{(k)}| \leq \frac{C}{(1-y)^k}. \quad (100)$$

Proof. We start with

$$S^{(k)}(y) = \sum_{m=0}^k \binom{k}{m} f^{(m)}(y) g^{(k-m)}(y),$$

where $f(y) = y^2$, and $g(y) = \frac{1}{1-y}$. The derivatives of $f(y)$, and $g(y)$ are given by:

$$f^{(m)}(y) = \begin{cases} 2y & \text{if } m = 1, \\ 2 & \text{if } m = 2, \\ 0 & \text{if } m > 2. \end{cases} \quad \text{and} \quad g^{(n)}(y) = \frac{n!}{(1-y)^{n+1}}.$$

Thus, we obtain

$$S'(y) = \frac{1}{(1-y)^2} [y^2 + 2y(1-y)], \quad (101)$$

and, for $k \geq 2$,

$$S^{(k)}(y) = \frac{k!}{(1-y)^{k+1}} \left[y^2 + \frac{2y(1-y)}{k} + \frac{2(1-y)^2}{k(k-1)} \right]. \quad (102)$$

Thus, the lemma holds. \square

Using the above estimates, we can directly derive the following bounds

$$\begin{aligned} \|\Lambda_1(t)\| &= O\left(\frac{t\theta}{1-\lambda\theta}\right), \\ \|\Lambda_2(t)\| &= O\left(\frac{\theta^2}{(1-\lambda\theta)^2}(t^2+t)\right), \\ \|\Lambda_3(t)\| &= O\left(\frac{\theta^3}{(1-\lambda\theta)^3}(t^3+3t^2+3t)\right). \end{aligned}$$

Therefore, we observe that $\|\Lambda_k(t)\|$ scales polynomially with t ,

$$\|\Lambda_k(t)\| = O\left(\frac{\theta^k}{(1-\lambda\theta)^k}(a_{k,k}t^k + a_{k,k-1}t^{k-1} + \dots + a_{k,1}t)\right). \quad (103)$$

Lemma 5. *The coefficients of the polynomial in (103) satisfy $a_{1,1} = 1$, $a_{k,j} = 0, \forall j > k$, and the following recursion relation,*

$$a_{k,j+1} \leq \sum_{m=1}^{k-j} \binom{k}{m} \frac{1}{j+1} a_{k-m,j}. \quad (104)$$

Moreover, the coefficients satisfy,

$$a_{k,j} \leq \frac{j^k}{j!}, \quad \sum_{j=1}^k a_{k,j} \leq k^k. \quad (105)$$

Proof. We already know that $a_{1,1} = 1$, and $a_{k,j} = 0$ for $j > k$. We obtain (104) by induction on the bounds of $\|\Lambda_k(t)\|$. Again by induction, $a_{1,1} \leq 1$. Assume that for all $k' < k$, and $j \geq 1$, $a_{k',j} \leq \frac{j^{k'}}{j!}$. From the recursion relation:

$$a_{k,j+1} \leq \sum_{m=1}^{k-j} \binom{k}{m} \frac{1}{j+1} a_{k-m,j}.$$

By the induction hypothesis, $a_{k-m,j} \leq \frac{j^{k-m}}{j!}$. Substituting this into the recursion:

$$a_{k,j+1} \leq \frac{1}{(j+1)!} \sum_{m=1}^{k-j} \binom{k}{m} j^{k-m} \leq \frac{1}{(j+1)!} \sum_{m=0}^k \binom{k}{m} j^{k-m} = \frac{(j+1)^k}{(j+1)!}.$$

We conclude $a_{k,j+1} \leq \frac{j^k}{j!}$. To prove $\sum_{j=1}^k a_{k,j} \leq k^k$, we use the bound $a_{k,j} \leq \frac{j^k}{j!}$, and consider the following sum:

$$\sum_{j=1}^k a_{k,j} \leq \sum_{j=1}^k \frac{j^k}{j!}.$$

□

Lemma 6. *Let ρ be the density matrix satisfying the modified Lindblad equation (38), where the operator \mathcal{L} on the right-hand side, has the expansion in (40), with each operator bounded as in (41). Then, the expectation of an observable, given by $f(\lambda) = \text{tr}(\rho(t, \lambda)A)$, has derivatives of all orders. When $t = 1$, these derivatives satisfy the bound*

$$\left| f^{(k)}(\lambda) \right| \leq C \|A\| \frac{\theta^k}{(1 - \lambda\theta)^k} k^k. \quad (106)$$

Proof. By definition $f^{(k)}(\lambda) = \text{tr}(\Lambda_k(t)A)$, then using (103), and Lemma 5, we find that for some constant $C > 0$,

$$\left| f^{(k)}(\lambda) \right| \leq C \|A\| \frac{\theta^k}{(1 - \lambda\theta)^k} k^k. \quad (107)$$

□