

Xpress: A System For Dynamic, Context-Aware Robot Facial Expressions using Language Models

Victor Nikhil Antony
Johns Hopkins University
 Baltimore, MD, USA
 vantony1@jhu.edu

Maia Stiber
Johns Hopkins University
 Baltimore, MD, USA
 mstiber@jhu.edu

Chien-Ming Huang
Johns Hopkins University
 Baltimore, MD, USA
 chienming.huang@jhu.edu

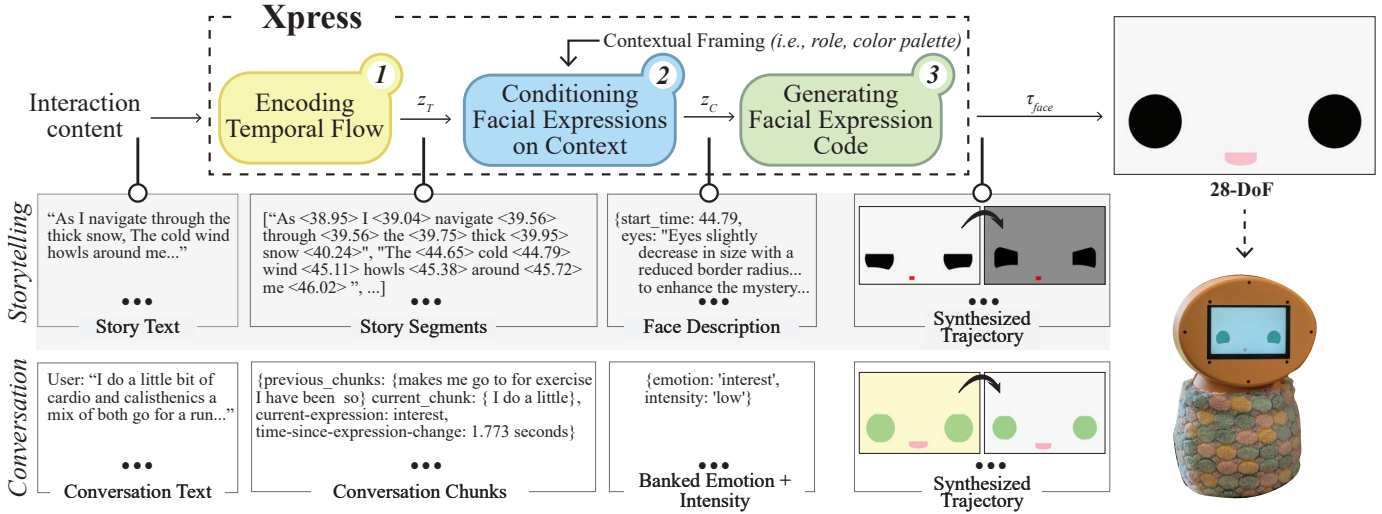


Fig. 1. We present Xpress, a system that dynamically generates expressive, context-aware facial expressions for robots. We demonstrate its ability to generate facial expressions in two distinct contexts: storytelling and conversation.

Abstract—Facial expressions are vital in human communication and significantly influence outcomes in human-robot interaction (HRI), such as likeability, trust, and companionship. However, current methods for generating robotic facial expressions are often labor-intensive, lack adaptability across contexts and platforms, and have limited expressive ranges—leading to repetitive behaviors that reduce interaction quality, particularly in long-term scenarios. We introduce *Xpress*, a system that leverages language models (LMs) to dynamically generate context-aware facial expressions for robots through a three-phase process: encoding temporal flow, conditioning expressions on context, and generating facial expression code. We demonstrated *Xpress* as a proof-of-concept through two user studies ($n = 15 \times 2$) and a case study with children and parents ($n = 13$), in storytelling and conversational scenarios to assess the system’s context-awareness, expressiveness, and dynamism. Results demonstrate *Xpress*’s ability to dynamically produce expressive and contextually appropriate facial expressions, highlighting its versatility and potential in HRI applications.

Index Terms—LLMs; robot face; social robots; storytelling; conversation; human-robot interaction

CRedit author statement. Conceptualization, Methodology, Writing-Review&Editing, Visualization (all authors) Formal Analysis, Writing-Original Draft (VNA, MS), Software, Validation, Investigation, Data Curation, Project Administration (VNA) Supervision, Funding (CMH).

AI Use. Text edited with LLM; output checked for correctness by authors.

I. INTRODUCTION

Facial expressions are a fundamental aspect of human communication, playing a crucial role in conveying emotions and intentions [1]–[3]. Similarly, robotic facial expressions are essential not only for expressing emotions and intentions but also for signaling functional and behavioral traits such as intelligence, agency, and personality [4]–[6]. These expressions significantly influence human-robot interaction outcomes, affecting factors such as likeability, companionship, trustworthiness, and collaboration [7]–[10], which are crucial for long-term engagement. Conversely, incongruent robot expressions can negatively impact interactions [11]–[13], underscoring the need for context-appropriate facial expressions.

Two primary approaches exist for producing robot facial expressions: *automated* methods, which leverage machine learning but require extensive training data and often encounter issues with transferability across different contexts and robots [14]; and *handcrafting* methods [15], which are time-consuming and tend to yield repetitive behaviors due to limited emotional diversity. In long-term, repeated interactions, the limited expressive range of existing methods leads to predictable and repetitive behaviors that negatively influence the interaction and relationship [16], [17].

To address the limitations of current robot facial expression generation approaches, we introduce **Xpress**, a system that leverages language models to process contextual information and dynamically generate robot facial expressions (see Fig. 1).

Language models (LMs) demonstrate ability to recognize socio-emotional contexts in text inputs [18]–[22] and to generate code [23]–[26]. The core innovation of Xpress is incorporating LMs in a three-phase process to analyze interaction content (*i.e.*, robot dialogue, user speech), socio-emotional context, and generation history—enabling dynamic production of contextually appropriate expressions that are expressive.

We validated Xpress as a proof-of-concept through two user studies ($n = 15 \times 2$) and a case study ($n = 13$) across two domains. The first user study involved a storytelling robot to test the system’s ability to adapt expressions to complex narrative contexts; a case study with parents and children was also conducted to assess Xpress’s validity within this domain. The second focused on a conversational robot to evaluate Xpress’s performance in real-time, fluid exchanges. For each user study, we evaluated the system along three key dimensions: how *context-aware* the facial expressions were, how *expressive* they were, how *dynamic* the generations were.

This work makes three key contributions:

- 1) Design, development, and open-sourcing of **Xpress**.
- 2) Demonstration of **Xpress** in two domains—*storytelling* and *conversational interaction*—as a proof-of-concept.
- 3) Insights from our exploration with **Xpress**, highlighting the potential and challenges of using state-of-the-art LMs for generating facial expressions in robotic systems.

II. BACKGROUND AND RELATED WORK

A. Emotions and Human-Robot Interaction

Robots that express emotions enhance social presence and user engagement, making interactions more meaningful [5], [27], [28]. Emotion expression improves perceptions of likeability, companionship, trust, intelligence, and collaboration [4], [7]–[10], [29], and fosters human empathy [30]. In therapy [31] and education [32], emotion expression enhances patient experiences and motivates students, demonstrating their practical value. However, robots must express emotions appropriately, as mismatched responses can harm interactions [11], [12]. To ensure accuracy, current emotion recognition methods rely on cues such as facial expressions and body language [33], [34] assuming strong correlations between physical expressions, subjective feelings, and social meaning. These methods often rely on discretizing emotions into preset categories [35], which can fail to capture the nuances of complex interactions. Emotions in social contexts are rarely discrete, making rigid categorization limiting [36]–[38].

Advancements in LMs have shown state-of-the-art potential in recognizing socio-emotional context across various domains [19], [21]; LMs can interpret nuanced emotion in interviews with children [22], dialogic interactions [20], and speech data [18]. **Xpress** leverages this capability to understand socio-emotional context to capture different contextual variables to inform the expression generation.

B. Generation of Facial Expressions for Robots

Facial expressions are a common method for affect communication in robots [15], [39]. Generating appropriate facial expressions has been a focus of research, with methods ranging from handcrafted designs [15], [40]—which are labor-intensive and limited in expressiveness—to automated methods using pre-defined scripts [41] or machine learning techniques (*e.g.*, k-nearest neighbors [42] and generative adversarial networks [43]). These automated methods often require large datasets and lack transferability across robotic systems, especially those with varying levels of anthropomorphism.

Language models have demonstrated state-of-the-art capabilities in generating programs for robots across different platforms and tasks, such as manipulation and planning [23]–[26]. Recent work has also utilized LMs to generate individual non-verbal behaviors for robots [44]. **Xpress** integrates LM code generation capability and pushes the state-of-the-art to generate robotic facial behaviors across complex interactions.

III. XPRESS: GENERATING DYNAMIC, CONTEXT-AWARE FACIAL EXPRESSIONS

System Overview. *Xpress* follows a three-phase process to generate context-aware facial expressions as a temporal trajectory, denoted as τ_{face} , which is conditioned on both the interaction content (*e.g.*, robot speech, user speech) and socio-emotional context (*e.g.*, tone, interaction background). Fig. 1 illustrates Xpress along with example inputs and generations.

Phase 1 *Encoding Temporal Flow.* Xpress, first, processes the interaction content to capture the temporal dependencies (*e.g.*, timing, flow) of the interaction content and to encode the temporal information into the interaction content to create an intermediate representation z_T .

Phase 2 *Conditioning Facial Expressions on Context.* Xpress analyzes z_T along with contextual framing information (*e.g.*, role, previous interaction) to capture socio-emotional context (*e.g.*, emotional tone, expected reaction) and encodes it as a high-level abstraction z_C that defines the robot face, enabling the representation of a spectrum of emotions rather than restricting them to discrete categories.

Phase 3 *Synthesizing the Trajectory.* Finally, the abstract representation z_C is used to sequentially synthesize facial expressions to populate the the expression trajectory τ_{face} ; this trajectory can be then executed by a robot to produce context-appropriate expressions for the given input.

Xpress in action. To demonstrate and validate the capabilities of Xpress, we implemented it in two distinct domains: *Storytelling* and *Conversational Interaction*. We selected storytelling because it presents complex temporal and socio-emotional challenges, each story requires tailored expressions to ensure contextual appropriateness. We chose conversation to demonstrate its effectiveness in handling real-time, fluid interactions. For these two domains, we use Xpress to generate facial expressions for a custom 28-DoF animated face, created to support a wide range of expressions while capturing the abstract nature of emotional communication (see Fig. 1).

IV. FACE SYSTEM

Our custom face system¹ is designed for flexibility and a high degree of manipulability, providing complete control over a wide range of expressions. It uses anime.js² to allow for dynamic transitions, with adjustable animation durations and easing effects. Given the semi-abstract nature of the face, the large number of possible manipulations (28-DoF) (see Appendix I), and the animation complexities, this face system poses a challenge for face generation (Fig. 1).

A. Code Generation using Language Model

Xpress’s **Phase 3** must be able to generate the code to render the face as described by z_C to use this system. To achieve this functionality and animate our robot face to produce a wide expressive range, we prompt a GPT-4 model to generate executable code tailored for our face system. The code generation prompt instructs the model to assume the role of a “creative and talented JavaScript programmer,” tasked with generating JS code that animates the robot’s face for the given face description, z_C . See Appendix IIA for full prompt.

- **Functional Overview.** The prompt details the capabilities and limitations of facial elements (eyes, eyelids, mouth, and the face background), specifies control parameters for each element (e.g., scaling, positioning, rotation, and color adjustment), and provides corresponding example code snippets. Avoiding restrictions to a high-level API encourages code generation that aligns closely with the specifications in z_C .
- **Rules.** A set of rules are given to define standards for the generated code. Additional guidelines are provided to encourage smooth animation and avoid abrupt transitions.
- **Steps.** The model is instructed to follow a step-by-step process. Step 1: Generate an initial version of the code based on the face description in z_C . Step 2: Verify that all requested changes are reflected accurately and that no unnecessary residuals from the prior face state exist. Step 3: Check that the code adheres to the specified rules and refine the output if necessary. These steps ensure a structured workflow, enabling the model to focus on accuracy.

V. STORYTELLING SYSTEM

We developed a storytelling system to showcase Xpress³ capability in generating context-aware facial expressions over varied socio-emotional context. Fig. 2 shows the end-to-end overview of the storytelling system⁴.

A. Using Xpress for Storytelling Face Generation

Phase 1 To capture the temporal flow of the story, we produce a word-level transcript with timestamps for a given story. We synthesize the robot’s speech using a Google text-to-speech model, transcribe it with a Google speech-to-text model, and process the timestamped transcript using GPT-4. This LM is prompted to adopt the persona of an “expert,

creative, and talented animator working at Disney” on a robot storytelling project (Appendix IIC contains the full prompt).

Story Segmentation. The LM segments the timestamped transcript into discrete chunks based on significant shifts in the narrative or emotional tone. These segments inform when the robot should alter its facial expressions to reflect preemptive, timely, or delayed reactions, aligning with the unfolding story.

Color Palette Generation. Alongside segmentation, the LM generates a color palette to complement each story segment’s emotional tone. Each color is meant to enhance the robot’s expressiveness and has an explanation detailing how it corresponds to specific emotions or narrative moments.

The segmented and timestamped story transcript forms the temporal embedding, z_T , capturing both the temporal flow and emotional shifts throughout the narrative. The color palette is passed to Phase 2 as a meta-context variable.

Phase 2 Another GPT-4 LM processes each story segment $z_T[i]$ sequentially and generates detailed descriptions of facial expressions for the robot. This LM is prompted (see Appendix IID) to adopt the same persona as from *Phase 1* and is tasked with designing facial expressions for a robot storyteller.

Face Specification. The model is provided a complete description of the robot’s face, detailing individual elements and capabilities such as eye movements and eyelid positioning. The prompt explains how each element can be manipulated, to give the model a understanding of how to create facial expressions.

Task Description. The model is instructed to utilize the described capabilities to creatively design expressive facial expressions tailored to the emotional tone of each story segment. The goal is to ensure that the robot’s expressions are engaging and contextually appropriate.

Workflow Steps. The model follows a structured workflow:

- **Understanding the Segment:** For the given segment $z_T[i]$, the model analyzes the content and emotional context, considering the narrative progression up to that point.
- **Designing the Expression:** The model designs an appropriate facial expression by specifying adjustments to the facial elements and its timing within the segment to align the expression with the story’s emotional tone and context.
- **Coherence Check:** The model checks the expression for consistency with prior ones and for use of the face’s abilities.
- **Revision and Output:** If necessary, the model revises the expression description to better fit the narrative and adhere to the given guidelines.

The generated face descriptions form the high-level abstraction, z_C . Processing z_T sequentially conditions the facial expression at time step i , $z_C[i]$ on the current segment ($z_T[i]$), on the preceding segments ($z_T[0, \dots, i-1]$) and the previous expression descriptions ($z_C[0, \dots, i-1]$). This sequential processing promotes coherent transitions between expressions, as past expressions and contexts influence future ones, to enable a smooth emotional progression across the story.

Phase 3 Facial expressions, z_C , are sequentially processed by the code generation LM (§IV-A) to produce face programs. This results in a timestamped trajectory of facial expressions, τ_{face} , which is synchronized with the story’s delivery.

¹adapted from: <https://github.com/mjyc/tablet-robot-face>

²<https://animejs.com/documentation/>

³<https://github.com/vantony1/Xpress>

⁴Generation Samples and Appendix with Supplementary Materials

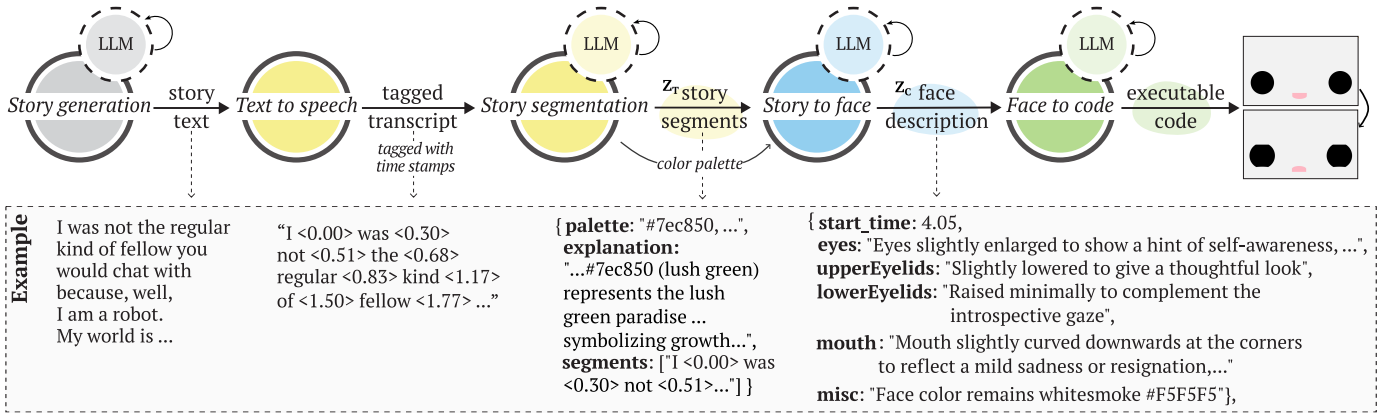


Fig. 2. Xpress pipeline for storytelling content generation.

B. Story Delivery

To overcome the computational overhead (~ 7 minutes for a 500-word story), we pre-generate facial expressions using Xpress. The story is stored in a JSON object with base64-encoded audio and timestamps linked to JavaScript code for each expression. During storytelling, the audio plays, and a Node.js server triggers facial expressions based on the timestamps and animates the mouth to simulate speaking.

VI. PROOF-OF-CONCEPT: STORYTELLING

To validate Xpress’s ability to generate dynamic, context-aware facial expressions, we conducted a study where participants evaluated a robot telling 12 children’s stories across three genres: *solarpunk*, *horror*, and *space adventure* (each ~ 500 words). Fig. 3 shows a story with corresponding expressions.

A. Study Design

1) *Procedure*: The robot narrated three stories to each participant, with one story randomly selected from each of three genres, and a 10-second break between stories. Participants completed a 5-point Likert-scale survey assessing their perception of the robot’s facial expressions in terms of context-appropriateness, timeliness, expressiveness, and repetitiveness. The experimenter then conducted a semi-structured interview to understand participants’ overall experience and perceptions.

2) *Participants*: We recruited 18 participants (8M/10F, ages 18-39, $M = 25.3$, $SD = 5.5$) through a community newsletter. The study took roughly 25 minutes and participants provided informed consent and were compensated at \$15/hr as approved by our institutional review board (IRB). We excluded two participants for failing to follow study instructions and one participant due to a node.js server malfunction.

3) *Generation Metrics*: We computed the *Executable Code Percentage* i.e., the percentage of generated facial expression code that runs without errors. We also noted the *Number of Unique Faces* generated across the 12 stories.

4) *Perception Metrics*: We created two scales: *Context Alignment Score* (seven-item scale (Cronbach’s $\alpha = 0.87$)) evaluates the degree to which the robot’s facial expressions aligned with the context of the story and the *Expressiveness*

Score (four-item scale (Cronbach’s $\alpha = 0.76$)) assesses the expressive range and clarity of the robot’s facial expression. See Appendix III for a breakdown of the subjective scales. Lastly, *Context Match Percentage* was derived from an interview question (“How often was the face appropriate for the story context? Provide a number between 0% and 100%.”).

B. Findings

The quantitative results are presented in Fig. 4-storytelling and we detail the key observations from the post-study interviews and the survey data analysis to ground our findings in the nuances of the participants’ perceptions and experience. We refer to participants along with their respective quantitative metrics scores as follows: **PID** (*Context Match Percentage/Context Alignment Score/Expressiveness Score*).

1) Dynamic Generation (*Generation Performance Metrics*):

Across the 12 stories, the Xpress system successfully generated 245 unique robot facial expressions. Each participant experienced approximately 60 distinct facial expressions during their interaction. Notably, 100% of the facial expression code generated by Xpress was executable without errors.

2) *Context-Awareness*: Participants generally found the robot’s facial expressions to align well with the context of the story, as reflected by the *Context Match Percentage* averaging 71.67% ($SD = 21.87\%$). Additionally, the *Context Alignment Score* had a mean score of 3.48 ($SD = 0.93$), which is above neutral ($t(14) = 1.98$, $p = .034$).

Most participants stated that the expressions typically matched the expected emotions except for occasional discrepancies. For instance, A10(72.5%/3.71/4.5) shared: “They were pretty clear at conveying what I think is the expected emotion for the most part ... I think just once in a while, they seemed a little bit off, but for the most part they helped carry the story”.

A5(95%/4.71/3.25) highlighted the synchronization between the robot’s facial expressions and the story’s events, stating: “The timing of [the facial expressions] and the rhythm was really interesting to see that a robot could do that.” A4 (90%/4.43/3.00) also noted that the expression timing and interpretation lag with the robot was similar to that during an interaction with a human: “I’d have to basically listen for

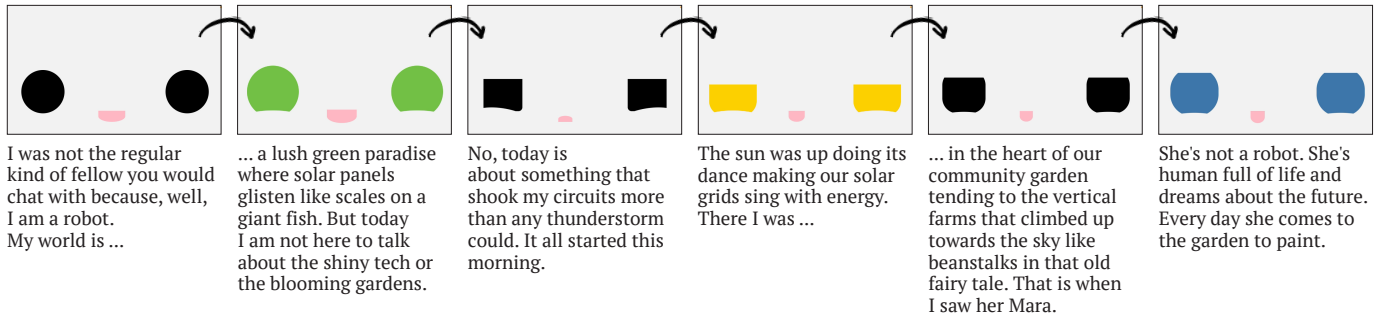


Fig. 3. Example delivery of story generated using Xpress showing robot faces and the corresponding story text.

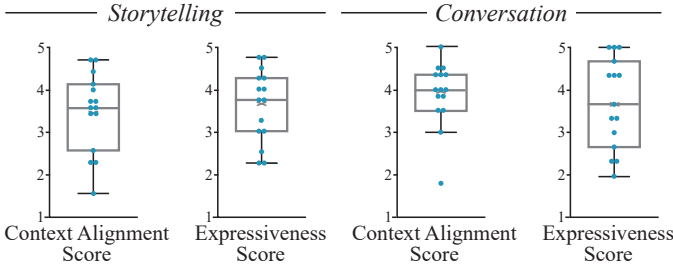


Fig. 4. Participants' perception of storytelling and conversational systems' faces. Cross is mean; box shows quartiles.

one or two more sentences ahead to fully understand what [the facial expressions] were trying to convey. That's kind of like with a normal person, too."

Participants cited the intensity of the emotion as a reason for perceiving expressions as mismatched. A12(87.5%/2.57/4.25) shared: "Sometimes I felt that it didn't match the emotions of the story, but like most of the time, it was spot on... [recalling one specific scene] the robot was supposed to be like a little bit scared, but it didn't look *that* scared...". This suggests that while the robot conveyed the correct emotion, the intensity did not always match participants' expectations given the context.

3) *Expressiveness*: The robot's facial expressiveness was rated positively with an average *Expressiveness Score* of 3.62 ($SD = 0.86$), above neutral ($t(14) = 2.78, p = .007$). Participants frequently commented on the diversity and range of the expressions. A11 (35%/2.29/2.25), for example, appreciated the variety of expressions, noting that the robot avoided repetitive gestures: "the diversity of its expressions was very nice. I feel like I didn't see too many repeats... It could show, I think, a wide range of emotion.". Similarly, A6(95%/4.71/4.75) noted the robot's ability to portray nuanced and subtle emotions: "there was different degrees of expression ...it gave the robot the ability to convey more subtle emotions..."

However, not all participants found the robot's expressiveness intuitive. Two participants struggled to associate the robot's changing facial features—specifically the shifting shapes and colors—with emotions. A8 (20%/2.28/2.5) commented: "I think the color changing didn't really relay anything... shapes aren't emotion...Like I didn't correlate that with emotion intuitively."; This challenge negatively affected

their perception of the robot's emotional range and the appropriateness of its expressions.

VII. CASE STUDY: STORYTELLING WITH CHILDREN

Storytelling robots have been proposed to foster cognitive and social growth in children [45], [46]. To evaluate Xpress in this context, we conducted a case study with children, assessing its performance within the target population.

A. Study Design

After receiving informed consent from parents and assent from children, the experimenter introduced the robot and its role as a storyteller. The experimenter turned on the system, which introduced itself and told a story. After the first story, children were given the option to either continue or stop listening. The system narrated *space adventure* and *solarpunk* stories (§VI). Once the children chose to end the session, they were asked to answer three questions using a 5-point scale response in the form of smiley faces and clear labels to assess how much they liked the story and facial expressions, and whether they would like to listen to more stories. We then interviewed the children about their experience and the parents about their perception of the system and its utility.

Participants. We recruited children ($n = 8$, 5M/3F, ages 7-11) and parents ($n = 5$) using a community group chat. Each study took about 20 minutes and was approved by our IRB. We compensated the children with robot stickers and candy.

B. Findings

The children expressed a high level of enjoyment in their interaction with the robot. They rated both the robot's storytelling abilities ($M = 4.13, SD = 0.64$) and facial expressions ($M = 4.38, SD = 0.74$) positively; their positive experiences were also reflected in their willingness to listen to additional stories ($M = 3.63, SD = 0.92$). Fig. 5 presents quotes from the children alongside generated facial expressions.

1) Perception of Facial Expressions and Appearance:

Children responded positively to the robot's facial expressions. C7 expressed that she liked "the different colors and how it moved, like how the eyes are different shapes." Additionally, children were able to connect the robot's changing facial expressions to the content of the stories. For example, C5 observed, "sometimes [robot] was not very happy because




Fig. 5. Children watched and evaluated our robot narrating stories generated using Xpress.

the people were always throwing trash everywhere.” indicating that the facial expressions were reflective of the story content.

2) *Story Preference and Possible Extensions*: Overall, children enjoyed the stories, with each child listening to an average of two stories (range: 1–3); however, they desired a greater variety in both story genre and duration. Similarly, parents highlighted the need to adjust story complexity based on the child’s age. Children envisioned using the robot for bedtime stories or to alleviate boredom, while parents imagined their children creating stories with the robot. Moreover, children wanted more interactivity, with options to tell the robot stories or have it ask for their story preferences. Parents noted that incorporating interactions during storytelling sessions could help maintain children’s engagement during longer interactions.

VIII. CONVERSATIONAL SYSTEM

To demonstrate Xpress’s ability to generate expressive, context-aware facial expressions in other interaction paradigms, we adapted it for real-time conversational interactions, overcoming computational overhead.

A. Using Xpress in Real-time

Adapting Xpress. We modified two key aspects of *Phase 2* and *Phase 3* to enable robots to understand context and execute dynamic, appropriate facial expressions in real-time. Specifically, we simplify the face description generation by outputting z_C as discrete emotion-intensity pairings in *Phase 2* and pre-generate an expression bank for *Phase 3*—lowering computation lag by pre-processing the most time-consuming step of Xpress (face description and code generation). Fig. 7 provides an overview of the conversational system.

Pre-generation (Phase 2+3) We generated a facial expression bank based on predefined emotions: *happy, sad, surprise, stress, calm, confusion, tired, interest, concern, fear, disgust, angry, neutral* [47]. Each emotion has two intensity levels: low

and high. An LM (Appendix IIE) describes facial expressions for each emotion and intensity, prompted similar to the *Phase 2* face description LM in the storytelling system (see Fig. 6).

Workflow Steps. The model follows a structured workflow:

- *Color Palette Selection*: The model first selects a color palette using color theory that complements the emotion.
- *Facial Element Adjustment*: The model describes an appropriate facial expression by adjusting facial elements to reflect the emotion.
- *Expression Variation*: The model generates two variants of the expression description—for low and high intensity.
- *Revision and Output*: The model checks the descriptions for coherence, making revisions if necessary.

The resulting descriptions form the higher-level representation z_C , which is used to pre-generate the emotion-expression bank via the code generation model. This bank allows the system to render expressions during real-time interaction.

Phase 1 While the *robot is listening*, the user’s speech is transcribed in real-time and segmented into 5-word chunks. These, along with time since the last facial change and current expression, form the temporal encoding z_T . Once the *user finishes*, the full transcription replaces the partial transcripts in z_T , supporting temporal coherence across the conversation.

Phase 2 As the *robot listens*, a GPT-4o-mini LM (Fig. 7-Reactor; Appendix IIF for prompt) receives z_T and acts as an “*empathetic and supportive social robot*” to make the user feel heard. The LM evaluates z_T to get context and react with an appropriate emotion and intensity from the expression bank—or opts for no change to avoid frequent expression shifts.

Once the *user finishes speaking*, to generate the robot’s response, a GPT-4o LM is prompted (Fig. 7-Responder; Appendix IIG for prompt) to be an “*empathetic and supportive social robot*” to facilitate dialogue around questions that promote reflection on the user’s physical and emotional state. The LM follows these steps:

- *Generate Verbal Reply*: The model responds to the user’s speech by asking the next question or a follow-up to encourage reflection.
- *Select Appropriate Emotion for Response*: The LM also selects an emotion-intensity dyad z_C for its own response, considering the user’s response, its response, current expression, and time since expression change.

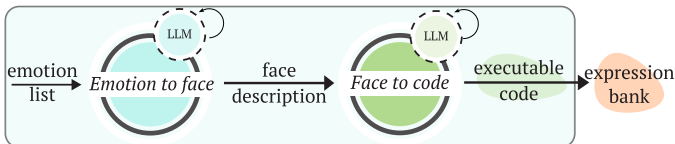


Fig. 6. Pipeline for pre-generation of expression bank.

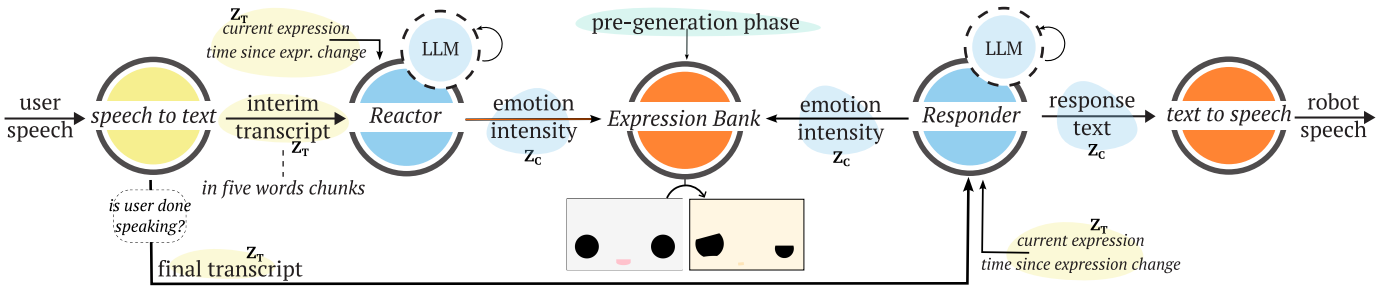


Fig. 7. Xpress pipeline for real-time interaction using a pre-generated expression bank.

This process generates the emotion-intensity dyad $z_C[i]$ for timestep i , conditioned on previous expressions $z_C[0, \dots, i-1]$ and interaction content $z_T[0, \dots, i]$.

Phase 3 While the *robot is listening*, the emotion-intensity dyad from z_C is displayed using the emotion bank in real time. While *robot is responding*, the selected expression in z_C is displayed for the first 3 seconds of the robot’s speech before resetting to a neutral face for the remainder of the response.

IX. PROOF-OF-CONCEPT: REAL-TIME CONVERSATION

To validate Xpress in real-time interactions, we conducted a study with a robot performing a well-being check-ins with users through a set of questions. Three expression banks were generated, with one randomly selected for each interaction. Fig. 8 illustrates a conversation and corresponding expressions.

A. Study Design

1) *Procedure*: Participants conversed with the robot as it asked them the daily check-in questions followed by responses and follow-up questions. After the conversation, they completed a 5-point Likert-scale survey assessing the facial expressions’ appropriateness, timeliness, expressiveness, and repetitiveness. A semi-structured interview was then conducted to explore their overall experience and preferences.

2) *Participants*: We recruited 15 participants (6M/9F, ages 19-23, $M = 21.1$, $SD = 1.51$) through a community newsletter and mailing lists. The study took roughly 20 minutes. Participants provided informed consent and were compensated at \$15/hr as approved by our IRB.

3) *Generation Metrics*: We computed the *Executable Code Percentage* i.e., the percentage of generated facial expression code that runs without errors. We also note the *Number of Unique Faces* generated across the 3 banks.

4) *Perception Metrics*: We created two scales: *Context Alignment Score* (six-item scale (Cronbach’s $\alpha = 0.81$)) evaluates the degree to which the robot’s facial expressions aligned with the conversation context and *Expressiveness Score* (three-item scale (Cronbach’s $\alpha = 0.84$)) assesses the expressive range and clarity of the robot’s facial expressions. See Appendix IV for subjective scales breakdown. Lastly, *Context Match Percentage* was derived from an interview question (“How often was the face appropriate for the conversation context? provide a number between 0% and 100%.”).

B. Findings

The quantitative results are presented in Fig. 4-conversation and we details the key observations from the post-study interviews and the survey data analysis to ground the results in the nuances of the participants’ perceptions and experience. We refer to participants along with their respective quantitative metrics scores as follows: **PID** (*Context Match Percentage/Context Alignment Score/Expressiveness Score*).

1) *Dynamic Generation*: Across the 3 generated banks, Xpress produced 72 faces, with 100% of the generated code executing without errors. There was no statistically significant variance in the banks’ impact on the quantitative results.

2) *Context-Awareness*: Participants generally perceived the robot’s facial expressions to align well with the conversational context. This is supported by the *Context Match Percentage* averaging 75.00% ($SD = 23.10\%$) and the *Context Alignment Scale* which had a mean score of 3.90 ($SD = 0.75$), above neutral, $t(14) = 4.63, p < .001$.

Most participants felt that the robot’s expressions appropriately matched the content of the conversation. For instance, B10 (98%/5/5) expressed that the interaction “*almost felt like talking to therapist or a friend...it’s actually like trying to understand what I’m saying and the facial expressions are according to that.*” However, participants noted issues with the intensity of expressions, which were not always proportional to the situation. B7 (60%/3.5/5) commented, “*It showed a lot more emotions than it needed to, like there was a lot of emotion for ‘what did I eat?’... it did match the emotion of what it was talking about... but then there was extra emotion.*”

Expression timing influenced perception of context awareness with some participants noting a lag. For example, B8 (80%/5.0/4.5) responded to the *Context Match Percentage* question saying, “*I’d say 80%. And that 20% is the lagging between reaction and the current topic, it doesn’t react as fast as human.*”. Other participants observed that the robot’s responses were overly timely; B4 (70%/3.83/2.33) shared “*if [the robot] thinks that I’m sleeping a little bit late, suddenly the face feel like a frowning face and then I said that I’m feeling energetic, then [the robot’s] face will become a smiling face. So it’s very like timely response but it’s a bit too timely.*”

3) *Expressiveness*: The robot’s facial expressiveness was rated positively with an average of 3.69 ($SD = 1.06$), above neutral ($t(14) = 2.52, p = .01$). While participants observed

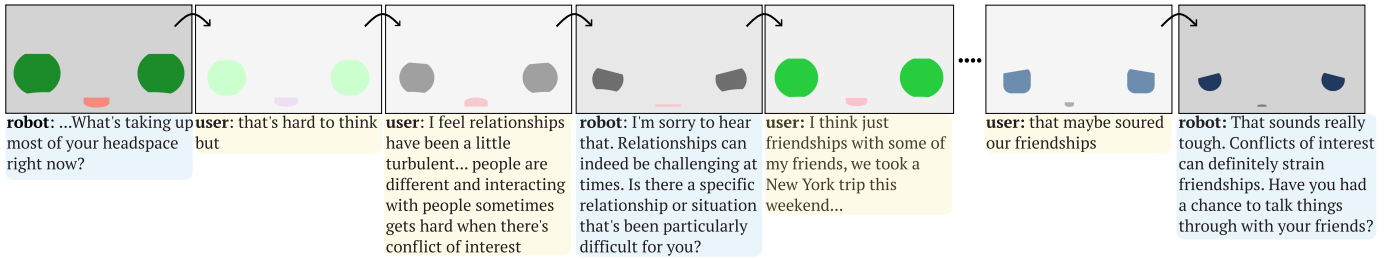


Fig. 8. A snippet of the conversation between a participant and the conversational robot showcasing the robot’s facial reactions.

various facial expressions during the interaction, they noted that those expressions appeared to be heavily influenced by the conversation’s emotional tone. For instance, in predominantly positive conversations, only positive expressions were experienced. Some participants did note a limited depth in the expressions, leading to mismatches in intensity or emotional appropriateness. B1 (100%/4.5/3.33) commented, “*I feel like there’s a limited set of emotions ... if I’m talking about something depressing, it would feel sad but not empathetic.*”

X. DISCUSSION

Overall, we find that **Xpress** can dynamically generate expressive and contextually appropriate robot facial expressions across two versatile and different interaction contexts.

Catalyst for Humanizing HRI. Participants’ experiences emphasized how **Xpress**-generated expressions enhance human-robot interaction, extending beyond mere emotion communication. Notably, the facial expressions had a humanizing effect on the perception of the robot with A3(90%/4.00/3.75) sharing that the interaction “*didn’t feel like a robot was telling me a story. It felt closer to a human being telling me a story.*” Similarly, A7(80%/4.14/3.75) remarked that “*[the robot’s] facial expressions had a very humanizing quality... from the beginning to the end, I definitely had a difference of perception. It was a more human perception and that was due to the facial expressions.*”

During conversational interactions, the reactivity and the alignment of the facial expressions made the participants feel heard with B4(70%/3.83/2.33) noting that “*these reactions will actually like, kind of make me feel more willing to share more... [the robot] having reaction made me feel more reassured that it is actually listening.*” These experiences highlight the value of context-aware expression generation in social robots and mark **Xpress** as a step beyond categorical emotion approaches [20], aligning with contemporary emotion theory [36]–[38].

Xpress achieves ~70% Context Match Percentage, demonstrating a robust proof of concept aligned with benchmarks of human understanding of brief expressive behaviors [48], while individual differences in perception highlight the need for further research with controlled baselines.

Co-Creation of Robot Behaviors. **Xpress** has demonstrated a capability to augment the behavior generation pipelines for robots adding to the evidence on the utility of language models for content generation [49]–[53]. However, bias in the language models could manifest in inappropriate or harmful

robot behaviors [54]; addressing this risk is critical for ethical deployment of such systems in sensitive contexts like mental health support or when interacting with vulnerable populations, such as children.

Adapting **Xpress** as a co-creation system with a human-in-the-loop approach could mitigate these risks while simplifying the existing manual yet laborious process of robot expression generation [55]–[57]. By enabling stakeholders, such as educators and caregivers, to co-create content and robot behaviors tailored to their specific needs [58], the system can avoid unsuitable outputs. Additionally, co-created behaviors can inform and condition LM outputs, achieving auto-generated behaviors that better align with user safety and social norms.

XI. LIMITATIONS & FUTURE WORK

Human communication is inherently multi-modal, seamlessly integrating verbal and non-verbal cues [59]. However, **Xpress** processes only textual inputs to generate context-aware but uni-modal behavior *i.e.*, facial expressions. Social interactions encompass more than just words; they involve vocal prosody, body language (*e.g.*, posture, gaze), environmental cues, and cultural context [60], [61]. Analyzing prosodic features such as intonation and tempo [62], [63], along with facial expressions [64], could provide **Xpress** with additional information, enhancing its ability to understand socio-emotional context and generate more nuanced behaviors.

As speech tone, body posture, and facial expressions all shape the socio-emotional context, multi-modal behaviors are essential for effective robot communication *i.e.*, facial expressions must be synchronized with physical movements, speech tone, and pacing [12]. Multi-modal behaviors not only broaden a robot’s expressive range but also sustain user engagement over time. Our case study showed that children wanted the robot to move during storytelling, while the conversational validation highlighted the need for more subtle emotions achievable through multi-modality. By extending *Phase 2* and *3*, **Xpress** could generate multi-modal robot behaviors.

A key limitation of **Xpress** is generation time, requiring adaptation for real-time performance. Leveraging smaller language models could enable real-time generation without a pre-generation phase (Fig. 6).

ACKNOWLEDGMENT

This work was supported in part by the JHU Malone Center for Engineering in Healthcare.

REFERENCES

- [1] R. W. Buck, V. J. Savin, R. E. Miller, and W. F. Caul, "Communication of affect through facial expressions in humans." *Journal of personality and social psychology*, vol. 23, no. 3, p. 362, 1972.
- [2] P. E. R. Bitti, L. Bonfiglioli, P. Melani, R. Caterina, and P. Garotti, "Expression and communication of doubt/uncertainty through facial expression." *Ricerche di Pedagogia e Didattica. Journal of Theories and Research in Education*, vol. 9, no. 1, pp. 159–177, 2014.
- [3] R. L. Birdwhistell, *Kinesics and context: Essays on body motion communication*. University of Pennsylvania press, 2010.
- [4] E. Broadbent, V. Kumar, X. Li, J. Sollers 3rd, R. Q. Stafford, B. A. MacDonald, and D. M. Wegner, "Robots with display screens: a robot with a more humanlike face display is perceived to have more mind and a better personality." *PLoS one*, vol. 8, no. 8, p. e72589, 2013.
- [5] F. Hara and H. Kobayashi, "Use of face robot for human-computer communication," in *1995 IEEE international conference on systems, man and cybernetics. intelligent systems for the 21st century*, vol. 2. IEEE, 1995, pp. 1515–1520.
- [6] C. Diana and A. L. Thomaz, "The shape of simon: creative design of a humanoid robot shell," in *CHI'11 Extended Abstracts on Human Factors in Computing Systems*, 2011, pp. 283–298.
- [7] A. Zinina, L. Zaidelman, N. Arinkin, and A. Kotov, "Non-verbal behavior of the robot companion: a contribution to the likeability," *Procedia Computer Science*, vol. 169, pp. 800–806, 2020.
- [8] I. Leite, A. Pereira, S. Mascarenhas, C. Martinho, R. Prada, and A. Paiva, "The influence of empathy in human-robot relations," *International journal of human-computer studies*, vol. 71, no. 3, pp. 250–260, 2013.
- [9] S. Saunderson and G. Nejat, "How robots influence humans: A survey of nonverbal communication in social human-robot interaction," *International Journal of Social Robotics*, vol. 11, no. 4, pp. 575–608, 2019.
- [10] M. Reyes, I. Meza, and L. A. Pineda, "The positive effect of negative feedback in hri using a facial expression robot," in *Cultural Robotics: First International Workshop, CR 2015, Held as Part of IEEE RO-MAN 2015, Kobe, Japan, August 31, 2015. Revised Selected Papers 1*. Springer, 2016, pp. 44–54.
- [11] C. C. Bennett, S. Šabanović, M. R. Fraune, and K. Shaw, "Context congruency and robotic facial expressions: Do effects on human perceptions vary across culture?" in *The 23rd IEEE international symposium on robot and human interactive communication*. IEEE, 2014, pp. 465–470.
- [12] C. Tsiouri, A. Weiss, K. Wac, and M. Vincze, "Multimodal integration of emotional signals from voice, body, and context: Effects of (in) congruence on emotion recognition and attitudes towards robots," *International Journal of Social Robotics*, vol. 11, pp. 555–573, 2019.
- [13] M. Marge and A. I. Rudnicky, "Miscommunication detection and recovery in situated human-robot dialogue," *ACM Transactions on Interactive Intelligent Systems (TiIS)*, vol. 9, no. 1, pp. 1–40, 2019.
- [14] R. Stock-Homburg, "Survey of emotions in human-robot interactions: Perspectives from robotic psychology on 20 years of research," *International Journal of Social Robotics*, vol. 14, no. 2, pp. 389–411, 2022.
- [15] N. T. Fitter and K. J. Kuchenbecker, "Designing and assessing expressive open-source faces for the baxter robot," in *Social Robotics: 8th International Conference, ICSR 2016, Kansas City, MO, USA, November 1-3, 2016 Proceedings 8*. Springer, 2016, pp. 340–350.
- [16] B. Cagiltay, N. T. White, R. Ibtasar, B. Mutlu, and J. Michaelis, "Understanding factors that shape children's long term engagement with an in-home learning companion robot," in *Proceedings of the 21st Annual ACM Interaction Design and Children Conference*, 2022, pp. 362–373.
- [17] F. Tanaka, A. Cicourel, and J. R. Movellan, "Socialization between toddlers and robots at an early childhood education center," *Proceedings of the National Academy of Sciences*, vol. 104, no. 46, pp. 17954–17958, 2007.
- [18] T. Gong, J. Belanich, K. Somandepalli, A. Negrani, B. Eoff, and B. Jou, "Lanser: Language-model supported speech emotion recognition," *arXiv preprint arXiv:2309.03978*, 2023.
- [19] L. Peng, Z. Zhang, T. Pang, J. Han, H. Zhao, H. Chen, and B. W. Schuller, "Customising general large language models for specialised emotion recognition tasks," in *ICASSP 2024-2024 IEEE International Conference on Acoustics, Speech and Signal Processing (ICASSP)*. IEEE, 2024, pp. 11 326–11 330.
- [20] C. Mishra, R. Verdonshot, P. Hagoort, and G. Skantze, "Real-time emotion generation in human-robot dialogue using large language models," *Frontiers in Robotics and AI*, vol. 10, p. 1271610, 2023.
- [21] K. Gandhi, J.-P. Fränken, T. Gerstenberg, and N. Goodman, "Understanding social reasoning in language models with language models," *Advances in Neural Information Processing Systems*, vol. 36, 2024.
- [22] M. Lammerse, S. Z. Hassan, S. S. Sabet, M. A. Riegler, and P. Halvorsen, "Human vs. gpt-3: The challenges of extracting emotions from child responses," in *2022 14th International conference on quality of multimedia experience (QoMEX)*. IEEE, 2022, pp. 1–4.
- [23] J. Liang, W. Huang, F. Xia, P. Xu, K. Hausman, B. Ichter, P. Florence, and A. Zeng, "Code as policies: Language model programs for embodied control," in *2023 IEEE International Conference on Robotics and Automation (ICRA)*. IEEE, 2023, pp. 9493–9500.
- [24] U. B. Karli, J.-T. Chen, V. N. Antony, and C.-M. Huang, "Alchemist: Llm-aided end-user development of robot applications," in *Proceedings of the 2024 ACM/IEEE International Conference on Human-Robot Interaction*, 2024, pp. 361–370.
- [25] L. Perez, L. Ottens, and S. Viswanathan, "Automatic code generation using pre-trained language models," *arXiv preprint arXiv:2102.10535*, 2021.
- [26] S. Zhang, Z. Chen, Y. Shen, M. Ding, J. B. Tenenbaum, and C. Gan, "Planning with large language models for code generation," *arXiv preprint arXiv:2303.05510*, 2023.
- [27] C. Breazeal, "Emotion and sociable humanoid robots," *International journal of human-computer studies*, vol. 59, no. 1-2, pp. 119–155, 2003.
- [28] I. Leite, A. Pereira, C. Martinho, and A. Paiva, "Are emotional robots more fun to play with?" in *RO-MAN 2008-The 17th IEEE International Symposium on Robot and Human Interactive Communication*. IEEE, 2008, pp. 77–82.
- [29] E. Wiese, G. Metta, and A. Wykowska, "Robots as intentional agents: using neuroscientific methods to make robots appear more social," *Frontiers in psychology*, vol. 8, p. 1663, 2017.
- [30] E. H. Kim, S. S. Kwak, and Y. K. Kwak, "Can robotic emotional expressions induce a human to empathize with a robot?" in *RO-MAN 2009-The 18th IEEE International Symposium on Robot and Human Interactive Communication*. IEEE, 2009, pp. 358–362.
- [31] T. Shibata and K. Wada, "Robot therapy: a new approach for mental healthcare of the elderly—a mini-review," *Gerontology*, vol. 57, no. 4, pp. 378–386, 2011.
- [32] M. Saerbeck, T. Schut, C. Bartneck, and M. D. Janse, "Expressive robots in education: varying the degree of social supportive behavior of a robotic tutor," in *Proceedings of the SIGCHI conference on human factors in computing systems*, 2010, pp. 1613–1622.
- [33] R. El Kaliouby and P. Robinson, "Real-time inference of complex mental states from facial expressions and head gestures," *Real-time vision for human-computer interaction*, pp. 181–200, 2005.
- [34] A. Kleinsmith, N. Bianchi-Berthouze, and A. Steed, "Automatic recognition of non-acted affective postures," *IEEE Transactions on Systems, Man, and Cybernetics, Part B (Cybernetics)*, vol. 41, no. 4, pp. 1027–1038, 2011.
- [35] P. Ekman, "Facial expressions of emotion: New findings, new questions," 1992.
- [36] M. F. Jung, "Affective grounding in human-robot interaction," in *Proceedings of the 2017 ACM/IEEE International Conference on Human-Robot Interaction*, 2017, pp. 263–273.
- [37] A. Scarantino, "How to define emotions scientifically," *Emotion review*, vol. 4, no. 4, pp. 358–368, 2012.
- [38] K. H. Greenaway, E. K. Kalokerinos, and L. A. Williams, "Context is everything (in emotion research)," *Social and Personality Psychology Compass*, vol. 12, no. 6, p. e12393, 2018.
- [39] A. Kalgina, G. Schroeder, A. Allchin, K. Berlin, and M. Cakmak, "Characterizing the design space of rendered robot faces," in *Proceedings of the 2018 ACM/IEEE International Conference on Human-Robot Interaction*, 2018, pp. 96–104.
- [40] V. Herdel, A. Kuzminykh, A. Hildebrandt, and J. R. Cauchard, "Drone in love: Emotional perception of facial expressions on flying robots," in *Proceedings of the 2021 CHI conference on human factors in computing systems*, 2021, pp. 1–20.
- [41] M. Acosta, D. Kang, and H.-J. Choi, "Robot with emotion for triggering mixed-initiative interaction planning," in *2008 IEEE 8th International Conference on Computer and Information Technology Workshops*. IEEE, 2008, pp. 98–103.
- [42] G. Trovato, T. Kishi, N. Endo, K. Hashimoto, and A. Takamishi, "Development of facial expressions generator for emotion expressive humanoid robot," in *2012 12th IEEE-RAS International Conference on Humanoid Robots (Humanoids 2012)*. IEEE, 2012, pp. 303–308.

- [43] N. Rawal, D. Koert, C. Turan, K. Kersting, J. Peters, and R. Stock-Homburg, "Exgennet: Learning to generate robotic facial expression using facial expression recognition," *Frontiers in Robotics and AI*, vol. 8, p. 730317, 2022.
- [44] K. Mahadevan, J. Chien, N. Brown, Z. Xu, C. Parada, F. Xia, A. Zeng, L. Takayama, and D. Sadigh, "Generative expressive robot behaviors using large language models," in *Proceedings of the 2024 ACM/IEEE International Conference on Human-Robot Interaction*, 2024, pp. 482–491.
- [45] I. Leite, M. McCoy, M. Lohani, D. Ullman, N. Salomons, C. Stokes, S. Rivers, and B. Scassellati, "Emotional storytelling in the classroom: Individual versus group interaction between children and robots," in *Proceedings of the tenth annual ACM/IEEE international conference on human-robot interaction*, 2015, pp. 75–82.
- [46] C. Antunes, I. Neto, F. Correia, A. Paiva, and H. Nicolau, "Inclusive'r'stories: An inclusive storytelling activity with an emotional robot," in *2022 17th ACM/IEEE International Conference on Human-Robot Interaction (HRI)*. IEEE, 2022, pp. 90–100.
- [47] J. A. Russell, "A circumplex model of affect." *Journal of personality and social psychology*, vol. 39, no. 6, p. 1161, 1980.
- [48] N. Ambady and R. Rosenthal, "Thin slices of expressive behavior as predictors of interpersonal consequences: A meta-analysis." *Psychological bulletin*, vol. 111, no. 2, p. 256, 1992.
- [49] W. Geyer, L. B. Chilton, J. D. Weisz, and M. L. Maher, "Hai-gen 2021: 2nd workshop on human-ai co-creation with generative models," in *Companion Proceedings of the 26th International Conference on Intelligent User Interfaces*, 2021, pp. 15–17.
- [50] V. N. Antony and C.-M. Huang, "ID. 8: Co-creating visual stories with generative AI," *ACM Transactions on Interactive Intelligent Systems*, vol. 14, no. 3, pp. 1–29, 2024.
- [51] R. Louie, A. Coenen, C. Z. Huang, M. Terry, and C. J. Cai, "Novice-ai music co-creation via ai-steering tools for deep generative models," in *Proceedings of the 2020 CHI conference on human factors in computing systems*, 2020, pp. 1–13.
- [52] I. López-Forniés and L. Asión-Suñer, "Co-creation process with generative artificial intelligence—an experiment in product design," in *Innovation and Technologies for the Digital Transformation of Education: European and Latin American Perspectives*. Springer, 2024, pp. 231–241.
- [53] T. Lawton, F. J. Ibarrola, D. Ventura, and K. Grace, "Drawing with reframer: Emergence and control in co-creative ai," in *Proceedings of the 28th International Conference on Intelligent User Interfaces*, 2023, pp. 264–277.
- [54] S. G. Ayyamperumal and L. Ge, "Current state of llm risks and ai guardrails," *arXiv preprint arXiv:2406.12934*, 2024.
- [55] N. S. Dennler, E. Torrence, U. Yoo, S. Nikolaidis, and M. Mataric, "Pylips: an open-source python package to expand participation in embodied interaction," in *Adjunct Proceedings of the 37th Annual ACM Symposium on User Interface Software and Technology*, 2024, pp. 1–4.
- [56] P. Alves-Oliveira, K. Mihata, R. Karim, E. A. Bjorling, and M. Cakmak, "Flex-sdk: An open-source software development kit for creating social robots," in *Proceedings of the 35th Annual ACM Symposium on User Interface Software and Technology*, 2022, pp. 1–10.
- [57] A. Schoen, D. Sullivan, Z. D. Zhang, D. Rakita, and B. Mutlu, "Lively: Enabling multimodal, lifelike, and extensible real-time robot motion," in *Proceedings of the 2023 ACM/IEEE International Conference on Human-Robot Interaction*, 2023, pp. 594–602.
- [58] P. Hatch, M. A. Rahman, and J. E. Michaelis, "Pathwise: An authoring tool to support teachers to create robot-supported social learning experiences during homework," *Proceedings of the ACM on Human-Computer Interaction*, vol. 7, no. CSCW1, pp. 1–23, 2023.
- [59] M. Argyle, *Bodily communication*. Routledge, 2013.
- [60] A. Mehrabian, *Nonverbal communication*. Routledge, 2017.
- [61] D. Matsumoto, A. Olide, J. Schug, B. Willingham, and M. Callan, "Cross-cultural judgments of spontaneous facial expressions of emotion," *Journal of Nonverbal Behavior*, vol. 33, pp. 213–238, 2009.
- [62] B. Schuller, S. Steidl, A. Batliner, A. Vinciarelli, K. Scherer, F. Ringeval, M. Chetouani, F. Weninger, F. Eyben, E. Marchi, *et al.*, "The interspeech 2013 computational paralinguistics challenge: Social signals, conflict, emotion, autism," in *Proceedings INTERSPEECH 2013, 14th Annual Conference of the International Speech Communication Association, Lyon, France*, 2013.
- [63] R. Cowie, E. Douglas-Cowie, N. Tsapatsoulis, G. Votsis, S. Kollias, W. Fellenz, and J. G. Taylor, "Emotion recognition in human-computer interaction," *IEEE Signal processing magazine*, vol. 18, no. 1, pp. 32–80, 2001.
- [64] M. Stiber, R. Taylor, and C.-M. Huang, "Modeling human response to robot errors for timely error detection," in *2022 IEEE/RSJ International Conference on Intelligent Robots and Systems (IROS)*. IEEE, 2022, pp. 676–683.