

2025 update on ε_K in the Standard Model with lattice QCD inputs

Seungyeob Jwa,¹ Jeehun Kim,¹ Sunghee Kim,¹ Sunkyu Lee,² Weonjong Lee,^{1,*} and Sungwoo Park³
(SWME Collaboration)

¹*Lattice Gauge Theory Research Center, FPRD, and CTP,
Department of Physics and Astronomy, Seoul National University, Seoul 08826, South Korea*

²*Center for Precision Neutrino Research (CPNR), Department of Physics,*

Chonnam National University, Yongbong-ro 77, Puk-gu, Gwangju 61186, Korea
³*Lawrence Livermore National Lab, 7000 East Ave, Livermore, CA 94550, USA*

(Dated: March 14, 2025)

We present theoretical results for the indirect CP violation parameter, $|\varepsilon_K|$ calculated directly from the standard model using lattice QCD inputs such as \hat{B}_K , $|V_{cb}|$, $|V_{us}|$, $|V_{ud}|$, ξ_0 , ξ_2 , F_K , and m_c (charm quark mass). We find a strong tension in $|\varepsilon_K|$ at the $\approx 5\sigma$ ($5.2\sigma \sim 4.6\sigma$) level between the experimental value and the theoretical value calculated directly from the standard model using lattice QCD inputs. The standard model with lattice QCD inputs describes only 65% of the experimental value of $|\varepsilon_K|$, and does not explain its remaining 35%. We also find that this tension disappears when we use inclusive $|V_{cb}|$ which comes from the heavy quark expansion and QCD sum rules. This tension is highly correlated with the discrepancy between exclusive $|V_{cb}|$, and inclusive $|V_{cb}|$. We also present results for $|\varepsilon_K|$ obtained using the Brod-Gorbahn-Stamou (BGS) method of $u-t$ unitarity, which leads to even a stronger tension at the $5.5\sigma \sim 4.9\sigma$ level with lattice QCD inputs.

I. INTRODUCTION

The CP violation provides a clean window to search for new physics beyond the standard model (SM) [1, 2]. The CP violation in the neutral kaon system contains two independent processes: one is the direct CP violation and the other is the indirect CP violation.¹ Indirect CP violation parameter ε_K in the neutral kaon system is

$$\varepsilon_K \equiv \frac{\mathcal{A}(K_L \rightarrow \pi\pi(I=0))}{\mathcal{A}(K_S \rightarrow \pi\pi(I=0))}, \quad (1)$$

where K_L and K_S are the neutral kaon states in nature, and $I=0$ represents the isospin of the final two-pion state. In experiment [7],

$$\varepsilon_K = [(2.228 \pm 0.011) \times 10^{-3}] \times e^{i\phi_\varepsilon}, \quad (2)$$

$$\phi_\varepsilon = 43.52 \pm 0.05^\circ.$$

Here, the ε_K value indicates that there exists an $\approx 0.2\%$ impurity of the CP even eigenstate in the K_L state, which is composed of pure ($\approx 99.8\%$) CP odd eigenstate.

The indirect CP violation in the neutral kaon system, in particular, provides a perfect playground to hunters for new physics from the following perspectives. First, the experimental results are already extremely precise [7]. Second, computational tools available in lattice QCD make it possible to calculate physical observables in kaon physics up to such a high precision that we want to achieve [8]. Hence, in this article, we focus on the indirect CP violation parameter ε_K , which we will determine

using results from lattice QCD combined with those from experiments.

The standard model (SM) describes the CP violation using a single phase in the CKM matrix elements. Hence, if there exist another phases coming from new physics, ε_K is a natural place to find them, since ε_K is directly sensitive to it. Therefore, it has been one of the top priorities in lattice QCD to calculate ε_K to the highest precision [9, 10].

In order to evaluate ε_K directly from the SM, we need to know 18 \sim 20 input parameters [11]. Out of them, we can, in principle, obtain 9 input parameters from lattice QCD: \hat{B}_K , $|V_{cb}|$, ξ_0 , ξ_2 , ξ_{LD} , $|V_{us}|$, $|V_{ud}|$, $m_c(m_c)$, and F_K .²³ Recently lattice QCD has made such remarkable progress in calculating \hat{B}_K that its error is only 1.2% at present [12]. At present, the largest error in theoretical calculation of ε_K comes from $|V_{cb}|$ [13].

When we use the traditional method for η_i of $c-t$ unitarity in the master formula for ε_K , a subdominant error in calculation of $|\varepsilon_K|$ comes from η_{ct} , and η_{cc} , which is calculated to NNLO in perturbation theory [11, 14, 15]. Recently the Brod-Gorbahn-Stamou (BGS) method for η_i of $u-t$ unitarity was reported in Ref. [16]. The subdominant error from η_i can be alleviated by adopting the $u-t$ unitarity. For more details, refer to Ref. [16] and Section II B.

First, we would like to report the final results to draw your attention to the key issues. Evaluating $|\varepsilon_K|$ directly from the SM with lattice QCD inputs, we find that it

² Here ξ_0 and ξ_2 are redundant. We need to know only ξ_0 , but it is possible to obtain ξ_0 from ξ_2 using ε'/ε . For more details, refer to Subsection III D.

³ Here $|V_{us}|$ and $|V_{ud}|$ are redundant. We need to know only the ratio $r = |V_{us}|/|V_{ud}|$. For more details, refer to Subsection III A.

* E-mail: wlee@snu.ac.kr

¹ Good reviews on this subject might be found in Refs. [1–6].

has $5.2\sigma \sim 4.6\sigma$ tension with the experimental result when we use exclusive $|V_{cb}|$ and traditional method for η_i of $c-t$ unitarity.⁴ If we use exclusive $|V_{cb}|$ and the BGS method [16] for η_i of $u-t$ unitarity, we find that $|\varepsilon_K|$ obtained with lattice QCD inputs has $5.5\sigma \sim 4.9\sigma$ tension with the experimental result.⁵ We also find that this tension disappears with inclusive $|V_{cb}|$. Hence, we find that the 5σ tension in ε_K is highly correlated with the $3.6\sigma \sim 4.0\sigma$ tension between exclusive and inclusive $|V_{cb}|$ [11, 17].⁶

The main goal of this paper is to present the most up-to-date results for $|\varepsilon_K|$ obtained directly from the SM using input parameters from lattice QCD, and experiments. Preliminary results of our work were reported in Refs. [13, 18–22].

In Section II, we review the master formula for ε_K and describe each term in detail, including the physical meaning. Here we provide the master formula for both the traditional method of $c-t$ unitarity and the BGS method of $u-t$ unitarity [16]. In Section III, we explain how to obtain the 18 input parameters one by one. In Section IV, we present results for $|\varepsilon_K|$ obtained using diverse combinations of input parameters. Here we cover the complete set of all the possible combinations available in the market. In Section V, we conclude.

II. REVIEW OF ε_K

We have two kinds of the master formula for ε_K : one is the **traditional** method of using η_i of $c-t$ unitarity [11, 17], and the other is the **BGS** method of using η_i of $u-t$ unitarity [16]. The former method of $c-t$ unitarity is explained in Subsection II A and the latter method of $u-t$ unitarity is described in Subsection II B.

A. Master Formula for ε_K (traditional method)

In the standard model (SM), the direct CP violation parameter ε_K in the neutral kaon system can be re-expressed in terms of the well-known SM parameters as follows,

$$\varepsilon_K = e^{i\theta} \sqrt{2} \sin \theta \left(C_\varepsilon X_{\text{SD}} \hat{B}_K + \frac{\xi_0}{\sqrt{2}} + \xi_{\text{LD}} \right) + \mathcal{O}(\omega\varepsilon') + \mathcal{O}(\xi_0 \Gamma_2 / \Gamma_1). \quad (3)$$

⁴ Here the 5.2σ tension is obtained with the estimate of RBC-UKQCD for ξ_{LD} , while the 4.6σ tension is obtained with the BGI estimate. We use the FNAL/MILC-22 results for exclusive $|V_{cb}|$. For more details, refer to Sections IV and V.

⁵ Here the 5.5σ tension is obtained with the estimate of RBC-UKQCD for ξ_{LD} , while the 4.9σ tension is obtained with the BGI estimate. We use the FNAL/MILC-22 results for exclusive $|V_{cb}|$. For more details, refer to Sections IV and V.

⁶ For more details, refer to Sections IIIB and IV.

This is the master formula, and its derivation is well explained in Ref. [11, 17]. Here we adopt the same notation and convention as in Ref. [11, 17].

1. Short Distance Contribution to ε_K

In the master formula of Eq. (3), the dominant leading-order effect ($\approx +107\%$) comes from the short distance (SD) contribution proportional to \hat{B}_K . Here, C_ε is a dimensionless parameter defined as:

$$C_\varepsilon \equiv \frac{G_F^2 F_K^2 m_{K^0} M_W^2}{6\sqrt{2}\pi^2 \Delta M_K} \cong 3.63 \times 10^4, \quad (4)$$

Here, X_{SD} represents the short distance effect from the Inami-Lim functions of the box diagrams [23]:

$$\begin{aligned} X_{\text{SD}} &\equiv \text{Im} \lambda_t \left[\text{Re} \lambda_c \eta_{cc} S_0(x_c) - \text{Re} \lambda_t \eta_{tt} S_0(x_t) \right. \\ &\quad \left. - (\text{Re} \lambda_c - \text{Re} \lambda_t) \eta_{ct} S_0(x_c, x_t) \right] \\ &\cong 6.24 \times 10^{-8}, \end{aligned} \quad (5)$$

where $\lambda_i = V_{is}^* V_{id}$ is a product of the CKM matrix elements with $i = u, c, t$, $x_i = m_i^2 / M_W^2$. Here η_i with $i = cc, ct, tt$ represent the QCD corrections of higher order in α_s [24]. We call this formula the **traditional** method for η_i of $c-t$ unitarity, as in Ref. [16]. Here, $m_i = m_i(m_i)$ is the scale invariant $\overline{\text{MS}}$ quark mass. There exists a potential issue with poor convergence of perturbation theory for η_{cc} at the charm scale, which is discussed properly in Ref. [11]. Here, S_0 's are Inami-Lim functions which are defined in Ref. [23], and Refs. [11, 17]. In X_{SD} of Eq. (5), the $S_0(x_t)$ term from the top-top contribution in the box diagrams describes about $+71\%$ of X_{SD} , the $S_0(x_c, x_t)$ term from the top-charm contribution takes over about $+48\%$ of X_{SD} , and the $S_0(x_c)$ term from the charm-charm contribution depicts about -19% of X_{SD} .

Here, the kaon bag parameter \hat{B}_K is defined as

$$\hat{B}_K \equiv B_K(\mu) b(\mu) \cong 0.76, \quad (7)$$

$$\begin{aligned} B_K(\mu) &\equiv \frac{\langle \bar{K}^0 | O_{LL}^{\Delta S=2}(\mu) | K^0 \rangle}{\frac{8}{3} \langle \bar{K}^0 | \bar{s} \gamma_\mu \gamma_5 d | 0 \rangle \langle 0 | \bar{s} \gamma^\mu \gamma_5 d | K^0 \rangle} \\ &= \frac{\langle \bar{K}^0 | O_{LL}^{\Delta S=2}(\mu) | K^0 \rangle}{\frac{8}{3} F_K^2 m_{K^0}^2}, \end{aligned} \quad (8)$$

$$O_{LL}^{\Delta S=2}(\mu) \equiv [\bar{s} \gamma_\mu (1 - \gamma_5) d] [\bar{s} \gamma^\mu (1 - \gamma_5) d], \quad (9)$$

where $b(\mu)$ is the renormalization group (RG) running factor to make \hat{B}_K invariant with respect to the renormalization scale and scheme:

$$b(\mu) = [\alpha_s^{(3)}(\mu)]^{-2/9} K_+(\mu). \quad (10)$$

Here, details on $K_+(\mu)$ are given in Ref. [11].

2. Long Distance Contribution to ε_K

There are two kinds of long distance (LD) contributions on ε_K : one is the absorptive LD effect from ξ_0 and the other is the dispersive LD effect from ξ_{LD} . The absorptive LD effects are defined as

$$\tan \xi_0 \equiv \frac{\text{Im } A_0}{\text{Re } A_0}, \quad (11)$$

$$\tan \xi_2 \equiv \frac{\text{Im } A_2}{\text{Re } A_2}. \quad (12)$$

They are related with each other through ε' :

$$\begin{aligned} \varepsilon' &\equiv e^{i(\delta_2 - \delta_0)} \frac{i\omega}{\sqrt{2}} \left(\tan \xi_2 - \tan \xi_0 \right) \\ &= e^{i(\delta_2 - \delta_0)} \frac{i\omega}{\sqrt{2}} (\xi_2 - \xi_0) + \mathcal{O}(\xi_i^3). \end{aligned} \quad (13)$$

The overall contribution of the ξ_0 term to ε_K is about -9.4% .

The dispersive LD effect is defined as

$$\xi_{LD} = \frac{m'_{LD}}{\sqrt{2}\Delta M_K}, \quad (14)$$

where

$$m'_{LD} = -\text{Im} \left[\mathcal{P} \sum_C \frac{\langle \bar{K}^0 | H_w | C \rangle \langle C | H_w | K^0 \rangle}{m_{K^0} - E_C} \right]. \quad (15)$$

if the CPT invariance is well respected. The overall contribution of the ξ_{LD} to ε_K is about $\pm 2.2\%$.

B. Master Formula for ε_K (BGS method)

The BGS method was reported in Ref. [16]. The original idea on $u-t$ unitarity was introduced in Ref. [25] in order to find a better method to compute weak matrix elements on the lattice with dynamical charm quarks. There has been a number of speculations on the better convergence in the perturbative expansion with respect to the charm quark contribution, as in Ref. [26]. A pedagogical review on the $c-t$ unitarity and the $u-t$ unitarity is available in FLAG-24 [12].

The BGS master formula for ε_K is

$$\begin{aligned} \varepsilon_K &= e^{i\theta} \sqrt{2} \sin \theta \left(C_\varepsilon X_{SD}^{\text{BGS}} \hat{B}_K + \frac{\xi_0}{\sqrt{2}} + \xi_{LD} \right) \\ &+ \mathcal{O}(\omega\varepsilon') + \mathcal{O}(\xi_0\Gamma_2/\Gamma_1). \end{aligned} \quad (16)$$

Here note that the short-distance contribution term X_{SD} in Eq. (3) and Eq. (5) in the traditional method of $c-t$ unitarity is replaced by the new term X_{SD}^{BGS} in the BGS method of $u-t$ unitarity.

$$X_{SD}^{\text{BGS}} = |V_{cb}|^2 \lambda^2 \bar{\eta} \left[|V_{cb}|^2 (1 - \bar{\rho}) \eta_{tt}^{\text{BGS}} \mathcal{S}_{tt}(x_c, x_t) \right.$$

$$\left. - \eta_{ut}^{\text{BGS}} \mathcal{S}_{ut}(x_c, x_t) \right] \quad (17)$$

Here the QCD corrections η_i of $u-t$ unitarity [16] are

$$\eta_{tt}^{\text{BGS}} = \eta_{tt}^{\text{NLL}} = 0.55(1 \pm 4.2\% \pm 0.1\%) \quad (18)$$

$$\eta_{ut}^{\text{BGS}} = \eta_{ut}^{\text{NLL}} = 0.402(1 \pm 1.3\% \pm 0.2\% \pm 0.2\%) \quad (19)$$

The modified Inami-Lim functions are

$$\mathcal{S}_{tt}(x_c, x_t) = S(x_t) + S(x_c) - 2S(x_c, x_t) \quad (20)$$

$$\mathcal{S}_{ut}(x_c, x_t) = S(x_c) - S(x_c, x_t) \quad (21)$$

Here C_ε , ξ_0 , ξ_{LD} are the same as in the previous Subsection II A.

III. INPUT PARAMETERS

We need values of 19 input parameters defined in the standard model (SM) in order to evaluate ε_K directly from the SM. Out of the 19 parameters, it is possible to obtain 9 parameters such as \hat{B}_K , $|V_{cb}|$, ξ_0 , ξ_2 , ξ_{LD} , $|V_{us}|$, $|V_{ud}|$, F_K , and $m_c(m_c)$ directly from lattice QCD. Here, we describe how to obtain the entire input parameters from lattice QCD results and from experimental results in detail.

A. Wolfenstein Parameters

The CKMfitter [27] and UTfit [28, 29] collaborations keep updating the Wolfenstein parameters (WP) [30] (λ , A , $\bar{\rho}$, $\bar{\eta}$) on their web sites, which are determined by the global unitarity triangle (UT) fit. Results of the CKMfitter (2024) and the UTfit (2024) are summarized in Table I.

As pointed out in Ref. [11], the Wolfenstein parameters extracted by the global UT fit have unwanted correlation with ε_K , because ε_K is used as an input to obtain them. Hence, in order to avoid this correlation, we take another set of the Wolfenstein parameters determined from the angle-only-fit (AOF) suggested in Ref. [32]. In the AOF, ε_K , \hat{B}_K , and $|V_{cb}|$ are not used as inputs to determine the UT apex ($\bar{\rho}$, $\bar{\eta}$). We present the AOF results for WP in Table I.

We can determine λ from $|V_{us}|$ and $|V_{ud}|$, or from r , using Eq. (22).

$$\lambda = \frac{|V_{us}|}{\sqrt{|V_{ud}|^2 + |V_{us}|^2}} = \frac{r}{\sqrt{1+r^2}}, \quad (22)$$

$$r = \frac{|V_{us}|}{|V_{ud}|}. \quad (23)$$

Both results for $|V_{us}|$ and $|V_{ud}|$, and r are obtained from lattice QCD [12]. In Table II (a), we summarize results for $|V_{us}|$ and $|V_{ud}|$. In Table II (b), we present results for r . Here, we determine λ from r in Table II (b), since

TABLE I. Wolfenstein parameters (WP). Both CKMfitter and UTfit groups use the global unitarity triangle fit. Here, AOF represents the angle-only-fit.

WP	CKMfitter		UTfit		AOF
λ	$0.22498^{+0.00023}_{-0.00021}$	[27]	0.22519(83)	[29, 31]	0.22536(42) [12]
$\bar{\rho}$	$0.1562^{+0.0112}_{-0.0040}$	[27]	0.160(9)	[28, 29]	0.159(16) [28]
$\bar{\eta}$	$0.3551^{+0.0051}_{-0.0057}$	[27]	0.346(9)	[28, 29]	0.339(10) [28]

its error is less than the other combination ($|V_{us}|$ and $|V_{ud}|$). We present results for λ determined from r in the AOF column of Table I. The Wolfenstein parameter A is determined directly from $|V_{cb}|$, which will be discussed later in Section III B.

TABLE II. CKM matrix elements: (a) $|V_{us}|$ and $|V_{ud}|$, and (b) $r = |V_{us}|/|V_{ud}|$.

(a) $ V_{us} $ and $ V_{ud} $			
type	$ V_{us} $	$ V_{ud} $	Ref.
Lattice $N_f = 2 + 1 + 1$	0.22483(61)	0.97439(14)	FLAG-24 [12]
Lattice $N_f = 2 + 1$	0.22481(58)	0.97440(13)	FLAG-24 [12]
nuclear β decay	0.2277(13)	0.97373(31)	PDG-22 [33]
(b) $r = V_{us} / V_{ud} $			
type	r		Ref.
f_{K^\pm}/f_{π^\pm}	0.23126(50)		FLAG-24 [12]
f_K/f_π	0.23131(45)		FLAG-24 [12]

Recently the UTfit collaboration has updated values for the WP in Ref. [28]. Here, we use the results of AOF in Table I to evaluate $|\varepsilon_K|$, in order to avoid unwanted correlation between $(\varepsilon_K, \hat{B}_K, |V_{cb}|)$ and $(\bar{\rho}, \bar{\eta})$.

B. $|V_{cb}|$

In Table III we summarize updated results for both exclusive $|V_{cb}|$ and inclusive $|V_{cb}|$. Here the **ex-comb** means that the results for $|V_{cb}|$ are obtained using the combined fitting of multiple decay channels such as $|V_{cb}|$ determined from the $\bar{B} \rightarrow D^* \ell \bar{\nu}$ decays, $|V_{cb}|$ determined from the $\bar{B} \rightarrow D \ell \bar{\nu}$ decays, and constraints by $|V_{ub}|/|V_{cb}|$ determined from the ratio of $R_{\text{BF}}(\Lambda_b)$ or $R_{\text{BF}}(B_s)$.

$$R_{\text{BF}}(\Lambda_b) = \frac{\mathcal{B}(\Lambda_b \rightarrow p \ell^- \bar{\nu})}{\mathcal{B}(\Lambda_b \rightarrow \Lambda_c \ell^- \bar{\nu})} \quad (24)$$

$$R_{\text{BF}}(B_s) = \frac{\mathcal{B}(B_s \rightarrow K^- \ell^+ \nu)}{\mathcal{B}(B_s \rightarrow D_s^- \ell^+ \nu)} \quad (25)$$

In Ref. [34] the FNAL/MILC collaboration reported results for exclusive $|V_{cb}|$ determined using the BGL parametrization methods applied to both the Belle and BaBar experimental results combined with the semileptonic form factors obtained using the lattice QCD tools for the $\bar{B} \rightarrow D^* \ell \bar{\nu}$ decays at both zero ($w = 0$) and non-zero ($w \neq 0$) recoil points. The semileptonic form factors are extracted from the 2pt and 3pt correlation function data measured on the MILC asqtad ensembles [35–37]. The FNAL/MILC results for $|V_{cb}|$ are summarized in Table III (a).

The FLAG adopted the **ex-comb** method to obtain their final results in Ref. [12]. In their version of **ex-comb** they use results from three channels: (1) results for $|V_{cb}|$ determined using the BGL parametrization method for the $\bar{B} \rightarrow D^* \ell \bar{\nu}$ decay modes from both Belle and BaBar, and (2) results for $|V_{cb}|$ determined using the BCL parametrization method for the $\bar{B} \rightarrow D \ell \bar{\nu}$ decay modes from both Belle and BaBar combined with the semileptonic form factors obtained using the lattice QCD tools by the FNAL/MILC [38] and HPQCD collaborations [39], and (3) results for $|V_{ub}|/|V_{cb}|$ determined from the ratio of $R_{\text{BF}}(B_s)$ [40] excluding results for $R_{\text{BF}}(\Lambda_b)$ [41]. Here the caveats are that they (FNAL/MILC and HPQCD) share the same asqtad gauge configuration ensembles of MILC [42] to perform the measurements, which leads to unwanted correlation between their results. They (FLAG) just neglected it. The FLAG results for $|V_{cb}|$ are summarized in Table III (a).

Recently the HFLAV collaboration reported the **ex-comb** results for $|V_{cb}|$ in Ref. [43]. In their version of **ex-comb**, they use results of multiple channels: (1,2) results for $|V_{cb}|$ obtained using the CLN parametrization methods applied to the experimental results for the $\bar{B} \rightarrow D^* \ell \bar{\nu}$ and $\bar{B} \rightarrow D \ell \bar{\nu}$ decay modes combined with the semileptonic form factors determined using the lattice QCD tools by FLAG 2021 [44] and FNAL/MILC [45], and (3) results for exclusive $|V_{cb}|$ obtained using the CLN and BGL methods to analyze the experimental results of LHCb for the $B_s \rightarrow D_s^- \ell^+ \nu$ and $B_s \rightarrow D_s^{*-} \ell^+ \nu$ decays combined with the semileptonic form factors determined from lattice QCD by HPQCD [40, 46], and (4) results for exclusive $|V_{ub}|/|V_{cb}|$ determined from the ratio of $R_{\text{BF}}(\Lambda_b)$ and $R_{\text{BF}}(B_s)$ with the form factors obtained from lattice QCD by Ref. [47] and HPQCD [46]. Here the caveats are that they also neglect unwanted correlation among the semileptonic form factors determined from lattice QCD due to sharing the MILC gauge en-

sembles in the data measurements. The HFLAV results for $|V_{cb}|$ are collected in Table III (a).

In Ref. [48] the HPQCD collaboration reported updated **ex-comb** results for exclusive $|V_{cb}|$. In their version of **ex-comb** they use results from two independent channels: (1) results for $|V_{cb}|$ determined from the Belle untagged data of the $\bar{B} \rightarrow D^* \ell \bar{\nu}$ decays [49] and (2) results for $|V_{cb}|$ obtained from the LHCb untagged data of $B_s \rightarrow D_s^{*-} \ell^+ \nu$ decays [50] combined with the semileptonic form factors obtained using lattice QCD tools by the HPQCD collaboration. They adopted the heavy-HISQ method [51] to obtain the semileptonic form factors, in which they use the HISQ action (one of the improved staggered quark actions) to interpolate to the charm quark mass and to extrapolate to the bottom quark mass. They use the MILC HISQ gauge ensembles [52] for the numerical study. Their results are consistent with those of FNAL/MILC 2022, but just have bigger errors. The HPQCD results for $|V_{cb}|$ are collected in Table III (a).

TABLE III. Results for $|V_{cb}|$ in units of 1.0×10^{-3} .

(a) Exclusive $ V_{cb} $			
channel	value	Ref.	source
$B \rightarrow D^* \ell \bar{\nu}$	38.40(78)	[34]	FNAL/MILC-22
ex-comb	39.46(53)	[12]	FLAG-24
ex-comb	39.10(50)	[43]	HFLAV-23
ex-comb	39.03(56)(67)	[48]	HPQCD-23

(b) Inclusive $ V_{cb} $			
channel	value	Ref.	source
kinetic scheme	42.16(51)	[53]	Gambino-21
1S scheme	41.98(45)	[43]	1S-23

In Table III (a) we summarize results for inclusive $|V_{cb}|$. The tension between inclusive $|V_{cb}|$ and exclusive $|V_{cb}|$ remains in the $3.1\sigma \sim 4.0\sigma$ level as before.

One good news is that the difference in exclusive $|V_{cb}|$ between the CLN⁷ and BGL⁸ parametrization methods has disappeared since 2019 [21], as one can see in Fig. 1. In Fig. 1, the substantial discrepancy between the exclusive $|V_{cb}|$ values obtained using the CLN parametrization and those obtained using the BGL parametrization were observed until the first version of the FLAG 2019 report [57] (refer to the magenta label **FLAG-19** in Fig. 1). This discrepancy has disappeared since the SWME 2019 report [21] (refer to the green label **SWME-19**). The critical issues on the debates have been resolved by the

⁷ For more details, refer to Refs. [54, 55].

⁸ For more details, refer to Ref. [56].

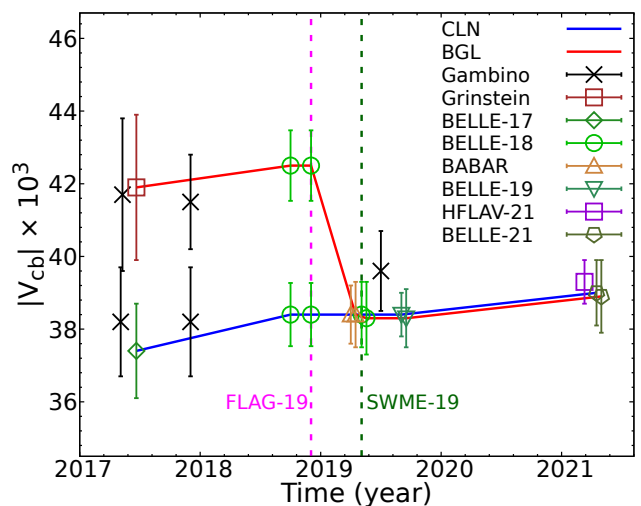


FIG. 1. Comparison of $|V_{cb}|$ [in units of 1.0×10^{-3}] obtained using the CLN (blue line) and BGL (red line) parametrization methods. Details on the legends such as BELLE-17 are presented in Table IV.

time evolution as in Fig. 1. Details on the previous debates and unresolved issues between CLN and BGL are described in [17].

C. \hat{B}_K

In the FLAG review 2024 [12], they report lattice QCD results for \hat{B}_K with $N_f = 2$, $N_f = 2 + 1$, and $N_f = 2 + 1 + 1$. Here we prefer the \hat{B}_K results with $N_f = 2 + 1$ to those with $N_f = 2 + 1 + 1$. The physical reasons for this choice are given in our previous paper Ref. [17]. Basically the master formula for ε_K is derived for $N_f = 2 + 1$ but not for $N_f = 2 + 1 + 1$. Correspondingly the \hat{B}_K parameter is also defined for $N_f = 2 + 1$. Hence, it is significantly more convenient and straightforward to use the \hat{B}_K results with $N_f = 2 + 1$.

Even though a theoretical procedure to incorporate the charm quark effect (with $N_f = 2 + 1 + 1$) systematically on the ε_K calculation is available in Refs. [25, 64], this method is in the premature stage of exploratory study, and far away from the precision measurement yet. There has been an interesting attempt to combine all the lattice results for \hat{B}_K with $N_f = 2 + 1$ and $N_f = 2 + 1 + 1$ to obtain a result for \hat{B}_K with $N_f = 2 + 1$ in Ref. [65].

We prefer using the results for \hat{B}_K with $N_f = 2 + 1$ to those with $N_f = 2$ since the approximation of quenching the vacuum polarization contributions of the strange quark is an unwanted damage to the precision measurement.

In Table V we present the FLAG 2024 results for \hat{B}_K with $N_f = 2 + 1$. Here they take a global average over the five data points from BMW 11 [70], Laiho 11 [69], RBC/UKQCD 14 [68], SWME 15 [67], and

TABLE IV. Results of exclusive $|V_{cb}|$ [in units of 1.0×10^{-3}] obtained using the CLN and BGL parametrization methods. Here the time is given in the format of year-month.

label ID	time	method	value	Ref.
Gambino	2017-04	CLN	38.2(15)	[58]
Gambino		BGL	41.7(21)	[58]
BELLE-17	2017-05	CLN	37.4(13)	[59] [60]
Grinstein		BGL	41.9(20)	[60]
Gambino	2017-11	CLN	38.2(15)	[61]
Gambino		BGL	41.5(13)	[61]
BELLE-18(v1)	2018-09	CLN	38.4(9)	[49]
BELLE-18(v1)		BGL	42.5(10)	[49]
BELLE-18(v2)	2018-11	CLN	38.4(9)	[49]
BELLE-18(v2)		BGL	42.5(10)	[49]
BABAR-19	2019-03	CLN	38.4(8)	[62]
BABAR-19		BGL	38.4(9)	[62]
BELLE-18(v3)	2019-04	CLN	38.4(9)	[49]
BELLE-18(v3)		BGL	38.3(10)	[49]
Gambino	2019-05	BGL	39.6(11)	[63]
HFLAV-21	2021-04	CLN	39.3(6)	[41]
BELLE-21	2021-04	CLN	39.0(9)	[49]
BELLE-21		BGL	38.9(10)	[49]

TABLE V. \hat{B}_K in lattice QCD with $N_f = 2 + 1$.

Collaboration	Ref.	\hat{B}_K
RBC/UKQCD 24	[66]	0.7436(25)(78)
SWME 15	[67]	0.735(5)(36)
RBC/UKQCD 14	[68]	0.7499(24)(150)
Laiho 11	[69]	0.7628(38)(205)
BMW 11	[70]	0.7727(81)(84)
FLAG-24	[12]	0.7533(91)

RBC/UKQCD 24 [66]. The FLAG-24 in the table represents the final combined result for \hat{B}_K . Here we use this (FLAG-24) for our evaluation of ε_K .

D. ξ_0

The absorptive part of long distance effects in ε_K is parametrized by ξ_0 . We can express ε'/ε in terms of ξ_0 and ξ_2 as follows,

$$\xi_0 \equiv \arctan \left(\frac{\text{Im } A_0}{\text{Re } A_0} \right) = \frac{\text{Im } A_0}{\text{Re } A_0} + \mathcal{O}(\xi_0^3) \quad (26)$$

$$\xi_2 \equiv \arctan \left(\frac{\text{Im } A_2}{\text{Re } A_2} \right) = \frac{\text{Im } A_2}{\text{Re } A_2} + \mathcal{O}(\xi_2^3) \quad (27)$$

$$\text{Re} \left(\frac{\varepsilon'}{\varepsilon} \right) = \frac{\omega}{\sqrt{2}|\varepsilon_K|} (\xi_2 - \xi_0). \quad (28)$$

Here ξ_I with isospin $I = 0, 2$ represents a phase of the amplitude A_I ⁹.

There are two independent methods to determine ξ_0 in lattice QCD: one is the indirect method and the other is the direct method. The indirect method is to determine ξ_0 using Eq. (28) with lattice QCD results for ξ_2 combined with experimental results for ε'/ε , ε_K , and ω . The direct method is to determine ξ_0 directly using lattice QCD results for $\text{Im } A_0$ combined with experimental results for $\text{Re } A_0$.

TABLE VI. Input parameter ξ_0 .

(a) Experimental results for $\text{Re } A_0$, $\text{Re } A_2$ and etc.

parameter	value	Ref.
$\text{Re } A_0$	$3.3201(18) \times 10^{-7} \text{GeV}$	[71, 72]
$\text{Re } A_2$	$1.4787(31) \times 10^{-8} \text{GeV}$	[71]
ω	0.04454(12)	[71]
$ \varepsilon_K $	$2.228(11) \times 10^{-3}$	[33]
$\text{Re}(\varepsilon'/\varepsilon)$	$1.66(23) \times 10^{-3}$	[33]

(b) Lattice QCD results for $\text{Im } A_0$ in units of $1.0 \times 10^{-11} \text{GeV}$.

parameter	method	value	Ref.
$\text{Im } A_0$	G-parity BC	-6.98(62)(144)	[73]
$\text{Im } A_0$	periodic BC	-8.7(12)(26)	[74]

(c) Lattice QCD results for $\text{Im } A_2$ in units of $1.0 \times 10^{-13} \text{GeV}$.

parameter	method	value	Ref.
$\text{Im } A_2$	G-parity BC	-8.34(103)	[73]
$\text{Im } A_2$	periodic BC	-5.91(13)(175)	[74]

(d) ξ_0 in units of 1.0×10^{-4} .

parameter	method	value	Ref.
ξ_0	indirect	-1.738(177)	[73]
ξ_0	direct	-2.102(472)	[73]

In Table VI (a), we summarize experimental results for $\text{Re } A_0$, $\text{Re } A_2$, ω , $|\varepsilon_K|$, and $\text{Re}(\varepsilon'/\varepsilon)$. In Table VI (b), we present lattice QCD results for $\text{Im } A_0$. In Table VI (c), we present lattice QCD results for $\text{Im } A_2$. In Table VI

⁹ The definition of A_I is given in Eq. (29) of Ref. [11]

(d), we report results for ξ_0 obtained, using the indirect and direct methods. Here we use the results of both the indirect and direct method for ξ_0 to evaluate ε_K . A merit for the indirect method is that its systematic and statistical errors for ξ_0 are much less than those for the direct method. A merit for the direct method is that the theoretical interpretation is easy and straightforward, while a disadvantage is that its error is about 3 times bigger than that of the indirect method.

In Ref. [73], the RBC-UKQCD collaboration calculated amplitudes of $\text{Im } A_0$ and $\text{Im } A_2$ of $K \rightarrow \pi\pi$ decays using the domain wall fermions for light quarks by imposing G-parity boundary condition (BC) in order to tune the energy of the $I = 0, 2$ two pion state very close to the kaon mass. Recently, the RBC-UKQCD collaboration has calculated the same amplitudes of $\text{Im } A_0$ and $\text{Im } A_2$ using an alternative approach of variational methods by imposing periodic BC on domain wall fermions [74]. The main advantage of this new approach is that it produces the correct physical kinematics for the excited states of the two pions state. It turns out that the overall error for $\text{Im } A_0$ with the periodic BC is 1.7 times larger than that with the G-parity BC [74], while the results for $\text{Im } A_0$ and $\text{Im } A_2$ are consistent with each other as you can see in Table VI (b) and (c). Here we use the results for $\text{Im } A_0$ and $\text{Im } A_2$ obtained using the G-parity BC to evaluate $|\varepsilon_K|$ because their errors are much less than those with the periodic BC.

One remaining caveat is that the ξ_0 and ξ_2 in Ref. [73, 74] are calculated in the isospin symmetric limit (*i.e.* $m_u = m_d$). The isospin breaking effects on ε'/ε are studied in Refs. [75, 76]. These studies conclude that the isospin violation correction in the CP violation correction for ε' is below 15% within the uncertainties of large N_c estimates for the low energy constants. Since ξ_0 has an effect of about -7.8% on ε_K , the maximum of the isospin violation effect, 15% of ξ_0 amounts to $\pm 1\%$ correction for ε_K . Here we neglect this effect of isospin breaking without loss of generality in our conclusion¹⁰.

E. ξ_{LD}

The dispersive long distance (LD) effect on ε_K are explained in Eqs. (14) and (15) in Sec. II A 2.

Lattice QCD tools to calculate the dispersive LD effect, ξ_{LD} are well established in Ref. [25, 64, 77]. Recently, there have been a number of attempts to calculate ξ_{LD} on the lattice [78, 79]. These attempts in Refs. [78, 79] belong to a category of exploratory study rather than that of precision measurement.

The net contribution of ξ_{LD} to ε_K in Eqs. (14) and (15) turns out to be of the same order of magnitude as ξ_0 using chiral perturbation theory [80]. They provide the formula for ξ_{LD} as follows,

$$\xi_{\text{LD}} = -0.4(3) \times \frac{\xi_0}{\sqrt{2}}, \quad (29)$$

Here we use the results of the indirect method for ξ_0 in Table VI. We call this method the BGI estimate for ξ_{LD} . This also indicates that ξ_{LD} is around a $5(4)\% \sim 6(5)\%$ correction to ε_K . This claim is highly consistent with the estimate of about 2% in Ref. [25, 81]:

$$\xi_{\text{LD}} = (0 \pm 1.6)\%. \quad (30)$$

We call this method the RBC-UKQCD estimate for ξ_{LD} . In this paper, we use both method to estimate ξ_{LD} .

F. Top quark mass

Results for the pole mass (M_t) of top quarks are summarized in Table VII. The pole mass (M_t) and the $\overline{\text{MS}}$ mass ($m_t(\mu)$) renormalized at scale μ are related as follows,

$$\frac{m_t(\mu)}{M_t} = z(\mu) = \frac{Z_{\text{OS}}}{Z_{\overline{\text{MS}}}}. \quad (31)$$

Here, Z_{OS} is the renormalization factor in the on-shell scheme, and $Z_{\overline{\text{MS}}}$ is the renormalization factor in the $\overline{\text{MS}}$ scheme. In Table VII, $m_t(m_t)$ is the top scale-invariant quark mass at the scale set to $\mu = m_t(\mu)$. Technical details on how to obtain the scale-invariant top quark mass $m_t(m_t)$ in the $\overline{\text{MS}}$ scheme at the four-loop level is explained in Ref. [17]. In Table VII, the first error of $m_t(m_t)$ comes from the error of the pole mass M_t and the second error comes from truncation of the higher loops in the conversion formula. Technical details on this are described in Ref. [17]. We have neglected the renormalon ambiguity and corrections due to the three-loop fermion mass such as m_b (bottom quark mass) and m_c (charm quark mass). Our results for $m_t(m_t)$ are consistent with those of RUNDEC [82].

TABLE VII. Results for M_t in units of GeV.

Collaboration	M_t	$m_t(m_t)$	Ref.
PDG 2021	172.76(30)	162.96(28)(17)	[83]
PDG 2022	172.69(30)	162.90(28)(17)	[33]
PDG 2023	172.69(30)	162.90(28)(17)	[33]
PDG 2024	172.57(29)	162.77(27)(17)	[7]

In Fig. 2, we present time evolution of the top quark pole mass M_t . We find that the average value shifts downward by 0.47% over time and the error shrinks fast down to 30% of the beginning error (2012) thanks to accumulation of high statistics in the LHC experiments.

¹⁰ Note that the gap $\Delta\varepsilon_K$ between the experimental value and theoretical expectation value of $|\varepsilon_K|$ is about 35%. Hence, the 1% effect of isospin breaking cannot change the conclusion of this paper. For more details, refer to Sec. V.

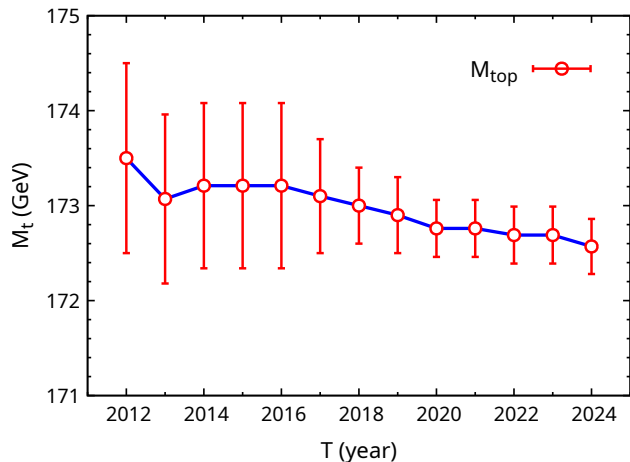


FIG. 2. History of M_t (top quark pole mass).

G. Charm quark mass

In Table VIII we present lattice QCD results for the charm quark mass $m_c(m_c)$ determined from lattice QCD (FLAG 2024) [12]. We find that the results for $m_c(m_c)$ with $N_f = 2 + 1$ in Table VIII (b) are consistent with one another. The results for $m_c(m_c)$ with $N_f = 2 + 1 + 1$ are inconsistent between ETM and the rest. This ends up with a very large error in the combined results for $m_c(m_c)$ with $N_f = 2 + 1 + 1$ in Table VIII (a). We suspect that there might be some issues unresolved in the results of ETM mainly because the rest are consistent with the results with $N_f = 2 + 1$. Hence, we prefer the results for $m_c(m_c)$ with $N_f = 2 + 1$ to evaluate ε_K .

H. W -boson mass

In Fig. 3, we plot the W boson mass (M_W) as a function of time. The corresponding values for M_W are presented in Table IX.

In Fig. 3, the light-green band represents the standard model (SM) prediction, the red circles represent the PDG results from the experimental summary, and the brown cross represents the CDF-2022 result. Here we find that all the results of PDG are consistent with the SM prediction, while the CDF result deviates from the SM prediction by $\approx 7\sigma$.

We use the SM-2023 result for M_W to evaluate ε_K .

I. Higher order QCD corrections

We summarize higher order QCD corrections η_i in Table X. There are two sets of η_i : one is η_i of $c-t$ unitarity (the **traditional method** used in Ref. [11, 17], and the other is η_i ($= \eta_i^{\text{BGS}}$) of $u-t$ unitarity (the **BGS method** used in Ref. [16]). The traditional method for η_i of $c-t$

TABLE VIII. Results for $m_c(m_c)$ in units of GeV.

(a) Summary of $m_c(m_c)$			
Collaboration	N_f	$m_c(m_c)$	Ref.
FLAG 2024	2 + 1	1.278(6)	[12]
FLAG 2024	2 + 1 + 1	1.280(13)	[12]
(b) $m_c(m_c)$ with $N_f = 2 + 1$			
Collaboration		$m_c(m_c)$	Ref.
ALPHA 23		1.296(15)	[84]
ALPHA 21		1.296(19)	[85]
Petreczky 19		1.265(10)	[86]
JLQCD 16		1.2871(123)	[87]
χ QCD 14		1.304(5)(20)	[88]
HPQCD 10		1.273(6)	[89]
RBC/UKQCD 24 ^a		1.292(12)	[90]
(c) $m_c(m_c)$ with $N_f = 2 + 1 + 1$			
Collaboration		$m_c(m_c)$	Ref.
ETM 21A		1.339(22)(⁺¹⁹ ₋₁₀)(10)	[91]
HPQCD 20A		1.2719(78)	[92]
FNAL/MILC/TUMQCD 18		1.273(4)(1)(10)	[93]
HPQCD 14A		1.2715(95)	[94]
ETM 14A		1.3478(27)(195)	[95]
ETM 14		1.348(46)	[96]

^a This is not included in the FLAG 2024 results for $N_f = 2 + 1$.

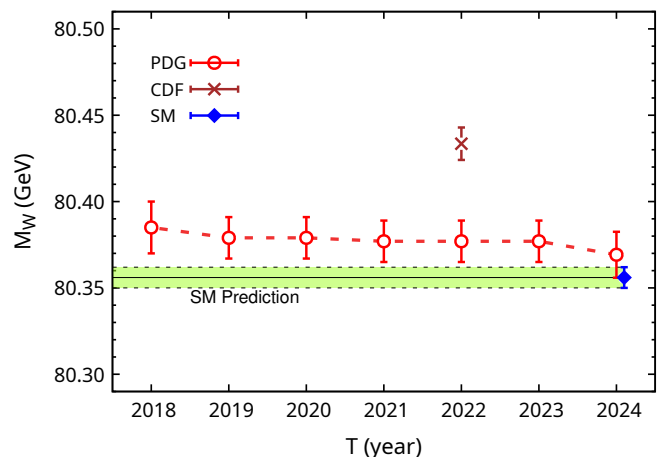


FIG. 3. Time evolution of M_W .

unitarity is described in Subsection IIA (Eqs. (3) and (5)), and the BGS method for η_i of $u-t$ unitarity is explained in Subsection IIB. We present η_i of $c-t$ unitarity (the traditional method) in Table X (a), and η_i of $u-t$

TABLE IX. Values of W -boson mass M_W in Fig. 3.

Source	M_W (GeV)	Ref.
SM-2024	80.353(6)	[7]
CDF-2022	80.4335(94)	[97]
PDG-2024	80.3692(133)	[7]
PDG-2023	80.377(12)	[33]
PDG-2022	80.377(12)	[33]
PDG-2021	80.377(12)	[83]
PDG-2020	80.379(12)	[83]
PDG-2019	80.379(12)	[98]
PDG-2018	80.385(15)	[99]

unitarity (the BGS method) in Table X (b).

TABLE X. Higher order QCD corrections.

(a) η_i of $c-t$ unitarity (traditional method)

Input	Value	Ref.
η_{cc}	1.72(27)	[11]
η_{tt}	0.5765(65)	[100]
η_{ct}	0.496(47)	[101]

(b) η_i of $u-t$ unitarity (BGS method)

Input	Value	Ref.
η_{tt}^{BGS}	$0.55(1 \pm 4.2\% \pm 0.1\%)$	[16]
η_{ut}^{BGS}	$0.402(1 \pm 1.3\% \pm 0.2\% \pm 0.2\%)$	[16]

The BGS method (η_{ut}^{BGS}) are supposed to have better convergence with respect to the charm quark mass contribution [16].

J. Other Input Parameters

Other input parameters are summarized in Table XI. They are the same as Ref. [17] except for the Fermi constant G_F , and the kaon decay constant F_K . For the Fermi constant, we use the updated results of PDG-2024 [7]. For the kaon decay constant, we use the lattice QCD results of FLAG-2024 [12].

IV. RESULTS

Here we present results for $|\varepsilon_K|$ obtained with various combination of input parameters. We report results for $|\varepsilon_K|^{\text{SM}}$ obtained using the **traditional** method with η_i of $c-t$ unitarity in Subsection IV A, and those obtained using the BGS method with η_i of $u-t$ unitarity in Subsection IV B.

TABLE XI. Other input parameters.

Input	Value	Ref.
G_F	$1.1663788(6) \times 10^{-5} \text{ GeV}^{-2}$	[7]
θ	$43.52(5)^\circ$	[7]
m_{K^0}	497.611(13) MeV	[7]
ΔM_K	$3.484(6) \times 10^{-12} \text{ MeV}$	[7]
F_K	155.7(3) MeV	[12]

A. η_i of $c-t$ unitarity (the traditional method)

Here we present results for $|\varepsilon_K|^{\text{SM}}$ obtained using the **traditional** method with η_i of $c-t$ unitarity. We classify them into two sub-categories: (1) results for $|\varepsilon_K|^{\text{SM}}$ obtained using the RBC-UKQCD estimate for ξ_{LD} , and (2) those obtained using the BGI estimate for ξ_{LD} . The former are presented in Subsubsection IV A 1 and the latter in Subsubsection IV A 2.

1. RBC-UKQCD estimate for ξ_{LD}

In Table XII, we present results for $|\varepsilon_K|^{\text{SM}}$ and $\Delta\varepsilon_K$ obtained using the **indirect** method for ξ_0 , the RBC-UKQCD estimate for ξ_{LD} , the **traditional** method for η_i of $c-t$ unitarity, the FLAG-24 results for \hat{B}_K , and the AOF results for Wolfenstein parameters. Here the superscript $^{\text{SM}}$ represents the theoretical expectation value of $|\varepsilon_K|$ obtained directly from the SM, and $\Delta\varepsilon_K \equiv |\varepsilon_K|^{\text{Exp}} - |\varepsilon_K|^{\text{SM}}$. The superscript $^{\text{Exp}}$ represents the experimental result for $|\varepsilon_K|$. In Table XII, we find that the theoretical results for $|\varepsilon_K|^{\text{SM}}$ obtained with lattice QCD inputs including exclusive $|V_{cb}|$ have $5.1\sigma \sim 4.1\sigma$ tension with the experimental results for $|\varepsilon_K|^{\text{Exp}}$. In contrast, we also find that there is no tension with those obtained using inclusive $|V_{cb}|$, which is obtained using the heavy quark expansion and QCD sum rules.

In Table XIII, we report results for $|\varepsilon_K|^{\text{SM}}$ and $\Delta\varepsilon_K$ evaluated using the **direct** method for ξ_0 , the RBC-UKQCD estimate for ξ_{LD} , the **traditional** method for η_i of $c-t$ unitarity, the FLAG-24 results for \hat{B}_K , and the AOF results for Wolfenstein parameters. In Table XIII, we find that the theoretical expectation values for $|\varepsilon_K|^{\text{SM}}$ determined from lattice QCD inputs including exclusive $|V_{cb}|$ have $5.2\sigma \sim 4.1\sigma$ tension with the experimental results for $|\varepsilon_K|^{\text{Exp}}$. This is consistent with what we observe in Table XII.

In Fig. 4, we make a plot of results for ε_K calculated directly from the SM with the lattice QCD inputs described in Section III. In Fig. 4 (a), the blue curve which encircles the histogram represents the theoretical evaluation of ε_K using the FLAG-24 \hat{B}_K , the AOF for Wolfenstein parameters, the exclusive $|V_{cb}|$ (FNAL/MILC-22 in Table III (a)), the indirect method for ξ_0 , the RBC-UKQCD estimate for ξ_{LD} , and the traditional method for η_i of

TABLE XII. $|\varepsilon_K|$ in units of 1.0×10^{-3} obtained using the FLAG-24 results for \hat{B}_K , AOF for the Wolfenstein parameters, the **indirect** method for ξ_0 , the RBC-UKQCD estimate for ξ_{LD} , and the **traditional** method for η_i of $c-t$ unitarity. The abbreviation **excl** (**incl**) represents exclusive (inclusive) $|V_{cb}|$. The abbreviation **exp** represents the experimental result for $|\varepsilon_K|$: $|\varepsilon_K|^{\text{Exp}}$. The labels in the source column match those in Table III.

$ V_{cb} $	method	source	$ \varepsilon_K ^{\text{SM}}$	$\Delta\varepsilon_K/\sigma$
excl	BGL	FNAL/MILC-22	1.453 ± 0.152	5.10
excl	comb	HFLAV-23	1.551 ± 0.132	5.10
excl	comb	FLAG-24	1.605 ± 0.138	4.50
excl	comb	HPQCD-23	1.544 ± 0.168	4.06
incl	1S	1S-23	2.017 ± 0.154	1.36
incl	kinetic	Gambino-21	2.050 ± 0.162	1.10
$ \varepsilon_K ^{\text{Exp}}$	exp	PDG-24	2.228 ± 0.011	0.00

TABLE XIII. $|\varepsilon_K|$ in units of 1.0×10^{-3} obtained using the **direct** method for ξ_0 , while the rest of the input parameters are the same as in Table XII. The notation is the same as in Table XII.

$ V_{cb} $	method	source	$ \varepsilon_K ^{\text{SM}}$	$\Delta\varepsilon_K/\sigma$
excl	BGL	FNAL/MILC-22	1.428 ± 0.155	5.17
excl	comb	HFLAV-23	1.526 ± 0.136	5.16
excl	comb	FLAG-24	1.580 ± 0.141	4.58
excl	comb	HPQCD-23	1.519 ± 0.171	4.14
$ \varepsilon_K ^{\text{Exp}}$	exp	PDG-24	2.228 ± 0.011	0.00

$c-t$ unitarity. The red curves in Fig. 4 represent the experimental results for $|\varepsilon_K|$ ($|\varepsilon_K|^{\text{Exp}}$). In Fig. 4 (b), the blue curve represents the same as in Fig. 4 (a) except for using the inclusive $|V_{cb}|$ (1S-23 in Table III (b)).

In Fig. 4, the results for $|\varepsilon_K|$ are presented in units of 1.0×10^{-3} as in Table XII. From Fig. 4 and Table XII, we find that the theoretical expectation value of $|\varepsilon_K|^{\text{SM}}$ with lattice QCD inputs (with exclusive $|V_{cb}|$ of FNAL/MILC-22) has 5.10σ tension with the experimental result $|\varepsilon_K|^{\text{Exp}}$, while there is no tension in the inclusive $|V_{cb}|$ channel (heavy quark expansion based on the OPE and QCD sum rules).

Here we use the results for exclusive $|V_{cb}|$ from FNAL/MILC-22 as a representative sample intentionally, since it contains the most comprehensive analysis of the $\bar{B} \rightarrow D^* \ell \bar{\nu}$ decays at both zero recoil and non-zero recoil, and it incorporate experimental results from both BELLE and BABAR. Another reason is that it comes from a single decay channel of $\bar{B} \rightarrow D^* \ell \bar{\nu}$ and so the error estimation is relatively clean compared with other results such as FLAG-24, HFLAV-23, and HPQCD-23, because one does not need to worry about caveats due to

the unwanted correlation between the semileptonic form factors from lattice QCD by sharing the same gauge configurations in common for the measurement.

In Fig. 5 (a), we plot the $\Delta\varepsilon_K \equiv |\varepsilon_K|^{\text{Exp}} - |\varepsilon_K|^{\text{SM}}$ in units of σ (which is the total error of $\Delta\varepsilon_K$) as a function of the time. Here we use the same $|\varepsilon_K|^{\text{SM}}$ as in Fig. 4 (a). We began to monitor $\Delta\varepsilon_K$ in 2012 when several lattice QCD results for \hat{B}_K obtained using different discretization methods for the light and strange quarks became consistent with one another within statistical uncertainty. In 2012, $\Delta\varepsilon_K$ was 2.5σ , but now it is 5.1σ . In order to understand the change of $\Delta\varepsilon_K/\sigma$ with respect to time, we perform an additional analysis on the average and error.

In Fig. 5 (b), we plot the average $\Delta\varepsilon_K$ and the error $\sigma_{\Delta\varepsilon_K}$ as a function of time. Here we find that the average of $\Delta\varepsilon_K$ has increased with some fluctuations by $\cong 49\%$ during the period of 2012–2024, and its error $\sigma_{\Delta\varepsilon_K}$ has decreased with some ripples by $\cong 27\%$ during the same period. These two effects interfere constructively to produce the 5.1σ tension in $\Delta\varepsilon_K$ in 2024. The decrease in $\sigma_{\Delta\varepsilon_K}$ with respect to time comes from significant progress in achieving higher precision on input parameters during this period (2023–2024). As time goes on, the lattice QCD calculations become more precise, and the experimental results also get more accurate, which constructively leads to the reduction in $\sigma_{\Delta\varepsilon_K}$.

In Table XIV, we present the error budget for $|\varepsilon_K|^{\text{SM}}$ evaluated using the AOF results of Wolfenstein parameters, the FNAL/MILC-22 results for exclusive $|V_{cb}|$, the FLAG-24 results for \hat{B}_K , the RBC-UKQCD estimate for ξ_{LD} , the indirect method for ξ_0 , and the traditional method for η_i of $c-t$ unitarity. Here we find that the dominant error ($\cong 52\%$) in $|\varepsilon_K|^{\text{SM}}$ comes from exclusive $|V_{cb}|$, while the errors coming from η_{ct} , $\bar{\eta}$, and η_{cc} are sub-dominant. Hence, if we are to observe a gap $\Delta\varepsilon_K$ much greater than 5.1σ , it is essential to reduce the error in exclusive $|V_{cb}|$ significantly.

In exclusive $|V_{cb}|$, the error of $|V_{cb}|$ comes from the two sources: one is experimental and the other is theoretical. The errors coming from the experiments are beyond the scope of this paper, and so we focus on the errors coming from the theory (lattice QCD). The dominant error in the theoretical calculation of the semileptonic form factors using lattice QCD tools comes from the heavy quark discretization error (HQDE) for the charm quark in lattice QCD. If one use the Fermilab action [102], the HQDE is about 1.0%, which is significantly larger than any other errors in the theoretical side. The Oktay-Kronfeld (OK) action [103] is improved up to the λ^3 order at the tree level, while the Fermilab action is improved up to the $\sim \lambda^1$ order. In order to reduce the HQDE by a factor of $\lambda \sim 1/5$, there are on-going efforts to use the OK action and improved currents [104] to calculate the $B \rightarrow D^{(*)}$ semileptonic form factors as in Ref. [105].

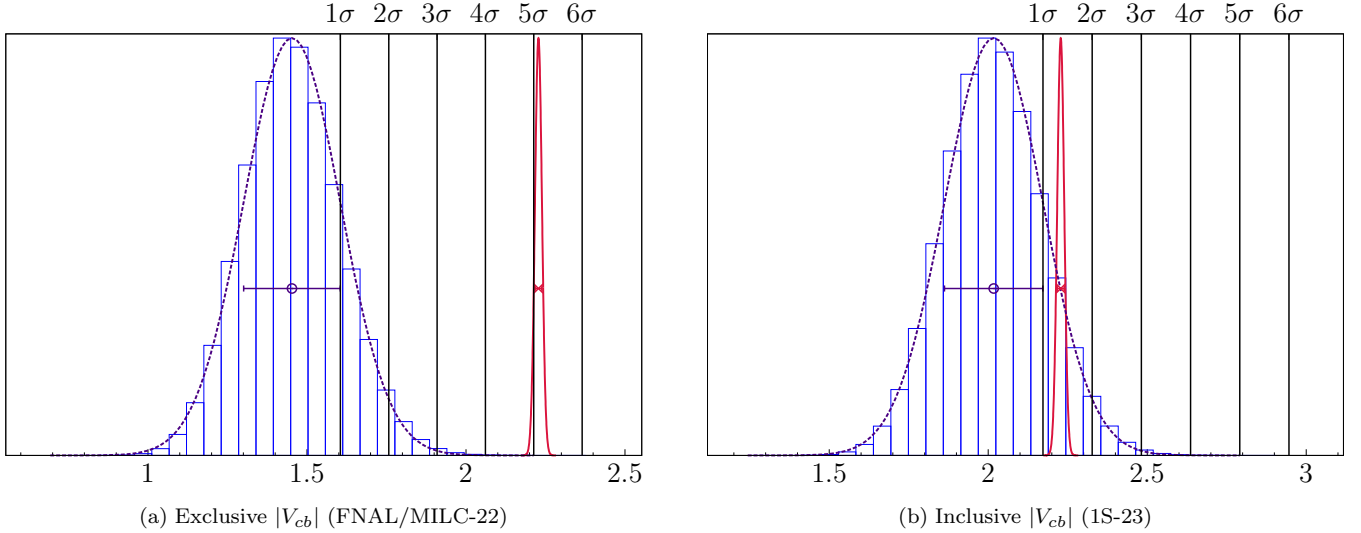


FIG. 4. $|\varepsilon_K|^{\text{SM}}$ with (a) exclusive $|V_{cb}|$ (left) and (b) inclusive $|V_{cb}|$ (right) in units of 1.0×10^{-3} . Here, we use the FLAG-24 results for \hat{B}_K , the AOF results for the Wolfenstein parameters, the **indirect** method for ξ_0 , the RBC-UKQCD estimate for ξ_{LD} , and the **traditional** method for η_i of $c-t$ unitarity. Here the exclusive $|V_{cb}|$ represents FNAL/MILC-22 in Table III (a), and the inclusive $|V_{cb}|$ corresponds to 1S-23 in Table III (b). The red curve represents the experimental results for $|\varepsilon_K|^{\text{Exp}}$ and the blue curve represents the theoretical results for $|\varepsilon_K|^{\text{SM}}$ calculated directly from the SM.

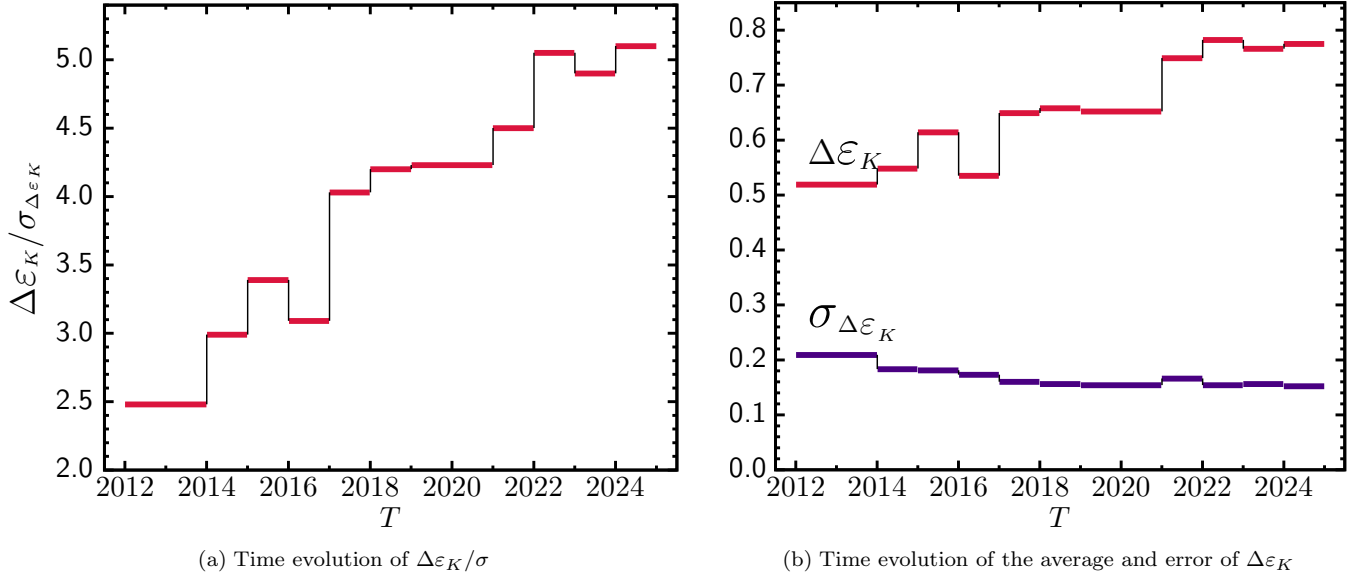


FIG. 5. Time history of (a) $\Delta\varepsilon_K/\sigma$, and (b) $\Delta\varepsilon_K$ and $\sigma_{\Delta\varepsilon_K}$. We define $\Delta\varepsilon_K \equiv |\varepsilon_K|^{\text{Exp}} - |\varepsilon_K|^{\text{SM}}$. Here $\sigma = \sigma_{\Delta\varepsilon_K}$ represents the error of $\Delta\varepsilon_K$. The $\Delta\varepsilon_K$ is obtained using the same input parameters as in Fig. 4 (a).

2. BGI estimate for ξ_{LD}

Here, we present results for $|\varepsilon_K|^{\text{SM}}$ obtained using the BGI estimate in Eq. (29) for ξ_{LD} , and the **traditional** method for η_i of $c-t$ unitarity.

In Table XV, we summarize results for $|\varepsilon_K|^{\text{SM}}$ obtained using the **indirect** method for ξ_0 , the BGI estimate for ξ_{LD} , the **traditional** method for η_i of $c-t$ unitarity, the FLAG-24 results for \hat{B}_K , and the AOF results for

Wolfenstein parameters. Here we find that the theoretical results for $|\varepsilon_K|^{\text{SM}}$ obtained using lattice QCD inputs including exclusive $|V_{cb}|$ have $4.7\sigma \sim 3.7\sigma$ tension with the experimental results for $|\varepsilon_K|^{\text{Exp}}$, while there is no tension with those obtained using inclusive $|V_{cb}|$.

In Table XVI, we report results for $|\varepsilon_K|^{\text{SM}}$ evaluated using the **direct** method for ξ_0 with the rest of the input parameters set to the same as in Table XV. Here we find that the theoretical values for $|\varepsilon_K|^{\text{SM}}$ determined using

TABLE XIV. Error budget for $|\varepsilon_K|^{\text{SM}}$ obtained using the AOF method for the Wolfenstein parameters, the exclusive $|V_{cb}|$ (FNAL/MILC-22), the FLAG-24 \hat{B}_K , the RBC-UKQCD estimate for ξ_{LD} , the indirect method for ξ_0 , and the traditional method for η_i of $c-t$ unitarity. Here the values are fractional contributions to the total error obtained using the formula in Ref. [11].

source	error (%)	memo
$ V_{cb} $	51.9	exclusive
η_{ct}	21.9	$c-t$ Box
$\bar{\eta}$	9.4	AOF
η_{cc}	9.3	$c-c$ Box
ξ_{LD}	2.2	RBC/UKQCD
$\bar{\rho}$	2.0	AOF
\hat{B}_K	1.6	FLAG-24
η_{tt}	0.69	$t-t$ Box
ξ_0	0.65	RBC/UKQCD
F_K	0.16	FLAG-24
λ	0.15	FLAG-24
m_t	0.055	$m_t(m_t)$
m_c	0.053	$m_c(m_c)$
\vdots	\vdots	\vdots

TABLE XV. $|\varepsilon_K|$ in units of 1.0×10^{-3} obtained using the indirect method for ξ_0 , the BGI estimate for ξ_{LD} , and the traditional method for η_i of $c-t$ unitarity, while the rest of the input parameters are the same as in Table XII. The notation is the same as in Table XII.

$ V_{cb} $	method	source	$ \varepsilon_K ^{\text{SM}}$	$\Delta\varepsilon_K/\sigma$
excl	BGL	FNAL/MILC-22	1.501 ± 0.154	4.70
excl	comb	HFLAV-23	1.599 ± 0.135	4.64
excl	comb	FLAG-24	1.653 ± 0.140	4.08
excl	comb	HPQCD-23	1.592 ± 0.171	3.73
incl	1S	1S-23	2.065 ± 0.155	1.05
incl	kinetic	Gambino-21	2.098 ± 0.163	0.80
$ \varepsilon_K ^{\text{Exp}}$	exp	PDG-24	2.228 ± 0.011	0.00

lattice QCD inputs with exclusive $|V_{cb}|$ have $4.6\sigma \sim 3.7\sigma$ tension with the experimental results for $|\varepsilon_K|^{\text{Exp}}$. This is consistent with what we find from Table XV.

In Fig. 6 (a), the blue curve represents the theoretical evaluation of $|\varepsilon_K|$ directly from the standard model (SM) using the same input parameters as in Fig. 4 (a) except for the BGI estimate in Eq. (29) for ξ_{LD} . The red curve in Fig. 6 represents the experimental results for $|\varepsilon_K|^{\text{Exp}}$. In Fig. 6 (b), the blue curve are the same as in Fig. 6 (a) except for using inclusive $|V_{cb}|$ (1S-23 in Table III (b)).

In Fig. 7 (a), we plot $\Delta\varepsilon_K$ in units of σ ($=$ the error of $\Delta\varepsilon_K$) as a function of time. In 2012, $\Delta\varepsilon_K$ was 2.3σ , but

TABLE XVI. $|\varepsilon_K|$ in units of 1.0×10^{-3} obtained using the direct method for ξ_0 , the BGI estimate for ξ_{LD} , and the traditional method for η_i of $c-t$ unitarity, while the rest of the input parameters are the same as in Table XII. The notation is the same as in Table XII.

$ V_{cb} $	method	source	$ \varepsilon_K ^{\text{SM}}$	$\Delta\varepsilon_K/\sigma$
excl	BGL	FNAL/MILC-22	1.486 ± 0.160	4.64
excl	comb	HFLAV-23	1.584 ± 0.141	4.56
excl	comb	FLAG-23	1.638 ± 0.146	4.03
excl	comb	HPQCD-23	1.576 ± 0.175	3.71
$ \varepsilon_K ^{\text{Exp}}$	exp	PDG-24	2.228 ± 0.011	0.00

TABLE XVII. Error budget for $|\varepsilon_K|^{\text{SM}}$ obtained using the AOF results for the Wolfenstein parameters, the FNAL/MILC-22 results for exclusive $|V_{cb}|$, the FLAG-2017 results for \hat{B}_K , the indirect method for ξ_0 , the BGI estimate for ξ_{LD} , and the traditional method for η_i of $c-t$ unitarity. Here, the values are fractional contributions to the total error obtained using the formula in Ref. [11].

source	error (%)	memo
$ V_{cb} $	50.1	exclusive
η_{ct}	21.2	$c-t$ Box
$\bar{\eta}$	9.0	AOF
η_{cc}	9.0	$c-c$ Box
ξ_{LD}	5.5	BGI estimate
$\bar{\rho}$	1.9	AOF
\hat{B}_K	1.5	FLAG
η_{tt}	0.67	$t-t$ Box
ξ_0	0.63	RBC/UKQCD
F_K	0.15	$m_t(m_t)$
λ	0.14	$ V_{us} $
m_t	0.053	$m_t(m_t)$
m_c	0.051	$m_c(m_c)$
\vdots	\vdots	\vdots

now it is 4.7σ . In order to understand this transition, we have done additional analysis on the average and error.

In Fig. 7 (b), we plot the time evolution of the average and error for $\Delta\varepsilon_K$. Here we find that the average of $\Delta\varepsilon_K$ has increased by $\cong 53\%$ with some fluctuations during the period of 2012–2024, and its error has decreased by $\cong 26\%$ with tiny ripples in the same period. These two effect has produced constructively the 4.7σ tension in $\Delta\varepsilon_K$.

In Table XVII, we present the error budget for $|\varepsilon_K|^{\text{SM}}$ in Fig. 6 (a). Here, we find that the dominant error ($\cong 50\%$) in $|\varepsilon_K|^{\text{SM}}$ comes from exclusive $|V_{cb}|$. Hence, if we are to observe the gap $\Delta\varepsilon_K$ much larger than 5.0σ , it is essential to reduce the error in $|V_{cb}|$ significantly.

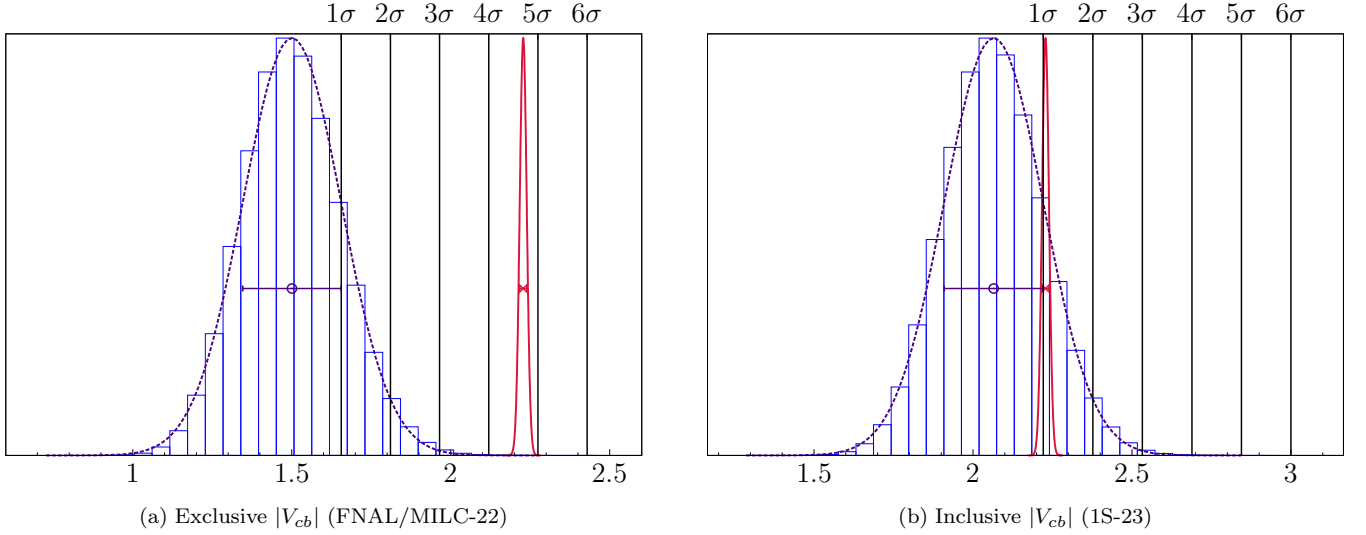


FIG. 6. $|\varepsilon_K|$ with (a) exclusive $|V_{cb}|$ (left) and (b) inclusive $|V_{cb}|$ (right) in units of 1.0×10^{-3} . Here we use the BGI estimate in Eq. (29) for ξ_{LD} with the rest of the input parameters set to the same as in Fig. 4. The red curve represents the experimental results for $|\varepsilon_K|^{\text{Exp}}$, and the blue curve represents the theoretical results for $|\varepsilon_K|^{\text{SM}}$.

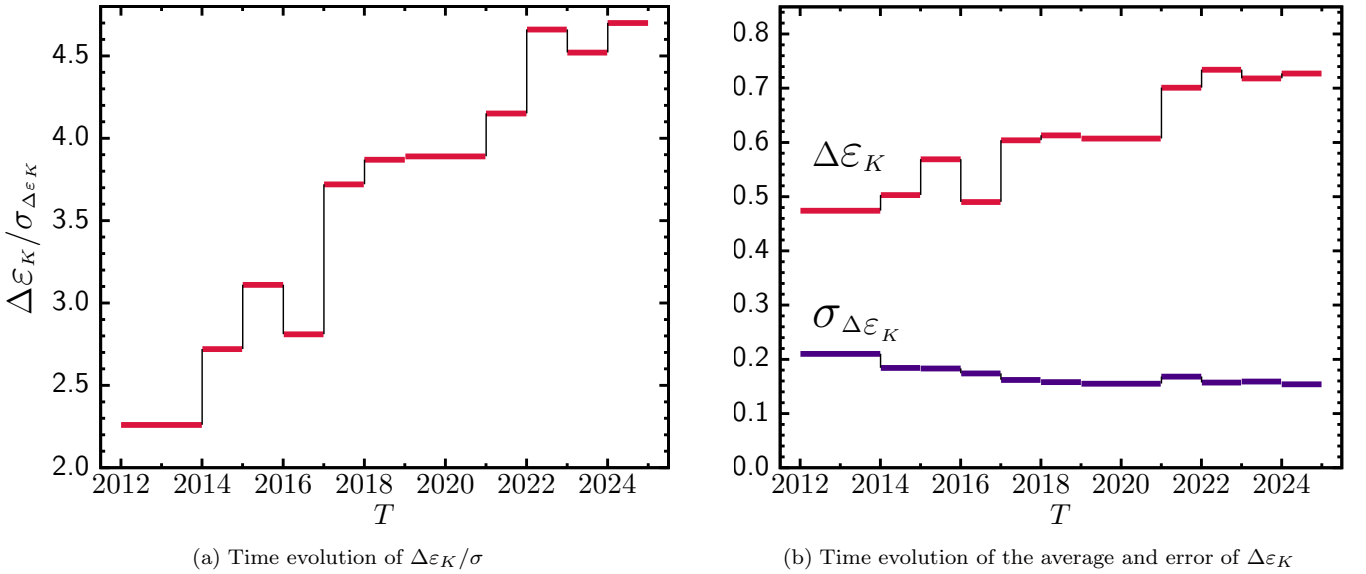


FIG. 7. Time history of (a) $\Delta\varepsilon_K/\sigma$, and (b) $\Delta\varepsilon_K$ and $\sigma_{\Delta\varepsilon_K}$. Here $\sigma = \sigma_{\Delta\varepsilon_K}$. The $\Delta\varepsilon_K$ is obtained using the same input parameters as in Fig. 6 (a).

B. η_i of $u-t$ unitarity (the BGS method)

Here we present results for $|\varepsilon_K|^{\text{SM}}$ obtained using the BGS method with η_i^{BGS} of $u-t$ unitarity. We classify them into two sub-categories: (1) results for $|\varepsilon_K|^{\text{SM}}$ obtained using the RBC-UKQCD estimate for ξ_{LD} , and (2) those obtained using the BGI estimate for ξ_{LD} . The former are presented in Subsubsection IV B 1, and the latter in Subsubsection IV B 2.

1. RBC-UKQCD estimate for ξ_{LD} (with BGS)

In Table XVIII, we present results for $|\varepsilon_K|^{\text{SM}}$ and $\Delta\varepsilon_K$ obtained using the indirect method for ξ_0 , the RBC-UKQCD estimate for ξ_{LD} , the BGS method for η_i ($= \eta_i^{\text{BGS}}$) of $u-t$ unitarity, the FLAG-24 results for \hat{B}_K , and the AOF for Wolfenstein parameters. Here we find a central value mismatch (CVM) $\delta\varepsilon_K^{\text{BGS}}$ in values for $|\varepsilon_K|^{\text{SM}}$ between the traditional method for η_i of $c-t$ unitarity and the BGS method for η_i of $u-t$ unitarity. For example, the FNAL/MILC-22 results for $|\varepsilon_K|^{\text{SM}}$ in units

of 10^{-3} are

$$|\varepsilon_K|_{c-t}^{\text{SM}} = 1.453 \pm 0.152 \quad \text{from Table XII} \quad (32)$$

$$|\varepsilon_K|_{u-t}^{\text{SM}} = 1.484 \pm 0.137 \quad \text{from Table XVIII} \quad (33)$$

$$\begin{aligned} \delta\varepsilon_K^{\text{BGS}} &\equiv |\varepsilon_K|_{u-t}^{\text{SM}} - |\varepsilon_K|_{c-t}^{\text{SM}} \\ &= 0.032 \end{aligned} \quad (34, 35)$$

where the subscript $c-t$ ($u-t$) represents the traditional method for η_i of $c-t$ unitarity (the BGS method for η_i of $u-t$ unitarity).

This CVM comes from a number of small and tiny approximations introduced in the BGS method when they obtain a simplified form of η_i^{BGS} in Eqs. (18) and (19). We count this CVM $\delta\varepsilon_K^{\text{BGS}}$ as an additional error in the BGS method. Hence, the total error is

$$\sigma_t^{\text{BGS}} = \sqrt{[\sigma_1^{\text{BGS}}]^2 + [\delta\varepsilon_K^{\text{BGS}}]^2} \quad (36)$$

where σ_t^{BGS} represents the total error, and σ_1^{BGS} represents the errors coming from the input parameters. In the above example of FNAL/MILC-22,

$$\sigma_t^{\text{BGS}} = \sqrt{0.133^2 + 0.032^2} \cong 0.137 \quad (37)$$

In Table XVIII, we present σ_1^{BGS} , $\delta\varepsilon_K^{\text{BGS}}$, and σ_t^{BGS} to provide some sense on numerical size of them. In those tables which appear later in the paper, we will provide only the total errors σ_t^{BGS} .

From Table XVIII, we find that the theoretical results for $|\varepsilon_K|^{\text{SM}}$ obtained using lattice QCD inputs including exclusive $|V_{cb}|$ and the BGS method ($u-t$ unitarity) have $5.7\sigma \sim 4.2\sigma$ tension with the experimental result $|\varepsilon_K|^{\text{Exp}}$. We also find that the tension disappears for those obtained using inclusive $|V_{cb}|$, which is obtained using the heavy quark expansion and QCD sum rules.

In Table XIX, we report results for $|\varepsilon_K|^{\text{SM}}$ and $\Delta\varepsilon_K$ determined using the **direct** method for ξ_0 , the **RBC-UKQCD** estimate for ξ_{LD} , the **BGS** method for η_i of $u-t$ unitarity. the **FLAG-24** results for \hat{B}_K , and the **AOF** for Wolfenstein parameters. Here the error of $|\varepsilon_K|^{\text{SM}}$ represents the total error σ_t^{BGS} in Eq. (36). From Table XIX, we find that the theoretical determination of $|\varepsilon_K|^{\text{SM}}$ obtained using lattice QCD inputs including exclusive $|V_{cb}|$ has $5.7\sigma \sim 4.3\sigma$ tension with the experimental results for $|\varepsilon_K|^{\text{Exp}}$. This is quite consistent with what we observe in Table XVIII.

In Fig. 8 (a), we present results for $|\varepsilon_K|^{\text{SM}}$ obtained using the **traditional** method for η_i of $c-t$ unitarity. Fig. 8 (b) is the same kind of a plot except for using the **BGS** method for η_i of $u-t$ unitarity. Here the blue curve which encircles the histogram represents the theoretical determination of $|\varepsilon_K|$ using the **FLAG-24** results for \hat{B}_K , the **AOF** for Wolfenstein parameters, the **FNAL/MILC-22** results for exclusive $|V_{cb}|$, the **indirect** method for ξ_0 , and the **RBC-UKQCD** estimate for ξ_{LD} . The red curves in Fig. 8 represent the experimental results for $|\varepsilon_K|^{\text{Exp}}$.

From Fig. 8 and Table XVIII, we find that the theoretical results for $|\varepsilon_K|^{\text{SM}}$ with lattice QCD inputs with exclusive $|V_{cb}|$ of the **FNAL/MILC-22** and the **BGS** method

for η_i of $u-t$ unitarity have 5.4σ tension with the experimental result $|\varepsilon_K|^{\text{Exp}}$, while there is no tension in the inclusive $|V_{cb}|$ channel. Here we use the **FNAL/MILC-22** results for exclusive $|V_{cb}|$ as a representative sample for the same reason as explained in Subsubsection IV A 1.

In Table XX, we present the error budget for $|\varepsilon_K|^{\text{SM}}$ obtained using the **AOF** of Wolfenstein parameters, the **FNAL/MILC-22** results for exclusive $|V_{cb}|$, the **FLAG-24** results for \hat{B}_K , the **RBC-UKQCD** estimate for ξ_{LD} , the **indirect** method for ξ_0 , and the **BGS** method for η_i of $u-t$ unitarity. Here we find that the dominant error ($\cong 63\%$) in $|\varepsilon_K|^{\text{SM}}$ comes from exclusive $|V_{cb}|$, while the errors due to $\bar{\eta}$ and η_{tt}^{BGS} are subdominant. Hence, if we are to observe $\Delta\varepsilon_K$ much larger than 5.4σ , it is essential to reduce the error in exclusive $|V_{cb}|$ significantly.

2. BGI estimate for ξ_{LD} (with BGS)

Here we present results for $|\varepsilon_K|^{\text{SM}}$ obtained using the **BGI** estimate for ξ_{LD} , and the **BGS** method for η_i of $u-t$ unitarity.

In Table XXI, we present results for $|\varepsilon_K|^{\text{SM}}$ obtained using the **indirect** method for ξ_0 , the **BGI** estimate for ξ_{LD} , the **BGS** method for η_i of $u-t$ unitarity, the **FLAG-24** results for \hat{B}_K , and the **AOF** results for Wolfenstein parameters. Here we find that the theoretical expectation values of $|\varepsilon_K|^{\text{SM}}$ obtained using lattice QCD inputs including exclusive $|V_{cb}|$ have $5.1\sigma \sim 3.9\sigma$ tension with the experimental results for $|\varepsilon_K|^{\text{Exp}}$, while there is no tension for those obtained using inclusive $|V_{cb}|$.

In Table XXII, we report results for $|\varepsilon_K|^{\text{SM}}$ evaluated using the **direct** method for ξ_0 , while the rest of inputs parameters are the same as in Table XXI. Here we find that the theoretical results for $|\varepsilon_K|^{\text{SM}}$ determined using lattice QCD inputs with exclusive $|V_{cb}|$ have $4.9\sigma \sim 3.8\sigma$ tension with the experimental results for $|\varepsilon_K|^{\text{Exp}}$. This is consistent with what we find from Table XXI.

Fig. 9 is the same kind of plot as Fig. 8, obtained using the **BGI** estimate for ξ_{LD} instead of the **RBC-UKQCD** estimate for ξ_{LD} , while the rest of input parameters are the same.

In Table XXIII, we present the error budget for $|\varepsilon_K|^{\text{SM}}$ in Fig. 9 (a). Here we find that the dominant error ($\cong 61\%$) in $|\varepsilon_K|^{\text{SM}}$ comes from exclusive $|V_{cb}|$, and the subdominant errors come from $\bar{\eta}$ and η_{tt}^{BGS} . Hence, if we are to observe $\Delta\varepsilon_K$ become much larger than 5σ , it is essential to reduce the error in exclusive $|V_{cb}|$.

V. CONCLUSION

In this paper, we report that there exists a remarkable tension of $5.2\sigma \sim 4.6\sigma$ in $|\varepsilon_K|$ between the experiment and the SM theory with lattice QCD inputs using the **FNAL/MILC-22** results for exclusive $|V_{cb}|$, and the **traditional** method for η_i of $c-t$ unitarity. The upper bound

TABLE XVIII. $|\varepsilon_K|$ in units of 1.0×10^{-3} obtained using the FLAG-24 results for \hat{B}_K , the AOF results for the Wolfenstein parameters, the **indirect** method for ξ_0 , the **RBC-UKQCD** estimate for ξ_{LD} , and the **BGS** method for η_i ($= \eta_i^{\text{BGS}}$) of $u-t$ unitarity. Here σ_1^{BGS} , $\delta\varepsilon_K^{\text{BGS}}$, and σ_t^{BGS} are explained in Eq. (36). The rest of notations are the same as Table XII. The labels in the source column match those in Table III.

$ V_{cb} $	method	source	$ \varepsilon_K ^{\text{SM}}$	σ_1^{BGS}	$\delta\varepsilon_K^{\text{BGS}}$	σ_t^{BGS}	$\Delta\varepsilon_K/\sigma$
excl	BGL	FNAL/MILC-22	1.484	0.133	0.032	0.137	5.43
excl	comb	HFLAV-23	1.582	0.110	0.031	0.114	5.65
excl	comb	FLAG-24	1.635	0.116	0.030	0.120	4.93
excl	comb	HPQCD-23	1.575	0.151	0.031	0.154	4.24
incl	1S	1S-23	2.043	0.132	0.026	0.134	1.37
incl	kinetic	Gambino-21	2.075	0.140	0.025	0.142	1.07
$ \varepsilon_K ^{\text{Exp}}$	exp	PDG-24	2.228			0.011	0.00

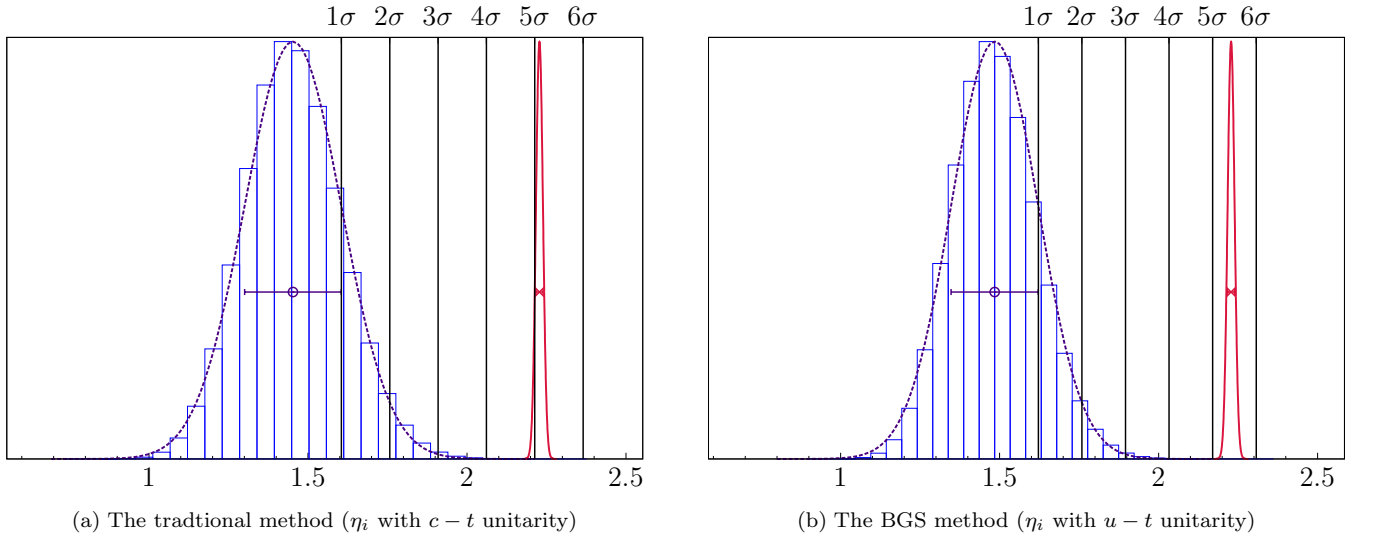


FIG. 8. $|\varepsilon_K|^{\text{SM}}$ with the exclusive $|V_{cb}|$ in units of 1.0×10^{-3} , using (a) η_i with $c-t$ unitarity and (b) η_i with $u-t$ unitarity. Here we use the FLAG-24 results for \hat{B}_K , the AOF results for the Wolfenstein parameters, the **indirect** method for ξ_0 , the **RBC-UKQCD** estimate for ξ_{LD} . Here the exclusive $|V_{cb}|$ indicates FNAL/MILC-22 in Table III (a). The red curve represents $|\varepsilon_K|^{\text{Exp}}$, and the blue curve represents $|\varepsilon_K|^{\text{SM}}$.

of the 5.2σ tension is obtained with the **RBC-UKQCD** estimate for ξ_{LD} , and the direct method for ξ_0 . The lower bound of the 4.6σ tension is obtained with the **BGI** estimate for ξ_{LD} , and the direct method for ξ_0 . To obtain the results, we use the AOF results for the Wolfenstein parameters, the FLAG-24 results for \hat{B}_K , and the direct method for ξ_0 . We reported 3.4σ tension in $\Delta\varepsilon_K$ in 2015 [11] when it exceeded the 3.0σ level. We updated 4.2σ tension in $\Delta\varepsilon_K$ in 2018 [17], when it exceeded the 4.0σ level. Here we report that the tension in $\Delta\varepsilon_K$ is 5.1σ at present, when it has exceeded the 5.0σ level. We obtain this result using the same kind of input parameters as in Refs. [11, 17].¹¹

TABLE XIX. $|\varepsilon_K|$ in units of 1.0×10^{-3} obtained using the **direct** method for ξ_0 , and the **BGS** method for η_i of $u-t$ unitarity, while the rest of the input parameters are the same as in Table XVIII. Here the error of $|\varepsilon_K|^{\text{SM}}$ represents the total error σ_t^{BGS} in Eq. (36). The notation is the same as in Table XVIII.

$ V_{cb} $	method	source	$ \varepsilon_K ^{\text{SM}}$	$\Delta\varepsilon_K/\sigma$
excl	BGL	FNAL/MILC-22	1.459 ± 0.140	5.48
excl	comb	HFLAV-23	1.557 ± 0.118	5.68
excl	comb	FLAG-24	1.610 ± 0.123	4.99
excl	comb	HPQCD-23	1.550 ± 0.157	4.32
$ \varepsilon_K ^{\text{Exp}}$	exp	PDG-24	2.228 ± 0.011	0.00

¹¹ Here we use the **RBC-UKQCD** method for ξ_{LD} , the **indirect** method for ξ_0 , the AOF results for the Wolfenstein parameters,

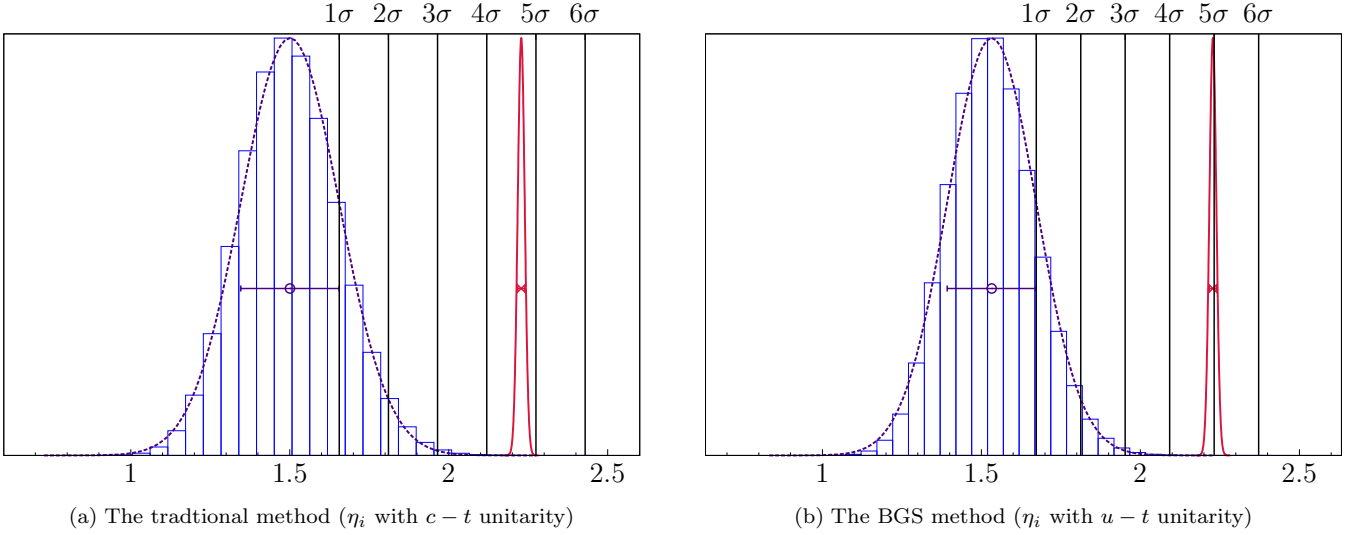


FIG. 9. $|\varepsilon_K|$ with exclusive $|V_{cb}|$ in units of 1.0×10^{-3} , using (a) η_i with $c-t$ unitarity, and (b) η_i with $u-t$ unitarity. Here we use the BGI estimate for ξ_{LD} , while the rest of the input parameters are the same as in Fig. 8. The red (blue) curve represents $|\varepsilon_K|^{\text{Exp}}$ ($|\varepsilon_K|^{\text{SM}}$).

TABLE XX. Error budget for $|\varepsilon_K|^{\text{SM}}$ obtained using the AOF method for the Wolfenstein parameters, the exclusive $|V_{cb}|$ (FNAL/MILC-22), the FLAG-24 \hat{B}_K , the RBC-UKQCD estimate for ξ_{LD} , the indirect method for ξ_0 , and the BGS method for η_i of $u-t$ unitarity. Here the values are fractional contributions to the total error obtained using the formula in Ref. [11].

source	error (%)	memo
$ V_{cb} $	63.1	exclusive
$\bar{\eta}$	12.0	AOF
η_{tt}^{BGS}	10.7	BGS
$\delta\varepsilon_K^{\text{BGS}}$	5.4	CVM
ξ_{LD}	2.9	RBC/UKQCD
$\bar{\rho}$	2.2	AOF
\hat{B}_K	2.0	FLAG-24
ξ_0	0.80	RBC/UKQCD
η_{ut}^{BGS}	0.28	BGS
F_K	0.21	FLAG-24
λ	0.19	FLAG-24
m_c	0.10	$m_c(m_c)$
m_t	0.061	$m_t(m_t)$
\vdots	\vdots	\vdots

Recently, the BGS method for η_i of $u-t$ unitarity has become available to us. It is reported that η_{ut}^{BGS} has

TABLE XXI. $|\varepsilon_K|$ in units of 1.0×10^{-3} obtained using the **indirect** method for ξ_0 , the BGI estimate for ξ_{LD} , and the BGS method for η_i of $u-t$ unitarity, while the rest of the input parameters are the same as in Table XVIII. The notation is the same as in Table XVIII.

$ V_{cb} $	method	source	$ \varepsilon_K ^{\text{SM}}$	$\Delta\varepsilon_K/\sigma$
excl	BGL	FNAL/MILC-22	1.532 ± 0.139	4.97
excl	comb	HFLAV-23	1.630 ± 0.117	5.10
excl	comb	FLAG-24	1.683 ± 0.122	4.43
excl	comb	HPQCD-23	1.622 ± 0.156	3.87
incl	1S	1S-23	2.091 ± 0.135	1.01
incl	kinetic	Gambino-21	2.123 ± 0.143	0.73
$ \varepsilon_K ^{\text{Exp}}$	exp	PDG-24	2.228 ± 0.011	0.00

TABLE XXII. $|\varepsilon_K|$ in units of 1.0×10^{-3} obtained using the **direct** method for ξ_0 , the BGI estimate for ξ_{LD} , and the BGS method for η_i of $u-t$ unitarity, while the rest of the input parameters are the same as in Table XVIII. The notation is the same as in Table XVIII.

$ V_{cb} $	method	source	$ \varepsilon_K ^{\text{SM}}$	$\Delta\varepsilon_K/\sigma$
excl	BGL	FNAL/MILC-22	1.517 ± 0.145	4.88
excl	comb	HFLAV-23	1.615 ± 0.124	4.94
excl	comb	FLAG-24	1.668 ± 0.129	4.33
excl	comb	HPQCD-23	1.607 ± 0.161	3.84
$ \varepsilon_K ^{\text{Exp}}$	exp	PDG-24	2.228 ± 0.011	0.00

the traditional method for η_i of $c-t$ unitarity, the FNAL/MILC-22 results for exclusive $|V_{cb}|$, and so on.

TABLE XXIII. Error budget for $|\varepsilon_K|^{\text{SM}}$ obtained using the AOF method for the Wolfenstein parameters, the exclusive $|V_{cb}|$, the FLAG-2017 \hat{B}_K , the indirect method for ξ_0 , the BGI estimate for ξ_{LD} , and the BGS method for η_i of $u-t$ unitarity. Here, the values are fractional contributions to the total error obtained using the formula in Ref. [11].

source	error (%)	memo
$ V_{cb} $	60.5	exclusive
$\bar{\eta}$	11.5	AOF
η_{tt}^{BGS}	10.3	BGS
ξ_{LD}	6.8	RBC/UKQCD
$\delta\varepsilon_K^{\text{BGS}}$	5.2	CVM
$\bar{\rho}$	2.1	AOF
\hat{B}_K	1.9	FLAG-24
ξ_0	0.77	RBC/UKQCD
η_{ut}^{BGS}	0.27	BGS
F_K	0.20	FLAG-24
λ	0.18	FLAG-24
m_c	0.10	$m_c(m_c)$
m_t	0.058	$m_t(m_t)$
\vdots	\vdots	\vdots

significantly smaller uncertainty, while η_{tt}^{BGS} remains almost the same as η_{tt} in $c-t$ unitarity. If we adopt the BGS method to determine $|\varepsilon_K|^{\text{SM}}$, the tension in $\Delta\varepsilon_K$ increases further to the $5.5\sigma \sim 4.9\sigma$ level, when we determine $|\varepsilon_K|^{\text{SM}}$ using lattice QCD inputs including exclusive $|V_{cb}|$ (FNAL/MILC-22). Here we find that there exists a central value mismatch (CVM) in $|\varepsilon_K|^{\text{SM}}$ between the $c-t$ unitarity and the $u-t$ unitarity. This difference comes from small and tiny approximations that they introduced to simplify the BGS master formula for η_{ut}^{BGS} and η_{tt}^{BGS} . Here we simply take the CVM as another error in the BGS method. More elaborate and rigorous treatment (*i.e.* not a cure-all but somewhat better solution) for the CVM error due to the small and tiny approximations in the BGS method needs further investigation in the future [106].

TABLE XXIV. Results for $\Delta\varepsilon_K$. They are obtained using the RBC-UKQCD estimate for ξ_{LD} , the indirect method for ξ_0 , the traditional method for η_i of $c-t$ unitarity, the FLAG results for \hat{B}_K , the AOF results for the Wolfenstein parameters, and so on.

year	Inclusive $ V_{cb} $	Exclusive $ V_{cb} $
2015	0.33σ	3.4σ
2018	1.1σ	4.2σ
2024	1.4σ	5.1σ

In Table XXIV, we present how the values of $\Delta\varepsilon_K$ have changed from 2015 and 2018 to 2024. Here we find

that the positive shift of $\Delta\varepsilon_K$ is similar for the inclusive and exclusive values of $|V_{cb}|$. This reflects the changes in other input parameters since 2015. We also observe that there is no significant tension observed yet for $|\varepsilon_K|^{\text{SM}}$ with inclusive $|V_{cb}|$, which is obtained, based on the heavy quark expansion based on the QCD sum rules.

In this paper, we find that there exists a remarkable gap of $5.2\sigma \sim 4.6\sigma$ in ε_K between experiment and the SM theory with lattice QCD inputs including exclusive $|V_{cb}|$ (FNAL/MILC-22). The upper bound of 5.2σ tension is obtained with the RBC-UKQCD estimate for ξ_{LD} . The lower bound of the 4.6σ tension is obtained when we use the BGI estimate for ξ_{LD} . In the BGI estimate [80], they added 50% more error to be on the safe side and more conservative. To obtain this result, we choose the angle-only-fit (AOF), exclusive $|V_{cb}|$ (FNAL/MILC-22) from lattice QCD, and the FLAG-24 results for \hat{B}_K with $N_f = 2+1$ from lattice QCD, and the traditional method for η_i of $c-t$ unitarity to determine $|\varepsilon_K|^{\text{SM}}$. In 2015, we reported a 3.4σ tension between $|\varepsilon_K|^{\text{SM}_{\text{excl}}}$ and $|\varepsilon_K|^{\text{Exp}}$ [11], and the tension was 4.2σ in 2018. At present, the tension amounts to 5.1σ . We find that the tension between $|\varepsilon_K|^{\text{SM}}$ with lattice QCD inputs, and $|\varepsilon_K|^{\text{Exp}}$ continues to increase during the period of 2012–2024 with some fluctuations. Part of the reason is that the uncertainties of results for the SM input parameters continue to decrease with some tiny ripples.

There was an interesting claim [58, 60] which had potential to resolve the issue of the inconsistency between the exclusive and inclusive $|V_{cb}|$. It turns out that there is no difference in exclusive $|V_{cb}|$ between CLN and BGL at present. Hence, this issue on CLN and BGL has been completely resolved by time evolution.

In this paper, we report that there exists a strong tension of $5.2\sigma \sim 4.6\sigma$ in $|\varepsilon_K|$ between $|\varepsilon_K|^{\text{Exp}}$ and $|\varepsilon_K|^{\text{SM}}$ determined using lattice QCD inputs such as the FNAL/MILC-22 results for exclusive $|V_{cb}|$, and the **traditional** method for η_i of $c-t$ unitarity. Here it is also reported that the tension becomes even stronger at the level of $5.5\sigma \sim 4.9\sigma$, if we use the BGS method for η_i of $u-t$ unitarity, and lattice QCD inputs such as the FNAL/MILC-22 results for exclusive $|V_{cb}|$. Here we also report that the tension disappears with inclusive $|V_{cb}|$. Hence, it is essential to provide a balanced picture of the current status of $|\varepsilon_K|^{\text{SM}}$ with respect to $|V_{cb}|$ from the standpoint of lattice QCD.

First, we point out that the experiments for exclusive $|V_{cb}|$ are completely different from those for inclusive $|V_{cb}|$. The exclusive $|V_{cb}|$ is obtained using the lattice QCD results for the semileptonic form factors combined with the experimental results. There are multiple decay channels to determine exclusive $|V_{cb}|$ in lattice QCD such as $\bar{B} \rightarrow D\ell\bar{\nu}$, $\bar{B} \rightarrow D^*\ell\bar{\nu}$, $B_s \rightarrow D_s^-\ell^+\nu$, $B_s \rightarrow D_s^{*-}\ell^+\nu$, $\Lambda_b \rightarrow \Lambda_c\ell^-\bar{\nu}$ and so on. All of the results of exclusive $|V_{cb}|$ in multiple channels determined by multiple collaborations in lattice QCD are consistent with one another within statistical uncertainty. Therefore, the exclusive $|V_{cb}|$ results from lattice QCD are highly reliable from

the standpoint of lattice QCD as well as theoretical particle physics. This is a key point for the current status of exclusive $|V_{cb}|$.

On the other hand, inclusive $|V_{cb}|$ is obtained using the heavy quark expansion and QCD sum rules, which are based on the quark-hadron duality. There are a number of attempts in lattice QCD to determine inclusive $|V_{cb}|$ such as that in Ref. [107, 108].

However, all of them at present belong to a category of exploratory study rather than that of high precision measurement. Some day in the future it might be possible to determine inclusive $|V_{cb}|$ using lattice QCD tools with such a high precision as to be compatible with exclusive $|V_{cb}|$.

Taking into account all the above key points, a more balanced view from lattice QCD might be the following.

1. The results for exclusive $|V_{cb}|$ from lattice QCD are highly reliable.
2. Here it is reported that the difference in $|\varepsilon_K|$ between $|\varepsilon_K|^{\text{Exp}}$ (experiment) and $|\varepsilon_K|^{\text{SM}}$ (theory), $\Delta\varepsilon_K = |\varepsilon_K|^{\text{Exp}} - |\varepsilon_K|^{\text{SM}}$ has a strong tension of $5.2\sigma \sim 4.6\sigma$ level, when $|\varepsilon_K|^{\text{SM}}$ is determined using lattice QCD inputs such as exclusive $|V_{cb}|$ (FNAL/MILC-22) and η_i of $c-t$ unitarity. The use of η_i of $u-t$ unitarity leads to a even stronger tension in $\Delta\varepsilon_K$.
3. The determination of inclusive $|V_{cb}|$ from lattice QCD does not have enough precision at present.
4. If we use inclusive $|V_{cb}|$ from heavy quark expansion and QCD sum rules, the tension in $\Delta\varepsilon_K$ disappears.

This indicates that the self-consistent and reliable calculation of $|\varepsilon_K|^{\text{SM}}$ from lattice QCD has $\cong 5\sigma$ tension with $|\varepsilon_K|^{\text{Exp}}$. This also implies that inclusive $|V_{cb}|$ does not have the same level of high precision measurements as exclusive $|V_{cb}|$ from lattice QCD, since the first principle calculation of inclusive $|V_{cb}|$ using lattice QCD tools does not have enough precision yet. This weakness leads us to use inclusive $|V_{cb}|$ obtained using heavy quark expansion and QCD sum rules as an alternative resource, which does not come from the first principles such as lattice QCD.

ACKNOWLEDGMENTS

We would like to express our sincere gratitude to Andreas Kronfeld, Maarten Golterman, and Stephen Sharpe for helpful discussion. We also would like to express sincere gratitude to Guido Martinelli for providing to us the most updated results of UTfit. The research of W. Lee is supported by the Mid-Career Research Program (Grant No. NRF-2019R1A2C2085685) of the NRF grant funded by the Korean government (MSIT). W. Lee would like to acknowledge the support from the KISTI supercomputing center through the strategic support program for the supercomputing application research (No. KSC-2018-CHA-0043, KSC-2020-CHA-0001, KSC-2023-CHA-0010, KSC-2024-CHA-0002). Computations were carried out in part on the DAVID cluster at Seoul National University.

-
- [1] G. Buchalla, A. J. Buras, and M. E. Lautenbacher, Weak decays beyond leading logarithms, *Rev. Mod. Phys.* **68**, 1125 (1996), arXiv:hep-ph/9512380.
 - [2] A. J. Buras, Weak Hamiltonian, CP violation and rare decays, in *Les Houches Summer School in Theoretical Physics, Session 68: Probing the Standard Model of Particle Interactions* (1998) pp. 281–539, arXiv:hep-ph/9806471.
 - [3] G. Branco, L. Lavoura, and J. Silva, *CP Violation*, International series of monographs on physics (Clarendon Press, 1999).
 - [4] M. S. Sozzi, *Discrete symmetries and CP violation: From experiment to theory* (2008).
 - [5] A. Buras, *Gauge Theory of Weak Decays* (Cambridge University Press, 2020).
 - [6] L. Lellouch, Flavor physics and lattice quantum chromodynamics, in *Les Houches Summer School: Session 93: Modern perspectives in lattice QCD: Quantum field theory and high performance computing* (2011) pp. 629–698, arXiv:1104.5484 [hep-lat].
 - [7] S. Navas *et al.* (Particle Data Group), Review of particle physics, *Phys. Rev. D* **110**, 030001 (2024).
 - [8] S. Meinel, Quark flavor physics with lattice QCD, PoS **LATTICE2023**, 126 (2024), arXiv:2401.08006 [hep-lat].
 - [9] W. Lee, Progress in Kaon Physics on the Lattice, PoS **LAT2006**, 015 (2006), arXiv:hep-lat/0610058.
 - [10] X. Feng, Recent progress in applying lattice QCD to kaon physics, *Proceedings, 35th International Symposium on Lattice Field Theory (Lattice 2017): Granada, Spain, June 18-24, 2017*, EPJ Web Conf. **175**, 01005 (2018), arXiv:1711.05648 [hep-lat].
 - [11] J. A. Bailey, Y.-C. Jang, W. Lee, and S. Park (SWME), Standard Model evaluation of ε_K using lattice QCD inputs for \hat{B}_K and V_{cb} , *Phys. Rev.* **D92**, 034510 (2015), arXiv:1503.05388 [hep-lat].
 - [12] Y. Aoki *et al.* (Flavour Lattice Averaging Group (FLAG)), FLAG Review 2024, (2024), arXiv:2411.04268 [hep-lat].
 - [13] S. Jwa, J. Kim, S. Kim, S. Lee, W. Lee, J. Leem, and S. Park, 2024 Update on ε_K with lattice QCD inputs, PoS **LATTICE2024**, 433 (2024), arXiv:2501.00215 [hep-lat].
 - [14] A. J. Buras and J. Girrbach, Stringent tests of constrained Minimal Flavor Violation through $\Delta F = 2$ transitions, *Eur.Phys.J.* **C73**, 2560 (2013), arXiv:1304.6835 [hep-ph].
 - [15] J. Brod and M. Gorbahn, Next-to-Next-to-Leading-

- Order Charm-Quark Contribution to the CP Violation Parameter ϵ_K and ΔM_K , *Phys.Rev.Lett.* **108**, 121801 (2012), arXiv:1108.2036 [hep-ph].
- [16] J. Brod, M. Gorbahn, and E. Stamou, Standard-Model Prediction of ϵ_K with Manifest Quark-Mixing Unitarity, *Phys. Rev. Lett.* **125**, 171803 (2020), arXiv:1911.06822 [hep-ph].
- [17] J. A. Bailey, S. Lee, W. Lee, J. Leem, and S. Park, Updated evaluation of ϵ_K in the standard model with lattice QCD inputs, *Phys. Rev. D* **98**, 094505 (2018), arXiv:1808.09657 [hep-lat].
- [18] S. Jwa, J. Kim, S. Kim, S. Lee, W. Lee, J. Leem, J. Pak, and S. Park, 2023 update of ϵ_K with lattice QCD inputs, *PoS LATTICE2023*, 160 (2024), arXiv:2312.02986 [hep-lat].
- [19] W. Lee, S. Kim, S. Lee, J. Leem, and S. Park (SWME), 2022 update on ϵ_K with lattice QCD inputs, *PoS LATTICE2022*, 297 (2023), arXiv:2301.12375 [hep-lat].
- [20] W. Lee, J. Kim, Y.-C. Jang, S. Lee, J. Leem, C. Park, and S. Park (SWME), 2021 update on ϵ_K with lattice QCD inputs, *PoS LATTICE2021*, 078 (2021), arXiv:2202.11473 [hep-lat].
- [21] J. Kim, S. Lee, W. Lee, Y.-C. Jang, J. Leem, and S. Park (LANL-SWME), 2019 update of ϵ_K with lattice QCD inputs, *PoS LATTICE2019*, 029 (2019), arXiv:1912.03024 [hep-lat].
- [22] J. A. Bailey, S. Lee, W. Lee, Y.-C. Jang, J. Leem, and S. Park, 2018 Update on ϵ_K with lattice QCD inputs, *PoS LATTICE2018*, 284 (2018), arXiv:1810.09761 [hep-lat].
- [23] T. Inami and C. S. Lim, Effects of Superheavy Quarks and Leptons in Low-Energy Weak Processes $k(L) \rightarrow \mu$ anti- μ , $K^+ \rightarrow \pi^+$ Neutrino anti-neutrino and $K^0 \leftrightarrow$ anti- K^0 , *Prog. Theor. Phys.* **65**, 297 (1981), [Erratum: *Prog.Theor.Phys.* 65, 1772 (1981)].
- [24] S. Herrlich and U. Nierste, The Complete $-\delta S = 2$ -Hamiltonian in the next-to-leading order, *Nucl.Phys.* **B476**, 27 (1996), arXiv:hep-ph/9604330 [hep-ph].
- [25] N. H. Christ, T. Izubuchi, C. T. Sachrajda, A. Soni, and J. Yu (RBC, UKQCD), Long distance contribution to the KL-KS mass difference, *Phys. Rev. D* **88**, 014508 (2013), arXiv:1212.5931 [hep-lat].
- [26] S. Davidson, P. Gambino, M. Laine, M. Neubert, and C. Salomon, *Effective Field Theory in Particle Physics and Cosmology: Lecture Notes of the Les Houches Summer School: Volume 108, July 2017* (Oxford University Press, 2020).
- [27] L. Vale Silva, 2023 update of the extraction of the CKM matrix elements, in *12th International Workshop on the CKM Unitarity Triangle* (2024) arXiv:2405.08046 [hep-ph].
- [28] M. Bona *et al.*, *PoS WIFAI2023*, 007 (2024).
- [29] M. Bona *et al.* (UTfit), The Unitarity Triangle Fit in the Standard Model and Hadronic Parameters from Lattice QCD: A Reappraisal after the Measurements of Delta m(s) and BR($B \rightarrow \tau$ nu(τ)), *JHEP* **10**, 081, Standard Model fit results: Summer 2016 (ICHEP 2016): <http://www.utfit.org>, arXiv:hep-ph/0606167 [hep-ph].
- [30] B. Winstein and L. Wolfenstein, The search for direct CP violation, *Rev.Mod.Phys.* **65**, 1113 (1993).
- [31] M. Bona *et al.* (UTfit), New UTfit Analysis of the Unitarity Triangle in the Cabibbo-Kobayashi-Maskawa scheme, *Rend. Lincei Sci. Fis. Nat.* **34**, 37 (2023), arXiv:2212.03894 [hep-ph].
- [32] A. Bevan, M. Bona, M. Ciuchini, D. Derkach, E. Franco, *et al.*, Standard Model updates and new physics analysis with the Unitarity Triangle fit, *Nucl.Phys.Proc.Suppl.* **241-242**, 89 (2013).
- [33] R. L. Workman and Others (Particle Data Group), *PTEP* **2022**, 083C01 (2022).
- [34] A. Bazavov *et al.* (Fermilab Lattice, MILC, Fermilab Lattice, MILC), Semileptonic form factors for $B \rightarrow D^* \ell \nu$ at nonzero recoil from 2 + 1-flavor lattice QCD: Fermilab Lattice and MILC Collaborations, *Eur. Phys. J. C* **82**, 1141 (2022), [Erratum: *Eur.Phys.J.C* 83, 21 (2023)], arXiv:2105.14019 [hep-lat].
- [35] A. Bazavov, D. Toussaint, C. Bernard, J. Laiho, C. Detar, *et al.*, Nonperturbative QCD simulations with 2+1 flavors of improved staggered quarks, *Rev.Mod.Phys.* **82**, 1349 (2010), arXiv:0903.3598 [hep-lat].
- [36] C. Aubin, C. Bernard, C. DeTar, J. Osborn, S. Gottlieb, E. B. Gregory, D. Toussaint, U. M. Heller, J. E. Hetrick, and R. Sugar, Light hadrons with improved staggered quarks: Approaching the continuum limit, *Phys. Rev. D* **70**, 094505 (2004), arXiv:hep-lat/0402030.
- [37] C. W. Bernard, T. Burch, K. Orginos, D. Toussaint, T. A. DeGrand, C. E. Detar, S. Datta, S. A. Gottlieb, U. M. Heller, and R. Sugar, The QCD spectrum with three quark flavors, *Phys. Rev. D* **64**, 054506 (2001), arXiv:hep-lat/0104002.
- [38] J. A. Bailey *et al.* (MILC), $B \rightarrow D \ell \nu$ form factors at nonzero recoil and $-V_{cb}$ from 2+1-flavor lattice QCD, *Phys. Rev. D* **92**, 034506 (2015), arXiv:1503.07237 [hep-lat].
- [39] H. Na, C. M. Bouchard, G. P. Lepage, C. Monahan, and J. Shigemitsu (HPQCD), $B \rightarrow D \ell \nu$ form factors at nonzero recoil and extraction of $|V_{cb}|$, *Phys. Rev. D* **92**, 054510 (2015), [Erratum: *Phys.Rev.D* 93, 119906 (2016)], arXiv:1505.03925 [hep-lat].
- [40] E. McLean, C. T. H. Davies, J. Koponen, and A. T. Lytle, $B_s \rightarrow D_s \ell \nu$ Form Factors for the full q^2 range from Lattice QCD with non-perturbatively normalized currents, *Phys. Rev. D* **101**, 074513 (2020), arXiv:1906.00701 [hep-lat].
- [41] Y. S. Amhis *et al.* (HFLAV), Averages of b-hadron, c-hadron, and τ -lepton properties as of 2018, *Eur. Phys. J. C* **81**, 226 (2021), arXiv:1909.12524 [hep-ex].
- [42] A. Bazavov *et al.* (MILC), Nonperturbative QCD Simulations with 2+1 Flavors of Improved Staggered Quarks, *Rev. Mod. Phys.* **82**, 1349 (2010), arXiv:0903.3598 [hep-lat].
- [43] Y. S. Amhis *et al.* (HFLAV), Averages of b-hadron, c-hadron, and τ -lepton properties as of 2021, *Phys. Rev. D* **107**, 052008 (2023), arXiv:2206.07501 [hep-ex].
- [44] Y. Aoki *et al.* (Flavour Lattice Averaging Group (FLAG)), *Eur. Phys. J. C* **82**, 869 (2022), arXiv:2111.09849 [hep-lat].
- [45] J. A. Bailey *et al.* (Fermilab Lattice, MILC), Update of $|V_{cb}|$ from the $\bar{B} \rightarrow D^* \ell \bar{\nu}$ form factor at zero recoil with three-flavor lattice QCD, *Phys. Rev. D* **89**, 114504 (2014), arXiv:1403.0635 [hep-lat].
- [46] E. McLean, C. T. H. Davies, A. T. Lytle, and J. Koponen, Lattice QCD form factor for $B_s \rightarrow D_s^* \ell \nu$ at zero recoil with non-perturbative current renormalisation, *Phys. Rev. D* **99**, 114512 (2019), arXiv:1904.02046 [hep-lat].
- [47] W. Detmold, C. Lehner, and S. Meinel, *Phys. Rev. D* **92**,

- 034503 (2015), arXiv:1503.01421 [hep-lat].
- [48] J. Harrison and C. T. H. Davies, $B \rightarrow D^*$ vector, axial-vector and tensor form factors for the full q^2 range from lattice QCD, (2023), arXiv:2304.03137 [hep-lat].
- [49] E. Waheed *et al.* (Belle), Measurement of the CKM matrix element $|V_{cb}|$ from $B^0 \rightarrow D^{*-} \ell^+ \nu_\ell$ at Belle, Phys. Rev. D **100**, 052007 (2019), [Erratum: Phys.Rev.D 103, 079901 (2021)], arXiv:1809.03290 [hep-ex].
- [50] R. Aaij *et al.* (LHCb), Measurement of the shape of the $B_s^0 \rightarrow D_s^{*-} \mu^+ \nu_\mu$ differential decay rate, JHEP **12**, 144, arXiv:2003.08453 [hep-ex].
- [51] J. Harrison and C. T. H. Davies (HPQCD), $B_s \rightarrow D_s^*$ form factors for the full q^2 range from lattice QCD, Phys. Rev. D **105**, 094506 (2022), arXiv:2105.11433 [hep-lat].
- [52] E. Follana, Q. Mason, C. Davies, K. Hornbostel, G. P. Lepage, J. Shigemitsu, H. Trotter, and K. Wong (HPQCD, UKQCD), Highly improved staggered quarks on the lattice, with applications to charm physics, Phys. Rev. D **75**, 054502 (2007), arXiv:hep-lat/0610092.
- [53] M. Bordone, B. Capdevila, and P. Gambino, Phys. Lett. B **822**, 136679 (2021), arXiv:2107.00604 [hep-ph].
- [54] I. Caprini and M. Neubert, Improved bounds for the slope and curvature of anti-B $\rightarrow_i D^{(*)}$ lepton anti-neutrino form-factors, Phys. Lett. **B380**, 376 (1996), arXiv:hep-ph/9603414 [hep-ph].
- [55] I. Caprini, L. Lellouch, and M. Neubert, Dispersive bounds on the shape of anti-B $\rightarrow_i D^{(*)}$ lepton anti-neutrino form-factors, Nucl. Phys. **B530**, 153 (1998), arXiv:hep-ph/9712417 [hep-ph].
- [56] C. G. Boyd, B. Grinstein, and R. F. Lebed, Model independent determinations of anti-B $\rightarrow_i D$ (lepton), D^* (lepton) anti-neutrino form-factors, Nucl. Phys. **B461**, 493 (1996), arXiv:hep-ph/9508211 [hep-ph].
- [57] S. Aoki *et al.* (Flavour Lattice Averaging Group), FLAG Review 2019: Flavour Lattice Averaging Group (FLAG), Eur. Phys. J. C **80**, 113 (2020), arXiv:1902.08191 [hep-lat].
- [58] D. Bigi, P. Gambino, and S. Schacht, A fresh look at the determination of $|V_{cb}|$ from $B \rightarrow D^* \ell \nu$, Phys. Lett. **B769**, 441 (2017), arXiv:1703.06124 [hep-ph].
- [59] A. Abdesselam *et al.* (Belle), Precise determination of the CKM matrix element $|V_{cb}|$ with $\bar{B}^0 \rightarrow D^{*+} \ell^- \bar{\nu}_\ell$ decays with hadronic tagging at Belle, (2017), arXiv:1702.01521 [hep-ex].
- [60] B. Grinstein and A. Kobach, Model-Independent Extraction of $|V_{cb}|$ from $\bar{B} \rightarrow D^* \ell \bar{\nu}$, Phys. Lett. **B771**, 359 (2017), arXiv:1703.08170 [hep-ph].
- [61] D. Bigi, P. Gambino, and S. Schacht, $R(D^*)$, $|V_{cb}|$, and the Heavy Quark Symmetry relations between form factors, JHEP **11**, 061, arXiv:1707.09509 [hep-ph].
- [62] J. P. Lees *et al.* (BaBar), Extraction of form Factors from a Four-Dimensional Angular Analysis of $\bar{B} \rightarrow D^* \ell^- \bar{\nu}_\ell$, Phys. Rev. Lett. **123**, 091801 (2019), arXiv:1903.10002 [hep-ex].
- [63] P. Gambino, M. Jung, and S. Schacht, The V_{cb} puzzle: An update, Phys. Lett. B **795**, 386 (2019), arXiv:1905.08209 [hep-ph].
- [64] Z. Bai, N. Christ, T. Izubuchi, C. Sachrajda, A. Soni, *et al.*, $K_L - K_S$ Mass Difference from Lattice QCD, Phys.Rev.Lett. **113**, 112003 (2014), arXiv:1406.0916 [hep-lat].
- [65] M. Gorbahn, S. Jäger, and S. Kvedaraitė, RI-(S)MOM to $\overline{\text{MS}}$ conversion for B_K at two-loop order, (2024), arXiv:2411.19861 [hep-ph].
- [66] P. A. Boyle, F. Erben, J. M. Flynn, N. Garron, J. Kettle, R. Mukherjee, and J. T. Tsang (RBC, UKQCD), Kaon mixing beyond the standard model with physical masses, Phys. Rev. D **110**, 034501 (2024), arXiv:2404.02297 [hep-lat].
- [67] B. J. Choi *et al.* (SWME), Kaon BSM B-parameters using improved staggered fermions from $N_f = 2 + 1$ unquenched QCD, Phys. Rev. **D93**, 014511 (2016), arXiv:1509.00592 [hep-lat].
- [68] T. Blum *et al.* (RBC, UKQCD), Domain wall QCD with physical quark masses, Phys. Rev. **D93**, 074505 (2016), arXiv:1411.7017 [hep-lat].
- [69] J. Laiho and R. S. Van de Water, Pseudoscalar decay constants, light-quark masses, and B_K from mixed-action lattice QCD, PoS **LATTICE2011**, 293 (2011), arXiv:1112.4861 [hep-lat].
- [70] S. Durr *et al.*, Precision computation of the kaon bag parameter, Phys. Lett. **B705**, 477 (2011), arXiv:1106.3230 [hep-lat].
- [71] T. Blum *et al.*, Phys. Rev. **D91**, 074502 (2015), arXiv:1502.00263 [hep-lat].
- [72] Z. Bai *et al.* (RBC, UKQCD), Phys. Rev. Lett. **115**, 212001 (2015), arXiv:1505.07863 [hep-lat].
- [73] R. Abbott *et al.* (RBC, UKQCD), Phys. Rev. D **102**, 054509 (2020), arXiv:2004.09440 [hep-lat].
- [74] T. Blum, P. A. Boyle, D. Horying, T. Izubuchi, L. Jin, C. Jung, C. Kelly, C. Lehner, A. Soni, and M. Tomii (RBC, UKQCD), $\Delta I=3/2$ and $\Delta I=1/2$ channels of $K \rightarrow \pi\pi$ decay at the physical point with periodic boundary conditions, Phys. Rev. D **108**, 094517 (2023), arXiv:2306.06781 [hep-lat].
- [75] S. Gardner and G. Valencia, Additional isospin breaking effects in epsilon-prime / epsilon, Phys. Lett. **B466**, 355 (1999), arXiv:hep-ph/9909202 [hep-ph].
- [76] V. Cirigliano, A. Pich, G. Ecker, and H. Neufeld, Isospin violation in epsilon-prime, Phys. Rev. Lett. **91**, 162001 (2003), arXiv:hep-ph/0307030 [hep-ph].
- [77] N. H. Christ, X. Feng, G. Martinelli, and C. T. Sachrajda, Effects of finite volume on the $K_L - K_S$ mass difference, Phys. Rev. **D91**, 114510 (2015), arXiv:1504.01170 [hep-lat].
- [78] N. H. Christ and Z. Bai, Computing the long-distance contributions to ϵ_K , *Proceedings, 33rd International Symposium on Lattice Field Theory (Lattice 2015): Kobe, Japan, July 14-18, 2015*, PoS **LATTICE2015**, 342 (2016).
- [79] Z. Bai, Long distance part of ϵ_K from lattice QCD, *Proceedings, 34th International Symposium on Lattice Field Theory (Lattice 2016): Southampton, UK, July 24-30, 2016*, PoS **LATTICE2016**, 309 (2017), arXiv:1611.06601 [hep-lat].
- [80] A. J. Buras, D. Guadagnoli, and G. Isidori, On ϵ_{K} beyond lowest order in the Operator Product Expansion, Phys.Lett. **B688**, 309 (2010), arXiv:1002.3612 [hep-ph].
- [81] N. Christ, T. Izubuchi, C. T. Sachrajda, A. Soni, and J. Yu (RBC, UKQCD), Calculating the $K_L - K_S$ mass difference and ϵ_K to sub-percent accuracy, PoS **LATTICE2013**, 397 (2014), arXiv:1402.2577 [hep-lat].
- [82] K. Chetyrkin, J. H. Kuhn, and M. Steinhauser, RunDec: A Mathematica package for running and decoupling of the strong coupling and quark masses, Comput.Phys.Commun. **133**, 43 (2000), arXiv:hep-

- ph/0004189 [hep-ph].
- [83] P. Zyla *et al.* (Particle Data Group), PTEP **2020**, 083C01 (2020).
- [84] A. Bussone, A. Conigli, J. Frison, G. Herdoíza, C. Pena, D. Preti, A. Sáez, and J. Ugarrio (Alpha), Hadronic physics from a Wilson fermion mixed-action approach: charm quark mass and $D_{(s)}$ meson decay constants, Eur. Phys. J. C **84**, 506 (2024), arXiv:2309.14154 [hep-lat].
- [85] J. Heitger, F. Joswig, and S. Kuberski (ALPHA), Determination of the charm quark mass in lattice QCD with $2 + 1$ flavours on fine lattices, JHEP **05**, 288, arXiv:2101.02694 [hep-lat].
- [86] P. Petreczky and J. H. Weber, Strong coupling constant and heavy quark masses in $(2+1)$ -flavor QCD, Phys. Rev. D **100**, 034519 (2019), arXiv:1901.06424 [hep-lat].
- [87] K. Nakayama, B. Fahy, and S. Hashimoto, Short-distance charmonium correlator on the lattice with Möbius domain-wall fermion and a determination of charm quark mass, Phys. Rev. D **94**, 054507 (2016), arXiv:1606.01002 [hep-lat].
- [88] Y.-B. Yang *et al.*, Charm and strange quark masses and f_{D_s} from overlap fermions, Phys. Rev. D **92**, 034517 (2015), arXiv:1410.3343 [hep-lat].
- [89] C. McNeile, C. T. H. Davies, E. Follana, K. Hornbostel, and G. P. Lepage, High-Precision c and b Masses, and QCD Coupling from Current-Current Correlators in Lattice and Continuum QCD, Phys. Rev. D **82**, 034512 (2010), arXiv:1004.4285 [hep-lat].
- [90] L. Del Debbio, F. Erben, J. M. Flynn, R. Mukherjee, and J. T. Tsang (RBC, UKQCD), Absorbing discretization effects with a massive renormalization scheme: The charm-quark mass, Phys. Rev. D **110**, 054512 (2024), arXiv:2407.18700 [hep-lat].
- [91] C. Alexandrou *et al.* (Extended Twisted Mass), Quark masses using twisted-mass fermion gauge ensembles, Phys. Rev. D **104**, 074515 (2021), arXiv:2104.13408 [hep-lat].
- [92] D. Hatton, C. T. H. Davies, B. Galloway, J. Koponen, G. P. Lepage, and A. T. Lytle (HPQCD), Charmonium properties from lattice $QCD+QED$: Hyperfine splitting, J/ψ leptonic width, charm quark mass, and a_μ^c , Phys. Rev. D **102**, 054511 (2020), arXiv:2005.01845 [hep-lat].
- [93] A. Bazavov *et al.* (Fermilab Lattice, MILC, TUMQCD), Up-, down-, strange-, charm-, and bottom-quark masses from four-flavor lattice QCD, Phys. Rev. D **98**, 054517 (2018), arXiv:1802.04248 [hep-lat].
- [94] B. Chakraborty, C. T. H. Davies, B. Galloway, P. Knecht, J. Koponen, G. C. Donald, R. J. Dowdall, G. P. Lepage, and C. McNeile, Phys. Rev. **D91**, 054508 (2015), arXiv:1408.4169 [hep-lat].
- [95] C. Alexandrou, V. Drach, K. Jansen, C. Kallidonis, and G. Koutsou, Baryon spectrum with $N_f = 2 + 1 + 1$ twisted mass fermions, Phys. Rev. D **90**, 074501 (2014), arXiv:1406.4310 [hep-lat].
- [96] N. Carrasco *et al.* (European Twisted Mass), Up, down, strange and charm quark masses with $N_f = 2+1+1$ twisted mass lattice QCD, Nucl. Phys. B **887**, 19 (2014), arXiv:1403.4504 [hep-lat].
- [97] T. Aaltonen *et al.* (CDF), Science **376**, 170 (2022).
- [98] M. Tanabashi *et al.*, Phys. Rev. **D98**, 030001 (2018), <http://pdg.lbl.gov/2019/>.
- [99] C. Patrignani *et al.* (Particle Data Group), Review of Particle Physics, Chin. Phys. **C40**, 100001 (2016), <https://pdg.lbl.gov/>.
- [100] A. J. Buras and D. Guadagnoli, Phys.Rev. **D78**, 033005 (2008), arXiv:0805.3887 [hep-ph].
- [101] J. Brod and M. Gorbahn, ϵ_K at Next-to-Next-to-Leading Order: The Charm-Top-Quark Contribution, Phys.Rev. **D82**, 094026 (2010), arXiv:1007.0684 [hep-ph].
- [102] A. X. El-Khadra, A. S. Kronfeld, and P. B. Mackenzie, Massive fermions in lattice gauge theory, Phys. Rev. D **55**, 3933 (1997), arXiv:hep-lat/9604004.
- [103] M. B. Oktay and A. S. Kronfeld, New lattice action for heavy quarks, Phys. Rev. D **78**, 014504 (2008), arXiv:0803.0523 [hep-lat].
- [104] J. A. Bailey, Y.-C. Jang, S. Lee, W. Lee, and J. Leem (LANL-SWME), Improvement of heavy-heavy and heavy-light currents with the Oktay-Kronfeld action, Phys. Rev. D **105**, 034509 (2022), arXiv:2001.05590 [hep-lat].
- [105] T. Bhattacharya *et al.*, Current progress on the semileptonic form factors for $\bar{B} \rightarrow D^* \ell \bar{\nu}$ decay using the Oktay-Kronfeld action, PoS **LATTICE2023**, 245 (2023), arXiv:2401.01561 [hep-lat].
- [106] S. Jwa, W. Lee, *et al.* (SWME), in preparation.
- [107] A. Barone, A. Jüttner, S. Hashimoto, T. Kaneko, and R. Kellermann, Inclusive semi-leptonic $B_{(s)}$ mesons decay at the physical b quark mass, PoS **LATTICE2022**, 403 (2023), arXiv:2211.15623 [hep-lat].
- [108] A. Barone, S. Hashimoto, A. Jüttner, T. Kaneko, and R. Kellermann, Approaches to inclusive semileptonic $B_{(s)}$ -meson decays from Lattice QCD, JHEP **07**, 145, arXiv:2305.14092 [hep-lat].