

***Gaia*: Ten Years of Surveying the Milky Way and Beyond**

Anthony G.A. Brown

Leiden Observatory, Leiden University, Einsteinweg 55, 2333 CC Leiden, the Netherlands

Abstract. On January 15 2025, the *Gaia* mission completed the collection of the astrometric, photometric, and spectroscopic data for about 2.5 billion celestial sources, from the solar system to the Milky Way to the distant universe. Work is ongoing to produce *Gaia* DR4 based on the first 5.5 years of data, with the release expected in 2026. The full 10.5 year survey will be turned into *Gaia* DR5 which will open up scientific possibilities beyond *Gaia* DR4. In this contribution I give a brief overview of the *Gaia* mission, summarize results from the GaiaUnlimited project, provide a glimpse of what is to come in *Gaia* DR4, and summarize the new science opportunities that *Gaia* DR5 will bring. I close with a look ahead at the successor to *Gaia*, the GaiaNIR mission, which will survey the Milky Way in the infrared, thus probing the Galactic ecosystem in the regions hidden to the *Gaia* mission.

Keywords. catalogs, surveys, astrometry, photometry, spectroscopy, radial velocities

1. Overview of the *Gaia* mission

Gaia was launched on 19 December 2013 and started its survey of the skies on July 25 2014 after the spacecraft and payload commissioning period ([Gaia Collaboration et al. 2016](#)). The end of *Gaia*'s science observations was on January 15 2025, completing a 10.5 year survey of the solar system, the Milky Way, and beyond. *Gaia* collected accurate positions, parallaxes and proper motions for all sources to magnitude $G \sim 21$, its white-light photometric band covering the range 330–1050 nm ([Lindegren et al. 2021](#)). Next to the *G*-band photometry, multi-colour photometry was obtained for all sources through two low-resolution fused-silica prisms dispersing all the light entering the field of view ([Riello et al. 2021](#); [De Angeli et al. 2023](#); [Carrasco et al. 2021](#)). The Blue Photometer (BP) operated in the wavelength range 330–680 nm, while the Red Photometer (RP) covered the wavelength range 640–1050 nm. The photometry is needed to account for colour dependent effects in the astrometry and is used to estimate astrophysical parameters for all sources ([Creevey et al. 2023](#)). *Gaia* also carried a medium resolution ($R \sim 11\,000$) spectrograph on board, the Radial Velocity Spectrometer (RVS), which covered the wavelength range 847–874 nm ([Cropper et al. 2018](#)). The RVS spectra are used to determine radial velocities for sources to $G \sim 17$ ([Katz et al. 2023](#)) and to extract astrophysical parameters, including detailed abundance information. for the brighter stars at $G_{\text{RVS}} \lesssim 14$ ([Recio-Blanco et al. 2023](#)).

Starting in 2016, the Gaia Collaboration regularly published data releases based on increasing observation time spans. It should be stressed here that the data releases are publicly available world-wide without any proprietary period for the teams in charge of the data processing. The most recent releases were *Gaia* DR3 in 2022 ([Gaia Collaboration et al. 2023e](#)) and the Focused Product Release in 2023. In addition to the core scientific data products mentioned above, the releases feature a large set of value-added data products that turn the *Gaia* catalogues into a true supermarket for astronomers. Examples are the classification and characterization of variable stars ([Eyer et al. 2023](#)); the astrophysical characterization of *Gaia* sources (see [Creevey et al. 2023](#), and references therein) the large catalogue of non-single stars ([Gaia Collaboration et al. 2023a](#)); the astrometry and orbits of solar system objects ([Tanga et al.](#)

2023); the extragalactic contents of the *Gaia* catalogue (Delchambre et al. 2023); and numerous specific data products, such as astrometry from a special observing mode for crowded fields (Gaia Collaboration et al. 2023f), gravitationally lensed quasars (Gaia Collaboration et al. 2024a), diffuse interstellar bands (Gaia Collaboration et al. 2023c), radial velocity time series for long period variables (Gaia Collaboration et al. 2023d), and orbits for solar system objects based on 5.5 years of *Gaia* astrometry (Gaia Collaboration et al. 2023b).

For a detailed overview of the *Gaia* mission refer to Gaia Collaboration et al. (2016). For an overview of *Gaia* astrometry in a brief historical context and an introduction to the astrometric data processing and the potential sources of systematic errors see Brown (2021), which also summarizes a wide range of scientific results from *Gaia* DR2 (as of 2020). Helmi (2020) provides a complementary review of the insights on the Milky Way’s early history obtained from *Gaia*’s first two data releases. A number of more recent reviews relevant to the topic of stellar populations include Deason and Belokurov (2024, galactic archaeology), Bonaca and Price-Whelan (2025, stellar streams), Cantat-Gaudin and Casamiquela (2024, open clusters), El-Badry (2024, binaries), and Tremblay et al. (2024, white dwarfs).

2. The GaiaUnlimited project

Like any survey of the sky, the *Gaia* survey is limited in completeness and subject to a number of selection effects. A very basic illustration of this are the maps of the large scale three-dimensional distribution of Milky Way stars that have been constructed based on stellar distances estimated from *Gaia* parallaxes combined with photometric information (eg. Bailer-Jones et al. 2021; Anders et al. 2022). The maps show an artificial concentration of stars around the sun and a clear limitation in the distance over which the Milky Way disk and halo spatial structure can be probed directly. Although in principle the *Gaia* survey is magnitude limited only, there are numerous survey details that complicate the selection function, including the survey strategy (scanning law), data losses due to events on the spacecraft, crowding of sources on the sky, the complications in linking individual detections to sources on the sky, the many decisions on which data to include in the processing for a given *Gaia* data product, and finally, any subsample selection or data quality constraints imposed on the *Gaia* catalogue by the user of the data. This results in a selection probability dependent on many source properties, including position on the sky, apparent brightness in G , colour ($G_{BP} - G_{RP}$), astrophysical parameters, etc. The selection function gives the probability that a given source on the sky will be present in the *Gaia* catalogue. Figure 1 shows the *Gaia* DR3 selection probability for sources at $G = 20.9$ as a function of position on the sky (Cantat-Gaudin et al. 2023). The patterns due to the *Gaia* scanning law are visible as well as the effects of source crowding near the Galactic centre and in the direction of the Magellanic clouds and globular clusters.

The first work to consider the *Gaia* selection function in detail was by Bovy (2017) who presented an inventory of the stellar content of the solar neighbourhood based on *Gaia* DR1. After *Gaia* DR2 appeared, a major effort was led by D. Boubert and A. Everall to develop a statistical model of the *Gaia* survey selection function which accounts for the scanning law effects and data losses. They presented selection functions and corresponding tools to use these for *Gaia* DR2 (Boubert and Everall 2020) and *Gaia* EDR3 (Everall and Boubert 2022). A completeness assessment focused on the *Gaia* DR2 RR Lyrae catalogue (Clementini et al. 2019; Rimoldini et al. 2019) was presented by Mateu et al. (2020). These selection functions were based on a ‘reverse engineering’ of the *Gaia* catalogue or on comparison to other survey data as there was no access to information on the details of data losses or data processing decisions internal to the *Gaia* Data Processing and Analysis Consortium (DPAC). It was an oversight at the time of the creation of the DPAC that no task was included to derive the selection function. This state of affairs was discussed at the *Gaia* Sprint workshop at the KITP

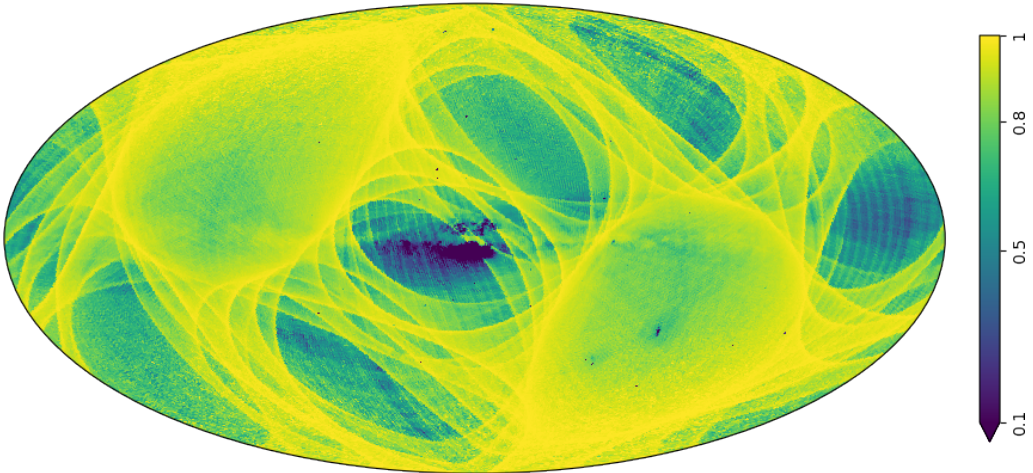


Figure 1. The completeness of the *Gaia* survey at $G = 20.9$ as a function of position on the sky. The map shows completeness as the probability of a source being included in the *Gaia* catalogue given its celestial position. The map uses an Aitoff projection in galactic coordinates with the Galactic centre in the middle and $\ell = +180^\circ$ on the left. The map is at HEALPix level 7 (Górski et al. 2005) with pixels of 0.2 deg^2 .

in Santa Barbara in 2019 and led to the creation of the GaiaUnlimited project[†] which is aimed at determining the *Gaia* survey selection function and providing corresponding data and tools to the community. The project is embedded in DPAC which makes it possible to use additional non-public information of relevance to the construction of the selection function.

The GaiaUnlimited approach to deriving the *Gaia* selection function is laid out in Rix et al. (2021). Their figure 1 schematically shows the steps from observation and data collection in a given survey to the production of a catalogue from which a sample of sources may be extracted by someone for their scientific analysis. The survey consists of observations of sources according to some strategy and with a detection efficiency that depends on the telescope/instrument combination, position on the sky, wavelength range, etc. This is followed by data processing to turn the raw data into astrophysical information, in the case of *Gaia* a set of attributes \mathbf{q} for each source. The list of sources with their attributes is the so-called ‘parent catalogue’. Ideally one traces all the steps from source detection to the derivation of \mathbf{q} , accounting for any data losses due to, e.g., events on the spacecraft or on ground that interrupt the observations, or decisions taken during data processing on which raw or intermediate data to include. This would then produce the selection function $S^{\text{parent}}(\mathbf{q})$ of the parent catalogue. In practice this approach is not feasible, so Rix et al. (2021) propose to derive $S^{\text{parent}}(\mathbf{q})$ either through a statistical modelling of the selection function based on a high-level understanding of the survey and data processing (the approach taken by Boubert and Everall 2020; Everall and Boubert 2022), or through the use of deeper or higher-resolution surveys which can be considered as ‘ground truth’ against which to calibrate models of $S^{\text{parent}}(\mathbf{q})$.

An important aspect of the selection function is that it should provide selection probabilities for both actual objects and for arbitrary, or counterfactual, objects that may have attributes \mathbf{q} not present in the catalogue itself (for example objects beyond the faint limit of *Gaia*). This allows to incorporate the selection function in forward modelling of the data, for example when using Bayesian inference methods. Ideally the selection function should depend on ‘simple observables’ such as sky position, apparent brightness, colour, and parallax, and any model used in the data analysis should make predictions of these quantities (which are derived from astrophysical attributes such as distance, effective temperature, chemical composition, surface

[†] <https://gaia-unlimited.org/>

gravity). An important choice made in Rix et al. (2021) is that the effects of dust on source observability are considered part of the modelling of the attributes \mathbf{q} (i.e. the model used to analyze the data should predict the correct magnitudes and colours for sources affected by dust along the line of sight).

The selection function tools developed by GaiaUnlimited are accessible through GitHub[†] and are described in several publications. Cantat-Gaudin et al. (2023) present an empirical model for the *Gaia* DR3 parent survey selection function which depends only on one parameter per patch of sky, the median magnitude M_{10} for which sources in the catalogue have less than 10 astrometric transits (`astrometric_matched_transits` ≤ 10). This parameter is computable from the *Gaia* catalogue and closely tracks the completeness limit and the steepness of the completeness function at the faint end of the survey. The model was calibrated using the Dark Energy Camera Plane Survey (DECaPS, Schlafly et al. 2018; Saydjari et al. 2023) and validated with *Hubble* Space Telescope observations of globular clusters. Using the *Gaia* DR3 parent survey selection function as a starting point it is straightforward to derive selection functions for subsets of the *Gaia* catalogue, as described in Castro-Ginard et al. (2023).

A set of papers from GaiaUnlimited present more complex cases of constructing and using selection functions. In all cases the paper is accompanied by code and notebooks to reproduce the results. Cantat-Gaudin et al. (2024) construct the selection function for a sample of Red Clump stars that was selected from the combination of the APOGEE DR17 (Majewski et al. 2017; Abdrurro'uf et al. 2022) and *Gaia* DR3 GSP-Spec (Recio-Blanco et al. 2023) data sets. The sample has dense coverage of the disk near the sun combined with the longer reach of the APOGEE pencil beams. This joint sample was used to study the density profile of mono-abundance populations in different metallicity ranges, showing that the density profiles steepen with metallicity and that there is metallicity-dependent flaring of the $[\alpha/\text{Fe}] < 0.1$ disk. Castro-Ginard et al. (2024) took the popular application of using the *Gaia* catalogue RUWE parameter to select potential binaries and derived a sky-position-dependent threshold and showed how selection on RUWE translates to a selection on the underlying physical properties (orbital parameters, distances) of the binary population. Tools are provided to repeat the selection function study for any simulated binary population. Khanna et al. (2024) presented a sample of Red Clump stars selected from the *Gaia* DR3 and AllWISE (Wright et al. 2010; Mainzer et al. 2011) catalogues. The joint sample was used to study the overall structure of the Milky Way's disk. A flared thin disk and short thick disk without flaring provide a good description of the spatial distribution of the Red Clump sample. The model residuals show clear signatures of the warp of the disk and, interestingly, also of the spiral arms. Finally Kurbatov et al. (2024) constructed a sample of metal poor RGB stars ($[\text{M}/\text{H}] < -1.3$) selected from the Andrae et al. (2023) sample, which consists of *Gaia* DR3 stars for which data driven metallicities were derived from the combination of BP/RP spectra and CatWISE (Marocco et al. 2021), using APOGEE stellar parameters as the training data. Kurbatov et al. (2024) studied the spatial distribution of the Aurora population, one of the oldest components of the Milky Way, formed in situ (Belokurov and Kravtsov 2022). They modeled the Aurora population with a parametrized spatial distribution, a globular cluster RGB luminosity function, and included the effects of extinction and distance smearing due to parallax uncertainties. In combination with the *Gaia* selection function for this sample they derived the parameters of the spatial distribution of Aurora. The paper thus presents a fairly complex demonstration of the use of selection functions in data analysis, with the corresponding tools available online.

Work on the statistical modelling of the selection function is ongoing (Castro-Ginard et al., in prep.) and will be used for the production of the *Gaia* DR4 selection function.

[†] <https://github.com/gaia-unlimited/gaiaunlimited>

3. Upcoming *Gaia* data releases

The publication of *Gaia* DR4 is planned no earlier than the middle of 2026 and in early 2025 the status of the data processing for this release is that the astrometric, photometric, and spectroscopic (radial velocity) data processing have finished. This forms the input for the production of the more advanced data products such as: the classification and characterization of variable sources; astrophysical characterization of all sources; the processing of solar system object data; the analysis of non-single star data (binaries, exoplanets); and the characterization of extragalactic sources (galaxy surface brightness profiles, QSO host galaxy properties, and the detection of lensed QSO systems). The lengthy data schedule for the data release is driven by the need to keep systematic errors in all data products well below the precision levels, which increase as more and more data is included in the processing. This involves a very significant effort on improving calibrations, developing new approaches for newly identified systematics, and the validation and documentation of the results.

The astrometric results show the expected improvements from *Gaia* DR3 to DR4 (34 vs. 66 months of data), factors of $\sqrt{2}$ and $2\sqrt{2}$ improvement across all magnitudes for the parallaxes and proper motions, respectively. At the bright end ($G < 13$) the parallax uncertainties show even larger improvements, which reflects the better control over systematics. The formal parallax uncertainties vary from $\sim 10 \mu\text{as}$ at the bright end ($6 < G < 13$) to $\sim 400 \mu\text{as}$ at $G = 20$. For the proper motions the corresponding numbers are $\sim 5 \mu\text{as yr}^{-1}$ and $\sim 200 \mu\text{as yr}^{-1}$. In addition to the standard astrometric catalogue, astrometry will also be provided for nine crowded sky regions using the approach described in [Gaia Collaboration et al. \(2023f\)](#). These regions are in Baade's Window and Sagittarius I in the Bulge, the Large and Small Magellanic Clouds, and in the globular clusters Omega Centauri, 47 Tuc, M22, NGC 4372, M4 (see table 1 in [Gaia Collaboration et al. 2023f](#)).

The integrated photometry (fluxes in the broad bands G , G_{BP} , G_{RP}) shows improvements, in particular at the bright end ($G < 13$) where the uncertainties are closer to the limit expected in the absence of calibration errors (cf. Fig. 14 in [Riello et al. 2021](#)), reflecting again the improved control over systematics. The BP/RP spectra have also further improved in quality and this includes the calibration of the photometric passbands. These improvements will translate to improved astrophysical parameters inferred from the photometry and BP/RP spectra.

The data processing for the RVS instrument now extends to the faintest magnitudes, $14 \lesssim G_{\text{RVS}} \lesssim 16.5$. At these brightness levels spectra from the individual 4.4 second exposures are very noisy, but stacking the spectra observed over the 66 months time baseline of *Gaia* DR4 allows to bring out the Ca triplet lines and still determine radial velocities even at the faintest end. The precision of the radial velocities will also improve by the above mentioned factor $\sqrt{2}$ due to the doubling of the number of observations. A much improved identification of spurious radial velocities will also be provided, making kinematic studies with *Gaia* DR4 more robust.

Gaia DR4 will feature two major changes with respect to the previous releases, the publication of all data processing results for all sources in the internal source list and the publication of all epoch (time series) data. For previous *Gaia* data releases quality limits were set on which sources would enter the various tables in the published catalogue, for example the main *Gaia* DR3 source table is populated with sources that are brighter than $G \sim 21$, have a sufficient number of astrometric observations, and have astrometric uncertainties below a certain limit (see [Lindegren et al. 2021](#), section 4.4). For *Gaia* DR4 no such filtering on quality will be done and the data processing results for all ~ 2.5 billion sources will be published. However, a clear distinction will be made between the roughly 2 billion sources considered most reliable (corresponding to what would have been published in previous releases) and the remaining sources for which the results may be less reliable. Detailed guidance will be provided so that users of the *Gaia* DR4 data can make informed choices about the samples of sources they may wish to use for their scientific applications.

The other major change is the publication of all the epoch data, this means time series of astrometric, photometric, and radial velocity measurements, and of BP/RP and RVS spectra for all sources in *Gaia* DR4. In previous releases time series data was only provided for photometry (~ 12 million sources in *Gaia* DR3, Eyer et al. 2023) and for a very limited subset of sources also radial velocity time series were provided (e.g. Gaia Collaboration et al. 2023d). The availability of all epoch data thus represents a vast increase in data volume and in the richness of science applications that will be possible. For example the epoch astrometry can be used in searches for exoplanets or stars orbiting massive objects such as black holes and neutron stars. A prominent example is the discovery of *Gaia* BH3 (Gaia Collaboration et al. 2024b) for which the epoch astrometric data was provided along with the publication of the discovery. Indeed *Gaia* DR4 will already contain the results of the non-single star processing, featuring a large list of exoplanet candidates, ordinary binary stars, and systems with compact objects. Nevertheless there will be plenty of scope for the community to make their own discoveries among the vast number of astrometric time series. The same holds for the other time series data, where combinations of different types of data will increase the discovery potential. A taste of what is possible with epoch BP/RP spectra was provided in a *Gaia* Image of the Week†. There is a lot to look forward to in *Gaia* DR4!

Gaia DR5 will be based on the data collected over the full extended *Gaia* mission, doubling the observational time baseline from the nominal 5 years to 10.5 years. This opens up a range of new science cases that cannot be addressed with *Gaia* DR4. The basic mission products, positions, parallaxes, photometry, and radial velocities increase in precision by a factor $t^{0.5}$ (i.e. $\sim 40\%$ improvement in precision), while proper motions increase much more rapidly in precision with $t^{1.5}$, a factor of about 2.8 from *Gaia* DR4 to *Gaia* DR5. This translates into a volume increase over which proper motions at a certain precision are accessible by a factor ~ 23 . Notable science cases that can be addressed with *Gaia* DR5 include: a massive improvement in the orbits of solar system object, with one or more orbital periods covered out to the Trojans and the Hildas; increase by a factor of 20 of the volume over which internal kinematics of open clusters can be studied to the $0.3\text{--}0.5\text{ km s}^{-1}$ accuracy level in tangential velocity; upper limits to the energy flux density of gravitational waves in the $< 1\text{--}2\text{ nHz}$ frequency may be obtained; and a much improved measurement of the acceleration of the solar system barycentre (Gaia Collaboration et al. 2021). Two specific cases are further illustrated in Fig. 2. The left panel shows the distances out to which proper motions have relative accuracies of 5 and 50%. This large volume increase enabled by *Gaia* DR5 allows studying the internal kinematics of bright populations in dwarf galaxies out to $\sim 100\text{ kpc}$ and precision tangential motion studies of the dynamically unmixed halo beyond 20 kpc . The right panel of Fig. 2 illustrates the *Gaia* exoplanet discovery space in the planetary mass vs. orbital semi-major axis plane. *Gaia* provides an astrometric exoplanet survey of about $10^6\text{--}10^7$ stars, unbiased across spectral type, age, and chemical composition of the primary. For *Gaia* DR4 thousands of exoplanet discoveries are predicted in the $< 15 M_{\text{Jup}}$ range around A to M stars. Figure 2 shows that *Gaia* will discover long period Jupiter mass planets, providing excellent synergies with the PLATO mission (Rauer et al. 2014; Miglio et al. 2017) and opportunities for ground-based imaging follow-up. The doubling of the time baseline with *Gaia* DR5 provides access to giant exoplanets on orbital periods comparable to the giant planets in the solar system. The number of discovered exoplanets could triple with *Gaia* DR5. In summary, *Gaia* DR5 will not just be an improved version of *Gaia* DR4 but will open up a whole range of new science opportunities.

4. Beyond the *Gaia* mission

The first proposal for the *Gaia* mission was submitted to the European Space Agency (ESA) in 1993, four years ahead of the appearance of the Hipparcos catalogue in 1997. This illustrates

† https://www.cosmos.esa.int/web/gaia/iow_20181115

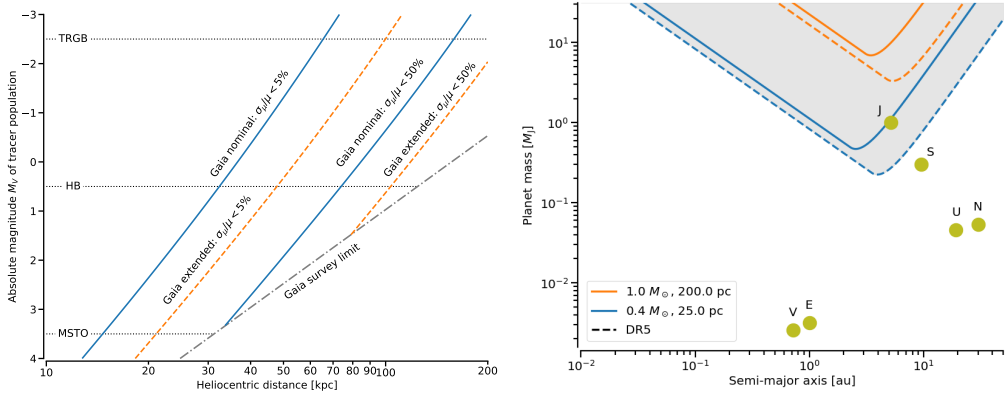


Figure 2. Left: Predicted relative proper motion uncertainties as a function of distance for stars with the absolute magnitudes along the vertical axis for *Gaia* DR4 (solid blue lines) and *Gaia* DR5 (dashed orange lines). Three specific tracer populations are indicated: the main sequence turnover, horizontal branch and tip of the red giant branch stars. After figure 9 in Brown (2021). Right: *Gaia* exoplanet discovery space (gray coloured area) assuming a $50 \mu\text{as}$ single epoch precision for the astrometry and a detection threshold at a signal-to-noise of 20. The solid lines show the *Gaia* DR4 detection limits in the mass vs. semi-major axis space for a $1 M_\odot$ and $0.4 M_\odot$ host star, the dashed lines are for *Gaia* DR5. The green dots indicate planets in the solar system.

how the thinking about future improvements to observational facilities is often triggered even before the facilities have come to full fruition. *Gaia* is no exception, and the first thoughts on future all-sky astrometric survey missions were developed already before the launch of *Gaia* as part of the response to an ESA call for science themes for its L2 and L3 missions[†]. The science case for all-sky nano-arcsecond level astrometry was laid out in Brown (2013) together with a discussion on the challenges involved (see section 6.4 in Brown 2021, for a summary). At the meeting where the L2/L3 proposals were presented to ESA’s advisory bodies, the proposal for a second *Gaia* or an infrared version of *Gaia* was also presented. The concept of an infrared version of *Gaia*, GaiaNIR, was subsequently taken up by the community in Europe as the most practical option to pursue and a first full design study was conducted in 2016. This led to the submission of a white paper to ESA’s Voyage 2050 call for science themes for the long term planning of ESA’s science programme (Hobbs et al. 2021). The GaiaNIR science case was selected as one of four options for large-class science missions for the time frame 2035–2050.

GaiaNIR aims to build on the success of the *Gaia* mission by extending the survey concept into the near-infrared (NIR) wavelength range which will allow to study the dust-obscured regions of the Milky Way, in particular in the disk. An important lesson from *Gaia* is that the dense phase space sampling complemented by astrophysical information is essential to uncover subtle features of the Milky Way’s dynamics, history, and stellar populations, which for example makes possible the study of ‘galactoseismology’ (Brown 2021). In particular, densely sampling the regions of the disk where star formation takes place would allow to directly study the link between Milky Way dynamics and star formation. GaiaNIR’s probing of the stellar populations in the Milky Way disk all the way to the Bulge, bar and central regions, will provide a much more complete view of how the dynamics in the Milky Way’s inner regions influences regions further out in the disk through resonances and radial migration. Closer to home, GaiaNIR would enable an astrometric census of planets around ultra-cool dwarfs close to the Sun and the combination of GaiaNIR and *Gaia* would provide access to exoplanets with orbital periods in the ~ 30 – 35 year range. The proper motions derived from the *Gaia*-GaiaNIR combination will reach sub- $\mu\text{as yr}^{-1}$ accuracy levels, corresponding to tangential velocities of

[†] <https://sci.esa.int/s/wNRzBdw>

a less than 1 km s^{-1} at 100 kpc, thus opening up a whole new precision space in the halo of the Galaxy. The combination of the two missions will also serve to improve the precision of the celestial reference frame and maintain it over much longer periods. This is crucial for many future applications of astrometry across a wide range of astronomical topics, and is essential to accurate pointing of large telescopes on ground and in space. See [Hobbs et al. \(2021\)](#) for an overview of many more science cases that can be addressed with GaiaNIR, including also the solar system and extragalactic science. The gains to be made by probing the dust-obscured regions of the Milky Way are nicely illustrated by two recent studies, the study by [Gupta et al. \(2024\)](#) uncovering many star clusters by an analysis of the GLIMPSE survey ([Benjamin et al. 2003](#)) and the study by [Albarracín et al. \(2025\)](#) mapping Mira variables on the far side of the Galactic disk by using the VVV ([Minniti et al. 2010](#)), VVVx ([Minniti et al. 2018](#)), and WISE ([Wright et al. 2010](#)) surveys.

A detailed design of the GaiaNIR mission was developed during a study conducted by ESA with participation from the scientific community and made public as a report[†]. The study started from the principles of the design of *Gaia* and Hipparcos, thus a revolving scanning survey concept employing two telescopes separated by a large basic angle (cf. [Brown 2021](#), section 3). The main challenge at the time in using the *RJHK* bands wavelength range ($\sim 800\text{--}2500 \text{ nm}$) was the lack of time-delayed-integration (TDI) capable IR detectors. The capability to operate in TDI mode is essential to the scanning concept. The design study was focused on a mission that would fit in an M-class mission cost envelope which led to dropping the spectrophotometric (BP/RP) and spectroscopic (RVS) instruments from the design. With the then foreseen mirror sizes and detector options, the performance of GaiaNIR was similar to that of *Gaia* albeit with the advantage of observing many more objects by being able to penetrate the dust in the Milky Way. Since then several developments took place that make GaiaNIR an even more exciting prospect than it already was.

IR detector technology has progressed and there is now the option to use avalanche photodiodes (APDs) operating in the NIR which offer TDI capabilities and a much better overall noise performance. These are a real game-changer for GaiaNIR, the TDI capability leading to a much simplified mission design, and the lower noise allows to reach better performance than *Gaia* even for similar size mirrors, enabling a deeper and more accurate survey. The science themes addressed by GaiaNIR are recommend as a large mission class option in ESA's Voyage 2050 which opens up the possibility to introduce spectrophotometric as well as a spectroscopic capabilities in the GaiaNIR design. This would offer *Gaia* BP/RP like low resolution spectra for the ~ 10 billion sources predicted to be observed by GaiaNIR as well as radial velocities and abundance information for hundreds of millions of stars, something out of reach for even the largest future ground-based spectroscopic surveys. The enormous success of *Gaia* rests on the vast amount of astrophysical information that complements its exquisite astrometry, and this will be essential also to the success of GaiaNIR. A final improvement of GaiaNIR would be to consider a larger ($\sim 3 \text{ m}$) mirror size for the telescopes which can be achieved by using segmented mirror technology and would mitigate the increased susceptibility to crowding due to the longer operating wavelengths of GaiaNIR.

A paper in preparation by Hobbs et al. will detail the latest design of GaiaNIR, including the developments mentioned above. Members of the stellar population community are very welcome to get involved in further developing the science case and design of this mission. More information and contact details can be found on the GaiaNIR website[‡].

Between now and a possible launch of GaiaNIR there are plenty of opportunities for further advances in Milky Way astrometry, in particular by exploiting the combination of *Gaia* and other surveys from ground or in space. The combination of *Gaia* DR3 and Euclid ([Euclid](#)

[†] <https://sci.esa.int/web/future-missions-department/-/60028-cdf-study-report-gaianir>

[‡] <https://www.astro.lu.se/GaiaNIR>




Figure 3. Artist's impression of the Milky Way based on the latest knowledge derived from the *Gaia* catalogue data. Credits: ESA/Gaia/DPAC, Stefan Payne-Wardenaar, CC BY-SA 3.0 IGO. Download different versions of the image here: https://www.esa.int/ESA_Multimedia/Images/2025/01/The_best_Milky_Way_map_by_Gaia.

[Collaboration et al. 2024](#)) already provides two epochs of high precision astrometry over a time baseline of $\sim 7\text{--}8$ years which can lead to an improvement over the *Gaia* DR3 proper motion precisions by a factor 10, as illustrated by the study of [Libralato et al. \(2024\)](#) who derived proper motions from the *Gaia*-Euclid combination for the globular cluster NGC 6397, reaching precisions better than $100 \mu\text{as yr}^{-1}$ at $G = 19\text{--}20$. In addition they can derive proper motions for faint *Gaia* stars for which only a position is available in *Gaia* DR3. Likewise the Roman mission will produce precise astrometry ([WFIRST Astrometry Working Group et al. 2019](#)) which can be combined with *Gaia* to derive much more precise proper motions. Both Euclid and Roman will provide multi-epoch astrometry which allows the derivation of proper motions for a vast number of sources beyond the reach of *Gaia*. In the future this data can be combined with GaiaNIR to further improve proper motions over long time baselines.

Many other opportunities for synergies between *Gaia*, GaiaNIR and other ground and space-based surveys are described in [Brown \(2021\)](#) and [Hobbs et al. \(2021\)](#).

5. End of *Gaia* science observations

The astrometric precision of *Gaia* rests to a large extent on the exquisite control over the spin rate and attitude of the spacecraft. The spin rate is synchronized with the motion of sources across the focal plane, such that that the TDI observing mode produces sharp images. The attitude control serves to smoothly execute the *Gaia* scanning law which allows for precise attitude modelling as part of the astrometric solution. The spin-rate and fine attitude control are ultimately managed through a micro-propulsion system consisting of micro-Newton-level thrusters. The fuel for this micro-propulsion system was originally budgeted for a 6.5 year mission lifetime, including half a year for commissioning and a possible one-year mission extension. Over the course of the first years of spacecraft operations it became clear that there was enough fuel onboard to keep the micro-propulsion system running for potentially up to 10–11 years. This knowledge was used to argue for a five year extension to the nominal *Gaia* mission, to reach a total time baseline of 10+ years, allowing for the additional *Gaia* DR5 release and the unlocking of new science opportunities.

The fuel for the micro-propulsion system was predicted to be exhausted by early 2025 and it was decided to end *Gaia* science observations on January 15 2025 at 06:15 UTC. The little bit of fuel remaining for the micro-propulsion system was used for technology tests that were intended to better understand the *Gaia* S/C and payload, in particular with the goal to get a better understanding of the basic angle variations, which can potentially lead to improved control over the systematic errors in the astrometry caused by these variations (cf. [Lindegren et al. 2021](#); [Brown 2021](#)). For some of the technology tests *Gaia* was put into different orientations with respect to the Sun, which made the spacecraft appear much brighter in the sky (down to magnitude ~ 15.5) and as part of a ‘farewell campaign’ the astrophotography community worldwide was encouraged to take pictures of *Gaia* and submit these to a website for display[†]. The occasion of the end of *Gaia* science observations was also an opportunity to promote a beautiful new artist’s impression (see Fig. 3) of the Milky Way based on the latest knowledge of our galaxy obtained from the *Gaia* data.

On March 27 2025 *Gaia* was passivated and put onto an orbit around the sun, away from its long time home at the second Lagrange point. Although this marked the formal end of the operational phase of the *Gaia* spacecraft, the *Gaia* mission continues onward to *Gaia* DR4 and *Gaia* DR5!

References

- Abdurro’uf, Accetta, K., Aerts, C., Silva Aguirre, V., Ahumada, R., Ajaonkar, N., & et al. 2022, The Seventeenth Data Release of the Sloan Digital Sky Surveys: Complete Release of MaNGA, MaStar, and APOGEE-2 Data. *ApJS*, 259(2), 35.
- Albarracín, R., Zoccali, M., Olivares Carvajal, J., Rojas-Arriagada, Á., Minniti, J. H., Catelan, M., De Leo, M., Gran, F., Contreras Ramos, R., Navarro, Á. V., & Salvo-Guajardo, C. 2025, Unveiling VVV/WISE Mira variables on the far side of the Galactic disk: Distances, kinematics, and a new extinction law. *A&A*, 693, A28.
- Anders, F., Khalatyan, A., Queiroz, A. B. A., Chiappini, C., Ardèvol, J., Casamiquela, L., Figueras, F., Jiménez-Arranz, Ó., Jordi, C., Monguió, M., Romero-Gómez, M., Altamirano, D., Antoja, T., Assaad, R., Cantat-Gaudin, T., Castro-Ginard, A., Enke, H., Girardi, L., Guiglion, G., Khan, S., Luri, X., Miglio, A., Minchev, I., Ramos, P., Santiago, B. X., & Steinmetz, M. 2022, Photo-astrometric distances, extinctions, and astrophysical parameters for Gaia EDR3 stars brighter than $G = 18.5$. *A&A*, 658, A91.
- Andrae, R., Rix, H.-W., & Chandra, V. 2023, Robust Data-driven Metallicities for 175 Million Stars from Gaia XP Spectra. *ApJS*, 267(1), 8.
- Bailer-Jones, C. A. L., Rybizki, J., Fouesneau, M., Demleitner, M., & Andrae, R. 2021, Estimating Distances from Parallaxes. V. Geometric and Photogeometric Distances to 1.47 Billion Stars in Gaia

[†] <https://www.cosmos.esa.int/web/gaia/ground-based-observations-of-gaia-spacecraft-2025>

- Early Data Release 3. *AJ*, 161(3), 147.
- Belokurov, V. & Kravtsov, A. 2022, From dawn till disc: Milky Way's turbulent youth revealed by the APOGEE+Gaia data. *MNRAS*, 514(1), 689–714.
- Benjamin, R. A., Churchwell, E., Babler, B. L., Bania, T. M., Clemens, D. P., Cohen, M., & et al. 2003, GLIMPSE. I. An SIRTf Legacy Project to Map the Inner Galaxy. *PASP*, 115(810), 953–964.
- Bonaca, A. & Price-Whelan, A. M. 2025, Stellar streams in the Gaia era. *New Astronomy Reviews*, 100, 101713.
- Boubert, D. & Everall, A. 2020, Completeness of the Gaia verse II: what are the odds that a star is missing from Gaia DR2? *MNRAS*, 497(4), 4246–4261.
- Bovy, J. 2017, Stellar inventory of the solar neighbourhood using Gaia DR1. *MNRAS*, 470(2), 1360–1387.
- Brown, A. 2013, White Paper - Space-Time Structure Explorer Sub-microarcsecond astrometry for the 2030s. *Response to the call for White Papers for the definition of the L2 and L3 missions in the ESA Science Programme*, GAIA-CG-TN-LEI-AB-039.
- Brown, A. G. A. 2021, Microarcsecond Astrometry: Science Highlights from Gaia. *ARA&A*, 59, 59–115.
- Cantat-Gaudin, T. & Casamiquela, L. 2024, How Gaia sheds light on the Milky Way star cluster population. *New Astronomy Reviews*, 99, 101696.
- Cantat-Gaudin, T., Fouesneau, M., Rix, H.-W., Brown, A. G. A., Castro-Ginard, A., Kostrzewa-Rutkowska, Z., Drimmel, R., Hogg, D. W., Casey, A. R., Khanna, S., Oh, S., Price-Whelan, A. M., Belokurov, V., Saydjari, A. K., & Green, G. 2023, An empirical model of the Gaia DR3 selection function. *A&A*, 669, A55.
- Cantat-Gaudin, T., Fouesneau, M., Rix, H.-W., Brown, A. G. A., Drimmel, R., Castro-Ginard, A., Khanna, S., Belokurov, V., & Casey, A. R. 2024, Uniting Gaia and APOGEE to unveil the cosmic chemistry of the Milky Way disc. *A&A*, 683, A128.
- Carrasco, J. M., Weiler, M., Jordi, C., Fabricius, C., De Angeli, F., Evans, D. W., & et al. 2021, Internal calibration of Gaia BP/RP low-resolution spectra. *A&A*, 652, A86.
- Castro-Ginard, A., Brown, A. G. A., Kostrzewa-Rutkowska, Z., Cantat-Gaudin, T., Drimmel, R., Oh, S., Belokurov, V., Casey, A. R., Fouesneau, M., Khanna, S., Price-Whelan, A. M., & Rix, H.-W. 2023, Estimating the selection function of Gaia DR3 subsamples. *A&A*, 677, A37.
- Castro-Ginard, A., Penoyre, Z., Casey, A. R., Brown, A. G. A., Belokurov, V., Cantat-Gaudin, T., Drimmel, R., Fouesneau, M., Khanna, S., Kurbatov, E. P., Price-Whelan, A. M., Rix, H.-W., & Smart, R. L. 2024, Gaia DR3 detectability of unresolved binary systems. *A&A*, 688, A1.
- Clementini, G., Ripepi, V., Molinaro, R., Garofalo, A., Muraveva, T., Rimoldini, L., Guy, L. P., Jevardat de Fombelle, G., Nienartowicz, K., Marchal, O., Audard, M., Holl, B., Leccia, S., Marconi, M., Musella, I., Mowlavi, N., Lecoœur-Taibi, I., Eyer, L., De Ridder, J., Regibo, S., Sarro, L. M., Szabados, L., Evans, D. W., & Riello, M. 2019, Gaia Data Release 2. Specific characterisation and validation of all-sky Cepheids and RR Lyrae stars. *A&A*, 622, A60.
- Creevey, O. L., Sordo, R., Pailler, F., Frémat, Y., Heiter, U., Thévenin, F., & et al. 2023, Gaia Data Release 3. Astrophysical parameters inference system (Apsis). I. Methods and content overview. *A&A*, 674, A26.
- Cropper, M., Katz, D., Sartoretti, P., Prusti, T., de Bruijne, J. H. J., Chassat, F., & et al. 2018, Gaia Data Release 2. Gaia Radial Velocity Spectrometer. *A&A*, 616, A5.
- De Angeli, F., Weiler, M., Montegriffo, P., Evans, D. W., Riello, M., Andrae, R., & et al. 2023, Gaia Data Release 3. Processing and validation of BP/RP low-resolution spectral data. *A&A*, 674, A2.
- Deason, A. J. & Belokurov, V. 2024, Galactic archaeology with Gaia. *New Astronomy Reviews*, 99, 101706.
- Delchambre, L., Bailer-Jones, C. A. L., Bellas-Verlides, I., Drimmel, R., Garabato, D., Carballo, R., & et al. 2023, Gaia Data Release 3. Apsis. III. Non-stellar content and source classification. *A&A*, 674, A31.
- El-Badry, K. 2024, Gaia's binary star renaissance. *New Astronomy Reviews*, 98, 101694.
- Euclid Collaboration, Mellier, Y., Abdurro'uf, Acevedo Barroso, J. A., Achúcarro, A., Adamek, J., Adam, R., Addison, G. E., & et al. 2024, Euclid. I. Overview of the Euclid mission. *arXiv e-prints*, arXiv:2405.13491.
- Everall, A. & Boubert, D. 2022, Completeness of the Gaia verse - V. Astrometry and radial velocity sample selection functions in Gaia EDR3. *MNRAS*, 509(4), 6205–6224.
- Eyer, L., Audard, M., Holl, B., Rimoldini, L., Carnerero, M. I., Clementini, G., & et al. 2023, Gaia Data Release 3. Summary of the variability processing and analysis. *A&A*, 674, A13.

- Gaia Collaboration, Arenou, F., Babusiaux, C., Barstow, M. A., Faigler, S., Jorissen, A., & et al. 2023,a Gaia Data Release 3. Stellar multiplicity, a teaser for the hidden treasure. *A&A*, 674a, A34.
- Gaia Collaboration, David, P., Mignard, F., Hestroffer, D., Tanga, P., Spoto, F., Berthier, J., & et al. 2023,b Gaia Focused Product Release: Asteroid orbital solution. Properties and assessment. *A&A*, 680b, A37.
- Gaia Collaboration, Klioner, S. A., Mignard, F., Lindegren, L., Bastian, U., McMillan, P. J., Hernández, J., & et al. 2021, Gaia Early Data Release 3. Acceleration of the Solar System from Gaia astrometry. *A&A*, 649, A9.
- Gaia Collaboration, Krone-Martins, A., Ducourant, C., Galluccio, L., Delchambre, L., & Oreshina-Slezak, I. e. 2024,a Gaia Focused Product Release: A catalogue of sources around quasars to search for strongly lensed quasars. *A&A*, 685a, A130.
- Gaia Collaboration, Panuzzo, P., Mazeh, T., Arenou, F., Holl, B., Caffau, E., Jorissen, A., & et al. 2024,b Discovery of a dormant 33 solar-mass black hole in pre-release Gaia astrometry. *A&A*, 686b, L2.
- Gaia Collaboration, Prusti, T., de Bruijne, J. H. J., Brown, A. G. A., Vallenari, A., Babusiaux, C., & et al. 2016, The Gaia mission. *A&A*, 595, A1.
- Gaia Collaboration, Schultheis, M., Zhao, H., Zwitter, T., Bailer-Jones, C. A. L., Carballo, R., & et al. 2023,c Gaia Focused Product Release: Spatial distribution of two diffuse interstellar bands. *A&A*, 680c, A38.
- Gaia Collaboration, Trabucchi, M., Mowlavi, N., Lebzelter, T., Lecoœur-Taibi, I., Audard, M., & et al. 2023,d Gaia Focused Product Release: Radial velocity time series of long-period variables. *A&A*, 680d, A36.
- Gaia Collaboration, Vallenari, A., Brown, A. G. A., Prusti, T., de Bruijne, J. H. J., Arenou, F., & et al. 2023,e Gaia Data Release 3. Summary of the content and survey properties. *A&A*, 674e, A1.
- Gaia Collaboration, Weingrill, K., Mints, A., Castañeda, J., Kostrzewa-Rutkowska, Z., Davidson, M., & et al. 2023,f Gaia Focused Product Release: Sources from Service Interface Function image analysis. Half a million new sources in omega Centauri. *A&A*, 680f, A35.
- Górski, K. M., Hivon, E., Banday, A. J., Wandelt, B. D., Hansen, F. K., Reinecke, M., & Bartelmann, M. 2005, HEALPix: A Framework for High-Resolution Discretization and Fast Analysis of Data Distributed on the Sphere. *ApJ*, 622, 759–771.
- Gupta, A., Ivanov, V. D., Preibisch, T., & Minniti, D. 2024, Obscured star clusters in the inner Milky Way: How many massive young clusters are still awaiting detection. *A&A*, 692, A194.
- Helmi, A. 2020, Streams, Substructures, and the Early History of the Milky Way. *ARA&A*, 58, 205–256.
- Hobbs, D., Brown, A., Høg, E., Jordi, C., Kawata, D., Tanga, P., & et al. 2021, All-sky visible and near infrared space astrometry. *Experimental Astronomy*, 51(3), 783–843.
- Katz, D., Sartoretti, P., Guerrier, A., Panuzzo, P., Seabroke, G. M., Thévenin, F., & et al. 2023, Gaia Data Release 3. Properties and validation of the radial velocities. *A&A*, 674, A5.
- Khanna, S., Yu, J., Drimmel, R., Poggio, E., Cantat-Gaudin, T., Castro-Ginard, A., Kurbatov, E., Belokurov, V., Brown, A., Fouesneau, M., Casey, A., & Rix, H.-W. 2024, GaiaUnlimited: The old stellar disc of the Milky Way as traced by the Red Clump. *arXiv e-prints*, arXiv:2410.22036.
- Kurbatov, E. P., Belokurov, V., Koposov, S., Kravtsov, A., Davies, E. Y., Brown, A. G. A., Cantat-Gaudin, T., Castro-Ginard, A., Casey, A. R., Drimmel, R., Fouesneau, M., Khanna, S., Rix, H.-W., & Wallace, A. 2024, The realm of Aurora. Density distribution of metal-poor giants in the heart of the Galaxy. *arXiv e-prints*, arXiv:2410.22250.
- Libralato, M., Bedin, L. R., Griggio, M., Massari, D., Anderson, J., Cuillandre, J. C., & et al. 2024, Euclid: High-precision imaging astrometry and photometry from Early Release Observations: I. Internal kinematics of NGC6397 by combining Euclid and Gaia data. *A&A*, 692, A96.
- Lindegren, L., Klioner, S. A., Hernández, J., Bombrun, A., Ramos-Lerate, M., Steidelmüller, H., & et al. 2021, Gaia Early Data Release 3. The astrometric solution. *A&A*, 649, A2.
- Mainzer, A., Bauer, J., Grav, T., Masiero, J., Cutri, R. M., Dailey, J., & et al. 2011, Preliminary Results from NEOWISE: An Enhancement to the Wide-field Infrared Survey Explorer for Solar System Science. *ApJ*, 731(1), 53.
- Majewski, S. R., Schiavon, R. P., Frinchaboy, P. M., Allende Prieto, C., Barkhouser, R., Bizyaev, D., & et al. 2017, The Apache Point Observatory Galactic Evolution Experiment (APOGEE). *AJ*, 154(3), 94.
- Marocco, F., Eisenhardt, P. R. M., Fowler, J. W., Kirkpatrick, J. D., Meisner, A. M., Schlafly, E. F., & et al. 2021, The CatWISE2020 Catalog. *ApJS*, 253(1), 8.

- Mateu, C., Holl, B., De Ridder, J., & Rimoldini, L. 2020, Empirical completeness assessment of the Gaia DR2, Pan-STARRS 1, and ASAS-SN-II RR Lyrae catalogues. *MNRAS*, 496(3), 3291–3307.
- Miglio, A., Chiappini, C., Mosser, B., Davies, G. R., Freeman, K., Girardi, L., & et al. 2017, PLATO as it is : A legacy mission for Galactic archaeology. *Astronomische Nachrichten*, 338(6), 644–661.
- Minniti, D., Lucas, P. W., Emerson, J. P., Saito, R. K., Hempel, M., Pietrukowicz, P., & et al. 2010, VISTA Variables in the Via Lactea (VVV): The public ESO near-IR variability survey of the Milky Way. *New Astronomy*, 15(5), 433–443.
- Minniti, D., Saito, R. K., Gonzalez, O. A., Alonso-García, J., Rejkuba, M., Barbá, R., & et al. 2018, A new near-IR window of low extinction in the Galactic plane. *A&A*, 616, A26.
- Rauer, H., Catala, C., Aerts, C., Appourchaux, T., Benz, W., Brandeker, A., & et al. 2014, The PLATO 2.0 mission. *Experimental Astronomy*, 38(1-2), 249–330.
- Recio-Blanco, A., de Laverny, P., Palicio, P. A., Kordopatis, G., Álvarez, M. A., Schultheis, M., & et al. 2023, Gaia Data Release 3. Analysis of RVS spectra using the General Stellar Parametrizer from spectroscopy. *A&A*, 674, A29.
- Riello, M., De Angeli, F., Evans, D. W., Montegriffo, P., Carrasco, J. M., Busso, G., & et al. 2021, Gaia Early Data Release 3. Photometric content and validation. *A&A*, 649, A3.
- Rimoldini, L., Holl, B., Audard, M., Mowlavi, N., Nienartowicz, K., Evans, D. W., Guy, L. P., Lecoœur-Taïbi, I., Jevardat de Fombelle, G., Marchal, O., Roelens, M., De Ridder, J., Sarro, L. M., Regibo, S., Lopez, M., Clementini, G., Ripepi, V., Molinaro, R., Garofalo, A., Molnár, L., Plachy, E., Juhász, Á., Szabados, L., Lebzelter, T., Teyssier, D., & Eyer, L. 2019, Gaia Data Release 2. All-sky classification of high-amplitude pulsating stars. *A&A*, 625, A97.
- Rix, H.-W., Hogg, D. W., Boubert, D., Brown, A. G. A., Casey, A., Drimmel, R., Everall, A., Fouesneau, M., & Price-Whelan, A. M. 2021, Selection Functions in Astronomical Data Modeling, with the Space Density of White Dwarfs as a Worked Example. *AJ*, 162(4), 142.
- Saydjari, A. K., Schlafly, E. F., Lang, D., Meisner, A. M., Green, G. M., Zucker, C., Zelko, I., Speagle, J. S., Daylan, T., Lee, A., Valdes, F., Schlegel, D., & Finkbeiner, D. P. 2023, The Dark Energy Camera Plane Survey 2 (DECaPS2): More Sky, Less Bias, and Better Uncertainties. *ApJS*, 264(2), 28.
- Schlafly, E. F., Green, G. M., Lang, D., Daylan, T., Finkbeiner, D. P., Lee, A., Meisner, A. M., Schlegel, D., & Valdes, F. 2018, The DECam Plane Survey: Optical Photometry of Two Billion Objects in the Southern Galactic Plane. *ApJS*, 234(2), 39.
- Tanga, P., Pauwels, T., Mignard, F., Muinonen, K., Cellino, A., David, P., & et al. 2023, Gaia Data Release 3. The Solar System survey. *A&A*, 674, A12.
- Tremblay, P., Bédard, A., O’Brien, M. W., Munday, J., Elms, A. K., Gentile Fusillo, N. P., & Sahu, S. 2024, The Gaia white dwarf revolution. *New Astronomy Reviews*, 99, 101696.
- WFIRST Astrometry Working Group, Sanderson, R. E., Bellini, A., Casertano, S., Lu, J. R., Melchior, P., Libralato, M., & et al. 2019, Astrometry with the Wide-Field Infrared Space Telescope. *Journal of Astronomical Telescopes, Instruments, and Systems*, 5, 044005.
- Wright, E. L., Eisenhardt, P. R. M., Mainzer, A. K., Ressler, M. E., Cutri, R. M., Jarrett, T., & et al. 2010, The Wide-field Infrared Survey Explorer (WISE): Mission Description and Initial On-orbit Performance. *AJ*, 140(6), 1868–1881.