

# Towards Explainable Doctor Recommendation with Large Language Models

Ziyang Zeng, Dongyuan Li, and Yuqing Yang

**Abstract**—The advent of internet medicine provides patients with unprecedented convenience in searching and communicating with doctors relevant to their diseases and desired treatments online. However, the current doctor recommendation systems fail to fully ensure the professionalism and interpretability of the recommended results. In this work, we formulate doctor recommendation as a ranking task and develop a large language model (LLM)-based pointwise ranking framework. Our framework ranks doctors according to their relevance regarding specific diseases-treatment pairs in a zero-shot setting. The advantage of our framework lies in its ability to generate precise and explainable doctor ranking results. Additionally, we construct DrRank, a new expertise-driven doctor ranking dataset comprising over 38 disease-treatment pairs. Experiment results on the DrRank dataset demonstrate that our framework significantly outperforms the strongest cross-encoder baseline, achieving a notable gain of +5.45 in the NDCG@10 score while maintaining affordable latency consumption. Furthermore, we comprehensively present the fairness analysis results of our framework from three perspectives of different diseases, patient gender, and geographical regions. Meanwhile, the interpretability of our framework is rigorously verified by three human experts, providing further evidence of the reliability of our proposed framework for doctor recommendation.

**Index Terms**—Doctor recommendation, explainable recommendation, large language model, text ranking.

## I. INTRODUCTION

THE rapid development of internet medicine provide patients with convenient access to trans-regional disease diagnosis and treatment services [1]. Through professional online healthcare platforms, patients can search for and select experienced doctors based on their potential diseases and required treatments, including medication, surgery, and radiotherapy. Although some authoritative leaderboards have been released, such as the China Hospital and Departments

Reputation Ranking<sup>1</sup>, this leaderboard can only guide patients in choosing from a limited number of hospitals and departments, let alone specific doctors. For patients lacking medical knowledge, accurately selecting a doctor who matches their condition remains challenging. To provide high-quality online medical services, a crucial task is to recommend an appropriate doctor from a large pool of candidates for a specific patient [2], [3].

Recent studies have shown significant interest in developing doctor recommendation systems. Early methods rely on basic statistical indicators such as the number of patient reviews and treatment cases [4], [5]. These methods fail to fully capture the nuanced professional expertise of doctors, consequently compromising the accuracy of rankings. Current methods seek to improve doctor recommendation through machine learning techniques, but some significant limitations remain. Machine learning methods usually require sufficient labeled data for model training, which poses a significant challenge in data-sparse medical scenarios due to the high cost and effort of data annotation. Some studies define the ground truth label in doctor-patient interactions based on whether the consultation order is successfully completed by both parties [6], or whether the doctor later responded to the patient’s inquiry [7]. In such cases, the optimization objectives of recommendation systems tend to be skewed towards commercial considerations. This commercial bias, to some extent, undermines the focus on doctors’ expertise and may not adequately address patients’ needs to find experts in specific medical fields. Additionally, explanations are crucial in ensuring the interpretability of recommendation systems [8], particularly in the medical context of doctor recommendation. However, the interpretability of doctor recommendation is still largely unexplored at present.

In this work, we focus on constructing an accurate, fair, and explainable doctor recommendation system based on the professional relevance of doctors in addressing patient medical needs. We formulate doctor recommendation as a ranking task and introduce DrRank, a novel expertise-driven doctor ranking dataset that spans various disease-treatment pairs. To create comprehensive doctor profiles, we integrate multidimensional professional information, such as their introductions, areas of expertise, community involvement, awards received, and research achievements. Furthermore, we involve medical experts to annotate the professional relevance of doctors in relation to specific disease-treatment pairs. In the field of

Manuscript received January 9, 2025; revised January 9, 2025; accepted January 9, 2025. Date of publication January 9, 2025; date of current version January 9, 2025. This work was funded by the National Natural Science Foundation of China (62203060, 62403492), R&D Program of Beijing Municipal Education Commission (KM202310005030), the National High Level Hospital Clinical Research Funding (2022-PUMCH-C-017). (Corresponding authors: Yuqing Yang.)

Ziyang Zeng, Dongyuan Li, and Yuqing Yang are with Beijing University of Posts and Telecommunications, Beijing, China (e-mail: ziyang1060@bupt.edu.cn; li.dongyuan@bupt.edu.cn; yangyuqing@bupt.edu.cn).

For the sake of reproducibility, the code and associated data are available at <https://github.com/YangLab-BUPT/DrRec-LLM>.

Digital Object Identifier 10.1109/JBHI.2025.xxxx

<sup>1</sup><https://rank.cn-healthcare.com/fudan/national-general>

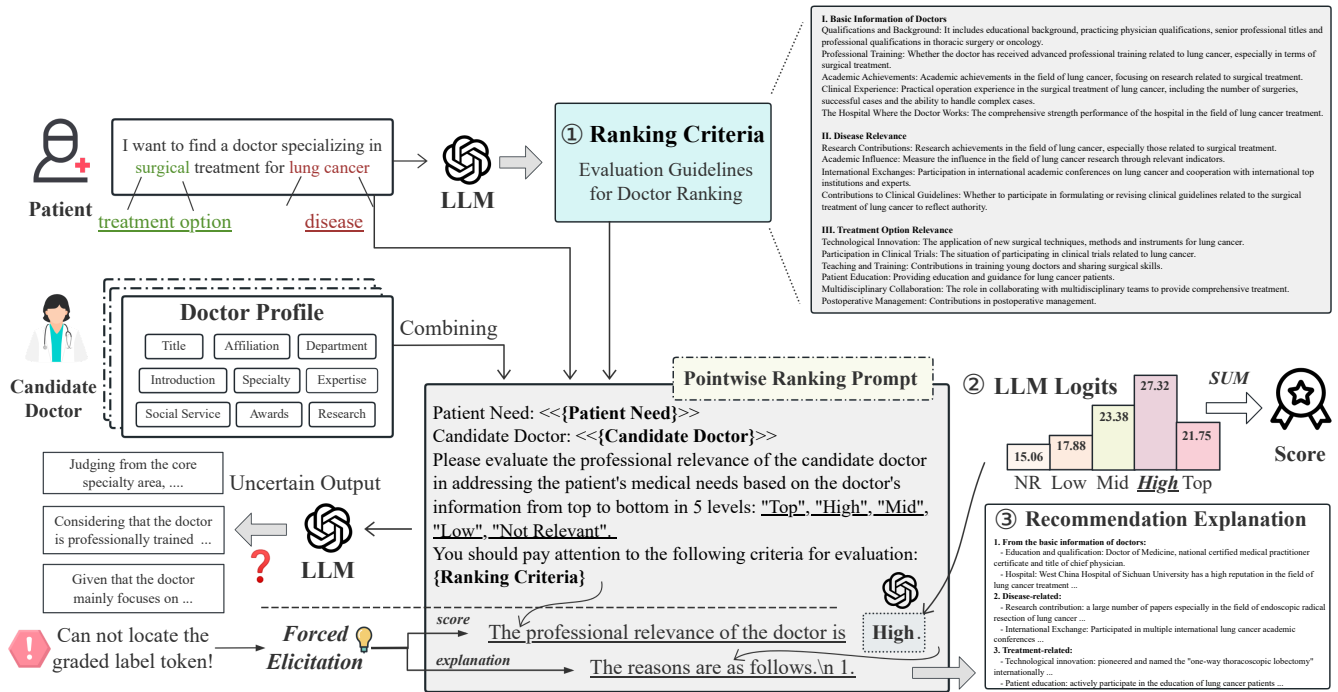


Fig. 1. An overview of our proposed zero-shot LLM-based doctor ranking framework. We leverage a pointwise ranking method to efficiently and effectively evaluate the professional relevance of candidate doctors in addressing specific patient medical needs. By utilizing fine-grained relevance labels and incorporating query-specific ranking criteria, our framework ensures consistent and accurate doctor evaluations. Furthermore, it provides clear and structured doctor evaluation rationales as recommendation explanations, enhancing the interpretability and transparency of the doctor recommendation process. It should be noted that the ranking criteria and recommendation explanation shown in the figure are simplified versions.

information retrieval, cross-encoder models rely on annotated relevance data for supervised training [9]. These models have exhibited impressive performance in various out-of-domain ranking tasks [10]. However, their efficacy in the specific context of doctor ranking has yet to be explored, primarily because such a task is typically absent from previous training datasets.

Large language models (LLMs), backed by extensive pre-training data, demonstrate the ability to perform text ranking tasks based on user prompts [11]–[14]. The remarkable generalization capabilities and inherent world knowledge of LLMs suggest significant potential for the doctor ranking task. Inspired by this, we propose an LLM-based doctor ranking framework as illustrated in Fig. 1, which ranks doctors according to their relevance regarding specific disease-treatment pairs. It operates in a zero-shot setting, thus eliminating the need for vast amounts of labeled data for training. Specifically, we employ a pointwise ranking method to ensure the efficiency of the doctor ranking process. We utilize fine-grained relevance labels to assist the LLM in more accurately distinguishing the nuanced differences in doctors' relevance across various disease-treatment pairs. To enhance the consistency and accuracy of the LLM's ranking results, we prompt the LLM to generate specific ranking criteria tailored to a specific disease and treatment option. The generated ranking criteria serve as evaluation guidelines, providing clear and transparent directives for the LLM during the ranking decision-making process. To improve the interpretability of the doctor recommendation process, once the LLM has generated doctor

relevance predictions, we continuously prompt it to further generate evaluation rationales as the explanations for doctor recommendation. We observe that the stochastic behavior of the LLM can potentially influence both the relevance generation and rationale generation stages. To address this, we propose a forced elicitation mechanism that ensures the LLM consistently generates the desired results.

Experimental results demonstrate that LLMs, with a scale exceeding 7 billion parameters, exhibit superior performance compared to cross-encoder models for doctor ranking task, particularly when ranking criteria are introduced. Additionally, we present the time costs associated with utilizing the LLM for pointwise prediction and the generation of evaluation rationales, illustrating the feasibility of our framework in real-world applications. Furthermore, we analyze the distribution characteristics of the LLM prediction results and ground truth relevance labels, revealing how our framework works in practice. Meanwhile, we evaluate the fairness and interpretability of our framework. Experimental results show that our framework exhibits better fairness performance compared to cross-encoder models across a range of disease-treatment pairs. However, we also acknowledge concerns regarding potential gender biases. Through manual evaluation of the ranking criteria and evaluation rationales within our framework, we highlight the significant potential and practical utility of our framework in serving patients.

The main contributions of our work can be summarized as follows:

- 1) We construct a new expertise-driven dataset for objec-

tively evaluating models in doctor ranking.

- 2) We develop a zero-shot LLM-based doctor ranking framework for doctor recommendation, addressing the issue of limited labeled data for model training.
- 3) Through extensive experiments, we demonstrated the accuracy, fairness, and interpretability of our framework, and we have released our code to ensure reproducibility.

## II. RELATED WORK

### A. Doctor Recommendation

Doctor recommendation aims to help patients find the most suitable doctors. While many works in recommendation focus on modeling target users from historical behavior [15], doctor recommendation can only rely on limited information in patients’ chief complaints for modeling due to privacy concerns. Modeling doctors effectively is another pivotal area of research. Some studies focus on constructing doctor profiles based on basic features available on online healthcare platforms [16], [17], such as years of experience, pricing, and online reviews. Furthermore, dialogue data between doctors and patients has been utilized to enhance doctor modeling and to investigate the combined effects of doctor profiles and previous dialogues with other patients [6], [7]. Additional research efforts are directed towards developing personalized recommendation to help patients find doctors who align with their personal preferences [18], [19]. Che *et al.* [20] delve into the challenge of integrating data of varying structures across multiple medical platforms, exploring innovative ways to leverage this diverse information effectively. In this work, we focus on doctor recommendation based on comprehensive doctor profiles and leverage the zero-shot ranking capabilities of LLMs to escape the predicament of training a doctor ranking model with scarce labeled data.

### B. Large Language Models in Zero-shot Text Ranking

Shifting from tuning-based learning to rank driven by cross-encoder models [9], [10] such as MonoT5 [21] and RankT5 [22], there is an emerging line of research exploring how to utilize general-purpose LLMs for zero-shot text ranking in out-of-domain scenarios. The current LLM-based ranking methods can be mainly divided into the following three categories: (1) *Pointwise* strategy utilizes LLMs to measure the relevance between a query and a single passage by query generation [23] or relevance generation [11], [24]. (2) *Pairwise* strategy prompts LLMs to determine which of two passages is more relevant to a query and aggregates a final relevance score for each passage from all pair comparisons, where efficient sorting algorithms, such as heapsort, can be used to speed up the ranking process particularly in top-k ranking [13]. *Setwise* strategy enhances the efficiency of pairwise comparisons by selecting the most relevant passage from multiple candidates [14]. (3) *Listwise* strategy instructs LLMs to generate a permutation of passages, arranged in descending order of relevance to a query [12]. Due to the limited input length of LLMs, a sliding window approach is used to rerank a subset of candidate passages each time, moving the window from back to front to cover all candidates. In this work, we formulate

### Doctor Profile

**Title:** Chief Physician    **Specialty:** Respiratory Medicine

**Affiliation:** Peking Union Medical College Hospital

**Department:** Respiratory and Critical Care Medicine


**Introduction:**  
Chief Physician at the Department of Respiratory and Critical Care Medicine, PUMCH. She is also a professor, Ph.D. advisor, and renowned expert with over 30 years of experience in respiratory diseases, particularly lung cancer ...

**Expertise:**  
Specializes in respiratory diseases, with a focus on lung cancer. She currently has a particular interest in the diagnosis and treatment of rare diseases such as myofibroblastoma ...

**Social Service:**  
- Member of the Chinese Medical Association  
- Member of the Lung Cancer Study Group of the Chinese Medical Association

**Awards:**  
- "Outstanding Academic Contribution Award in Respiratory Medicine" by the Chinese Medical Association Respiratory Disease Branch

**Research:**  
- Published over 80 research papers as first or corresponding author, including more than 30 SCI papers.  
- Participated in the development of over 50 domestic and international clinical trials for new drugs.



Top Expert

Fig. 2. An example of doctor profiles used in the DrRank dataset, highlighting the nine key fields. This detailed profile format ensures comprehensive representation of a doctor’s professional background and expertise.

doctor recommendation as a ranking task and develop a zero-shot LLM-based pointwise ranking framework which focuses on the accuracy, consistency and interpretability of doctor ranking.

## III. DRANK DATASET

In this section, we elaborate on the construction of the DrRank dataset and provide an overview of its statistical information.

### A. Data Collection and Preprocessing

The doctor profiles used in this study is primarily sourced from Haodf Online<sup>2</sup>, one of the biggest online healthcare platforms in China. Each doctor profile comprises 9 fields: “Title”, “Specialty”, “Affiliation”, “Department”, “Introduction”, “Expertise”, “Social Service”, “Awards”, and “Research”, as depicted in Fig. 2. Over 600,000 doctor profiles were collected in total, forming a comprehensive resource for analysis. To proceed, we first selected a range of common cancers and critical illnesses, along with their typical treatment options, resulting a set of 38 disease-treatment pairs. For each pair, such as lung cancer and surgical treatment, we employed the open-sourced Alibaba-NLP/gte-multilingual-reranker-base<sup>3</sup> model

<sup>2</sup><https://www.haodf.com>

<sup>3</sup><https://huggingface.co/Alibaba-NLP/gte-multilingual-reranker-base>

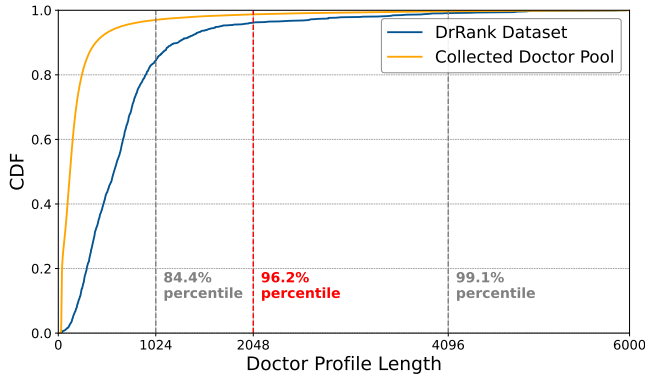


Fig. 3. Cumulative distribution functions (CDF) of doctor profile lengths from two datasets: DrRank and Collected Doctor Pool. The x-axis represents the length of tokenized doctor profiles, and the y-axis represents the cumulative percentage of sequences. The vertical dashed lines at 1024, 2048, and 4096 tokens indicate key truncation thresholds. Each of these thresholds is annotated with the percentage of the DrRank dataset that is covered up to that token count.

[25] to assess the relevance of the introductions from the doctor profiles in our extensive pool to the disease. This process yielded an initial list of 100 candidate doctors for each disease-treatment pair.

### B. Data Annotation

For each disease-treatment pair, two experts in this field were interviewed for approximately one hour. They evaluated the relevance of the doctors on our initial list and also supplemented it with additional professional doctors who were missing from the list but should be included based on the actual situation. Each doctor on the list was assigned a professional relevance score ranging from 0 to 5, with 5 indicating the highest relevance and 0 representing irrelevance. Doctors who received consistent relevance scores from both experts were retained directly. In cases of disagreement between the two experts regarding the assigned relevance score, a third independent expert was consulted to provide the final evaluation.

### C. Hard Negative Mining

We considered doctors with a relevance score greater than 1 as positive samples and those with a relevance score of 0 as negative samples. To balance the number of positive and negative samples for each disease-treatment pair and enhance the complexity of distinguishing between positive and negative samples, we conducted hard negative mining. Through statistical analysis of the doctor profiles of annotated positive samples, we found that they tend to be relatively long. Therefore, we filtered the doctor profiles to include only those with introductions exceeding a minimum length of 1,024<sup>4</sup>. This filtering process resulted in a subset of 5,000 unique doctors with sufficiently rich profile information. For

<sup>4</sup>Unless otherwise specified, all lengths mentioned in this work are defined based on the tokenizer inherent to the Qwen2.5 series.

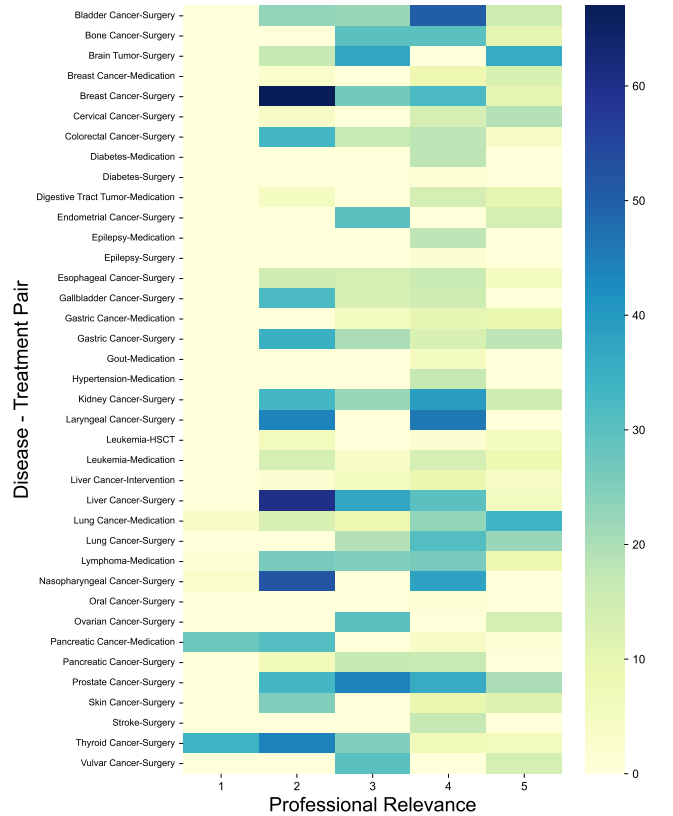


Fig. 4. Heatmap of the annotated professional relevance distribution across positive samples for different disease-treatment pairs in the DrRank dataset. The x-axis represents the professional relevance (ranging from 1 to 5), while the y-axis lists various disease-treatment pairs.

each disease-treatment pair, we utilized the gte-multilingual-reranker-base [25] model once again to rank the filtered set of doctors based on the relevance score between the disease and the doctor’s introduction. To minimize false negatives, we excluded the top 1% of doctors from the ranked list. Then, from the remaining list, we iteratively added negative samples not initially included, in descending order of relevance, until we achieved a 1:1 ratio of positive to negative samples for each disease-treatment pair. To further introduce more challenging negative samples, we randomly replaced 30% of the previously selected negative samples with positive samples from other pairs. Specifically, we regarded the positive samples with relevance scores of 4 and 5 from other disease-treatment pairs as negative samples for the current pair. Finally, we conducted a manual review to ensure that the all selected negative samples for each disease-treatment pair were indeed unrelated to it.

### D. Dataset Statistics

The DrRank dataset, constructed through the aforementioned process, includes 30 disease types, comprising 23 cancers and 7 other critical illnesses. Each disease is linked to one or more treatment options such as medication, surgery, radiotherapy, and, in the case of leukemia, Hematopoietic Stem Cell Transplantation (HSCT). Although most diseases are associated with a single treatment option, some involve



multiple treatments, resulting in a total of 38 unique disease-treatment pairs. Our dataset includes 4325 doctor profiles, of which 2,593 are unique. Some doctors are listed in multiple disease-treatment pairs due to their expertise spanning a variety of conditions and treatments. Fig. 4 illustrates the unbalanced distribution of annotated professional relevance scores among positive samples across all the disease-treatment pairs in the DrRank dataset. Furthermore, Fig. 3 reveals substantial variability in the length of doctor profiles, with the average length in the DrRank dataset exceeding that of our initial doctor pool. These findings underscore the complexity of the doctor ranking task in real-world scenarios, given the significant variation in the volume and diversity of available information. Looking ahead, we plan to expand the dataset by incorporating more disease-treatment pairs.

#### IV. LLM-BASED DOCTOR RANKING FRAMEWORK

##### A. Problem Formulation

In this work, we address the critical problem of doctor recommendation by formulating it as a ranking task. We construct the query set  $\mathcal{Q}$  by pairing specific diseases with treatment options to simulate real patient medical needs, such as “I want to find a doctor specializing in surgical treatment for lung cancer”. The set of candidate doctors is denoted as  $\mathcal{D}$ . Each doctor  $d \in \mathcal{D}$  is represented by a detailed text which is constructed by sequentially combining key-value pairs from the doctor’s profile. Each key-value pair consists of a key (e.g., “Title”) and its corresponding value (e.g., “Chief Physician”). Similarly, another key could be “Specialty” with the value “Respiratory Medicine”. We can combine the aforementioned two key-value pairs in the following text description: “Title: Chief Physician \n Specialty: Respiratory Medicine”, where “\n” represents a newline character used to separate different key-value pairs. Further details on the keys in doctor profiles are provided in Section III. Along this line, the problem of doctor recommendation can be formulated as follows:

*Definition 1 (Doctor Recommendation):* Given a patient’s medical need  $q \in \mathcal{Q}$  and a candidate doctor  $d \in \mathcal{D}$ , the goal of doctor recommendation is to evaluate the professional relevance of doctors to patients’ specific medical needs, i.e.,  $f(q, d) \rightarrow \mathbb{R}$ , which serves as the basis for doctor ranking.

##### B. LLM-based Doctor Ranking

Fig. 1 presents a comprehensive overview of our proposed doctor ranking framework, which integrates several key components to ensure accurate, efficient, and explainable doctor recommendation. Below, we will elaborate on the details of our framework.

*1) Exploiting Efficient and Effective Pointwise Ranking:* Although pairwise and listwise ranking methods have the capability to compare candidates relatively during inference time, their practical application in real-world scenarios remains extremely challenging. Pairwise comparisons suffer from quadratic complexity [13], incurring significant computational overhead. Meanwhile, the sliding window mechanism employed by listwise method is inherently difficult

to parallelize [12], resulting in substantial latency in large-scale medical data sorting tasks. Additionally, both pairwise and listwise methods are susceptible to *position bias* [13], [26], [27], where the order of candidates can influence the ranking outcomes. This bias introduces instability, severely compromising the credibility of ranking results, particularly in critical medical scenarios where precision and reliability are paramount. In contrast, the pointwise ranking method excels with its high degree of parallelism, allowing for independent scoring of each candidate [23], [24]. A notable advantage of the pointwise method lies in the fact that it generates scores which are free from position bias. This ensures that the scores are stable, facilitating easy reproducibility of ranking results. Furthermore, by harnessing the robust language generation capabilities of LLMs, generating the scoring rationale for each candidate becomes straightforward, enhancing the transparency and trustworthiness of the ranking process. In comparison, pairwise and listwise methods usually focus on relative comparisons between pairs or lists of candidates, making it difficult to extract and present individual, easily understandable rationales for each candidate. Considering the aspects of parallel efficiency, score stability and interpretability mentioned above, the pointwise ranking method emerges as the ideal choice for doctor ranking.

*2) Utilizing Fine-grained Labels to Optimize Distinction Relevance:* Existing research utilizing LLMs as zero-shot pointwise rankers can be broadly categorized into two approaches: relevance generation [11], [24] and query generation [23]. This work focuses on the relevance generation approach. In this approach, the LLM is prompted to determine whether a document is relevant to a query, using the logits of “Yes” and “No” tokens to derive a relevance score. However, studies involving human subjects have demonstrated that binary options can sometimes lead to biased responses, whereas offering options with a higher level of granularity can produce more dependable outcomes [28]. Zhuang *et al.* [11] suggest incorporating detailed relevance labels into the prompt for pointwise LLM rankers, allowing them to better distinguish among documents with differing degrees of relevance to the query and thus generate a more precise ranking. Inspired by this, we employ a set of 5-level graded labels [“Top”, “High”, “Mid”, “Low”, “Not Relevant”] to assess the professional relevance of doctors in addressing patients’ specific medical needs related to a particular disease and its treatment options. For each query-doctor pair  $(q, d_i)$ , we instruct the LLM to evaluate their professional relevance by selecting from the provided graded labels. We can obtain the corresponding  $logit_{i,k}$  for each graded label  $l_k$  from the LLM output as (1), which represents the raw confidence values of evaluation.

$$logit_{i,k} = \text{LLM}(l_k|q, d_i, \text{prompt}), k \in [0, 1, 2, 3, 4] \quad (1)$$

We can use these logits to derive the ranking score by calculating the expected value. Firstly, we need to assign a score  $s_k$  to each graded label  $l_k$ . Through empirical investigation, we find that naively assigning  $s_k = k$  (with 0 to 4 ordered from least to most relevance) already yields excellent performance.

Then, we can calculate the expected scoring value as follows:

$$f(q, d_i) = \sum_k prob_{i,k} \cdot s_k, \quad (2)$$

$$\text{where } prob_{i,k} = \frac{\exp(\text{logit}_{i,k})}{\sum_{k'} \exp(\text{logit}_{i,k'})}.$$

In this context, the marginal probability  $prob_{i,k}$  can be interpreted as the likelihood of the doctor  $d_i$ 's relevance belonging to the graded label  $l_k$ . In fact, this approach to finding the expected average is akin to sampling the outputs of LLMs multiple times [11]. In preliminary experiments, we surprisingly observed that the first token output by instruction-tuned LLMs does not always match our predefined 5-level graded labels, complicating the extraction of logits for deriving ranking scores. Therefore, we propose a *forced elicitation* mechanism, which involves appending a predefined labeling prefix to elicit the desired graded labels from the LLM. The labeling prefix (i.e., "The professional relevance of the candidate doctor is ") ensures that the first token output by the LLM matches our expectations perfectly.

### 3) Generating Ranking Criteria as Standard Guidelines:

LLMs are widely known as extremely intricate "black-box" systems [29]. The iterative nature of next-token prediction results in ambiguous assessment criteria for zero-shot pointwise rankers [30], leading to a lack of consistency and transparency in the scoring process. Establishing clear criteria by which LLMs score doctors is crucial for building an accurate and explainable doctor recommendation system. Recent studies on human annotation practices have emphasized the importance of a standardized annotation guideline for ensuring clear and consistent communication with annotators [31], [32]. Inspired by this, we argue that standard ranking criteria should be provided for LLMs to ensure doctors are evaluated under a unified and transparent standard, thereby enhancing the consistency and accuracy of the final doctor ranking results. To this end, we meticulously design a prompt (as shown in Fig. 5) to instruct LLMs to generate relevant doctor ranking criteria for specific disease-treatment pairs. Initially, we repeatedly prompt LLMs to generate multiple sets of ranking criteria for a specific disease-treatment pair. Subsequently, we manually inspect these criteria sets to select the best one, based on factors such as comprehensiveness, practicality, and overall format. Using the optimal criteria as an example, we adopt a one-shot prompting approach to generate consistent ranking criteria for other disease-treatment pairs. Our method dynamically integrates query-specific (i.e., disease and treatment) ranking criteria into the ranking prompt, serving as contextual guidelines for the rankers' decisions. These query-specific factors are essential for aligning ranking results with patients' needs and ensuring that ranking decisions are based on the most relevant professional factors. Recently some researchers use multi-perspective criteria to further enhance pointwise rankers [30]. This approach can be viewed as a more complex variant of our method, involving multiple rounds of LLM inference and result ensembling from each perspective. While it potentially offers enhanced performance, it results in increased complexity and computational cost. Our method, in contrast, offers a simpler yet effective solution. We verify the consistent

Your task is to assess the professional relevance of candidate doctors in treating <<{disease}>> with <<{treatment}>>.

Your assessment should be based on the doctor's personal information, including their introduction, specialization, educational background, research experience, awards, affiliations, and other related details.

First, you need to consider from which aspects to make an objective and fair assessment, and provide assessment criteria. The process is as follows:

1. You need to analyze the assessment criteria from three aspects: the doctor's basic information (and the situation of the hospital where they are employed), disease relevance, and treatment method relevance.
2. For each aspect, you should provide assessment criteria from as many perspectives as possible.
3. You should present the assessment criteria in a point-by-point manner, ensuring that each point is clear, actionable, and concise.

Example of assessment criteria for surgical treatment of gastric cancer is as follows:

{example criteria}

Fig. 5. Prompt for ranking criteria generation.

positive impact of generated criteria on the doctor ranking performance of LLMs in our ablation experiments.

4) *Generating Evaluation Rationales as Recommendation Explanations*: Recommendation explanations play a crucial role in enhancing the explainability and transparency of recommendation systems [8]. With the integration of LLMs into recommendation systems [33], recent studies have explored generating explanations using LLMs for movie recommendation with validated explanation effectiveness through user studies [34], [35]. In the specific medical scenario of doctor recommendation, explanations are particularly important as patients often want to understand why a particular doctor is recommended to alleviate their concerns. In this work, we explore using an LLM-based ranker to generate doctor evaluation rationales as the explanations for doctor recommendation. After obtaining the logits of each graded label, we select the graded label with the highest logit value as the LLM's predicted token and concatenate it back into the input ranking prompt. Subsequently, we employ the *forced elicitation* mechanism again, adding a predefined explanation prefix to guide the LLM in generating the rationale for why it gives such a predicted label. This explanation prefix (i.e., "The reasons are as follows. \n 1.") enables the LLM to provide the evaluation rationale in a structured list format, serving as the doctor recommendation explanation. By offering clear and understandable explanations, our framework aims to enhance patient trust and satisfaction in doctor recommendation, ultimately leading to improved healthcare decisions and outcomes.

## V. EXPERIMENTS

In this section, we evaluate the proposed framework on the DrRank dataset under a zero-shot setting. Meanwhile, we present various discussions on doctor recommendation.

### A. Experimental Settings

We omit the dataset description in this section since it has been introduced in Section III. Other experimental settings will be described in the following parts.

1) *Baseline Methods*: We selected three popular open-sourced cross-encoder models as baselines, namely BAAI/bge-reranker-v2-m3<sup>5</sup> [36], Alibaba-NLP/gte-multilingual-reranker-base, jinaai/jina-reranker-v2-base-multilingual<sup>6</sup>, which have demonstrated state-of-the-art effectiveness in various out-of-domain tasks. We concatenate pairs of the patient query and detailed text constructed from the doctor profile, and then pass these concatenated pairs through the models to directly generate a relevance score. Importantly, these cross-encoder models are typically trained on general domain text ranking datasets, such as MS MARCO [37]. Since they have likely not encountered doctor ranking tasks during their training phase, we believe that the experimental results will rely entirely on the generalization ability of these models in the context of doctor ranking.

2) *Implementation Details*: To comprehensively evaluate the effectiveness of our LLM-based framework, we conducted experiments using the general-purpose instruction-tuned language models of the Qwen2.5 series [38], ranging from 0.5B to 72B in size. These experiments allowed us to demonstrate the relationship between model scale and zero-shot ranking performance. In addition to the Qwen2.5 series, we also evaluated MING-MOE [39], a novel Mixture-of-Expert (MOE)-based medical LLM designed to manage diverse and complex medical tasks. MING-MOE-7B is built upon the foundation of Qwen1.5-7B-Chat<sup>7</sup> [40]. Our framework was implemented using PyTorch 2.5.1 and Transformers 4.44.2 based on Python 3.10.15, and executed on a Linux machine equipped with 8 × NVIDIA A800-SXM4-80GB GPUs and 256GB of memory. To ensure reproducibility of the LLM outputs, we adopted greedy sampling in all our experiments. We set a maximum length of 2,048 for the detailed text constructed from the doctor profile, truncating any content that exceeded this limit. Furthermore, we configured a maximum length of 1,024 for the model-generated criteria and a maximum length of 512 for the evaluation rational. The ranking criteria for all disease-treatment pairs were generated offline by the Qwen2.5-7B-Instruct model.

3) *Evaluation Metrics*: In our experiments, we employed the Normalized Discounted Cumulative Gain@10 (NDCG@10) [41] and Positive-Negative Ratio (PNR) [42] as our principal evaluation metrics. NDCG@k is a standard listwise accuracy metric that considers the fine-grained relevance and position of documents within the top k positions in the ranked list. PNR

is a pairwise metric that measures the ratio of concordant pairs to discordant pairs in a ranked list of documents. The PNR is calculated as follows:

$$PNR = \frac{\sum_{i,j \in [1,N]} \mathbf{I}\{y_i > y_j\} \mathbf{I}\{f(q, d_i) > f(q, d_j)\}}{\sum_{i,j \in [1,N]} \mathbf{I}\{y_i > y_j\} \mathbf{I}\{f(q, d_i) < f(q, d_j)\}}. \quad (3)$$

In this context,  $N$  denotes the length of a ranked list,  $y_i$  represents the ground truth label of the  $i$ -th document, and the indicator function  $\mathbf{I}\{a > b\}$  takes the value 1 if  $a > b$  and 0 otherwise. Due to variations in the number of doctors across different disease-treatment pairs as detailed in Section III, we introduced the concept of “evaluation group” for a more objective assessment of the aforementioned ranking metrics. An evaluation group refers to a candidate list with a fixed length of 50, obtained through sampling without replacement from the ranking results of each query. If the original list length is less than 50, it will be directly considered as an evaluation group. To derive the final evaluation results, we calculate the average across multiple evaluation groups. Unless otherwise specified, the default number of evaluation groups is 1,000.

### B. Zero-shot performance and efficiency

1) *Ranking Performance*: To demonstrate the effectiveness of our LLM-based framework, we compare Qwen2.5 series with three cross-encoder baselines, and the results are shown in Table I. From the results, we obtain several observations.

First and foremost, the gte-multilingual-reranker-base model serves as a very strong baseline. Qwen2.5 models, with a scale exceeding 7B, exhibit superior performance compared to all baselines in terms of NDCG@10 and PNR evaluation metrics. This outstanding performance underscores LLMs’ robust domain generalization capabilities, thereby clearly demonstrating the effectiveness of our framework in assessing a doctor’s professional relevance in addressing patients’ specific medical needs. As the model scale increases, its ability to accurately rank doctors enhances gradually, although we do observe diminishing returns and a slight decline at higher scales. Small-scale LLMs exhibit poorer performance, highlighting the importance of a sufficient model scale for tackling intricate tasks like doctor ranking.

Second, the ranking criteria significantly improved the doctor ranking performance of middle-scale Qwen2.5 models. It is worth noting that the 7B model, aided by ranking criteria, achieved an NDCG@10 score of 74.35, surpassing the 14B model without ranking criteria, which scored 73.56. This underscores the significant potential of ranking criteria in enhancing LLM ranking decisions. However, we observed that for the very small 0.5B model, ranking criteria actually caused a substantial performance loss, with the NDCG@10 score dropping from 56.21 to 49.85. Meanwhile, we noticed minimal improvement effects of the ranking criteria on larger models, such as the 32B and 72B models. This suggests that although ranking criteria can enrich ranking tasks and potentially raise the upper limit of LLMs’ ranking capabilities, they also increase the minimum capacity requirements for the effective execution of the ranking tasks. Additionally, we

<sup>5</sup><https://huggingface.co/BAAI/bge-reranker-v2-m3>

<sup>6</sup><https://huggingface.co/jinaai/jina-reranker-v2-base-multilingual>

<sup>7</sup><https://huggingface.co/Qwen/Qwen1.5-7B-Chat>



TABLE I

THE PERFORMANCE AND EFFICIENCY OF EACH MODEL ON THE DRANK DATASET. THE MODEL SIZES AND MAXIMUM CONTEXT LENGTHS FOR CROSS-ENCODER MODELS ARE INDICATED AS [PARAMETERS, TOKENS]. THE MAXIMUM CONTEXT AND GENERATION LENGTH OF QWEN2.5 SERIES ARE 32K AND 8K RESPECTIVELY. "BS" IS AN ABBREVIATION FOR "BATCH SIZE". SCORING TIME AND EXPLANATION TIME ARE THE AVERAGE TIME CONSUMPTION OF EACH BATCH. AVERAGE RESULTS THAT ARE SIGNIFICANTLY (PAIRED  $t$ -TEST,  $p < 0.05$ ) BETTER THAN WITHOUT RANKING CRITERIA ARE MARKED WITH \*. THE TOP THREE PERFORMANCES OF THE MODELS WITH RANKING CRITERIA ARE HIGHLIGHTED IN BOLD. THE TOP THREE PERFORMANCES OF THE MODELS WITHOUT RANKING CRITERIA ARE UNDERLINED.

Model	Running Info	NDCG@10	PNR	Scoring Time (s)	Explanation Time (s)
<b>Cross-Encoder</b>					
jinaai/jina-reranker-v2-base-multilingual [278M, 1K]	8 BS, 1 GPU	56.91	1.79	0.01	-
Alibaba-NLP/gte-multilingual-reranker-base [306M, 8K]	8 BS, 1 GPU	71.96	4.01	0.01	-
BAAI/bge-reranker-v2-m3 [568M, 8K]	8 BS, 1 GPU	69.26	3.42	0.02	-
<b>LLM-based Pointwise Ranker</b>					
<i>General-purpose LLM</i>					
Qwen2.5-0.5B-Instruct w/ Ranking Criteria	5 BS, 1 GPU	49.85	1.68	0.02	6.36
Qwen2.5-0.5B-Instruct w/o Ranking Criteria	10 BS, 1 GPU	56.21	1.94	0.02	5.22
Qwen2.5-1.5B-Instruct w/ Ranking Criteria	15 BS, 1 GPU	62.33	3.38	0.09	13.82
Qwen2.5-1.5B-Instruct w/o Ranking Criteria	15 BS, 1 GPU	62.04	3.28	0.11	9.49
Qwen2.5-3B-Instruct w/ Ranking Criteria	4 BS, 1 GPU	67.48	4.23	0.11	13.4
Qwen2.5-3B-Instruct w/o Ranking Criteria	5 BS, 1 GPU	66.95	4.12	0.11	8.55
Qwen2.5-7B-Instruct w/ Ranking Criteria	6 BS, 1 GPU	74.35*	5.31*	0.23	22.62
Qwen2.5-7B-Instruct w/o Ranking Criteria	8 BS, 1 GPU	72.68	4.9	0.16	10.51
Qwen2.5-7B-Instruct w/ Random Ranking Criteria	8 BS, 1 GPU	72.52	4.6	0.23	23.22
Qwen2.5-14B-Instruct w/ Ranking Criteria	8 BS, 2 GPU	<b>75.63*</b>	<b>6.87*</b>	1.48	32.63
Qwen2.5-14B-Instruct w/o Ranking Criteria	12 BS, 2 GPU	<u>73.56</u>	<u>6.21</u>	1.73	28.68
Qwen2.5-14B-Instruct w/ Random Ranking Criteria	8 BS, 2 GPU	<u>75.51</u>	<u>5.27</u>	1.46	28.8
Qwen2.5-32B-Instruct w/ Ranking Criteria	8 BS, 4 GPU	<b>77.41</b>	<b>6.13</b>	0.1	60.21
Qwen2.5-32B-Instruct w/o Ranking Criteria	8 BS, 4 GPU	<u>77.19</u>	<u>6.1</u>	0.1	36.42
Qwen2.5-32B-Instruct w/ Random Ranking Criteria	8 BS, 4 GPU	76.31	5.44	0.1	57.49
Qwen2.5-72B-Instruct w/ Ranking Criteria	5 BS, 3 GPU	<b>75.93</b>	<b>5.38</b>	4.84	110.08
Qwen2.5-72B-Instruct w/o Ranking Criteria	10 BS, 4 GPU	<u>75.41</u>	<u>5.38</u>	5.05	82.26
<i>Medical LLM</i>					
MING-MOE-7B w/ Ranking Criteria	6 BS, 1 GPU	48.79	1.19	1.63	41.25
MING-MOE-7B w/o Ranking Criteria	10 BS, 1 GPU	45.43	1.25	2.14	34.22

investigated the underlying mechanism of the ranking criteria: whether it is the overall format or the specific content related to the disease-treatment pair that contributes to the ranking decisions. This question resembles the inquiry into which aspects of demonstrations contribute to the in-context learning capabilities of LLMs [43]. For each disease-treatment pair, we randomly inserted an irrelevant yet format-consistent ranking criteria into the ranking prompt. We observed that the random ranking criteria negatively impacted the 7B and 32B models. However, for the 14B model, there was still a considerable performance increase compared to the case without the ranking criteria. We argue that both the content and format of the ranking criteria likely work together to guide the ranking decisions of LLMs.

Third, we explored the potential of medical LLMs in doctor ranking using MING-MOE-7B. Although our experiments show an improvement in the NDCG@10 score due to the ranking criteria, increasing from 45.43 to 48.79, the performance still significantly lags behind that of the similarly sized general-purpose Qwen2.5-7B-Instruct, which achieved a score of 74.35. This leads us to question whether the doctor ranking task demands a higher level of medical knowledge or general logical reasoning abilities. Fine-tuning or continued pre-training of LLMs on medical datasets can enhance their adaptability to medical contexts [44], such as medical consultations. However, the effect on their overall generalizability remains unclear. Further research is necessary to fully harness the medical knowledge embedded within medical LLMs and

enhance their specialized reasoning abilities for healthcare-related ranking tasks.

2) *Scoring and Explaining Efficiency*: To analyze the efficiency of our framework, we present the scoring time and explanation time for an average batch, calculated after removing the two highest and two lowest values, across different models in Table I. <sup>8</sup> We observed that the scoring time of LLMs is significantly slower than that of much smaller cross-encoder models, particularly when the parameter scale of the LLMs exceeds 7 billion. In Section IV-B.2, we introduce the forced elicitation mechanism. This mechanism not only facilitates the elicitation of the desired graded labels but also prevents the one-by-one next-token prediction generation paradigm from affecting the scoring results produced by LLMs, making their scoring time comparable to the prefill time. This also explains why the ranking criteria do not negatively impact the scoring time of the models. However, the computational overhead resulting from an increase in model parameter scale is essentially unavoidable. Additionally, the explanation time of LLMs is inherently longer, and incorporating the ranking criteria further extends this duration. Nevertheless, considering that recommendation explanations can be generated asynchronously for display in real-world scenarios, a longer generation time is generally acceptable.

<sup>8</sup>Please note that the scoring time of Qwen2.5-32B-Instruct may have been impacted by unknown hardware factors, resulting in possible statistical anomalies. Besides, MING-MOE-7B utilizes the PEFT library for LoRA-based inference, which may introduce additional time delays.



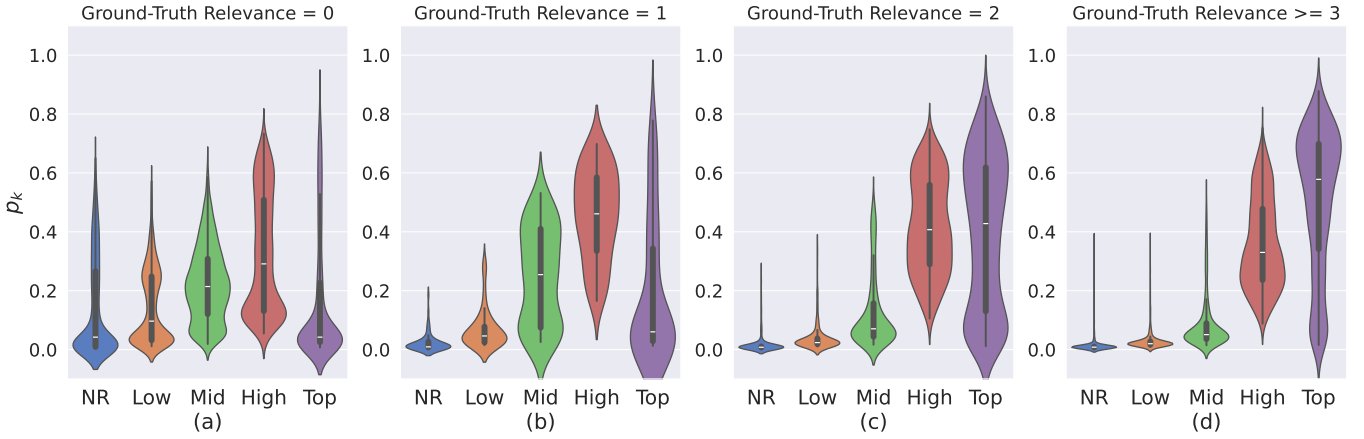


Fig. 6. Distribution of marginal probability  $p_k$  of each graded relevance label in the aforementioned 5-level setting for query-doctor pairs with different ground-truth labels on the DrRank dataset. “NR” is an abbreviation for “Not Relevant”.

TABLE II

THE PERFORMANCE OF USING VARYING NUMBERS OF FINE-GRAINED RELEVANCE LABELS ON THE DRANK DATASET. “NR” IS AN ABBREVIATION FOR “NOT RELEVANT”. THE BEST AND SECOND-BEST PERFORMANCES ARE HIGHLIGHTED IN BOLD.

Fine-grained Relevance Labels	Criteria	NDCG@10	PNR
“Top”, “High”, “Mid”, “Low”, “NR”	w/	<b>74.35</b>	<b>5.31</b>
“Top”, “High”, “Mid”, “Low”, “NR”	w/o	72.68	4.9
“High”, “Mid”, “Low”, “NR”	w/	<b>73.57</b>	5.19
“High”, “Mid”, “Low”, “NR”	w/o	70.73	4.29
“High”, “Low”, “NR”	w/	66.4	4.58
“High”, “Low”, “NR”	w/o	56.35	3.78
“High”, “NR”	w/	63.03	4.71
“High”, “NR”	w/o	57.71	<b>6.36</b>

TABLE III

THE PERFORMANCE OF EACH MODEL USING DIFFERENT STRATEGIES FOR DERIVING RANKING SCORES ON THE DRANK DATASET. IN EACH EXPERIMENTAL GROUP OF STRATEGIES, THE BEST PERFORMANCE IS HIGHLIGHTED IN BOLD.

Model	Strategy	Criteria	NDCG@10	PNR
Qwen2.5-7B-Instruct	<i>SUM</i>	w/	74.35	5.31
Qwen2.5-7B-Instruct	<i>MAX<sub>logit</sub></i>	w/	<b>75.58</b>	<b>5.64</b>
Qwen2.5-7B-Instruct	<i>MAX<sub>prob</sub></i>	w/	74.13	5.42
Qwen2.5-14B-Instruct	<i>SUM</i>	w/	75.63	6.87
Qwen2.5-14B-Instruct	<i>MAX<sub>logit</sub></i>	w/	74.82	5.21
Qwen2.5-14B-Instruct	<i>MAX<sub>prob</sub></i>	w/	<b>75.7</b>	<b>6.9</b>
Qwen2.5-32B-Instruct	<i>SUM</i>	w/	77.41	6.13
Qwen2.5-32B-Instruct	<i>MAX<sub>logit</sub></i>	w/	<b>78.56</b>	5.93
Qwen2.5-32B-Instruct	<i>MAX<sub>prob</sub></i>	w/	77.38	<b>6.19</b>

### C. Discussions

1) *Intuitive Score Distribution*: We group the query-doctor pairs in the DrRank dataset by different ground-truth relevance labels. For every group, we denote  $p_k$  as the random variable on our graded label  $l_k$  of the marginal probability  $prob_{i,k}$  derived for different query-doctor pairs  $(q, d_i)$ . We then plot the estimated distribution of  $p_k$  for each graded label  $l_k$  respectively. In Fig. 6, we plotted the score distribution of our framework implemented by the Qwen2.5-7B-Instruct model. We observed that the distributions of  $p_k$  of graded label “Not Relevant”, “Low”, and “Mid” shift down towards 0 as the ground truth relevance increases. Meanwhile, the distributions of  $p_k$  across relevance label “Top” shift up towards 1. This intuitively reveals how our LLM-based pointwise ranker with fine-grained labels works in practice.

2) *Number of Relevance Labels*: We investigate the effect of utilizing varying numbers of fine-grained labels on the performance of the Qwen2.5-7B-Instruct model. As shown in Table II, increasing the number of relevance labels results in improved performance. This enhancement could be attributed to the fine granularity division in the DrRank dataset, which necessitates providing the model with a maximum number of fine-grained labels to facilitate differentiation. Additionally, we observed that the ranking criteria consistently demonstrate positive effects across different numbers of fine-grained la-

els. It is noteworthy that in certain scenarios where the NDCG@10 scores are relatively low, the PNR pairwise metric may surprisingly yield high values. For instance, in the 2-level label setting, we observed a PNR value of 6.36, whereas the NDCG@10 score was merely 57.71. This underscores the fundamental difference between the overall optimal nature of the PNR metric and the local top-k optimal focus of the NDCG@10 metric.

3) *Ranking Score Derivation*: In our proposed framework, we assign scores to graded labels and calculate the expected value to derive the final score, which we name *SUM*. As described in [11], another straightforward strategy involves using solely the logit of the highest relevance label, termed “Top”, which we denote as *MAX<sub>logit</sub>*. Alternatively, we can employ the marginal probability of the highest relevance label after applying the softmax function as (2), which we refer to as *MAX<sub>prob</sub>*. Table III presents the performance of various models when using different strategies for deriving ranking scores. We found that the models’ performance fluctuates slightly across three scoring strategies, yet remains consistently high. This suggests that the improvement from scoring fine-grained relevance labels cannot be simply attributed to the expected summation approach, which is essentially equivalent to multiple sampling. This conclusion aligns with the findings

TABLE IV

THE ANALYSIS RESULTS FOR FAIRNESS IN DISEASES, PATIENT GENDER, AND PATIENT REGIONS ON THE DRANK DATASET. "SD" IS AN ABBREVIATION FOR "STANDARD DERIVATION". THE LLMs WITH RANKING CRITERIA ARE MARKED WITH \*.

Model	Disease SD	Gender		Region	
		NDCG@10		NDCG@10	
		male	female	urban	rural
bge-reranker-v2-m3	0.0773	67.22	65.5	61.93	62.18
Qwen2.5-7B-Instruct	0.0689	72.31	73.02	73.73	74.39
Qwen2.5-7B-Instruct*	0.0672	74.14	72.56	74.95	75.43

reported in [11]. Future work should focus on developing more effective scoring strategies to further enhance the ranking performance of LLMs.

4) *Fairness Consideration*: The doctor recommendation system represents a highly sensitive application domain, which can help patients make important and life-changing decisions. It is crucial to ensure that these decisions do not exhibit discriminatory behavior towards specific groups or populations [45]. To assess the fairness of our proposed framework, we evaluate it from three perspectives: diseases, patient gender, and patient regions. For disease fairness, we selected 10 diseases with adequate numbers of candidate doctors. Through proportional sampling based on ground truth labels, we obtained 25 doctors for each disease, ensuring 5 doctors per ground truth label. This approach helps to standardize the difficulty of doctor ranking across diseases as much as possible. We computed the standard deviation of the NDCG@10 metric among the various diseases to measure the model's bias. This process was repeated 1,000 times, and the average of these standard deviations was taken as the final result. To evaluate fairness related to patient gender and regions, we prepended sensitive information such as "I am male/female" or "I come from an urban/rural area" to the query. If the model displays discriminatory tendencies based on gender or region, these biases will be reflected in the NDCG@10 metric. Table IV demonstrates the analysis results for fairness in diseases, patient gender, and patient regions. We observed that our LLM-based framework exhibits better disease fairness compared to the bge-reranker-v2-m3 model. Furthermore, the ranking criteria enhance fairness in various disease scenarios by providing standardized guidelines. Meanwhile, we found that our framework and the bge-reranker-v2-m3 model perform similarly in terms of fairness regarding patient gender and regions. However, both of them consistently exhibit stronger biases in terms of gender. Further research is needed on ensuring the fairness of LLMs in ranking tasks.

5) *Interpretability Consideration*: Our framework improves the interpretability of doctor recommendation by incorporating ranking criteria as standard evaluation guidelines and by generating evaluation rationales to serve as recommendation explanations. Although LLMs excel in text generation and logical reasoning, they occasionally produce hallucinations [46], which undermine the rationality and interpretability of medical advice. To assess our ranking criteria and evaluation rationales, we specifically engaged three medical annotators.

TABLE V

THE ANNOTATION RESULTS FOR INTERPRETABILITY IN RANKING CRITERIA AND EVALUATION RATIONALES. "PROF." IS AN ABBREVIATION FOR "PROFESSIONALISM". "A1", "A2", AND "A3" ARE REFER TO THE THREE MEDICAL ANNOTATORS.

Ranking Criteria / Evaluation Rationales	Fluency			Prof. / Rationality		
	A1	A2	A3	A1	A2	A3
	Ranking Criteria	4.85	3.95	4.97	4.56	4.69
Evaluation Rationales	4.63	4.65	4.44	3.87	4.39	4.23

The ranking criteria were evaluated based on fluency and professionalism. "Fluency" refers to the LLM-generated text being smooth, coherent, and without grammatical or logical errors. "Professionalism" indicates that the LLM-generated ranking criteria comprehensively reflect doctors' professional perspectives on a specific disease-treatment pair. The evaluation rationales were assessed based on fluency (as above) and rationality. "Rationality" signifies that the LLM-generated evaluation rationales are medically logical and reasonable. All assessments were scored on a 0 to 5 point scale, with higher scores indicating higher recognition. We used the Qwen2.5-7B-Instruct model to generate these criteria and rationales. In total, 38 ranking criteria for various disease-treatment pairs, and 140 evaluation rationales for 28 disease-treatment pairs (with 5 doctors each) were annotated. Table V presents the average scores for each medical annotator, showing that the scores for ranking criteria and evaluation rationales were consistently high across all evaluation perspectives. This clearly demonstrates the great potential of our framework in effectively addressing the interpretability challenge for doctor recommendation in real-world scenarios.

## VI. CONCLUSION

In this work, we propose a zero-shot LLM-based pointwise ranking framework for doctor recommendation. We conducted a series of comprehensive experiments to validate the accuracy, fairness, and interpretability of our framework. However, our framework relies on LLMs for doctor recommendation, which restricts its applicability in resource-constrained environments. Moreover, the quality of the generated ranking criteria is highly dependent on the quality of the prompts, which requires careful crafting. Future research could aim to address these limitations by exploring more efficient model compression techniques [47] and automated prompt optimization methods [48] for LLM-based doctor recommendation.

## REFERENCES

- [1] A. Ghubaish, T. Salman, M. Zolanvari, D. Unal, A. K. Al-Ali, and R. Jain, "Recent advances in the internet-of-medical-things (iomt) systems security," *IEEE Internet Things J.*, vol. 8, no. 11, pp. 8707–8718, 2021.
- [2] H. Jiang and W. Xu, "How to find your appropriate doctor: An integrated recommendation framework in big data context," in *2014 IEEE Symposium on Computational Intelligence in Healthcare and e-health (CICARE)*. IEEE, 2014, pp. 154–158.
- [3] L. Guo, B. Jin, C. Yao, H. Yang, D. Huang, F. Wang *et al.*, "Which doctor to trust: a recommender system for identifying the right doctors," *Journal of medical Internet research*, vol. 18, no. 7, p. e6015, 2016.

- [4] J. Hu, X. Zhang, Y. Yang, Y. Liu, and X. Chen, "New doctors ranking system based on VIKOR method," *Int. Trans. Oper. Res.*, vol. 27, no. 2, pp. 1236–1261, 2020.
- [5] M. M. Rahman, M. A. Ullah, Z. Sultana, and M. R. Islam, *An Approach to the Parameter Based Doctor Ranking*. Springer Singapore, Dec. 2018, p. 759–770.
- [6] Z. Zheng, Z. Qiu, H. Xiong, X. Wu, T. Xu, E. Chen, and X. Zhao, "DDR: dialogue based doctor recommendation for online medical service," in *KDD '22: The 28th ACM SIGKDD Conference on Knowledge Discovery and Data Mining, Washington, DC, USA, August 14 - 18, 2022*, A. Zhang and H. Rangwala, Eds. ACM, 2022, pp. 4592–4600.
- [7] X. Lu, Y. Zhang, J. Li, and S. Zong, "Doctor recommendation in online health forums via expertise learning," in *Proceedings of the 60th Annual Meeting of the Association for Computational Linguistics (Volume 1: Long Papers), ACL 2022, Dublin, Ireland, May 22-27, 2022*, S. Muresan, P. Nakov, and A. Villavicencio, Eds. Association for Computational Linguistics, 2022, pp. 1111–1123.
- [8] Y. Zhang and X. Chen, "Explainable recommendation: A survey and new perspectives," *Found. Trends Inf. Retr.*, vol. 14, no. 1, pp. 1–101, 2020.
- [9] A. Yates, R. F. Nogueira, and J. Lin, "Pretrained transformers for text ranking: BERT and beyond," in *SIGIR '21: The 44th International ACM SIGIR Conference on Research and Development in Information Retrieval, Virtual Event, Canada, July 11-15, 2021*, F. Diaz, C. Shah, T. Suel, P. Castells, R. Jones, and T. Sakai, Eds. ACM, 2021, pp. 2666–2668.
- [10] G. Rosa, L. H. Bonifacio, V. Jeronymo, H. Q. Abonizio, M. Fadaee, R. A. Lotufo, and R. F. Nogueira, "In defense of cross-encoders for zero-shot retrieval," *CoRR*, vol. abs/2212.06121, 2022.
- [11] H. Zhuang, Z. Qin, K. Hui, J. Wu, L. Yan, X. Wang, and M. Bendersky, "Beyond yes and no: Improving zero-shot LLM rankers via scoring fine-grained relevance labels," in *Proceedings of the 2024 Conference of the North American Chapter of the Association for Computational Linguistics: Human Language Technologies: Short Papers, NAACL 2024, Mexico City, Mexico, June 16-21, 2024*, K. Duh, H. Gómez-Adorno, and S. Bethard, Eds. Association for Computational Linguistics, 2024, pp. 358–370.
- [12] W. Sun, L. Yan, X. Ma, S. Wang, P. Ren, Z. Chen, D. Yin, and Z. Ren, "Is chatgpt good at search? investigating large language models as re-ranking agents," in *Proceedings of the 2023 Conference on Empirical Methods in Natural Language Processing, EMNLP 2023, Singapore, December 6-10, 2023*, H. Bouamor, J. Pino, and K. Bali, Eds. Association for Computational Linguistics, 2023, pp. 14918–14937.
- [13] Z. Qin, R. Jagerman, K. Hui, H. Zhuang, J. Wu, L. Yan, J. Shen, T. Liu, J. Liu, D. Metzler, X. Wang, and M. Bendersky, "Large language models are effective text rankers with pairwise ranking prompting," in *Findings of the Association for Computational Linguistics: NAACL 2024, Mexico City, Mexico, June 16-21, 2024*, K. Duh, H. Gómez-Adorno, and S. Bethard, Eds. Association for Computational Linguistics, 2024, pp. 1504–1518.
- [14] S. Zhuang, H. Zhuang, B. Koopman, and G. Zuccon, "A setwise approach for effective and highly efficient zero-shot ranking with large language models," in *Proceedings of the 47th International ACM SIGIR Conference on Research and Development in Information Retrieval, SIGIR 2024, Washington DC, USA, July 14-18, 2024*, G. H. Yang, H. Wang, S. Han, C. Hauff, G. Zuccon, and Y. Zhang, Eds. ACM, 2024, pp. 38–47.
- [15] Z. He, W. Liu, W. Guo, J. Qin, Y. Zhang, Y. Hu, and R. Tang, "A survey on user behavior modeling in recommender systems," in *Proceedings of the Thirty-Second International Joint Conference on Artificial Intelligence, IJCAI 2023, 19th-25th August 2023, Macao, SAR, China*. ijcai.org, 2023, pp. 6656–6664.
- [16] H. Singh, M. B. Singh, R. Sharma, J. Gat, A. K. Agrawal, and A. Pratap, "Optimized doctor recommendation system using supervised machine learning," in *24th International Conference on Distributed Computing and Networking, ICDN 2023, Kharagpur, India, January 4-7, 2023*. ACM, 2023, pp. 360–365.
- [17] J. Chen and X. Li, "Doctors ranking through heterogeneous information: The new score functions considering patients' emotional intensity," *Expert Syst. Appl.*, vol. 219, p. 119620, 2023.
- [18] C. Ju and S. Zhang, "Doctor recommendation model based on ontology characteristics and disease text mining perspective," *BioMed Research International*, vol. 2021, p. 1–12, Aug. 2021.
- [19] Q. SHAMBOUR, M. ABUALHAJ, and A. SHAREHA, "An effective doctor recommendation algorithm for online healthcare platforms," *Romanian Journal of Information Science and Technology*, vol. 2024, no. 1, p. 81–93, Mar. 2024.
- [20] M. Che, L. Zhao, and B. Jin, "A doctor recommendation framework for online medical platforms using multi-source heterogeneous data," in *ICCAI '21: 2021 7th International Conference on Computing and Artificial Intelligence, Tianjin China, April 23 - 26, 2021*. ACM, 2021, pp. 326–331.
- [21] R. Nogueira, Z. Jiang, R. Pradeep, and J. Lin, "Document ranking with a pretrained sequence-to-sequence model," in *Findings of the Association for Computational Linguistics: EMNLP 2020*, T. Cohn, Y. He, and Y. Liu, Eds. Online: Association for Computational Linguistics, Nov. 2020, pp. 708–718.
- [22] H. Zhuang, Z. Qin, R. Jagerman, K. Hui, J. Ma, J. Lu, J. Ni, X. Wang, and M. Bendersky, "RankT5: Fine-tuning T5 for text ranking with ranking losses," in *Proceedings of the 46th International ACM SIGIR Conference on Research and Development in Information Retrieval, SIGIR 2023, Taipei, Taiwan, July 23-27, 2023*, H. Chen, W. E. Duh, H. Huang, M. P. Kato, J. Mothe, and B. Poblete, Eds. ACM, 2023, pp. 2308–2313.
- [23] D. Sachan, M. Lewis, M. Joshi, A. Aghajanyan, W.-t. Yih, J. Pineau, and L. Zettlemoyer, "Improving passage retrieval with zero-shot question generation," in *Proceedings of the 2022 Conference on Empirical Methods in Natural Language Processing*, Y. Goldberg, Z. Kozareva, and Y. Zhang, Eds. Abu Dhabi, United Arab Emirates: Association for Computational Linguistics, Dec. 2022, pp. 3781–3797.
- [24] P. Liang, R. Bommasani, T. Lee, D. Tsipras, D. Soylu, M. Yasunaga, Y. Zhang, D. Narayanan, Y. Wu, A. Kumar, B. Newman, B. Yuan, B. Yan, C. Zhang, C. Cosgrove, C. D. Manning, C. Ré, D. Acosta-Navas, D. A. Hudson, E. Zelikman, E. Durmus, F. Ladhak, F. Rong, H. Ren, H. Yao, J. Wang, K. Santhanam, L. J. Orr, L. Zheng, M. Yüsekçönül, M. Suzgun, N. Kim, N. Guha, N. S. Chatterji, O. Khattab, P. Henderson, Q. Huang, R. Chi, S. M. Xie, S. Santurkar, S. Ganguli, T. Hashimoto, T. Icard, T. Zhang, V. Chaudhary, W. Wang, X. Li, Y. Mai, Y. Zhang, and Y. Koreeda, "Holistic evaluation of language models," *Trans. Mach. Learn. Res.*, vol. 2023, 2023.
- [25] X. Zhang, Y. Zhang, D. Long, W. Xie, Z. Dai, J. Tang, H. Lin, B. Yang, P. Xie, F. Huang *et al.*, "mgte: Generalized long-context text representation and reranking models for multilingual text retrieval," in *Proceedings of the 2024 Conference on Empirical Methods in Natural Language Processing: Industry Track*, 2024, pp. 1393–1412.
- [26] R. Tang, X. C. Zhang, X. Ma, J. Lin, and F. Ture, "Found in the middle: Permutation self-consistency improves listwise ranking in large language models," in *Proceedings of the 2024 Conference of the North American Chapter of the Association for Computational Linguistics: Human Language Technologies (Volume 1: Long Papers), NAACL 2024, Mexico City, Mexico, June 16-21, 2024*, K. Duh, H. Gómez-Adorno, and S. Bethard, Eds. Association for Computational Linguistics, 2024, pp. 2327–2340.
- [27] N. F. Liu, K. Lin, J. Hewitt, A. Paranjape, M. Bevilacqua, F. Petroni, and P. Liang, "Lost in the middle: How language models use long contexts," *Trans. Assoc. Comput. Linguistics*, vol. 12, pp. 157–173, 2024.
- [28] N. Rivera-Garrido, M. del Pino Ramos-Sosa, M. Accerenzi, and P. Brañas-Garza, "Continuous and binary sets of responses differ in the field," *Scientific Reports*, vol. 12, 2022.
- [29] H. Zhao, H. Chen, F. Yang, N. Liu, H. Deng, H. Cai, S. Wang, D. Yin, and M. Du, "Explainability for large language models: A survey," *ACM Trans. Intell. Syst. Technol.*, vol. 15, no. 2, Feb. 2024.
- [30] F. Guo, W. Li, H. Zhuang, Y. Luo, Y. Li, L. Yan, and Y. Zhang, "Generating diverse criteria on-the-fly to improve point-wise LLM rankers," *CoRR*, vol. abs/2404.11960, 2024.
- [31] T. Tseng, A. Stent, and D. Maida, "Best practices for managing data annotation projects," *CoRR*, vol. abs/2009.11654, 2020.
- [32] S. Gehrmann, E. Clark, and T. Sellam, "Repairing the cracked foundation: A survey of obstacles in evaluation practices for generated text," *J. Artif. Intell. Res.*, vol. 77, pp. 103–166, 2023.
- [33] L. Wu, Z. Zheng, Z. Qiu, H. Wang, H. Gu, T. Shen, C. Qin, C. Zhu, H. Zhu, Q. Liu, H. Xiong, and E. Chen, "A survey on large language models for recommendation," *World Wide Web (WWW)*, vol. 27, no. 5, p. 60, 2024.
- [34] S. Lubos, T. N. T. Tran, A. Felfernig, S. P. Erdeniz, and V. Le, "Llm-generated explanations for recommender systems," in *Adjunct Proceedings of the 32nd ACM Conference on User Modeling, Adaptation and Personalization, UMAP Adjunct 2024, Cagliari, Italy, July 1-4, 2024*. ACM, 2024.
- [35] I. Silva, L. Marinho, A. Said, and M. C. Willemsen, "Leveraging chatgpt for automated human-centered explanations in recommender systems," in *Proceedings of the 29th International Conference on Intelligent User Interfaces*, ser. IUI '24. New York, NY, USA: Association for Computing Machinery, 2024, p. 597–608.

- [36] J. Chen, S. Xiao, P. Zhang, K. Luo, D. Lian, and Z. Liu, "M3-embedding: Multi-linguality, multi-functionality, multi-granularity text embeddings through self-knowledge distillation," in *Findings of the Association for Computational Linguistics, ACL 2024, Bangkok, Thailand and virtual meeting, August 11-16, 2024*, L. Ku, A. Martins, and V. Srikumar, Eds. Association for Computational Linguistics, 2024, pp. 2318–2335.
- [37] T. Nguyen, M. Rosenberg, X. Song, J. Gao, S. Tiwary, R. Majumder, and L. Deng, "MS MARCO: A human generated machine reading comprehension dataset," in *Proceedings of the Workshop on Cognitive Computation: Integrating neural and symbolic approaches 2016 co-located with the 30th Annual Conference on Neural Information Processing Systems (NIPS 2016), Barcelona, Spain, December 9, 2016*, ser. CEUR Workshop Proceedings, T. R. Besold, A. Bordes, A. S. d'Avila Garcez, and G. Wayne, Eds., vol. 1773. CEUR-WS.org, 2016.
- [38] Qwen, :, A. Yang, B. Yang, B. Zhang, B. Hui, B. Zheng, B. Yu, C. Li, D. Liu, F. Huang, H. Wei, H. Lin, J. Yang, J. Tu, J. Zhang, J. Yang, J. Yang, J. Zhou, J. Lin, K. Dang, K. Lu, K. Bao, K. Yang, L. Yu, M. Li, M. Xue, P. Zhang, Q. Zhu, R. Men, R. Lin, T. Li, T. Tang, T. Xia, X. Ren, X. Ren, Y. Fan, Y. Su, Y. Zhang, Y. Wan, Y. Liu, Z. Cui, Z. Zhang, and Z. Qiu, "Qwen2.5 technical report," *CoRR*, vol. abs/2412.15115, 2024.
- [39] Y. Liao, S. Jiang, Y. Wang, and Y. Wang, "MING-MOE: enhancing medical multi-task learning in large language models with sparse mixture of low-rank adapter experts," *CoRR*, vol. abs/2404.09027, 2024.
- [40] J. Bai, S. Bai, Y. Chu, Z. Cui, K. Dang, X. Deng, Y. Fan, W. Ge, Y. Han, F. Huang, B. Hui, L. Ji, M. Li, J. Lin, R. Lin, D. Liu, G. Liu, C. Lu, K. Lu, J. Ma, R. Men, X. Ren, X. Ren, C. Tan, S. Tan, J. Tu, P. Wang, S. Wang, W. Wang, S. Wu, B. Xu, J. Xu, A. Yang, H. Yang, J. Yang, S. Yang, Y. Yao, B. Yu, H. Yuan, Z. Yuan, J. Zhang, X. Zhang, Y. Zhang, Z. Zhang, C. Zhou, J. Zhou, X. Zhou, and T. Zhu, "Qwen technical report," *CoRR*, vol. abs/2309.16609, 2023.
- [41] K. Järvelin and J. Kekäläinen, "Cumulated gain-based evaluation of ir techniques," *ACM Trans. Inf. Syst.*, vol. 20, no. 4, p. 422–446, Oct. 2002.
- [42] L. Zou, S. Zhang, H. Cai, D. Ma, S. Cheng, S. Wang, D. Shi, Z. Cheng, and D. Yin, "Pre-trained language model based ranking in baidu search," in *Proceedings of the 27th ACM SIGKDD Conference on Knowledge Discovery & Data Mining*, ser. KDD '21. New York, NY, USA: Association for Computing Machinery, 2021, p. 4014–4022.
- [43] S. Min, X. Lyu, A. Holtzman, M. Artetxe, M. Lewis, H. Hajishirzi, and L. Zettlemoyer, "Rethinking the role of demonstrations: What makes in-context learning work?" in *Proceedings of the 2022 Conference on Empirical Methods in Natural Language Processing*, Y. Goldberg, Z. Kozareva, and Y. Zhang, Eds. Abu Dhabi, United Arab Emirates: Association for Computational Linguistics, Dec. 2022, pp. 11 048–11 064.
- [44] H. Zhou, B. Gu, X. Zou, Y. Li, S. S. Chen, P. Zhou, J. Liu, Y. Hua, C. Mao, X. Wu, Z. Li, and F. Liu, "A survey of large language models in medicine: Progress, application, and challenge," *CoRR*, vol. abs/2311.05112, 2023.
- [45] N. Mehrabi, F. Morstatter, N. Saxena, K. Lerman, and A. Galstyan, "A survey on bias and fairness in machine learning," *ACM Comput. Surv.*, vol. 54, no. 6, pp. 115:1–115:35, 2022.
- [46] L. Huang, W. Yu, W. Ma, W. Zhong, Z. Feng, H. Wang, Q. Chen, W. Peng, X. Feng, B. Qin, and T. Liu, "A survey on hallucination in large language models: Principles, taxonomy, challenges, and open questions," *ACM Trans. Inf. Syst.*, Nov. 2024, just Accepted.
- [47] X. Zhu, J. Li, Y. Liu, C. Ma, and W. Wang, "A survey on model compression for large language models," *Transactions of the Association for Computational Linguistics*, vol. 12, pp. 1556–1577, 11 2024.
- [48] C. Yang, X. Wang, Y. Lu, H. Liu, Q. V. Le, D. Zhou, and X. Chen, "Large language models as optimizers," in *The Twelfth International Conference on Learning Representations, ICLR 2024, Vienna, Austria, May 7-11, 2024*. OpenReview.net, 2024.