

PersonaX: A Recommendation Agent-Oriented User Modeling Framework for Long Behavior Sequence

Yunxiao Shi¹, Wujiang Xu², Zeqi Zhang¹,
Xing Zi¹, Qiang Wu¹, Min Xu^{1*}

¹University of Technology Sydney, ²Rutgers University

Abstract

Recommendation agents leverage large language models for user modeling (LLM-UM) to construct textual personas, guiding alignment with real users. However, existing LLM-UM methods struggle with long user-generated content (UGC) due to context limitations and performance degradation. To address this, sampling strategies prioritize relevance or recency are often applied, yet they inevitably neglect the diverse user interests embedded within the discarded behaviors, resulting in incomplete modeling and degraded profiling quality. Furthermore, relevance-based sampling requires real-time retrieval, forcing the user modeling process to operate online, which introduces significant latency overhead. In this paper, we propose PersonaX, an agent-agnostic LLM-UM framework that tackles these challenges through sub-behavior sequence (SBS) selection and offline multi-persona construction. PersonaX extracts compact SBS segments offline to capture diverse user interests, generating fine-grained textual personas that are cached for efficient online retrieval. This approach ensures that the user persona used for prompting remains highly relevant to the current context, while eliminating the need for online user modeling. For SBS selection, we ensure both efficiency (length < 5) and high representational quality by balancing prototypicality and diversity within the sampled data. Extensive experiments validate the effectiveness and versatility of PersonaX in high-quality user profiling. Utilizing only 30–50% of the behavioral data with a sequence length of 480, integrating PersonaX with AgentCF yields an absolute performance improvement of 3–11%, while integration with Agent4Rec results in a gain of 10–50%. PersonaX as an agent-agnostic framework, sets a new benchmark for scalable user modeling, paving the way for more accurate and efficient LLM-driven recommendation agents ¹.

1 Introduction

User modeling (UM) (Tan and Jiang, 2023) methods extract implicit user persona traits from User-Generated Content (UGC), such as behavioral sequences, to construct meaningful representations that support instructional-based agent recommendations (Petruzzelli et al., 2024; Zhang et al., 2024a,b). Traditional NLP techniques such as Bag-of-Words (BoW), Latent Dirichlet Allocation (LDA) have been foundational in UM area (Harris, 1954; Blei et al., 2003; Mikolov et al., 2013; Vaswani, 2017; Sarzynska-Wawer et al., 2021). Recent advances in large language models (LLMs) (Brown et al., 2020; Achiam et al., 2023; Du et al., 2021; Bai et al., 2023) have opened new frontiers in semantic understanding. As a result, LLM-based user modeling (LLM-UM) approaches are gaining increasing research attention for their ability to capture nuanced and latent user personas from UGC.

A fundamental approach, known as **Behavior Encoding**, leverages a user’s historical behavior sequence (BS) for profiling (Pi et al., 2020). This is achieved by encoding BS as demonstration examples within prompts, enabling LLM-driven agents to generalize from these examples and generate personalized outputs (Dai et al., 2023; Liu et al., 2023). Beyond this straightforward methodology, Richardson et al. (Richardson et al., 2023) demonstrated that summarizing core preference signals from extensive interactions enhances the personalization performance of LLMs. Techniques such as ONCE (Liu et al., 2024), Agent4Rec (Zhang et al., 2024a), and RecAgent (Wang et al., 2024) utilize LLMs to distill behavioral data into concise textual personas that encapsulate user preferences—a process we refer to as **Behavior Summarization**. Further extending this paradigm, methods like AgentCF (Zhang et al., 2024b) and RecAgent (Wang et al., 2024) adopt a **Behavior Reflection** approach, employing reflection mechanisms (Cheng et al., 2023;

*Corresponding author with email: Min.Xu@uts.edu.au.

¹<https://github.com/Ancientshi/PersonaX>

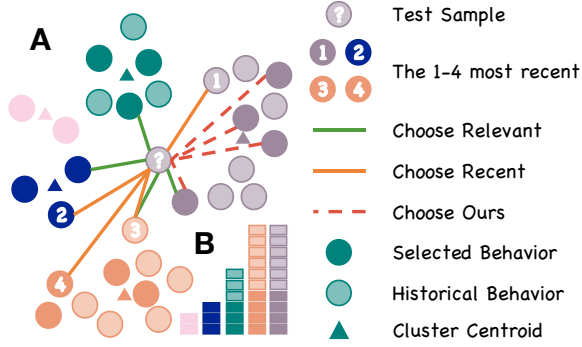


Figure 1: Visualization of different sampling strategies. **A** illustrates the behavior distribution, clustering results, and selected/unselected samples. **B** presents the allocation of selection budgets across clusters at a 50% selection ratio.

Zhao et al., 2024a; Shi et al., 2024a) on the behavior sequence to iteratively refine user personas. By evaluating the effectiveness of recommendations and dynamically adjusting the persona, these methods progressively align user profiles with the evolving nature of user behaviors.

However, modeling user personas from extensive UGC (e.g., long behavior sequences) presents critical challenges for LLM-UM: (1) **Input limitations** – LLMs’ inherent input length constraints struggle to accommodate real-world recommendation systems’ extensive historical behavior data; (2) **Mid-content oversight** – The "lost in the middle" phenomenon (Zhao et al., 2024b; Shi et al., 2024b,c; Borgeaud et al., 2022; Lewis et al., 2020) causes LLMs to frequently overlook the middle context information, degrading preference understanding; (3) **Online efficiency demands** – Current modeling approaches are typically tightly coupled with online inference. However, the time-consuming nature of long sequences leads to significant inefficiencies and high latency.

Sampling techniques help handle long user behavior sequences by processing Sub-Behavior Sequences (SBS) in LLM-UM approaches. **Recent sampling** methods (Hou et al., 2024; Zhang et al., 2024b) truncate sequences temporally, focusing on short-term interests while overlooking long-term preferences, leading to incomplete user profiling and reduced recommendation quality. **Relevance sampling** (Salemi et al., 2024; Zhang et al., 2024a; Zhou et al., 2024) performs well but introduces online latency, as it selects relevant behaviors and models user personas before prompting agent to recommend.

These limitations reveal a fundamental tension: existing sampling strategies either sacrifice behav-

ioral completeness for efficiency or compromise responsiveness for accuracy. How can we develop a novel frameworks that simultaneously makes LLM-UM methods achieve efficient processing of long behavior sequences and robust construction of comprehensive user personas? This challenge forms the core motivation for our work.

To address this challenge, we introduce PersonaX, a novel LLM-UM framework for user modeling from long behavior sequences. PersonaX extracts representative short sub-sequences (SBS) from the full interaction history, each capturing distinct aspects of user interests. These SBS are processed offline to construct fine-grained, multi-dimensional user personas, which are then integrated into downstream recommendation systems during online inference. PersonaX prioritizes sampling quality over quantity, using a small fraction of data to generate compact yet informative SBS (length < 5). This approach reduces the model’s focus on irrelevant or noisy samples, overcoming common issues such as input length constraints and mid-content oversight. Unlike relevance-based methods, PersonaX operates entirely offline, eliminating online inference latency. Furthermore, it offers a persistent user representation, negating the need for frequent updates, unlike recent-based sampling methods.

In summary, our contributions are threefold. (1) **Core Behavior Selection**: We propose an innovative strategy for selecting SBS that balances prototypicality and diversity. This method produces compact, high-quality SBS while only 30–50% of the data utility ratio. (2) **PersonaX Framework**: PersonaX is a cutting-edge framework designed for long behavior sequences, enhancing the performance and inference efficiency of existing agent recommendation methods. (3) **Extensive Validation**: PersonaX is validated on two LLM-UM methods: Reflection and Summarization methods, across four long-sequence datasets. The results show significant improvements in ranking accuracy (3–11% or 10–50%) and online inference efficiency (50% reduction) for recommendation agents like AgentCF and Agent4Rec.

2 Preliminary

2.1 User Modeling

Let $\mathcal{S} = \{(I_1, L_1), (I_2, L_2), \dots, (I_n, L_n)\}$ denotes a user’s historical behavior sequence of length n , where I_i represents the i -th interacted

item and $L_i \in \{0, 1\}$ indicates the corresponding interaction label (0 for dislike and 1 for like). We define the task of user modeling is to construct a precise and representative user persona $\mathcal{P}(\mathcal{S})$ by leveraging the historical behavioral data \mathcal{S} , where $\mathcal{P}(\cdot)$ is a user modeling method (e.g., Summarization and Reflection). The learned user persona should capture the implicit preference patterns underlying interactions, enabling augmentation for downstream instructional agent recommendation.

2.2 Sub-Behavior Sequence (SBS) Selection.

To tackle the challenge of LLM-UM struggling with analyzing long UGC, sampling methods are often employed on the full historical sequence \mathcal{S} . These methods aim to extract a Sub-Behavior Sequence (SBS) that retains the most essential information necessary for accurate user profiling while significantly reducing sequence length. Formally, let $\mathcal{S}^* = \{\hat{I}_1, \hat{I}_2, \dots, \hat{I}_k\} \subseteq \mathcal{S}$ denote the SBS of length k ($k \ll n$), where \hat{I}_i represents the i -th selected behavior. The selection ratio, $\frac{k}{n}$, quantifies the compression achieved.

3 Method

3.1 Behavior Clustering

We employ hierarchical clustering to group items based on user interest similarity, treating each cluster as a cohesive analysis unit. A language embedding model $\mathbf{E}(\cdot)$, such as BGE Embedding (Chen et al., 2024) or EasyRec (Ren and Huang, 2024), encodes each item I_i into a dense vector \mathbf{e}_i . Let $\mathcal{E} = \{\mathbf{e}_1, \mathbf{e}_2, \dots, \mathbf{e}_n\}$ represent the item embeddings from the user’s interaction history. Pairwise similarity is measured via Euclidean distance: $d(\mathbf{e}_i, \mathbf{e}_j) = \|\mathbf{e}_i - \mathbf{e}_j\|_2$, denoted as $d_{i,j}$.

Clustering is controlled by a distance threshold τ , which restricts the maximum intra-cluster distance while preventing merges between clusters with inter-cluster distances below τ . The resulting clusters $\mathcal{C} = \{c_1, c_2, \dots, c_m\}$ satisfy Intra-cluster constraint: $\forall c \in \mathcal{C}, \forall I_i, I_j \in c, d_{i,j} < \tau$ and Inter-cluster constraint: $\forall c_p, c_q \in \mathcal{C}, c_p \neq c_q, d(c_p, c_q) \geq \tau$.

3.2 Sampling Budget Allocation

Given a finite budget k for sampling historical behaviors, we propose a Sampling Budget Allocation Strategy to distribute this budget across clusters. The algorithm dynamically adjusts allocation based on cluster size distribution, ensuring that smaller

Algorithm 1 Sampling Budget Allocation

```

1: Input: Set of clusters  $\mathbf{C} = \{c_1, c_2, \dots, c_m\}$ , Cluster size list  $\mathbf{s} = \{s_1, s_2, \dots, s_m\}$  where  $s_i = |c_i|$ , Total sampling budget  $k$ 
2: Output: Allocation list  $\mathbf{A} = \{a_1, a_2, \dots, a_m\}$ 
3: function ALLOCATEBUDGET( $\mathbf{C}, \mathbf{s}, k$ )
4:   Sort  $\mathbf{s}$  in ascending order and obtain sorted indices  $\mathbf{I}$ 
5:   Initialize allocation  $\mathbf{A} \leftarrow [0, 0, \dots, 0]$ 
6:   Remaining budget  $B \leftarrow k$ 
7:   for each cluster  $i$  in sorted order do
8:      $r \leftarrow$  number of remaining clusters
9:      $q \leftarrow B // r$   $\triangleright$  Average allocation per remaining cluster
10:     $a_i \leftarrow \min(s_i, q)$   $\triangleright$  Allocate min of cluster size or  $q$ 
11:     $B \leftarrow B - a_i$   $\triangleright$  Update remaining budget
12:  end for
13:  while  $B > 0$  do  $\triangleright$  Distribute any remaining budget
14:    for each cluster  $i$  in sorted order if  $a_i < s_i$  do
15:       $a_i \leftarrow a_i + 1$ 
16:       $B \leftarrow B - 1$ 
17:      if  $B = 0$  then break
18:    end if
19:  end for
20:  end while
21:  Restore original order for  $\mathbf{A}$  using  $\mathbf{I}$ 
22:  return  $\mathbf{A}$ 
23: end function

```

clusters are given sufficient attention while preventing larger clusters from dominating the selection process. This promotes a balanced distribution of selected samples, preserving the diversity of sampled behaviors and maintaining a representative coverage of the data (Zheng et al., 2023).

The strategy first sorts clusters by size in ascending order. Each cluster is initially assigned an average allocation q . If a cluster’s size is smaller than q , it receives its exact size, and q is recalculated based on the remaining quota. Otherwise, the cluster is allocated q . This process repeats iteratively until the entire budget is assigned. Algorithm 1 details the method, and Figure 1.B illustrates an example, where smaller clusters are fully allocated first, and the remaining budget is evenly distributed among larger clusters.

3.3 In-Cluster Selection

After partitioning user behaviors into semantically coherent clusters and each cluster is allocated with a sampling quota, we are to select a representative subset from each cluster. Data selection methods that greedily choose items closest to the cluster centroid (e.g., (Welling, 2009; Rebuffi et al., 2017; Sorscher et al., 2022)) yield overly homogeneous user profiling, while boundary-focused strategies (e.g., (Paul et al., 2021; Toneva et al., 2019)) risk overemphasizing diversity at the ex-

Algorithm 2 In-Cluster Selection

1: **Input:** Cluster $c_i = \{I_1, I_2, \dots, I_{n_i}\}$, centroid μ_i , selection size a_i , weights w_p and w_d .
 2: **Output:** Sub-Behavior Sequence S_i^* .
 3: **function** DYNAMICSELECT($c_i, \mu_i, a_i, w_p, w_d$)
 4: Initialize $c_i^* \leftarrow \emptyset$
 5: Compute item embeddings $\mathbf{E}(c_i) = \{\mathbf{e}_1, \mathbf{e}_2, \dots, \mathbf{e}_{n_i}\}$, where \mathbf{e}_j is the embedding of item $I_j \in c_i$.
 6: Select the initial item:

$$\mathbf{e}_{\text{init}} = \arg \min_{\mathbf{e}_j \in \mathbf{E}(c_i)} d(\mathbf{e}_j, \mu_i)$$

 7: Update $c_i^* \leftarrow c_i^* \cup \{\mathbf{e}_{\text{init}}\}$ and $\mathbf{E}(c_i) \leftarrow \mathbf{E}(c_i) \setminus \{\mathbf{e}_{\text{init}}\}$.
 8: **while** $|c_i^*| < a_i$ **do**
 9: **Compute Marginal Gains:**
 10: **for all** $\mathbf{e}_j \in \mathbf{E}(c_i)$ **do**
 11: Compute prototypicality gain:

$$g_p(\mathbf{e}_j) = \frac{w_p}{1 + d(\mathbf{e}_j, \mu_i)}$$

 12: Compute diversity gain:

$$g_d(\mathbf{e}_j) = \frac{2w_d}{c_i} \sum_{\mathbf{e}_b \in c_i^*} d(\mathbf{e}_j, \mathbf{e}_b)$$

 13: **end for**
 14: **Evaluate Selection Priority:**
 15: Identify the item maximizing the combined gain:

$$\mathbf{e}_j^* = \arg \max_{\mathbf{e}_j \in \mathbf{E}(c_i)} (g_p(\mathbf{e}_j) + g_d(\mathbf{e}_j))$$

 16: Update $c_i^* \leftarrow c_i^* \cup \{\mathbf{e}_j^*\}$ and $\mathbf{E}(c_i) \leftarrow \mathbf{E}(c_i) \setminus \{\mathbf{e}_j^*\}$.
 17: **end while**
 Chronologically sort c_i^* to get S_i^* .
 18: **return** S_i^*
 19: **end function**

pense of prototypical patterns. To address these issues, we introduce a sampling strategy that balances prototypicality and diversity within each cluster. For a cluster c_i , its centroid is computed as $\mu_i = \frac{1}{|c_i|} \sum_{I_j \in c_i} \mathbf{E}(I_j)$. Let c_i^* denote the selected subset from c_i . Our goal is to maximize both the similarity of selected items to the centroid and the diversity among them:

$$\max_{c_i^*} \left(w_p \cdot \sum_{I_j \in c_i^*} \frac{1}{1 + d(\mathbf{e}_j, \mu_i)} + w_d \cdot \frac{2}{a_i} \sum_{\substack{I_a, I_b \in c_i^* \\ a \neq b}} d(\mathbf{e}_a, \mathbf{e}_b) \right)$$

Here, $w_p = \alpha^{-10}$ and $w_d = 1 - w_p$, with the hyperparameter α tuning the trade-off: values near 1.001 approximate centroid selection, while values around 1.4 approach boundary selection. Empirically, α is typically set between 1.06 and 1.08 (see Section 5.4). We frame the selection as discrete op-

timization problem and using a Greedy Selection algorithm (Algorithm 2) to solve it, which iteratively selects the element with the highest marginal gain in the objective function. A visual explanation of the selection algorithm is provided in Appendix D.

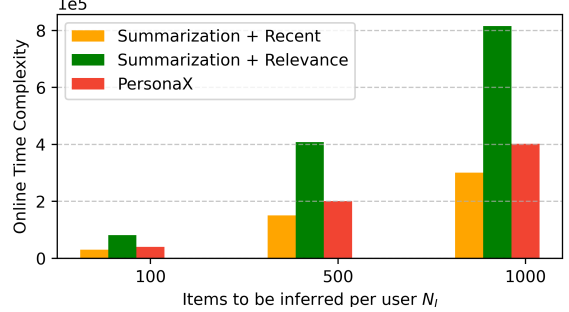


Figure 2: Online time cost analysis.

3.4 Offline Profiling and Online Selection

After selecting representative SBS, PersonaX continue to construct persona offline. Given a selected behavior subset c_i^* , we generate a corresponding persona $p_i = \mathcal{P}(c_i^*)$. To ensure contextually relevant recommendations, PersonaX retrieves the most pertinent persona snippet P_{selected} online, which is integrated into prompt templates to instruct agent recommendation.

4 Efficiency Analysis

Recent sampling operates in constant time $O(1)$. Let $O(d)$ denotes the time required to encode an item into an embedding vector, and $O(n \log k)$ represents the complexity of selecting the top k most relevant items from n items. Thus Relevance sampling has a time complexity of $O(nd + n \log k)$. For SBS sampling applied in PersonaX, we use $O(\text{Cluster} + \text{Alg.1} + \text{Alg.2})$ represent the time cost for process we depict from Section 3.1 to 3.3. Let $O(T)$ represent the time complexity of an API request to LLMs, and N_I denotes the number of items inferred per user. We perform an analysis of the time complexity during both offline and online stages associated with two LLM-UM approaches—Reflection and Summarization—combined with Recent and Relevance sampling strategies. Additionally, we evaluate our proposed PersonaX for comparison. The results are summarized in Table 1.

The primary contributors to time consumption are T and d , while $O(C)$, $O(n \log k)$, $O(\text{Cluster} + \text{A.1} + \text{A.2})$ in ranking, clustering, and sampling are negligible. The Reflection approach exhibits significant time overhead, especially with relevance sampling, which introduces a quadratic

Table 1: Time complexity analysis. Cluster, A.1 and A.2 refers to clustering method used in Section 3.1, Algorithms 1 and 2, respectively.

LLM-UM	Sampling	Offline	Online
Reflection	Recent	\	$O(N_I T + 2kT + 1)$
	Relevance	$O(nd)$	$N_I O(N_I T + 2kT + n \log k + d)$
Summarization	Recent	\	$O(N_I T + T + 1)$
	Relevance	$O(nd)$	$N_I O(2T + n \log k + d)$
PersonaX		$O(CT + nd + \text{Cluster} + \text{A.1} + \text{A.2})$	
		$N_I O(T + C + d)$	

dependency of $N_I^2 T$. In contrast, other methods maintain linear complexity, $N_I T$. Assuming $n = 500$, $C = 20$, $T = 3$, $d = 1$, and $k = 10$, and varying N_I over 100, 500, and 1000. Figure 2 presents a visualized analysis of online time consumption. We backbone the LLM-UM method as summarization, then we compared PersonaX with Recent and Relevance sampling strategies. The results show that PersonaX halves the computational time of Summarization + Relevance and matches the efficiency of Summarization + Recent.

5 Experiments

In this section, we are to address these research questions (RQs):

- **RQ1:** How does PersonaX improve downstream agent recommendation, and how the performance compared with baseline approaches?
- **RQ2:** How does the sampling size of historical behaviors affect the efficacy of user modeling?
- **RQ3:** How sensitive is our method to hyperparameter settings, and how can optimal parameters be chosen?

5.1 Experimental Setup

5.1.1 Datasets

We evaluate on two widely used subsets of the Amazon review dataset (Ni et al., 2019): *CDs and Vinyl* and *Books*. For the CDs dataset, similar to the settings in (Zhang et al., 2024b), we consider two variants, CDs_{50} and CDs_{200} , which have average user interaction sequence lengths of 50 and 200, respectively. For the Books dataset, rather than restricting each user’s interactions to 20 items as in (Zhang et al., 2024a), we adopt the approach outlined in (Pi et al., 2019, 2020) to construct longer sequences, resulting in Books_{480} . A more detailed description, statistical analysis, and reproducibility are provided in Appendix A.

5.1.2 Evaluation

We utilize all the interaction data except the most recent one to construct the user’s behavior history (Kang and McAuley, 2018). And the most

recent interaction is reserved for testing. We randomly sample 9 negative items and combine them with the positive item, converting these 10 items into textual descriptions to form the candidate set. For evaluation metric, we adopt the typical top- N metrics hit rate ($\text{HR}@ \{1, 5\}$), normalized discounted cumulative gain ($\text{NDCG}@ \{5\}$) (Järvelin and Kekäläinen, 2002) and Mean Reciprocal Rank ($\text{MRR}@ \{10\}$) (Sarwar et al., 2001). For all evaluation metrics in our experiments, higher values indicate better performance. Also, an intuitive case study is provided in Appendix E.

5.1.3 Baseline Comparison

We integrate the two LLM-UM methods—Reflection and Summarization—with various cutting-edge sampling strategies, expanding the range of user modeling approaches to enhance our comparison. The behavior sequence sampling methods considered are as follows: (1) Full (Zhang et al., 2024a): Using complete user behavior sequence. (2) Recent (Zhang et al., 2024b): Selecting the most recent behaviors to capture the user’s short-term preferences. (3) Relevance (Zhang et al., 2024b; Pi et al., 2020): Retrieving the subset of behaviors most pertinent to the recommendation scenario from the user’s long-term preferences. (4) Random (Guo et al., 2022; Prabhu et al., 2020): Randomly selecting a portion of behaviors, it is a robust and effective sampling method. (5) Centroid Selection (Welling, 2009; Rebuffi et al., 2017; Sorscher et al., 2022): As outlined in Section 3.3, we configure $\alpha = 1.001$ in Algorithm 2. This configuration prioritizes the selection of samples that are closest to the cluster centroid, effectively capturing the most prototypical data points within the cluster. (6) Boundary Selection (Paul et al., 2021; Toneva et al., 2019): As detailed in Section 3.3, we set $\alpha = 1.4$ in Algorithm 2. Under this setting, the algorithm selects samples located at the cluster boundary and emphasizes the diversity coverage.

In this setting, to benchmark PersonaX against prior works, including AgentCFB, which combines

Table 2: Performance comparison study. $AgentCF_B$ applies the Reflection+Recent, and $AgentCF_{B+R}$ applies the Reflection+Relevance. $Agent4Rec$ applies the Summarization+Full.

LLM-UM Datasets	Reflection				Summarization							
	CDs ₅₀				CDs ₂₀₀				Books ₄₈₀			
Metrics	Hit@1	Hit@5	NDCG@5	MRR@10	Hit@1	Hit@5	NDCG@5	MRR@10	Hit@1	Hit@5	NDCG@5	MRR@10
Full	19.00	66.00	42.56	39.38	<u>36.00</u>	<u>67.00</u>	<u>51.75</u>	<u>50.78</u>	<u>19.00</u>	<u>50.00</u>	<u>34.59</u>	<u>35.76</u>
Random	31.00	67.00	49.18	47.74	36.00	68.00	51.26	50.24	33.00	73.00	53.59	50.50
Recent	<i>34.00</i>	<i>69.00</i>	<i>50.69</i>	<i>49.31</i>	39.00	68.00	53.89	53.34	35.00	74.00	55.23	52.76
Relevance	<u>40.00</u>	<u>69.00</u>	<u>54.97</u>	<u>54.47</u>	51.00	73.00	61.73	61.98	61.00	80.00	71.50	71.86
Centroid	43.00	66.00	55.21	55.91	42.00	70.00	57.07	56.53	60.00	81.00	71.61	70.67
Boundary	42.00	68.00	55.85	55.73	48.00	66.00	57.13	58.71	58.00	80.00	70.38	69.55
Ours	45.00	72.00	57.34	58.38	55.00	75.00	64.56	65.06	65.00	83.00	74.26	73.22

Reflection with Recent sampling, AgentCFB+R, which integrates Reflection with Relevance sampling, and Agent4Rec, which employs Summarization with Full sampling.

5.1.4 Backbone Agent Recommendation

To assess the effectiveness of PersonaX in improving downstream agent recommendation performance, we select two state-of-the-art methods. **AgentCF** (Zhang et al., 2024b) models user personas using a Reflection mechanism, while **Agent4Rec** (Zhang et al., 2024a) captures users’ unique preferences through a Summarization method. Further details on the foundational methods can be found in Appendix B.

5.1.5 Implementation Details

We applied AgentCF to CDs₅₀, and Agent4Rec for CDs₂₀₀ and Books₄₈₀. For PersonaX, extensive experiments were conducted under diverse hyper-parameter configurations: the distance threshold $\tau \in \{0.5, 0.7\}$ and the trade-off parameter $\alpha \in \{1.01, 1.04, 1.08, 1.1\}$. Different selection ratios ($\frac{k}{n}$) were also tested— $\{50, 60, 70, 80, 90, 100\}$ for CDs₁₀ and $\{10, 30, 50, 70, 90, 100\}$ for the other three datasets. We also ensured that each cluster sampled at least one behavior by enforcing $k = \min(m, n \cdot \text{ratio})$. To evaluate the performance of the baseline methods, we varied the hyper-parameter selection ratio across different ranges for each dataset. Specifically, for CDs₅₀, the selection ratio was chosen from $\{0.02, 0.06, 0.08, 0.1, 0.16, 0.2, 0.3\}$. Similarly, for CDs₂₀₀, it ranged over $\{0.005, 0.01, 0.02, 0.03, 0.05, 0.08, 0.1\}$, and for Books₄₈₀, the selection ratio spanned $\{0.002, 0.005, 0.008, 0.011, 0.014\}$. The prompt templates are provided in Appendix F.

5.2 Performance Evaluation (RQ 1)

Key observations and insights from Tables 3 highlight the robustness and effectiveness of our pro-

posed method across various agent recommendation approaches, datasets, and evaluation metrics. PersonaX consistently outperforms the Full approach under any level of data resource utilization, even in scenarios where PersonaX achieves its least favorable results. Notably, on the Books₄₈₀ dataset, which features longer behavior sequences, our method achieves significant improvements over the Full methods. This phenomenon highlights the shortcomings of existing agent recommendation methods in handling long behavior sequences, but PersonaX fills this critical research gap.

Table 2 reports the best MRR@10, highlighting PersonaX’s performance advantages over baselines. Our approach demonstrates substantial improvements over the widely adopted and strong baseline method, Relevance. For example, on the CDs₅₀ dataset, our method achieves a Hit@1 score of 45.00, significantly exceeding the 40.00 obtained by Relevance. Similarly, we observe the suboptimal performance of the Centroid and Boundary methods, particularly on CDs₂₀₀. Upon analysis, we attribute the underperformance of the Centroid method to its tendency to sample overly homogeneous information, which results in overly simplistic and narrow user personas. While the Boundary method ensures sample diversity, an excessive focus on diversity can dilute the representation of typical user persona characteristics. In contrast, our method consistently delivers superior and stable performance, highlighting the effectiveness of balancing prototypicality and diversity. This equilibrium enables our approach to capture nuanced user personas with greater precision, establishing it as a robust and versatile solution for user modeling.

5.3 Sampling Size Investigation (RQ 2)

Understanding the influence of sequence length of SBS on the efficacy of user modeling is a pivotal research question. Traditional recommendation systems have largely relied on long-sequence model-

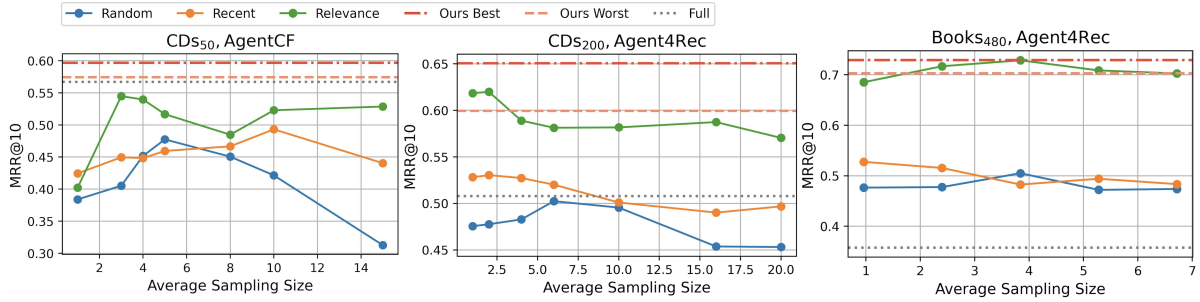


Figure 3: Analysis of the impact of sampling size on user modeling.

Table 3: Performance of PersonaX at different selection ratios. We highlight **best performance**, and the **worst performance**.

Reflection on CD_{50}					
Ratio	#SBS	HR@1	HR@5	NDCG@5	MRR
100	5.56	41.00	67.00	54.67	54.67
90	4.69	42.00	69.00	55.66	55.22
70	3.52	39.00	70.00	54.95	53.50
50	2.88	41.00	67.00	54.69	55.08
30	1.83	45.00	72.00	57.34	58.38
10	1.0	42.00	66.00	56.07	55.25

Summarization on CD_{200}					
Ratio	#SBS	HR@1	HR@5	NDCG@5	MRR
100	8.15	43.00	68.00	56.85	57.07
90	7.19	49.00	70.00	59.66	59.95
70	5.48	47.00	71.00	60.54	60.54
50	3.59	55.00	75.00	64.56	65.06
30	2.3	51.00	73.00	62.45	62.42
10	1.0	47.00	72.00	61.91	60.99

Summarization on $Books_{480}$					
Ratio	#SBS	HR@1	HR@5	NDCG@5	MRR
100	15.35	61.00	83.00	73.56	72.18
90	11.74	59.00	80.00	71.36	71.70
70	8.41	64.00	81.00	72.55	72.62
50	4.2	65.00	83.00	74.26	73.22
30	1.82	64.00	82.00	73.68	72.14
10	1.0	63.00	83.00	72.90	71.75

ing strategies, such as SIM (Pi et al., 2020), which, when applied to datasets like Amazon Books, typically sample 10 interactions to approximate short-term behavioral patterns and 90 interactions for long-term modeling. However, in the context of LLM-UM, prior works such as AgentCF and Agent4Rec have yet to conduct a systematic investigation into the effect of sequence length on user modeling performance.

To address this gap, we first conduct analysis on PersonaX. As shown in Tables 3, the results indicate that performance generally peaks at intermediate selection ratios or short SBS lengths. For instance, 30% selection ratio for CD_{50} and 50% for both CD_{200} and $Books_{480}$. We further examined the performance of three sampling strategies—Random, Recent, and Relevance—under varying sampling sizes, as illustrated in Figure 3, finding that while initial increases in sampling

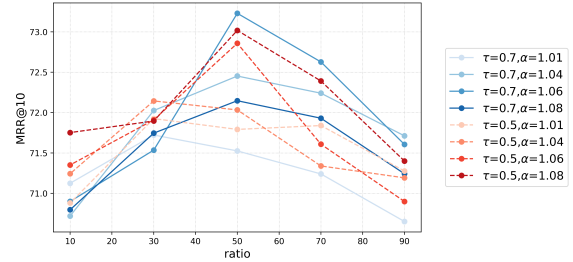


Figure 4: Impact of τ and α on PersonaX.

size improve performance, oversampling eventually leads to performance deterioration. The optimal sampling size varies across datasets. Specifically, for the Relevance method, the ideal size is approximately 3, while the Recent method demonstrates heightened sensitivity to dataset characteristics, with the most recent single behavior often yielding strong results. For the Random method, a sampling size of around 5 is most effective.

5.4 Hyper-parameter Analysis (RQ3)

This section delves into the influence of the hyperparameters τ and α on the performance of PersonaX, as they play pivotal roles in shaping the hierarchical clustering and in-cluster behavior selection processes. Specifically, τ dictates the granularity of the hierarchical clustering. A larger τ value yields coarser clusters, encompassing a broader spectrum of behavioral samples with potentially greater divergence from the cluster centroid. In contrast, a smaller τ enforces a more stringent clustering criterion, resulting in finer-grained clusters characterized by higher intra-cluster homogeneity. On the other hand, α modulates the balance between prototypicality and diversity during the in-cluster behavior selection stage. A higher α amplifies the preference for diversity. Conversely, a lower α emphasizes prototypicality, favoring samples that close to cluster centroid. Our empirical analysis, as illustrated in Figure 4, uncovers nuanced patterns in how these hyperparameters influence the model’s overall performance.

Key findings include: (1) At low selection ra-

tios (e.g., 0.1, 0.3), performance is stable across configurations due to centroid-focused sampling; (2) Higher α values (e.g., 1.06–1.08) significantly improve performance at large ratios (0.5–0.9) underscores the efficacy of incorporating diverse samples; (3) Optimal τ depends on cluster scope (e.g., constrained cluster scope with $\tau = 0.5$ pairs with $\alpha = 1.08$, while the broader cluster scope with $\tau = 0.7$ favors $\alpha = 1.06$ avoid overemphasizing highly diverse samples). (4) PersonaX exhibits robustness, with worst-case performance (71.6) nearly matching the best performance of the relevance baseline (71.86). In Appendix C, we present a detailed illustration alongside a visualization analysis of the sampling process.

6 Related Works

6.1 Large Language Model for User Modeling

User Modeling (UM) aims to extract valuable insights and patterns from user-generated content (UGC), and Large Language Models (LLMs) excel in characterizing user personalities and discerning preferences. Leveraging LLMs for UM has gained increasing attention, and the generated textual personas can be applied to downstream personalization tasks (Xu et al., 2024a; Mei and Zhang, 2023; Xu et al., 2023, 2024b). For example, ONCE (Liu et al., 2024) utilizes ChatGPT to infer users’ preferred topics and regions, enhancing click-through rate prediction with these generated profiles. Kang et al. (Kang et al., 2023) enable LLMs to comprehend user preferences from behavior history to predict user ratings. LLMRec (Lyu et al., 2024) identifies limitations in directly using raw item descriptions, which often fail to capture the subtle nuances of user preferences. To address this, it employs four distinct text enrichment strategies to enhance the input and improve recommendation performance. LLMRank (Hou et al., 2024) introduces specialized prompting and bootstrapping techniques that incorporate user interaction histories, effectively aligning with user intent. Moreover, two prominent strategies—Summarization and Reflection—have been widely adopted in leading agent recommendation frameworks, such as Agent4Rec (Zhang et al., 2024a), RecAgent (Wang et al., 2024), and AgentCF (Zhang et al., 2024b). Summarization focuses on distilling user behaviors, while reflection emphasizes iterative learning from interactions.

However, no research has focused on the performance of LLMs when handling extensive UGC,

nor has any LLM-UM method been proficient at efficiently and accurately modeling user personas from long behavior sequences. We are the first to address this gap and introduce PersonaX.

6.2 Personalized Agents

LLM-driven agents have gained prominence for their autonomous decision-making, tool utilization (Yang et al., 2023; Qin et al., 2023; Xu et al., 2025a,b), and adaptive intelligence. Recent advances enable personalized agents through encoded personalities (Rao et al., 2023), backgrounds, and behavioral traits in prompts. Such persona-driven frameworks enhance user engagement through human-like interactions (Sun et al., 2024), with applications like CharacterAgent (Shao et al., 2023) demonstrating consistent persona emulation of historical figures for immersive simulations. The personalization of agent also enable the simulations of social dynamics (Park et al., 2023), competition (Zhao et al.), and collaboration (Tran et al., 2025).

However, recommendation agents face distinct challenges: Unlike predefined personas, user preferences in recommendation contexts are implicit and behaviorally embedded rather than verbally expressed. This creates alignment difficulties between agent decisions and users’ latent preferences. The primary objective of PersonaX is to develop a highly accurate and realistic user modeling method, enabling instruction-based agents to consistently simulate and align with the decision-making behaviors of the users they surrogate.

7 Conclusion

In this study, we present PersonaX, an innovative LLM-UM framework oriented for agent recommendation specially designed for processing long user behavior sequences. PersonaX utilizes only 30%-50% of the user’s historical behavior data and strategically select high-quality sub-behavior sequences of short length (often < 5) for generating broad spectrum of persona snippets offline. When PersonaX integrated into existing agent recommendation methods, such as AgentCF and Agent4Rec, PersonaX delivers substantial performance gains—ranging from 3% to 11% over AgentCF, and an impressive 10% to 50% improvement over Agent4Rec. In terms of online efficiency, PersonaX outperforms the best baseline method, Summarization + Relevance Sampling, by halving the computation time. We believe that PersonaX significantly facilitate the agent recommendation

in predictive accuracy and inference efficiency.

Limitations

While PersonaX effectively tackles the challenge of modeling user behavior over extended sequences in LLM-based user modeling, its performance in real-world streaming data scenarios remains unexplored. This presents a promising opportunity for future enhancements. A fundamental characteristic of PersonaX lies in its offline generation of multiple personas, capturing diverse aspects of user preferences. This design facilitates long-horizon modeling, where personas encapsulate user interests over extended periods and maintain their effectiveness for prolonged use, surpassing approaches (e.g., AgentCF) that depend on recent-sampling strategies and require frequent profile updates. However, an exciting direction for future work involves exploring the optimal duration for which these pre-computed personas retain their efficacy in online deployment. Understanding the dynamics of performance degradation over time can inform strategies for adaptive persona updates. Thus, an unresolved work is the integration of an incremental learning mechanism within PersonaX to continuously refine and update user representations, which presents a compelling opportunity to enhance its responsiveness and robustness to evolving user interests.

Ethics

Our study models user profiles based on historical behavioral data. We use publicly available datasets collected under standard ethical protocols and strictly adhere to their intended research use. PersonaX is designed solely for academic purposes, ensuring compliance with data access conditions. Our datasets are either pre-anonymized. We prevent re-identification and check for offensive content, ensuring responsible and unbiased profiling. By following these safeguards, we uphold ethical standards in data usage, privacy protection, and transparency.

References

Josh Achiam, Steven Adler, Sandhini Agarwal, Lama Ahmad, Ilge Akkaya, Florencia Leoni Aleman, Diogo Almeida, Janko Altenschmidt, Sam Altman, Shyamal Anadkat, et al. 2023. Gpt-4 technical report. *arXiv preprint arXiv:2303.08774*.

Jinze Bai, Shuai Bai, Yunfei Chu, Zeyu Cui, Kai Dang, Xiaodong Deng, Yang Fan, Wenbin Ge, Yu Han, Fei

Huang, Binyuan Hui, Luo Ji, Mei Li, Junyang Lin, Runji Lin, Dayiheng Liu, Gao Liu, Chengqiang Lu, Keming Lu, Jianxin Ma, Rui Men, Xingzhang Ren, Xuancheng Ren, Chuanqi Tan, Sinan Tan, Jianhong Tu, Peng Wang, Shijie Wang, Wei Wang, Shengguang Wu, Benfeng Xu, Jin Xu, An Yang, Hao Yang, Jian Yang, Shusheng Yang, Yang Yao, Bowen Yu, Hongyi Yuan, Zheng Yuan, Jianwei Zhang, Xingxuan Zhang, Yichang Zhang, Zhenru Zhang, Chang Zhou, Jingren Zhou, Xiaohuan Zhou, and Tianhang Zhu. 2023. Qwen technical report. *arXiv preprint arXiv:2309.16609*.

David M Blei, Andrew Y Ng, and Michael I Jordan. 2003. Latent dirichlet allocation. *Journal of machine Learning research*, 3(Jan):993–1022.

Sebastian Borgeaud, Arthur Mensch, Jordan Hoffmann, Trevor Cai, Eliza Rutherford, Katie Millican, George Bm Van Den Driessche, Jean-Baptiste Lespiau, Bogdan Damoc, Aidan Clark, et al. 2022. Improving language models by retrieving from trillions of tokens. In *International conference on machine learning*, pages 2206–2240. PMLR.

Tom B. Brown, Benjamin Mann, Nick Ryder, Melanie Subbiah, Jared Kaplan, Prafulla Dhariwal, Arvind Neelakantan, Pranav Shyam, Girish Sastry, Amanda Askell, Sandhini Agarwal, Ariel Herbert-Voss, Gretchen Krueger, Tom Henighan, Rewon Child, Aditya Ramesh, Daniel M. Ziegler, Jeffrey Wu, Clemens Winter, Christopher Hesse, Mark Chen, Eric Sigler, Mateusz Litwin, Scott Gray, Benjamin Chess, Jack Clark, Christopher Berner, Sam McCandlish, Alec Radford, Ilya Sutskever, and Dario Amodei. 2020. [Language models are few-shot learners](#). *Preprint*, arXiv:2005.14165.

Jianlyu Chen, Shitao Xiao, Peitian Zhang, Kun Luo, Defu Lian, and Zheng Liu. 2024. [M3-embedding: Multi-linguality, multi-functionality, multi-granularity text embeddings through self-knowledge distillation](#). In *Findings of the Association for Computational Linguistics ACL 2024*, pages 2318–2335, Bangkok, Thailand and virtual meeting. Association for Computational Linguistics.

Xin Cheng, Di Luo, Xiuying Chen, Lemao Liu, Dongyan Zhao, and Rui Yan. 2023. [Lift yourself up: Retrieval-augmented text generation with self memory](#). *Preprint*, arXiv:2305.02437.

Sunhao Dai, Ninglu Shao, Haiyuan Zhao, Weijie Yu, Zihua Si, Chen Xu, Zhongxiang Sun, Xiao Zhang, and Jun Xu. 2023. [Uncovering chatgpt’s capabilities in recommender systems](#). In *Proceedings of the 17th ACM Conference on Recommender Systems, RecSys ’23*, page 1126–1132, New York, NY, USA. Association for Computing Machinery.

Zhengxiao Du, Yujie Qian, Xiao Liu, Ming Ding, Jiezhong Qiu, Zhilin Yang, and Jie Tang. 2021. Glm: General language model pretraining with autoregressive blank infilling. *arXiv preprint arXiv:2103.10360*.

- Chengcheng Guo, Bo Zhao, and Yanbing Bai. 2022. Deepcore: A comprehensive library for coreset selection in deep learning. In *International Conference on Database and Expert Systems Applications*, pages 181–195. Springer.
- ZS Harris. 1954. Distributional structure.
- Yupeng Hou, Junjie Zhang, Zihan Lin, Hongyu Lu, Ruobing Xie, Julian McAuley, and Wayne Xin Zhao. 2024. Large language models are zero-shot rankers for recommender systems. In *European Conference on Information Retrieval*, pages 364–381. Springer.
- Kalervo Järvelin and Jaana Kekäläinen. 2002. Cumulated gain-based evaluation of ir techniques. *ACM Transactions on Information Systems (TOIS)*, 20(4):422–446.
- Wang-Cheng Kang and Julian McAuley. 2018. Self-attentive sequential recommendation. In *2018 IEEE international conference on data mining (ICDM)*, pages 197–206. IEEE.
- Wang-Cheng Kang, Jianmo Ni, Nikhil Mehta, Maheswaran Sathiamoorthy, Lichan Hong, Ed Chi, and Derek Zhiyuan Cheng. 2023. [Do llms understand user preferences? evaluating llms on user rating prediction](#). Preprint, arXiv:2305.06474.
- Patrick Lewis, Ethan Perez, Aleksandra Piktus, Fabio Petroni, Vladimir Karpukhin, Naman Goyal, Heinrich Küttler, Mike Lewis, Wen-tau Yih, Tim Rocktäschel, et al. 2020. Retrieval-augmented generation for knowledge-intensive nlp tasks. *Advances in Neural Information Processing Systems*, 33:9459–9474.
- Junling Liu, Chao Liu, Peilin Zhou, Renjie Lv, Kang Zhou, and Yan Zhang. 2023. [Is chatgpt a good recommender? a preliminary study](#). Preprint, arXiv:2304.10149.
- Qijiong Liu, Nuo Chen, Tetsuya Sakai, and Xiao-Ming Wu. 2024. [Once: Boosting content-based recommendation with both open- and closed-source large language models](#). In *Proceedings of the 17th ACM International Conference on Web Search and Data Mining*, WSDM ’24, page 452–461, New York, NY, USA. Association for Computing Machinery.
- Sichun Luo, Bowei He, Haohan Zhao, Yinya Huang, Aojun Zhou, Zongpeng Li, Yuanzhang Xiao, Mingjie Zhan, and Linqi Song. 2023. Recranker: Instruction tuning large language model as ranker for top-k recommendation. *arXiv preprint arXiv:2312.16018*.
- Hanjia Lyu, Song Jiang, Hanqing Zeng, Yinglong Xia, Qifan Wang, Si Zhang, Ren Chen, Chris Leung, Jiajie Tang, and Jiebo Luo. 2024. [LLM-rec: Personalized recommendation via prompting large language models](#). In *Findings of the Association for Computational Linguistics: NAACL 2024*, pages 583–612, Mexico City, Mexico. Association for Computational Linguistics.
- Kai Mei and Yongfeng Zhang. 2023. Lightlm: a lightweight deep and narrow language model for generative recommendation. *arXiv preprint arXiv:2310.17488*.
- Tomas Mikolov, Kai Chen, Greg Corrado, and Jeffrey Dean. 2013. Efficient estimation of word representations in vector space. *arXiv preprint arXiv:1301.3781*.
- Jianmo Ni, Jiacheng Li, and Julian McAuley. 2019. Justifying recommendations using distantly-labeled reviews and fine-grained aspects. In *Proceedings of the 2019 conference on empirical methods in natural language processing and the 9th international joint conference on natural language processing (EMNLP-IJCNLP)*, pages 188–197.
- Joon Sung Park, Joseph O’Brien, Carrie Jun Cai, Meredith Ringel Morris, Percy Liang, and Michael S Bernstein. 2023. Generative agents: Interactive simulacra of human behavior. In *Proceedings of the 36th annual acm symposium on user interface software and technology*, pages 1–22.
- Mansheej Paul, Surya Ganguli, and Gintare Karolina Dziugaite. 2021. Deep learning on a data diet: Finding important examples early in training. *Advances in Neural Information Processing Systems*, 34:20596–20607.
- Alessandro Petruzzelli, Cataldo Musto, Lucrezia Laraspata, Ivan Rinaldi, Marco de Gemmis, Pasquale Lops, and Giovanni Semeraro. 2024. [Instructing and prompting large language models for explainable cross-domain recommendations](#). In *Proceedings of the 18th ACM Conference on Recommender Systems*, RecSys ’24, page 298–308, New York, NY, USA. Association for Computing Machinery.
- Qi Pi, Weijie Bian, Guorui Zhou, Xiaoqiang Zhu, and Kun Gai. 2019. [Practice on long sequential user behavior modeling for click-through rate prediction](#). In *Proceedings of the 25th ACM SIGKDD International Conference on Knowledge Discovery & Data Mining*, KDD ’19, page 2671–2679, New York, NY, USA. Association for Computing Machinery.
- Qi Pi, Guorui Zhou, Yujing Zhang, Zhe Wang, Lejian Ren, Ying Fan, Xiaoqiang Zhu, and Kun Gai. 2020. [Search-based user interest modeling with lifelong sequential behavior data for click-through rate prediction](#). In *Proceedings of the 29th ACM International Conference on Information & Knowledge Management*, CIKM ’20, page 2685–2692, New York, NY, USA. Association for Computing Machinery.
- Ameya Prabhu, Philip H. S. Torr, and Puneet K. Dokania. 2020. [Gdumb: A simple approach that questions our progress in continual learning](#). In *Computer Vision – ECCV 2020: 16th European Conference, Glasgow, UK, August 23–28, 2020, Proceedings, Part II*, page 524–540, Berlin, Heidelberg. Springer-Verlag.
- Yujia Qin, Shihao Liang, Yining Ye, Kunlun Zhu, Lan Yan, Yaxi Lu, Yankai Lin, Xin Cong, Xiangru Tang,

- Bill Qian, Sihan Zhao, Lauren Hong, Runchu Tian, Ruobing Xie, Jie Zhou, Mark Gerstein, Dahai Li, Zhiyuan Liu, and Maosong Sun. 2023. [Toollm: Facilitating large language models to master 16000+ real-world apis](#). *Preprint*, arXiv:2307.16789.
- Haocong Rao, Cyril Leung, and Chunyan Miao. 2023. Can ChatGPT assess human personalities? a general evaluation framework. *arXiv preprint arXiv:2303.01248*.
- Sylvestre-Alvise Rebuffi, Alexander Kolesnikov, Georg Sperl, and Christoph H Lampert. 2017. icarl: Incremental classifier and representation learning. In *Proceedings of the IEEE conference on Computer Vision and Pattern Recognition*, pages 2001–2010.
- Xubin Ren and Chao Huang. 2024. [Easyrec: Simple yet effective language models for recommendation](#). *Preprint*, arXiv:2408.08821.
- Chris Richardson, Yao Zhang, Kellen Gillespie, Sudipta Kar, Arshdeep Singh, Zeynab Raeesy, Omar Zia Khan, and Abhinav Sethy. 2023. [Integrating summarization and retrieval for enhanced personalization via large language models](#). *Preprint*, arXiv:2310.20081.
- Alireza Salemi, Sheshera Mysore, Michael Bendersky, and Hamed Zamani. 2024. [LaMP: When large language models meet personalization](#). In *Proceedings of the 62nd Annual Meeting of the Association for Computational Linguistics (Volume 1: Long Papers)*, pages 7370–7392, Bangkok, Thailand. Association for Computational Linguistics.
- Badrul Sarwar, George Karypis, Joseph Konstan, and John Riedl. 2001. Item-based collaborative filtering recommendation algorithms. In *Proceedings of the 10th international conference on World Wide Web*, pages 285–295.
- Justyna Sarzynska-Wawer, Aleksander Wawer, Aleksandra Pawlak, Julia Szymanowska, Izabela Stefaniak, Michal Jarkiewicz, and Lukasz Okruszek. 2021. Detecting formal thought disorder by deep contextualized word representations. *Psychiatry Research*, 304:114135.
- Yunfan Shao, Linyang Li, Junqi Dai, and Xipeng Qiu. 2023. [Character-LLM: A trainable agent for role-playing](#). In *Proceedings of the 2023 Conference on Empirical Methods in Natural Language Processing*, pages 13153–13187, Singapore. Association for Computational Linguistics.
- Yunxiao Shi, Min Xu, Haimin Zhang, Xing Zi, and Qiang Wu. 2024a. [A learnable agent collaboration network framework for personalized multimodal ai search engine](#). *Preprint*, arXiv:2409.00636.
- Yunxiao Shi, Xing Zi, Zijing Shi, Haimin Zhang, Qiang Wu, and Min Xu. 2024b. [Enhancing retrieval and managing retrieval: A four-module synergy for improved quality and efficiency in rag systems](#). In *ECAI 2024*, pages 2258–2265. IOS Press.
- Yunxiao Shi, Xing Zi, Zijing Shi, Haimin Zhang, Qiang Wu, and Min Xu. 2024c. [Eragent: Enhancing retrieval-augmented language models with improved accuracy, efficiency, and personalization](#). *Preprint*, arXiv:2405.06683.
- Ben Sorscher, Robert Geirhos, Shashank Shekhar, Surya Ganguli, and Ari S Morcos. 2022. Beyond neural scaling laws: beating power law scaling via data pruning. *arXiv preprint arXiv:2206.14486*.
- Guangzhi Sun, Xiao Zhan, and Jose Such. 2024. [Building better ai agents: A provocation on the utilisation of persona in llm-based conversational agents](#). In *Proceedings of the 6th ACM Conference on Conversational User Interfaces, CUI '24*, New York, NY, USA. Association for Computing Machinery.
- Zhaoxuan Tan and Meng Jiang. 2023. User modeling in the era of large language models: Current research and future directions. *IEEE Data Engineering Bulletin*.
- Mariya Toneva, Alessandro Sordoni, Remi Tachet des Combes, Adam Trischler, Yoshua Bengio, and Geoffrey J. Gordon. 2019. [An empirical study of example forgetting during deep neural network learning](#). *Preprint*, arXiv:1812.05159.
- Khanh-Tung Tran, Dung Dao, Minh-Duong Nguyen, Quoc-Viet Pham, Barry O’Sullivan, and Hoang D. Nguyen. 2025. [Multi-agent collaboration mechanisms: A survey of llms](#). *Preprint*, arXiv:2501.06322.
- A Vaswani. 2017. Attention is all you need. *Advances in Neural Information Processing Systems*.
- Lei Wang, Jingsen Zhang, Hao Yang, Zhiyuan Chen, Jiakai Tang, Zeyu Zhang, Xu Chen, Yankai Lin, Ruihua Song, Wayne Xin Zhao, Jun Xu, Zhicheng Dou, Jun Wang, and Ji-Rong Wen. 2024. [User behavior simulation with large language model based agents](#). *Preprint*, arXiv:2306.02552.
- Max Welling. 2009. Herding dynamical weights to learn. In *Proceedings of the 26th Annual International Conference on Machine Learning*, pages 1121–1128.
- Wujiang Xu, Shaoshuai Li, Mingming Ha, Xiaobo Guo, Qiongxiu Ma, Xiaolei Liu, Linxun Chen, and Zhenfeng Zhu. 2023. Neural node matching for multi-target cross domain recommendation. In *2023 IEEE 39th International Conference on Data Engineering (ICDE)*, pages 2154–2166. IEEE.
- Wujiang Xu, Zujie Liang, Kai Mei, Hang Gao, Juntao Tan, and Yongfeng Zhang. 2025a. [A-mem: Agentic memory for llm agents](#). *arXiv preprint arXiv:2502.12110*.
- Wujiang Xu, Yunxiao Shi, Zujie Liang, Xuying Ning, Kai Mei, Kun Wang, Xi Zhu, Min Xu, and Yongfeng Zhang. 2025b. [Instructagent: Building user controllable recommender via llm agent](#). *arXiv preprint arXiv:2502.14662*.

- Wujiang Xu, Qitian Wu, Zujie Liang, Jiaojiao Han, Xuying Ning, Yunxiao Shi, Wenfang Lin, and Yongfeng Zhang. 2024a. Slmrec: empowering small language models for sequential recommendation. In *The Thirteenth International Conference on Learning Representations*.
- Wujiang Xu, Qitian Wu, Runzhong Wang, Mingming Ha, Qiongxiu Ma, Linxun Chen, Bing Han, and Junchi Yan. 2024b. Rethinking cross-domain sequential recommendation under open-world assumptions. In *Proceedings of the ACM Web Conference 2024*, pages 3173–3184.
- Rui Yang, Lin Song, Yanwei Li, Sijie Zhao, Yixiao Ge, Xiu Li, and Ying Shan. 2023. [Gpt4tools: Teaching large language model to use tools via self-instruction](#). Preprint, arXiv:2305.18752.
- An Zhang, Yuxin Chen, Leheng Sheng, Xiang Wang, and Tat-Seng Chua. 2024a. [On generative agents in recommendation](#). In *Proceedings of the 47th International ACM SIGIR Conference on Research and Development in Information Retrieval, SIGIR '24*, page 1807–1817, New York, NY, USA. Association for Computing Machinery.
- Junjie Zhang, Yupeng Hou, Ruobing Xie, Wenqi Sun, Julian McAuley, Wayne Xin Zhao, Leyu Lin, and Jirong Wen. 2024b. [Agentcf: Collaborative learning with autonomous language agents for recommender systems](#). In *Proceedings of the ACM Web Conference 2024, WWW '24*, page 3679–3689, New York, NY, USA. Association for Computing Machinery.
- Andrew Zhao, Daniel Huang, Quentin Xu, Matthieu Lin, Yong-Jin Liu, and Gao Huang. 2024a. [Expel: Llm agents are experiential learners](#). In *Thirty-Eighth AAAI Conference on Artificial Intelligence, AAAI 2024, Thirty-Sixth Conference on Innovative Applications of Artificial Intelligence, IAAI 2024, Fourteenth Symposium on Educational Advances in Artificial Intelligence, EAAI 2024, February 20-27, 2024, Vancouver, Canada*, pages 19632–19642. AAAI Press.
- Qingfei Zhao, Ruobing Wang, Yukuo Cen, Daren Zha, Shicheng Tan, Yuxiao Dong, and Jie Tang. 2024b. [Longrag: A dual-perspective retrieval-augmented generation paradigm for long-context question answering](#). Preprint, arXiv:2410.18050.
- Qinlin Zhao, Jindong Wang, Yixuan Zhang, Yiqiao Jin, Kaijie Zhu, Hao Chen, and Xing Xie. [Competeai: Understanding the competition dynamics of large language model-based agents](#). In *Forty-first International Conference on Machine Learning*.
- Haizhong Zheng, Rui Liu, Fan Lai, and Atul Prakash. 2023. [Coverage-centric coreset selection for high pruning rates](#). Preprint, arXiv:2210.15809.
- Yujia Zhou, Qiannan Zhu, Jiajie Jin, and Zhicheng Dou. 2024. [Cognitive personalized search integrating large language models with an efficient memory mechanism](#). In *Proceedings of the ACM Web Conference 2024, WWW '24*, page 1464–1473, New York, NY, USA. Association for Computing Machinery.

Contents

1	Introduction	1
2	Preliminary	2
2.1	User Modeling	2
2.2	Sub-Behavior Sequence (SBS) Selection.	3
3	Method	3
3.1	Behavior Clustering	3
3.2	Sampling Budget Allocation	3
3.3	In-Cluster Selection	3
3.4	Offline Profiling and Online Selection	4
4	Efficiency Analysis	4
5	Experiments	5
5.1	Experimental Setup	5
5.1.1	Datasets	5
5.1.2	Evaluation	5
5.1.3	Baseline Comparison	5
5.1.4	Backbone Agent Recommendation	6
5.1.5	Implementation Details	6
5.2	Performance Evaluation (RQ 1)	6
5.3	Sampling Size Investigation (RQ 2)	6
5.4	Hyper-parameter Analysis (RQ3)	7
6	Related Works	8
6.1	Large Language Model for User Modeling	8
6.2	Personalized Agents	8
7	Conclusion	8
A	Datasets	14
B	Backbone Methods	14
C	Hyper-parameter Analysis and Sampling Process Visualization	14
D	Details about In-Cluster Selection	16
D.1	Prototypicality and Diversity Scoring	16
D.2	Design Rationale	16
D.3	Broader Implications	17
D.4	Visualization Explanation	17
E	Case Study	18
F	Prompt Templates	19
APPENDIX		

Table 4: Summary of preprocessed subset statistics. "Avg.L" represents the average length of user behavior sequences.

Subsets	#Users	#Items	#Inters	Sparsity	Avg.L
CDS ₅₀	100	4,899	5,000	98.97%	50.00
CDS ₂₀₀	1000	101,902	200,336	99.80%	200.34
Books ₄₈₀	1000	222,539	481,455	99.78%	481.46

A Datasets

In this appendix, we provide a detailed description of the dataset construction and statistics.

Building on prior studies such as AgentCF (Zhang et al., 2024b), Agent4Rec (Zhang et al., 2024a), and EasyRec (Ren and Huang, 2024), we evaluate our proposed method using two widely adopted subsets of the Amazon review dataset (Ni et al., 2019): *CDs and Vinyl* and *Books*. For the CDs dataset, we construct CDS₅₀, and CDS₂₀₀, with average user interaction sequence lengths of 50 and 200, respectively. These settings are similar as those used in AgentCF (Zhang et al., 2024b).

For the Books dataset, departing from the approach of Agent4Rec which limits each user’s interactions to 20 items, we follow the guidelines of (Pi et al., 2019, 2020) to construct longer interaction sequences. Specifically, we create Books₄₈₀, with average sequence lengths of 480, respectively. Detailed statistics for these datasets are provided in Table 4.

Due to the high computational cost and expense associated with API calls for GPT-4o-mini, we conduct each experiment only once per dataset to ensure feasibility within a reasonable budget. This approach is common in agent recommendation studies (Zhang et al., 2024a,b; Wang et al., 2024; Luo et al., 2023) and large-scale recommendation system research. Moreover, the larger number of users (1000) in our study enhances the reliability of the experimental results.

B Backbone Methods

We provide a detailed description of the backbone methods used for validation.

AgentCF (Zhang et al., 2024b) employs a reflective mechanism to model user personas. In the original framework, both the user profile and item profile are dynamically updated. In our implementation, the item profile is textually represented by concatenating the item’s fields, while the user profile is initially set to "Currently Unknown" and is iteratively refined through continuous reflection. Furthermore, for the downstream recommendation ranking task in AgentCF, we replace the original LLM-based ranking with the EasyRec framework (Ren and Huang, 2024). EasyRec is the first large language embedding model specifically designed for recommendation. It aligns textual semantic spaces with collaborative behavioral signals, enabling recommendation tasks to rely solely on textual instructions (e.g., user preference descriptions and item profiles) while achieving performance comparable to traditional state-of-the-art models. Leveraging EasyRec for point-wise ranking is more experimentally efficient, accurate, and robust compared with LLMs.

Agent4Rec (Zhang et al., 2024a) maintains an agent profile comprising two key components: social traits and unique tastes. In our implementation, we streamline the process by focusing solely on capturing diverse user interests through the construction of unique tastes, thus simplifying experimentation. To achieve this, we adopt the summarization method from the original work, which distills user preferences from their behavioral sequences. Additionally, we replace the original rating prediction task in the Agent4Rec framework with a ranking task.

C Hyper-parameter Analysis and Sampling Process Visualization

This section delves into the influence of the hyperparameters τ and α on the performance of PersonaX, as they play pivotal roles in shaping the hierarchical clustering and in-cluster behavior selection processes. Specifically, τ dictates the granularity of the hierarchical clustering. A larger τ value yields coarser clusters, encompassing a broader spectrum of behavioral samples with potentially greater divergence from the cluster centroid. In contrast, a smaller τ enforces a more stringent clustering criterion, resulting in

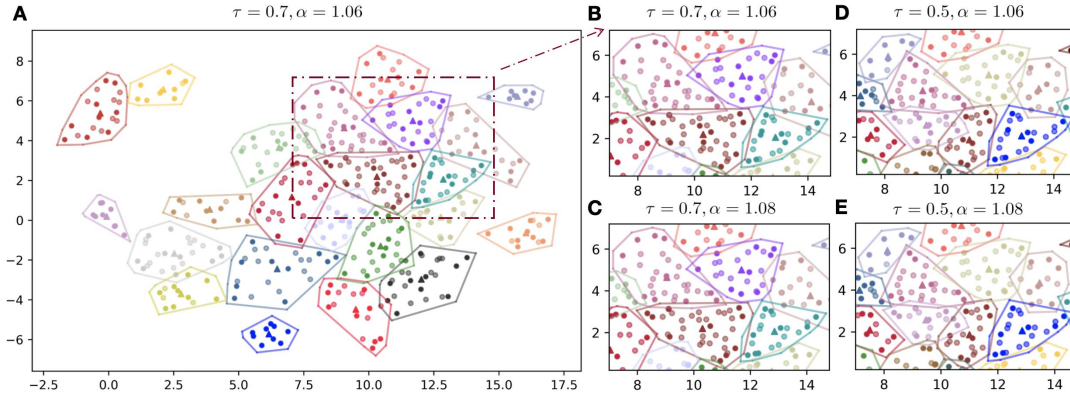


Figure 5: Sampling process for a user in Books_{480} with a 50% selection ratio. Points are color-coded and outlined. Non-transparent points signify data selected, whereas transparent points delineate behaviors not sampled. A offers a holistic perspective on the user’s comprehensive behavior distribution, capturing the full extent of engagement patterns. B–E presents parts of behaviors distributions and sampling process under varying configurations of hyper-parameters. Triangles denote the centroids of the clusters.

finer-grained clusters characterized by higher intra-cluster homogeneity. On the other hand, α modulates the balance between prototypicality and diversity during the in-cluster behavior selection stage. A higher α amplifies the preference for selecting behavior samples further from the cluster centroid, thereby enhancing diversity within the cluster. Conversely, a lower α emphasizes prototypicality, favoring samples that closely align with the cluster centroid. Our empirical analysis, as illustrated in Figure 4, uncovers nuanced patterns in how these hyperparameters influence the model’s overall performance.

1. Performance at Low Ratios: Across τ and α configurations, the performances at lower ratios (e.g., 0.1, 0.3) remain similar. This is because the selected samples at low ratios primarily originate near the cluster centroid, regardless of the diversity adjustment imposed by α . Slightly superior performance of $\tau = 0.5$ compared to $\tau = 0.7$ at these ratios is attributed to the finer clustering granularity of $\tau = 0.5$, which ensures that selected samples exhibit higher prototypicality.

2. Performance at High Ratios (0.5–0.9): At higher ratios, configurations with larger α values (e.g., $\alpha = 1.06, 1.08$) outperform their smaller- α counterparts (e.g., $\alpha = 1.01, 1.04$). This highlights the efficacy of the in-cluster selection strategy: after a core set of prototypical samples is chosen, incorporating more diverse samples significantly enhances performance. The inclusion of diversity helps capture broader behavioral patterns, leading to improved generalization.

3. Trade-offs in Specific Settings: A nuanced behavior is observed in the interaction between τ and α . For $\tau = 0.5$, $\alpha = 1.08$ performs better than $\alpha = 1.06$, suggesting that in scenarios where the cluster scope is relatively constrained, the diversity of samples becomes pivotal, necessitating a higher α to effectively prioritize and capture heterogeneous behaviors. For $\tau = 0.7$, $\alpha = 1.06$ outperforms $\alpha = 1.08$, as the broader cluster scope with $\alpha = 1.08$ potentially overemphasizes highly diverse samples, leading to a slight degradation in overall performance. This interplay underscores the importance of balancing cluster granularity and diversity during sample selection.

4. Parameter Robustness: Our framework demonstrates robust performance across a wide range of hyper-parameter settings. For instance, the worst best performance (71.6) achieved with $\tau = 0.7, \alpha = 1.04$ is only marginally lower than the best performance of the relevance baseline (71.86). This indicates that our method remains effective without being overly sensitive to hyper-parameter adjustments.

To provide an intuitive analysis of the sampling process, we conducted a visualization study, as illustrated in Figure 5. From Figure 5.A, it is evident that smaller clusters are preferentially allocated an adequate sampling quota compared to larger ones. This observation underscores the efficacy of the proposed Algorithm 1, which strategically prioritizes smaller clusters to ensure sufficient sampling. By adopting this approach, the algorithm effectively preserves the user’s diverse interests, including long-tail preferences, even under constrained sampling resources. The comparisons between Figure 5.B and Figure 5.C, as well as Figure 5.D and Figure 5.E, highlight the impact of α . Specifically, smaller α

values tend to focus the sample selection closer to the cluster centroids. Furthermore, the comparisons between Figure 5.B and Figure 5.D, and between Figure 5.C and Figure 5.E, demonstrate that a more granular clustering can constrain Algorithm 2 from selecting samples that deviate excessively from the cluster centroids. This constraint mitigates potential performance degradation caused by overemphasis on unrelated samples.

The experimental findings and visualization analysis suggest that both τ and α require empirical tuning to identify optimal configurations. We recommended a balance between prototypicality and diversity, for example a larger α values combined with appropriately tuned small τ .

D Details about In-Cluster Selection

In this section, we delve into the mechanisms governing sample selection by proposing a principled scoring system to evaluate the prototypicality and diversity of candidate samples. The scoring mechanism is derived from two complementary perspectives: prototypicality

$$\frac{1}{1 + d(\mathbf{e}_j, \mu_i)}$$

, which assesses how representative a sample is of its respective cluster, and diversity

$$\frac{2}{a_i} \sum_{\substack{I_a, I_b \in c_i^* \\ a \neq b}} d(\mathbf{e}_a, \mathbf{e}_b)$$

, which quantifies the extent to which the selected samples span a broader spectrum of the data distribution.

D.1 Prototypicality and Diversity Scoring

From the formulation below,

$$\max_{c_i^*} \left(w_p \cdot \sum_{I_j \in c_i^*} \frac{1}{1 + d(\mathbf{e}_j, \mu_i)} + w_d \cdot \frac{2}{a_i} \sum_{\substack{I_a, I_b \in c_i^* \\ a \neq b}} d(\mathbf{e}_a, \mathbf{e}_b) \right)$$

it is evident that the prototypicality score exhibits an inverse relationship with the distance between a sample and the center of its cluster. As a sample moves further from the cluster centroid, its prototypicality diminishes proportionally, reflecting its reduced ability to represent the typical characteristics of the cluster. The diversity score considers the pairwise distances between the candidate sample and the samples already selected. This ensures that the inclusion of a new sample enriches the diversity of the chosen subset by discouraging redundancy.

To compute the diversity score, we employ the scaling factor $2/a_i$. We don't choice of averaging scaling approach $1/[a_i(a_i - 1)]$, which tends to normalize diversity growth. By adopting $2/a_i$, we deliberately amplify the influence of diversity as a_i increases, thereby prioritizing the inclusion of diverse samples in scenarios where a cluster is allocated enough sampling budget. This design reflects an underlying intent: as a_i grows, the system places greater emphasis on diversity to ensure comprehensive coverage of the data distribution. Conversely, when a_i is small, prototypicality takes precedence, directing attention toward selecting samples that are most representative of their respective clusters.

D.2 Design Rationale

The decision to amplify diversity dynamically aligns with our broader goal of achieving a balanced and adaptive sample selection process. By coupling prototypicality with diversity in this manner, we address two critical challenges in data selection:

- 1. Representative Sampling:** When the sample pool is sparse, selecting highly prototypical samples ensures that the chosen subset faithfully captures the core characteristics of the data clusters. This is particularly crucial in tasks where the representativeness of the selected data has a direct impact on model performance, such as user profiling or content recommendation.

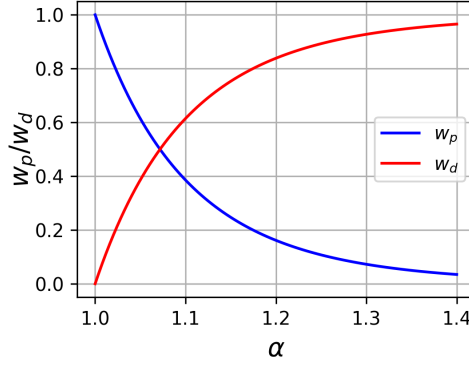


Figure 6: Trade off between w_p and w_d at different settings of α .

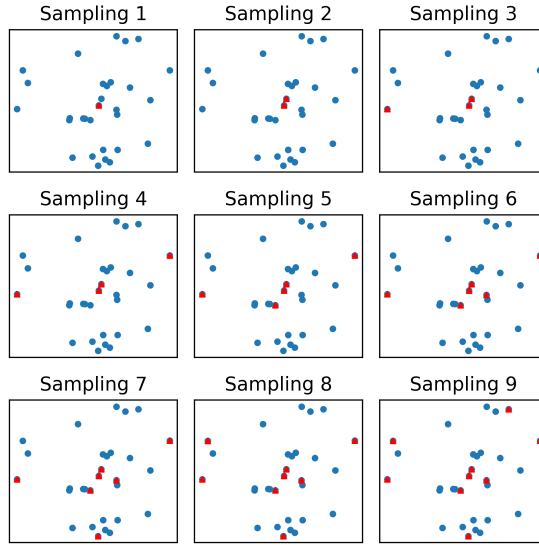


Figure 7: Dynamics of In-Cluster sample selection: We set $\alpha = 0.7$, with the samples distributed within the range of $[-2, 2]$.

2. Comprehensive Coverage: In cases where the candidate pool is dense, diversity becomes increasingly important to avoid redundancy and to capture the subtle variations within the data distribution. By amplifying diversity when a_i is large, our scoring mechanism ensures that the selected subset spans the breadth of the distribution, enabling downstream models to generalize better across diverse scenarios.

D.3 Broader Implications

The proposed scoring framework introduces a novel perspective on balancing representativeness and diversity in data selection. By dynamically modulating the influence of diversity based on the local sample density, our approach strikes a principled balance between selecting typical and atypical samples. This adaptability is particularly valuable in data-centric applications, where sample selection directly affects the quality of downstream tasks, such as dataset pruning, user interest modeling, and few-shot learning.

D.4 Visualization Explanation

Figure 6 shows the trade-off between w_p and w_d across different settings of α . As observed in the figure, when α is small, w_p dominates the sampling process, leading to the selection of samples near the cluster center. These samples are prototypical and reflect the representative thematic interests of the cluster. As α increases, w_d becomes more prominent, and w_p approaches 0, causing the sampling process to prioritize diverse samples in order to enhance generalization.

Figure 7 presents a dynamic visualization of the sampling process in Algorithm 2. As illustrated, the algorithm iteratively selects samples by jointly optimizing for both prototypicality and diversity, thereby

Table 5: Intuitive comparison of user personas modeled by different methods. Specifically, (A) Relevance sampling (length 3), (B) Recent sampling (length 10), and (C) PersonaX (selection ratio 30%).

Method	User Persona	o3-mini’s Reasoning Evaluation
A	I prefer Rock and Progressive Rock music, particularly works by artists like Trey Anastasio. I enjoy albums that feature new songs and live performances, as they provide a dynamic listening experience. I appreciate behind-the-scenes content that adds depth to the music experience. I also enjoy Contemporary Folk music, especially works by artists like Steve Winwood, as they can offer a fresh take on musical compositions. I dislike R&B and Soul music, particularly collections that focus on remixes of older tracks, as I find them less engaging. I prefer original compositions and fresh takes on music rather than revisiting past favorites. Additionally, I am not particularly interested in World Music, especially live performances that do not align with my preferred genres.	This description is detailed and rich in information, but it introduces multiple music genres which may dilute the focus on the user’s core preferences.
B	I prefer Classic Rock and Arena Rock music, particularly albums that showcase strong melodies and engaging performances, such as ‘Chickenfoot’ by Chickenfoot. I enjoy music that has a fun, energetic vibe and often features collaborative efforts from talented musicians. I appreciate emotional ballads and songs that reflect depth and complexity in lyrics and composition. I dislike Blues Rock that focuses on traditional guitar work and may lack the innovative sounds I seek, as exemplified by ‘Smokestacks, Broom Dusters & Hoochie Coochie Men’ by Micky Moody, which I find less appealing due to its more conventional approach.	This description focuses on a subset of rock music—Classic and Arena Rock—which contrasts with the broader rock and progressive preferences seen in the other descriptions. It is detailed but less aligned with the core focus compared to C.
C	I prefer rock and progressive music, particularly works by notable artists like Trey Anastasio. I enjoy albums that offer a collection of new songs, especially those that include additional content such as live performances and behind-the-scenes footage. I dislike pop and dance music, particularly generic albums that lack depth or a compelling narrative. I appreciate immersive listening experiences that connect me to the artist’s journey and creative process.	This description is the most concise and focused, effectively capturing the user’s core interests—new material, live performances, and behind-the-scenes insights—without extraneous details, making it the highest quality among the three.

Table 6: Quantitative Evaluation of User Persona Modeling Methods

Method	NDCG@1	NDCG@5	NDCG@10	Hit@1	Hit@5	Hit@10	MRR
A	0.00	0.42	0.54	0.00	0.67	1.00	0.39
B	0.00	0.54	0.54	0.00	1.00	1.00	0.39
C	0.33	0.71	0.71	0.33	1.00	1.00	0.61

maximizing the combined gain. This approach stands in contrast to conventional data selection methods, which often exhibit a unimodal bias—either favoring simple, centrally clustered, and highly representative samples (Welling, 2009; Rebuffi et al., 2017; Sorscher et al., 2022) or prioritizing difficult, outlier samples with strong generalization potential (Paul et al., 2021; Toneva et al., 2019).

Empirical analysis of the hyperparameter α , which governs the trade-off between prototypicality and diversity, reveals a practical range of 1.06–1.08. Within this regime, PersonaX often firstly selects a minimal set of prototypical samples and then shifting its focus toward maximizing sample diversity. We believe this is because of the superior few-shot generalization capabilities of LLMs. These models inherently require fewer prototypical instances to capture core user interests, thereby shifting their emphasis toward diverse sample acquisition to further enhance generalization.

E Case Study

In this section, we present a case study comparing user personas modeled using Relevance, Recent, and PersonaX methods, with the backbone LLM-UM approach fixed as Reflection. The dataset used is CDS₅₀, with the User ID A2NQUGGYMØDBM1. The results are summarized in Table 5. We evaluate their quality by OpenAI’s o3-mini, using its reasoning capabilities in an LLM-As-Judge framework. The

evaluation indicated that Model C had the highest modeling quality ². The explanation provided was that C demonstrated superior descriptive quality, capturing the user’s core preferences for rock and progressive music with concise and precise language. It also emphasized the user’s interest in new releases, live performances, and behind-the-scenes content, while avoiding extraneous information misaligned with primary interests. In contrast, Model A, while rich in information, introduced a broader range of music styles that diluted focus, and Model B predominantly emphasized an alternative style of rock, leading to inconsistencies with the other descriptions.

We conducted three rounds of quantitative evaluations on the ranking task, each comprising one positive item alongside nigh negative items. As shown in Table 6, Method C achieved the highest performance, followed by Method B, while Method A exhibited the poorest performance.

F Prompt Templates

We present the prompt templates used in AgentCF, as shown in Figure 8 and Figure 9, and those employed in Agent4Rec, depicted in Figure 10.

Prompt Template for Forward Inference Process of AgentCF

Task: We provide a user’s personal profile in [User Profile], which includes the user’s preferences, dislikes, and other relevant information. You need play the role of the user. And we also provide two candidate items, A and B, with their features in [Item Feature]. You need to choice between the two item candidates based on your profile and the features of the items. Furthermore, you must articulate why you’ve chosen that particular item while rejecting the other.

User Profile: {profile}

Item Feature: Item A: {item a} Item B: {item b}

Steps to Follow:

1. Extract your preferences and dislikes from your self-introduction.
2. Evaluate the two candidate in light of your preferences and dislikes. Make your choice by considering the correlation between your preferences/dislikes and the features of the candidates.
3. Explain why you made such choices, from the perspective of the relationship between your preferences/dislikes and the features of these candidate items.

Important Notes:

1. Your output should strictly be in the following format: Chosen Item: Item A or Item B
Explanation: Your detailed rationale behind your choice and reasons for rejecting the other item.
2. When identifying user’s likes and dislikes, do not fabricate them! If your [User Profile] doesn’t specify any relevant preferences or dislikes, use common knowledge to inform your decision.
3. You ****must**** choose one of these two candidates, and ****cannot**** choose both.
4. Your explanation needs to be comprehensive and specific. Your reasoning should delve into the finer attributes of the items.
5. Base your explanation on facts. For instance, if your self-introduction doesn’t reveal any specific preferences or dislikes, justify your decision using available or common knowledge.
6. Please ignore the effect of Item position and length, they do not affect your decision.

Response Example: *Chosen Item: Item A Explanation: I chose Item A because...*

Figure 8: Prompt template for the forward process of AgentCF to predict one user potentially liked item between a positive one and a negative one.

²Repeated inquiries occasionally resulted in A being rated higher, with the justification that A offered a more comprehensive view. However, this comprehensiveness came at the cost of interest modeling that was more diffuse and less precise.

Prompt Template for Backward Reflection Process of AgentCF

Background: We provide a user's personal profile in [User Profile], which includes the user's preferences, dislikes, and other relevant information. You need play the role of the user. Recently, you considered choosing one more preferred Item from two candidates. The features of these two candidates are provided in [Item Feature]. And your choice and explanation is in [Choice and Explanation], which reveals your previous judgment for these two candidates.

User Profile: {profile}

Item Feature: Item A: {item a} Item B: {item b}

Choice and Explanation: {response}

Task: However, The user in the real world actually prefer to choose Item B, and reject the Item A that you initially chose. This indicates that you made an incorrect choice, the [Choice and Explanation] was mistaken. Therefore, you need to reflect and update [User Profile].

Steps to Follow:

1. Analyze the misconceptions in your previous [Choice and Explanation] about your preferences and dislikes, as recorded in your explanation, and correct these mistakes.
2. Explore your new preferences based on the Item B you really enjoy, and determine your dislikes based on the Item a you truly don't enjoy.
3. Summarize your past preferences and dislikes from your previous [User Profile]. Combine your newfound preferences and dislikes with your past ones. Filter and remove any conflicting or repetitive parts in your past [User Profile] that contradict your current preferences and dislikes.
4. Generate a update profile use the following format:

My updated profile: {Please write your updated profile here}

Important Notes:

1. Keep your updated profile under 180 words.
2. Any overall assessments or summarization in your profile are forbidden.
3. Your updated profile should only describe the features of items you prefer or dislike, without mentioning your wrong choice or your thinking process in updating your profile.
4. Your profile should be specific and personalized. Any preferences and dislikes that cannot distinguish you from others are not worth recording.

Response Example: *My updated profile: I ...*

Figure 9: Prompt template for the backward process of AgentCF to apply the reflect mechanism for updating user profile.

Prompt Template for Summarization Process of Agent4Rec

Task: We provide a user's personal profile in [User Profile], which includes the user's preferences and other relevant information. Additionally, we provide a sequence of liked items in [Sequence Item Profile] that the user has interacted with. Your task is to analyze these items in the context of the user's existing profile and produce an updated profile that reflects any new preferences, or insights inferred from the user's interactions with these items.

User Profile: {profile}

Sequence Item Profile: {sequence item profile}

Steps to Follow:

1. Carefully review the user's existing profile to understand their stated preferences and dislikes.
2. Analyze the features of the items in the provided sequence, noting any common themes, attributes, or patterns.
3. Identify any new preferences that can be inferred from the user's interactions with these items.
4. Summarize and update the user's profile by incorporating the new insights, adding new preferences or dislikes, and highlighting any changes or developments in the user's tastes. Important Notes
5. Your output should strictly be in the following format: Summarization: {Your updated profile.}
6. Do not contradict the user's existing preferences unless there is clear evidence from the sequence items that their tastes have changed.
7. Base your summary on facts and logical inferences drawn from the items in the sequence.
8. Be comprehensive and specific in your summarization, focusing on the finer attributes and features of the items that relate to the user's preferences.
9. Avoid fabricating any information not supported by the user's profile or the sequence items.

Response Example: Summarization: You've developed interest in

Figure 10: Prompt template of Agent4Rec to apply the summarization mechanism for distilling user profile.