

Weak-to-Strong Generalization Even in Random Feature Networks, Provably

Marko Medvedev^{1,*}, Kaifeng Lyu^{2,*}, Dingli Yu³, Sanjeev Arora⁴, Zhiyuan Li⁵, Nathan Srebro⁵

¹University of Chicago, ²Simons Institute, University of California, ³Microsoft Research,
⁴Princeton University, ⁵Toyota Technological Institute at Chicago

Abstract

Weak-to-Strong Generalization (Burns et al., 2024) is the phenomenon whereby a strong student, say GPT-4, learns a task from a weak teacher, say GPT-2, and ends up significantly outperforming the teacher. We show that this phenomenon does not require a strong learner like GPT-4.

We consider student and teacher that are random feature models, described by two-layer networks with a random and fixed bottom layer and trained top layer. A ‘weak’ teacher, with a small number of units (i.e. random features), is trained on the population, and a ‘strong’ student, with a much larger number of units (i.e. random features), is trained only on labels generated by the weak teacher. We demonstrate, prove, and understand how the student can outperform the teacher, even though trained only on data labeled by the teacher. We also explain how such weak-to-strong generalization is enabled by early stopping. Importantly, we also show the quantitative limits of weak-to-strong generalization in this model.

1 Introduction

Today’s large foundation models exhibit extremely strong capabilities. For many tasks of interest, their performance is on par with or exceeds that of humans. In the foreseeable future, it is likely that we will have models that are much stronger than humans in capabilities, possibly through a delicate combination of supervised learning and reinforcement learning at scale. This motivates the study of superalignment: Can we humans, who will be much weaker in intelligence than these models at that point, still be able to supervise them effectively to align their behaviors with human values?

Burns et al. (2024) recently introduced the concept of weak-to-strong learning as a simple setup for studying the problem of superalignment. To enable iterative empirical progress on this problem even before superhuman models are available, they consider a surrogate setting where a weak teacher model instead of a human is trying to supervise a strong student model. More specifically, they fine-tuned a weak teacher model, such as GPT-2 (Radford et al., 2019), on task-specific data with true labels, simulating a human who has mastered a specific task to a certain extent. They then used this teacher model to annotate data for the same task, and fine-tuned a strong student model, such as GPT-4 (Achiam et al., 2023), on the annotated data. Perhaps surprisingly, they demonstrated the so-called *weak-to-strong generalization phenomenon*: the student model consistently outperforms the teacher model, even though the labels generated by the teacher model are imperfect.

*Equal Contribution

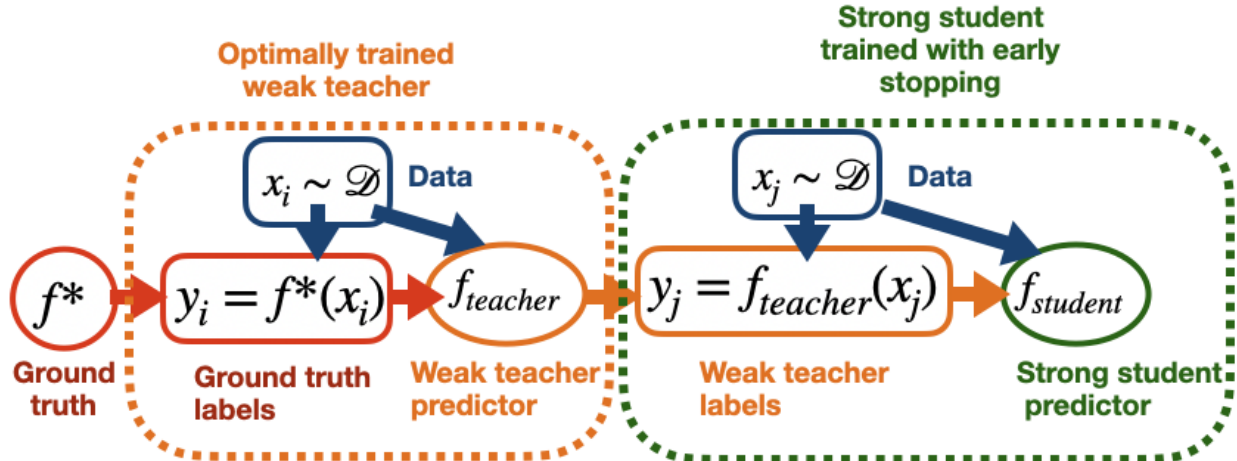


Figure 1: Illustration of our setup for weak-to-strong generalization. The teacher model of smaller size is trained on ground truth labels, while the student model of larger size is trained with early stopping on labels produced by the teacher model.

A plausible explanation is that the student model is so strong that it can understand the essence of the task from imperfect labels. But this behavior should not be taken for granted. A crucial component of the setup is *early stopping*, since training the student model for too long can make it overfit to the teacher’s errors, resulting in no improvement or even worse performance. Indeed, Burns et al. (2024) found that stopping training at the right time can significantly improve weak-to-strong generalization.

Nevertheless, it remains unclear how general this phenomenon is beyond the specific experiment setup in Burns et al. (2024) and what other factors contribute to weak-to-strong generalization. For example, does it require an advanced model like GPT-4 with many emergent capabilities, or can it also arise in much simpler models? If the model sizes are further scaled up, will weak-to-strong generalization be enhanced or diminished? Without understanding its underlying principles, relying on weak-to-strong generalization for superalignment may be risky.

In this paper, we demonstrate that weak-to-strong generalization can happen even in models as simple as “random feature models”, i.e., two-layer networks with a random bottom layer and only the top layer trained. More specifically, we study the setup where the teacher and student models are two-layer networks with M_{TE} and M_{ST} (hidden, random) units, respectively. The student model is significantly stronger than the teacher, in the sense that it has many more units than the teacher, $M_{ST} \gg M_{TE}$. We train the top layer weights of both networks while fixing the bottom layer weights after drawing them from the same spherical distribution. As in Burns et al. (2024), the teacher model is trained with true labels, and the student model is trained only with labels generated by the teacher as described in Figure 1. We further assume that the teacher model is trained so well that it attains the minimum possible population loss. Thus, the only remaining source of error is the approximation error due to the finite number of units. See Section 2 for details of the setup.

Our contributions. We analyze and explain how weak-to-strong generalization can arise in random feature models, if the student model is trained by gradient descent with early stopping. We rigorously prove that the student model can have a significantly smaller error than the teacher model, even as small as a power of the teacher’s error, with an exponent strictly greater than 1. We establish the following results, where \mathcal{L}_{TE} and \mathcal{L}_{ST} denote the population losses of the teacher and

student models, respectively:

1. For two-layer ReLU networks we show that the gap between the models can be arbitrarily large, in the sense that the ratio $\mathcal{L}_{\text{TE}}/\mathcal{L}_{\text{ST}}$ can be arbitrarily small (i.e. the student model is better than its teacher by an arbitrarily large factor), and thus the *Performance Gap Recovered (PGR)* introduced by Burns et al. (2024, see definition in Section 2 Equation (9)) can be arbitrarily close to 1. Furthermore, relying on the Gaussian Universality Ansatz, we show an even stronger gap, in the sense that the student learns polynomially better, with $\mathcal{L}_{\text{ST}} = \tilde{O}(\mathcal{L}_{\text{TE}}^{1.49})$ (Theorem 3.1).
2. For two-layer linear networks learning linear target functions over a specific but simple anisotropic Gaussian input distribution, we show that $\mathcal{L}_{\text{ST}} = \tilde{O}(\mathcal{L}_{\text{TE}}^2)$ (Theorem 3.2).
3. We also study **the limit of weak-to-strong generalization** and show that for any random feature models, as long as the teacher model is optimally trained, the quadratic gap in the linear network case is the largest possible, i.e., $\mathcal{L}_{\text{ST}} = \Omega(\mathcal{L}_{\text{TE}}^2)$ (Theorem 4.1). In particular, this implies that weak-to-strong generalization cannot arbitrarily “boost” a very weak teacher, and that in order to get student error approaching zero, the teacher error must also approach zero.
4. We explain how this arises as a result of early stopping. Gradient descent with early stopping implicitly shrinks higher order eigencomponents of the target, and thus helps the student to eliminate spurious noise in those components introduced by the coarseness of the weak model, taking advantage of the target being aligned with the leading components (Section 5).

More generally, we provide a framework to understand weak-to-strong generalization and the optimal early stopping time for a broad class of random feature models and target functions (Section 6).

1.1 Related work

Empirical Work. Following up on Burns et al. (2024)’s work, several variants of weak-to-strong generalization have been studied in Shin et al. (2025); Somerstep et al. (2024) in supervised fine-tuning settings. Yang et al. (2024); Bansal et al. (2024) show that small models can be used to generate reasoning data with Chain-of-Thought (CoT) for supervising large models. In particular, Bansal et al. (2024) point out that this can be more compute-optimal as compared to generating the data from large models. A number of other works have explored weak-to-strong generalization in better aligning today’s LLMs (Ji et al., 2024; Tao & Li, 2024).

Theoretical Understanding of Weak-to-Strong Generalization. Many existing theoretical works explicitly control the strong student’s expressive power to avoid fitting the weak teacher’s mistakes. Lang et al. (2024) proposed a theoretical framework that establishes weak-to-strong generalization when the strong student is assumed to only learn functions that are robust to mislabeled data among many correctly labeled neighbors. Based on this framework, Shin et al. (2025) further formulated a weak-to-strong generalization mechanism for data with easy and hard patterns, where the weak teacher correctly label some data by leveraging easy patterns, and the strong student further learns to also leverage hard patterns from these correctly labeled data. Another work by Charikar et al. (2024) studied in a general regression setup with squared loss, where a key example is training only the last linear layer of the teacher and student networks on population. They showed that if the strong student’s capacity is not large enough to express the weak teacher’s function, then the student can outperform the teacher by an amount quantified by how much the student does not fit the teacher’s labels. Mulgund & Pabbaraju (2025) further generalized this result

to a broader class of loss functions, including the cross-entropy loss. However, all these results do not establish weak-to-strong generalization in a strict sense, since the strong students in these works are explicitly constrained to not be able to fit the teacher’s function, making it unclear whether the student is indeed a stronger model or just has a different inductive bias than the teacher. In contrast, the student in our work is clearly a much stronger model than the teacher as its larger width allows it to have a much richer representation power, and we rely on early stopping to implicitly regularize the student model to avoid fitting the teacher’s mistakes.

Wu & Sahai (2025) demonstrated that weak-to-strong learning can happen in an overparametrized spiked covariance model, where the student’s features are specified to form a certain spectrum that better captures the prior than the teacher. Somerstep et al. (2024) present a negative result on weak-to-strong generalization from a transfer-learning perspective, showing that naively fine-tuning the strong model leads to poor performance. Ildiz et al. (2024) show that in a linear regression setting training with weak labels can outperform training with strong labels under the same data budget but cannot improve the scaling laws. In contrast, our work demonstrates several natural cases in which weak-to-strong generalization yields strictly super-linear improvements over the teacher model.

Asymptotic Notation We use Θ_c , \tilde{O}_c , and Ω_c , where c is one or more variables, to indicate a multiplicative factor that depends on c . E.g., for any two quantities exp_1, exp_2 , that could depend on various variables including d and k , writing $exp_1 = \tilde{O}_{d,k}(exp_2)$ means that there exists some function $f(d, k)$ and exponent $r \geq 0$ s.t. it always holds that $exp_1 \leq f(d, k) \cdot exp_2 \cdot \log^r(exp_2)$.

2 Two Layer Networks, Random Features, and the Weak-to-Strong Setup

We consider learning a predictor $f : \mathcal{X} \rightarrow \mathcal{Y}$, where $\mathcal{X} = \mathbb{R}^d$ and $\mathcal{Y} = \mathbb{R}$, aiming for small population loss $\mathcal{L}(f) := \mathbb{E}_{\mathbf{x} \sim \mathcal{D}}[(f(\mathbf{x}) - f^*(\mathbf{x}))^2]$, where \mathcal{D} is some input distribution and $f^* : \mathcal{X} \rightarrow \mathcal{Y}$ our target function. Learning is done using two-layer networks with m units of the form

$$f_{\mathbf{w}, \mathbf{u}}(\mathbf{x}) = \sum_{i=1}^m w_i \sigma(\langle \mathbf{u}_i, \mathbf{x} \rangle), \quad (1)$$

where $\sigma : \mathbb{R} \rightarrow \mathbb{R}$ is some fixed activation function (e.g. ReLU or linear), the **bottom layer weights** $\mathbf{u}_i \in \mathbb{R}^d$ **are randomly drawn**

$$\mathbf{u}_i \stackrel{\text{i.i.d.}}{\sim} \mathcal{U} \quad (2)$$

from some fixed distribution \mathcal{U} over \mathbb{R}^d (e.g. spherical Gaussian or similar) and then **fixed during training**, and **only the top layer weights** $w_i \in \mathbb{R}$ **are trained**. Such models, which amount to learning a linear predictor over the *random features* defined by the outputs of the hidden units, have been extensively studied as finite approximations of kernel methods Arriaga & Vempala (2006); Rahimi & Recht (2007), as models and limits of deep learning in certain regimes Mei et al. (2021) and recently also for deriving scaling laws and optimal tradeoffs Lin et al. (2024); Paquette et al. (2024).

Weak-to-Strong Setup. We train two networks, a ‘weak’ teacher network f_{teacher} with M_{TE} units, and a ‘strong’ student network f_{student} with $M_{\text{ST}} \gg M_{\text{TE}}$ units. First, we train the teacher network $f_{\text{teacher}} := f_{\mathbf{w}_t, \mathbf{u}_t}$ on the true target labels $(\mathbf{x}, f^*(\mathbf{x}))$ using very large amount of data. We will model this by training the teacher on population. That is, to train the teacher we draw the

bottom layer weights $\{\mathbf{u}_{t,i}\}_{i=1}^{M_{\text{TE}}}$ at random as in (2), and for most results in this paper we assume that the top layer weights achieves the population loss minimization (Assumption 2.1):

Assumption 2.1. The teacher model attains the minimum loss among all possible models with the given bottom layers:

$$\mathbf{w}_t = \arg \min_{\mathbf{w} \in \mathbb{R}_{\text{TE}}^M} \mathbb{E}_{\mathbf{x} \sim \mathcal{D}} \left[(f_{\mathbf{w}, \mathbf{u}_t}(\mathbf{x}) - f^*(\mathbf{x}))^2 \right]. \quad (3)$$

We denote the teacher’s population loss (which is the minimal possible loss using its M_{TE} random units) by

$$\mathcal{L}_{\text{TE}} := \mathbb{E}_{\mathbf{x} \sim \mathcal{D}} \left[(f_{\text{teacher}}(\mathbf{x}) - f^*(\mathbf{x}))^2 \right]. \quad (4)$$

We then train the student on inputs $x \sim \mathcal{D}$ but only using labels $f_{\text{teacher}}(x)$ generated by the teacher. To train the student, we draw the bottom layer at random according to (2), initialize the top layer weights to zero, $\forall_i \mathbf{w}_{s,i}(0) = 0$, and train these weights using SGD on i.i.d. samples $\mathbf{x}(n) \sim \mathcal{D}$ labeled with by the teacher:

$$w_{s,i}(n+1) = w_{s,i}(n) - \eta \cdot \frac{\partial}{\partial w_{s,i}} (f_{\mathbf{w}_s(n), \mathbf{u}_s}(\mathbf{x}(n)) - f_{\text{teacher}}(\mathbf{x}(n)))^2. \quad (5)$$

Gradient Flow Limit. We assume that the student has unrestricted access to the examples labeled by the teacher, and so can take arbitrarily small learning rate η and an appropriately large number of steps N . Accordingly, we study the behavior with infinitesimally small learning rate η where the student’s dynamics (5) converge to the gradient flow trajectory:

$$\frac{dw_{s,i}(t)}{dt} = -\frac{1}{M_{\text{ST}}} \frac{\partial}{\partial w_{s,i}} \mathbb{E}_{\mathbf{x} \sim \mathcal{D}} \left[(f_{\mathbf{w}_s(t), \mathbf{u}_s}(\mathbf{x}) - f_{\text{teacher}}(\mathbf{x}))^2 \right] \quad (6)$$

where we replaced the step number n with training time $t = n\eta M_{\text{ST}}$. We add an additional factor of M_{ST} here to ensure the gradient flow has a proper limit when $M_{\text{ST}} \rightarrow \infty$, which will be useful in the analysis of the rest of the paper. In our analysis, we consider a student trained with the gradient flow dynamics (6) with stopping time T that needs to be specified and denote the resulting student predictor

$$f_{\text{student}} = f_{\mathbf{w}_s(T), \mathbf{u}_s}. \quad (7)$$

Infinitely Large Student. Furthermore, for simplicity we consider an infinitely large student $M_{\text{ST}} \rightarrow \infty$ (see formal mathematical definitions in Section 6). All of our infinite-width results can be extended to the finite-width case for sufficiently large width. M_{ST}

Generalization Gap. We evaluate the student on the ground truth labels (which they do not have access to!), that is

$$\mathcal{L}_{\text{ST}} := \mathbb{E}_{\mathbf{x} \sim \mathcal{D}} [f_{\text{student}}(\mathbf{x}) - f^*(\mathbf{x}))^2]. \quad (8)$$

We ask how the student error \mathcal{L}_{ST} compares with the teacher error \mathcal{L}_{TE} and, in particular, whether and how it can be smaller even though it only sees examples labeled by the teacher.

To quantify the extent to which the student can best its teacher, Burns et al. (2024) suggested the *Performance Gap Recovered* (PGR), which is defined as¹:

$$\text{PGR} = \frac{\mathcal{L}_{\text{TE}} - \mathcal{L}_{\text{ST}}}{\mathcal{L}_{\text{TE}} - \mathcal{L}_{\text{ST}}^G} \geq \frac{\mathcal{L}_{\text{TE}} - \mathcal{L}_{\text{ST}}}{\mathcal{L}_{\text{TE}}} \quad (9)$$

¹This definition in terms of loss is equal to Burns et al.’s definition in terms of accuracy.

where $\mathcal{L}_{\text{ST}}^C \geq 0$ is the ‘‘ceiling performance’’ (Burns et al., 2024) of the student (the loss the student model could potentially have attained with direct access to the real labels). We do not carefully define or analyze this ceiling performance, since we provide lower bounds on the right-hand side in (9), and hence on the PGR regardless of the ceiling.

Specific Activation and Data Models. We study two different variants of the random feature model (aka 2-layer network with random and fixed bottom layer) introduced above, which differ in the choice of activation function and input distribution:

Model 2.2 (2-layer ReLU Network). The activation functions $\sigma(z) = \max(z, 0)$ is a standard ReLU function, the bottom layer weights \mathbf{u} are uniform over the sphere, i.e. $\mathcal{U} = \text{Unif}(\mathbb{S}^{d-1})$ in (2), and the inputs \mathbf{x} are also uniformly distributed on the sphere, i.e. $\mathcal{D} = \text{Unif}(\mathbb{S}^{d-1})$. In this model, we will consider target function $f^*(x)$ which are even polynomials.

Model 2.3 (Linear Network). The activation functions $\sigma(z) = z$ is linear (i.e. this is a linear neural net), and the bottom layer weights \mathbf{u} are standard Gaussian, i.e. $\mathcal{U} = N(0, \mathbf{I}_d)$ in (2). This time the inputs \mathbf{x} are non-isotropic and are drawn from a Gaussian $\mathcal{D} = N(0, \Psi)$ with diagonal covariance $\Psi = \text{diag}(\psi_1, \psi_2, \dots, \psi_d)$ with ψ_i decreasing. Here, we will consider linear targets supported on the first top coordinates.

Model 2.3 is fairly general and was studied by e.g. Lin et al. (2024) as a model for studying scaling laws. It can also be thought of as capturing a model where each unit outputs $\langle \mathbf{u}, \phi(\mathbf{x}) \rangle$, where $\phi(\cdot)$ captures what happens in additional lower layers, which creates a non-isotropic representation at the top layer.

3 Quantifying Weak-to-Strong Generalization

We are now ready to establish weak-to-strong generalization, starting with the ReLU 2.2:

Theorem 3.1 (Weak-to-Strong generalization with 2-layer ReLU Network). *Consider the ReLU Model 2.2 and the weak-to-strong setup of Section 2, for any dimension d and teacher size M_{TE} . Consider a target f^* that is an even polynomial² of degree at most k normalized s.t. $\mathbb{E}[f^{*2}] = 1$, with any even degree k . If $M_{\text{TE}} \geq \Theta(d^{2k})$ and the student is trained with some stopping time $T = \Theta_{d,k}(\log M_{\text{TE}})$, then we have that with probability at least $1 - \frac{3}{M_{\text{TE}}}$*

$$\mathcal{L}_{\text{ST}} \leq O_{d,k} \left(\frac{\log^2 M_{\text{TE}} + \log^2 \mathcal{L}_{\text{TE}}}{\sqrt{M_{\text{TE}}}} \mathcal{L}_{\text{TE}} \right),$$

and so $\mathcal{L}_{\text{ST}}/\mathcal{L}_{\text{TE}} \rightarrow 0$ and $\text{PGR} \rightarrow 1$ as M_{TE} increases.

Furthermore, under the Gaussian Universality Ansatz³, for⁴ $d > 200$, $\mathcal{L}_{\text{TE}} = \Omega_{d,k}(\frac{1}{M_{\text{TE}}^{1.02}})$, and so as $M_{\text{TE}} \rightarrow \infty$ we have that

$$\mathcal{L}_{\text{ST}} = \tilde{O}_{d,k}(\mathcal{L}_{\text{TE}}^{1.49}).$$

²Or more generally, a sum of a linear function and an even polynomial.

³The Gaussian Universality Ansatz states that when sampling \mathbf{x} the Gaussian universality holds for the eigenfunctions in the sense that the expected risk remains unchanged if we replace them with Gaussian with appropriate parameters Simon et al. (2021). In our setting, this can be differently stated as the expected risk for Model 2.2 will remain unchanged if we replace it with infinitely dimensional Model 2.3 with the appropriate covariance. Formally, the lower bound on \mathcal{L}_{TE} and an upper bound on T are conditional on the eigenframework. This assumption has been empirically verified in a number of settings (Simon et al., 2021; Canatar et al., 2021; Wei et al., 2022; Misiakiewicz & Saeed, 2024).

⁴This choice of dimension is arbitrary. We can get close to $\mathcal{L}_{\text{ST}} = \tilde{O}_{d,k}(\mathcal{L}_{\text{TE}}^{1.5})$ with a larger d .

For a more detailed statement spelling out the dependence on the degree k and stopping time T see Theorem 6.7 and for the proof see Appendix E.

Theorem 3.1 already establishes that in Model 2.2, weak-to-strong generalization provably happens for a large set of targets, and for large teachers, we can get a performance gap recovered (PGR) arbitrarily close to 1. We see also that the PGR is not a fine enough measure of weak-to-strong generalization, since the separation is obtained when the teacher error is small, and the PGR does not tell us how small the student error \mathcal{L}_{ST} can be as a function of the teacher error \mathcal{L}_{TE} : having $\text{PGR} \rightarrow 1$ only says that the student error \mathcal{L}_{ST} goes to zero superlinearly faster than the teacher error \mathcal{L}_{TE} , but not how much faster. Indeed, we can see that even in the ReLU Model 2.2, the student error is *polynomially* smaller, by an *exponent* of at least 1.49. This last result relies on the widely verified Gaussian Universality Ansatz, and is also verified in our experiments: in Figure 2(a), we show that when the target f^* is linear, with proper early stopping time, the loss ratio $\mathcal{L}_{\text{ST}}/\mathcal{L}_{\text{TE}}$ decreases when M_{TE} grows. Furthermore, in Figure 2(b), we observe the student loss \mathcal{L}_{ST} is polynomially smaller than the teacher loss \mathcal{L}_{TE} with an estimated exponent even above our bound. Indeed, we expect our bound on the behavior of ReLU Random Feature Networks is loose, and it might be possible to establish an even stronger separation.

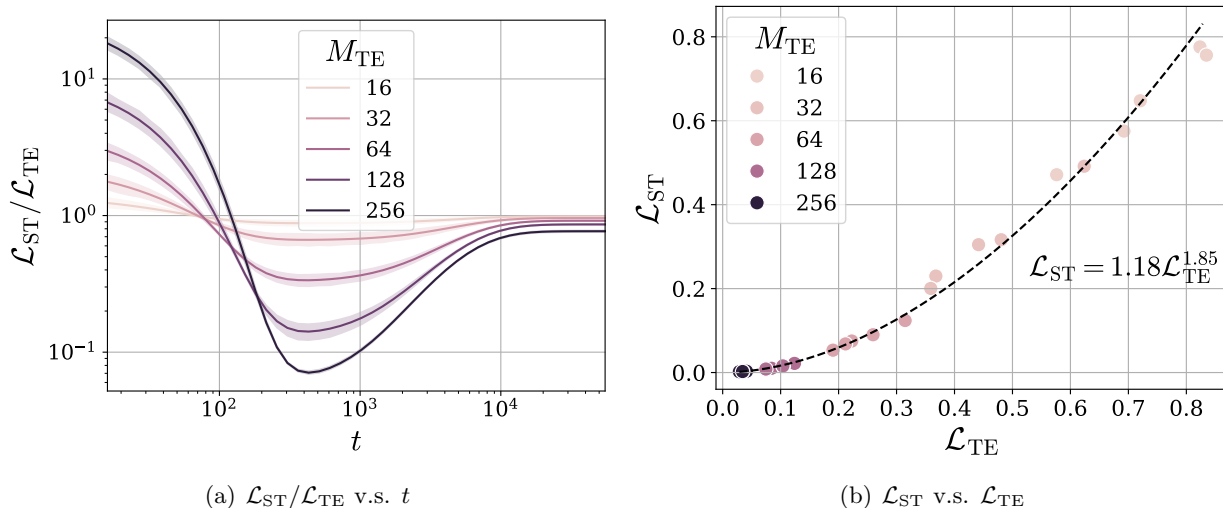


Figure 2: Weak-to-strong generalization happens in ReLU random feature networks (Model 2.2) with input dimension $d = 32$, student size $M_{\text{ST}} = 16384$, and teacher size $M_{\text{TE}} \in \{16, \dots, 256\}$. We consider a linear target function $f^*(\mathbf{x}) = \langle \beta, \mathbf{x} \rangle$ for unit norm some β . Figure 2(a) plots the ratio between student loss \mathcal{L}_{ST} and teacher loss \mathcal{L}_{TE} , with varying teacher size M_{TE} and gradient flow training time t . With appropriate stopping time, we see a significant weak-to-strong generalization gain. This gain diminishes with overtraining and running gradient flow to convergence, the student mimics the teacher, has the same error, and does not exhibit weak-to-strong generalization. In Figure 2(b), we fit the minimal student loss \mathcal{L}_{ST} (at the optimal stopping time for each teacher size) as a power law function of the teacher loss \mathcal{L}_{TE} , confirming Theorem 3.1. See Appendix H for simulation details.

In order to demonstrate a stronger separation theoretically, and also avoid the Gaussian Universality Ansatz, we turn to the Linear Network Model 2.3:

Theorem 3.2 (Weak-to-Strong Generalization with Linear Network). *Consider the linear network Model 2.3, with $\Psi_d = (1, \dots, 1, \psi_*, \dots, \psi_*)$, where 1 is repeated k times and $\psi_* = (d - k)^{-2/3}$ is*

repeated $d - k$ times, and a linear target $f^*(\mathbf{x}) = \langle \beta, \mathbf{x} \rangle$ supported by the first k coordinates, i.e. $\beta_i = 0$ for $i > k$ that is normalized $\mathbb{E}[f^{*2}] = 1$. In the weak-to-strong setting of Section 2, for any k and $d > k + Ck^3$ (where C is an absolute constant), and a teacher of size $M_{\text{TE}} = (d - k)^{2/3}$, if the student is trained until time $T = \Theta(\log M_{\text{TE}})$, we have that with probability at least 0.99 for all M_{TE} ,

$$\mathcal{L}_{\text{ST}} \leq \tilde{O}(k\mathcal{L}_{\text{TE}}^2).$$

In particular, for any fixed k , as $d, M_{\text{TE}} \rightarrow \infty$, we have that $\text{PGR} \rightarrow 1$.

A more general statement for Model 2.3 that holds for any covariance matrix Ψ and target is given in Theorem 6.8. For the proof, see Appendix D. We indeed observe the behavior described by the Theorem in simulation experiments, as presented in Figure 3, where we can see the student loss \mathcal{L}_{ST} is indeed quadratically smaller than the teacher loss \mathcal{L}_{TE} , already for moderately sized networks.

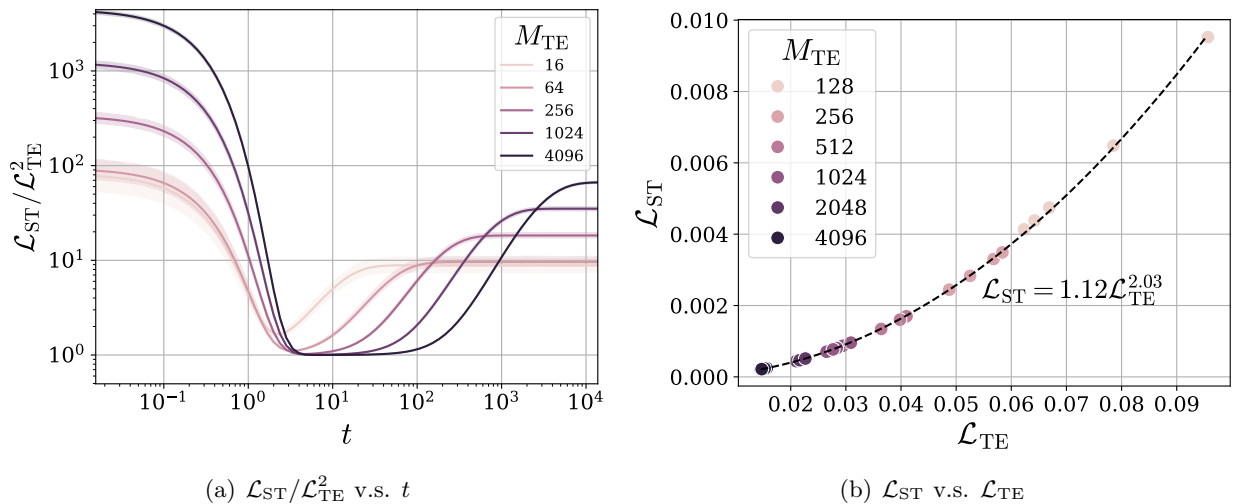


Figure 3: Weak-to-Strong generalization happens in antitropic random linear feature networks (Model 2.3). Here we used an input distribution as in Theorem 3.2, with $k = 1$ and a target function $f^* = \langle e_1, \mathbf{x} \rangle$ where e_1 is the first standard basis vector. Figure 3(a) plots the ratio between the student loss \mathcal{L}_{ST} and squared teacher loss $\mathcal{L}_{\text{TE}}^2$, with varying teacher size M_{TE} , and where the dimensionality $d = M_{\text{TE}}^{3/2}$ as set as in the scaling of Theorem 3.2, as a function of the gradient flow time t . With proper early stopping time $\mathcal{L}_{\text{ST}}/\mathcal{L}_{\text{TE}}^2$ converges to approximately 1 as M_{TE} grows, confirming that for large M_{TE} we have $\mathcal{L}_{\text{ST}} \propto \mathcal{L}_{\text{TE}}^2$ as in Theorem 3.2. This is also confirmed in Figure 3(b), where we fit the student loss \mathcal{L}_{ST} as a power law function of teacher loss \mathcal{L}_{TE} , and recover an excellent fit with an exponent very close to 2. We again see overtraining diminishes weak-to-strong generalization. See Appendix H for simulation details.

3.1 $\Theta(1)$ -error asymptotics

Both in Theorem 3.1 and Theorem 3.2, we get decaying teacher error \mathcal{L}_{TE} and hence $\text{PGR} \rightarrow 1$ as M_{ST} increases. This is in contrast to how PGR behaves with language tasks - in Burns et al. (2024) PGR does not get close to 1 but is fluctuating between 20% and 80%. In this subsection, we show an example of a linear network Model 2.3 where the teacher loss \mathcal{L}_{TE} behaves as constant as the number of teacher features M_{ST} increases. Additionally, we show that in Model 2.2 we can't have $\Theta(1)$ -error asymptotics in fixed dimension d .

Theorem 3.3 ($\Theta(1)$ -error asymptotics). *If in Model 2.3 we take $f^* = x_1$, $\Psi_d = (1, \sqrt{\frac{\alpha}{d-1}}, \dots, \sqrt{\frac{\alpha}{d-1}})$, and $M_{\text{TE}} = \sqrt{\frac{d-1}{\alpha}}$, where $\alpha \in (\Theta(\frac{1}{d^{0.49}}), 1)$ is a fixed constant, then for all d with probability at least 0.99*

$$\mathcal{L}_{\text{TE}} > 0.98 \frac{\alpha}{1 + \alpha} \quad \text{and} \quad \mathcal{L}_{\text{ST}} \leq 100 \mathcal{L}_{\text{TE}}^2.$$

Note that in this case PGR can get close to 1 for the right choice of α even as \mathcal{L}_{TE} and \mathcal{L}_{ST} are both bounded away from 0, even when $M_{\text{TE}} \rightarrow \infty$. For the proof of Theorem 3.3 see Appendix D.2.

On the other hand, for ReLU Model 2.2 in fixed dimension d , we don't have $\Theta(1)$ -error asymptotics for any target function that is a sum of an even and a linear functions (i.e. that can be represented by Model 2.2).

Theorem 3.4 (No $\Theta(1)$ -error asymptotics for ReLU). *Under Gaussian Universality, if f^* is spanned by the spherical harmonics of order that is even and at most k or 1, for Model 2.2 in fixed dimension d*

$$\mathcal{L}_{\text{TE}} = o(1),$$

i.e. we have to have $\mathcal{L}_{\text{TE}} \rightarrow 0$ as $M_{\text{TE}} \rightarrow \infty$.

For the proof of Theorem 3.4 see Appendix G.2.

4 The Limit of Weak to Strong Generalization

One might ask if in some cases the student can achieve an even larger improvement upon the teacher than the quadratic bounds we have shown in Theorem 3.2. However, in Theorem 4.1 we show that for fairly general weak-to-strong setups, quadratic improvements are still the best that we could hope for. More specifically, for any two-layer model as in (1) with fixed random bottom layer as in (2), with any activation function and any bottom layer distribution \mathcal{U} , and any number of teacher units M_{TE} , and as long as the teacher is optimally trained as in (3), for any student stopping time T , the student error can be at most quadratically better than the teacher's. That is, Theorem 4.1 shows that the separation in Theorem 3.2 is the largest possible. This result can hold even if the features are not i.i.d. sampled, see Theorem 6.11 for a result that applies in this case.

Theorem 4.1 (Limit of Random Feature Weak to Strong Generalization). *For any Random Feature Network Weak-to-Strong training as in Section 2, any normalized target $\mathbb{E}[f^{*2}] = 1$, and any student stopping time T , we have that*

$$\mathcal{L}_{\text{ST}} \geq \frac{(\sqrt{1 + 3\mathcal{L}_{\text{TE}}} - \sqrt{1 - \mathcal{L}_{\text{TE}}})^2}{4} \geq \frac{3}{4} \mathcal{L}_{\text{TE}}^2.$$

See Theorem 6.11 for a more general version and Appendix F for the proof.

Theorem 4.1 informs us of the limit of weak-to-strong generalization *in random feature networks trained with early-stopped gradient descent*. Together with Theorems 3.1 and 3.2, we see that even a Random Feature Network can exhibit weak to strong generalization, with PGR arbitrarily close to one, but that we cannot have arbitrarily high teacher error and arbitrarily low student error. For example, we cannot have a situation in which the teacher error is very close to the null risk $\mathbb{E}[f^{*2}]$,

i.e. the teacher is barely learning, while the student error is low (if $\mathcal{L}_{\text{TE}} \approx 1$ then $\mathcal{L}_{\text{ST}} \approx 1$). That is, weak-to-strong learning *cannot* significantly “boost” a teacher that is only slightly better than chance. And, in order for the student error to go to zero, *the teacher error must also go to zero*. Additionally, this theorem shows that if the teacher is going to zero, the student error can go to zero at most quadratically faster. An important caveat here is that these limitations on weak-to-strong learning apply *only for Random Feature Networks*. Understanding how these limitations play out in Random Feature Networks prompts one to ask whether such limits exist also in more complex model or more generally.

5 How Does Weak-to-Strong Generalization Happen?

Linear Network. To understand how the student can correct their weak teacher and obtain a lower error, let us first consider linear networks as in Model 2.3. In this case, both weak and strong models, $f_{\mathbf{w},\mathbf{u}}(\mathbf{x})$ are linear functions of \mathbf{x} , and thus can be written as $f_{\mathbf{w},\mathbf{u}}(\mathbf{x}) = \langle \beta, \mathbf{x} \rangle$ where $\beta = \mathbf{w}\mathbf{U}$. First, let us understand the student’s learning rule. Learning a predictor f with an early stopped gradient descent shrinks $f - f_{\mathbf{w},\mathbf{u}}$ in the direction of $\sigma(\langle \mathbf{u}_i, \mathbf{x} \rangle) = (\mathbf{U}_S \mathbf{x})_i$ proportional to its variance. With $M_{\text{ST}} \rightarrow \infty$, the shrinkage of $f - f_{\mathbf{w},\mathbf{u}}$ will be in directions x_i proportional to their variance ψ_i . This is because as $M_{\text{ST}} \rightarrow \infty$ we have that $\mathbf{U}_S^\top \mathbf{U}_S \rightarrow M_{\text{ST}} \mathbf{I}$. This makes learning directions x_i with larger ψ_i , i.e. for smaller i , significantly faster than the ones with smaller ψ_i , i.e. for larger i . By appropriately choosing the stopping time, this allows us to effectively zero out the signal f in directions x_i . Let us now turn to the teacher. Although the signal is entirely in the first few high energy coordinates of \mathbf{x} , if we have a small number of teacher nodes M_{TE} , they will not be directly represented in the hidden layer, i.e. in $\mathbf{U}_T \mathbf{x}$. Instead, the teacher can only learn $\beta_T \in \text{span}(\mathbf{U}_T)$, and so learns β_T to be the projection of f^* to $\text{span}(\mathbf{U}_T)$. This means that β_T has some energy (non-zero coefficients) in all the coordinates. The student shrinkage will reduce the noise in low energy coordinates by zeroing out the coefficients along those directions. Therefore, the weak-to-strong improvement comes exactly from improvement along the noise directions. Note that if we train for too long, the effect will be the same on all directions, so there will be no weak-to-strong generalization. So early stopping is crucial in this setup.

As student training progresses we fit more of the teacher’s signal, but the shrinkage effect reduces. This can be seen in Figures 2 and 3, where overtraining hurts weak-to-strong generalization. At the limit, as training time goes to infinity, the student would converge to exactly mimicking the teacher, and thus converge to the teacher error, without any weak-to-strong benefit, as can be clearly seen in Figure 2.

The difficulty of applying this reasoning is that we need to establish that a significant portion of the teacher error is actually present in the noise direction. In Theorem 3.1 and Theorem 3.2, we not only show that a significant portion of the teacher’s error \mathcal{L}_{TE} will be along the low energy directions but also that when the number of teacher’s units M_{TE} is large, most of the teacher’s error lies along the low energy, i.e. noise directions. Our main result, Theorem 6.3, handles this difficulty. Proving that most of the teacher error \mathcal{L}_{TE} is in the low energy directions allows us to conclude that the PGR goes to 1 as the number of teacher units M_{TE} increases, instead of just being positive, and establish a quantitative relationship between the student and teacher errors.

2-layer ReLU For ReLU, we have a similar situation, except now the relevant basis is not the coordinates of the input \mathbf{x}_i but rather spherical harmonics. SGD shrinkage will be along a specific basis of functions with respect to the probability distribution $\mathcal{D} = \text{Unif}(\mathbb{S}^{d-1})$, which are the spherical

harmonics $\{\{\phi_{i,k}\}_{i=1}^{N_k}\}_{k=1}^{\infty}$. The i index indicates there are multiple spherical harmonics of order k , namely N_k of them. So the teacher predictor is given by

$$f_{\text{teacher}}(\mathbf{x}) = \sum_{i,k} \beta_{i,k} \phi_{i,k}(\mathbf{x}).$$

The student will learn the teacher’s coefficients for $\phi_{i,k}$, $\beta_{i,k}$, faster for the spherical harmonics of lower order k . So, if we select the stopping time T correctly, the student will learn $\beta_{i,k}$ almost completely for all k up to some index k_0 depending on T , while for $k > k_0$ the student will be very close to 0. This means that the student can denoise the direction of $\phi_{i,k}$ for $k > k_0$. So, in particular, if all of the signal f^* is aligned with the directions of the first k_0 order of spherical harmonics, then everything the teacher learns in the directions $\phi_{i,k}$ for $k > k_0$ is the incorrectly learned noise. Zeroing out this incorrectly learned noise enables weak-to-strong generalization.

To understand why this is the case, we turn to the dynamics of GF (Equation (6)) in Section 6. This will be simplified if we consider the student’s network as a kernel.

6 General Setup and Results

In this section, we state our result in its full generality. We first introduce our general setup and assumptions, and then state our main result on weak-to-strong generalization. Then we provide a negative result on the limit of weak-to-strong generalization.

6.1 Setup

Gradient Flow Dynamics. We first introduce the function space view of gradient flow over the top layer of the student’s network Equation (6). The main benefit of working in function space from parameter space is allowing us to analyze the infinite-width limit in the same space. We first recall we parametrize the student in Equation (7) as:

$$f_{\text{student}} = f_{\mathbf{w}_s, \mathbf{u}_s}(\mathbf{x}) = \sum_{i=1}^{M_{\text{ST}}} w_{s,i} \sigma(\langle \mathbf{u}_{s,i}, \mathbf{x} \rangle).$$

Let $\langle \cdot, \cdot \rangle_{\mathcal{D}}$ be the inner product with respect to \mathcal{D} , defined as $\langle f, g \rangle_{\mathcal{D}} := \mathbb{E}_{\mathbf{x} \sim \mathcal{D}} [f(\mathbf{x})g(\mathbf{x})]$. Let $\sigma_{s,i}(\mathbf{x}) = \sigma(\langle \mathbf{u}_{s,i}, \mathbf{x} \rangle)$. Then, Equation (6) in function space is

$$\begin{aligned} \frac{d}{dt} f_{\mathbf{w}_s(t), \mathbf{u}_s}(\mathbf{x}) &= -\frac{1}{M_{\text{ST}}} \sum_{i=1}^{M_{\text{ST}}} \mathbb{E}_{\mathbf{y} \sim \mathcal{D}} \langle f_{\mathbf{w}_s(t), \mathbf{u}_s}(\mathbf{y}) - f_{\text{teacher}}(\mathbf{y}), \sigma_{s,i}(\mathbf{y}) \rangle \sigma_{s,i}(\mathbf{x}) \\ &= -\mathbb{E}_{\mathbf{y} \sim \mathcal{D}} [K_{M_{\text{ST}}}(\mathbf{x}, \mathbf{y}) (f_{\mathbf{w}_s(t), \mathbf{u}_s}(\mathbf{y}) - f_{\text{teacher}}(\mathbf{y}))] \end{aligned} \quad (10)$$

where $K_{M_{\text{ST}}}(\mathbf{x}, \mathbf{y}) = \frac{1}{M_{\text{ST}}} \sum_{i=1}^{M_{\text{ST}}} \sigma_{s,i}(\mathbf{x}) \sigma_{s,i}(\mathbf{y})$ is the empirical kernel.

Taking $M_{\text{ST}} \rightarrow \infty$, the solution of Equation (10) converges to the solution of the following equation:

$$\frac{d}{dt} f_t(\mathbf{x}) = -\mathbb{E}_{\mathbf{y} \sim \mathcal{D}} [\mathcal{K}(\mathbf{x}, \mathbf{y}) (f_t(\mathbf{y}) - f_{\text{teacher}}(\mathbf{y}))], \quad (11)$$

where

$$\mathcal{K}(\mathbf{x}, \mathbf{x}') := \mathbb{E}_{\mathbf{u} \sim \text{unif}(\mathbb{S}^{d-1})} [\sigma(\langle \mathbf{u}, \mathbf{x} \rangle) \sigma(\langle \mathbf{u}, \mathbf{x}' \rangle)]. \quad (12)$$

The kernel \mathcal{K} can be decomposed as $\mathcal{K}(\mathbf{x}, \mathbf{x}') = \sum_{k \geq 1} \lambda_k e_k(\mathbf{x}) e_k(\mathbf{x}')$, where $\lambda_1 \geq \lambda_2 \geq \lambda_3 \geq \dots$ are the eigenvalues of the associated kernel operator in descending order, and $e_1(\mathbf{x}), e_2(\mathbf{x}), e_3(\mathbf{x}), \dots$ are orthonormal eigenfunctions, that is, $\langle e_i, e_j \rangle_{\mathcal{D}} = \delta_{ij}$. This allows us to decompose the gradient flow dynamics (Equation (10)) into simple ODEs for each eigendirection, which can be easily solved. With this decomposition, we can derive the following closed-form expression for the gradient flow dynamics of the student (Equation (6)) at time t :

$$f_t = \sum_{k \geq 1} \left(1 - e^{-\lambda_k t}\right) \langle f_{\text{teacher}}, e_k \rangle_{\mathcal{D}} e_k \quad (13)$$

We note that given data distribution \mathcal{D} (and thus the inner-product $\langle \cdot, \cdot \rangle_{\mathcal{D}}$), the above solution of gradient flow at time t is only a function of target f^* , time t , and the kernel \mathcal{K} , which we denote by

$$f_t = \mathcal{T}_t^{\mathcal{K}}(f_{\text{teacher}}), \quad \text{where} \quad \mathcal{T}_t^{\mathcal{K}} \triangleq \text{id} - e^{-t\mathcal{K}}, \quad (14)$$

where id is the identity mapping. In other words, if different two-layer networks have different bottom layers but with the same induced kernel, they lead to same training behavior under gradient flow. For an outline of the derivation of gradient flow dynamics, see Appendix A.

Using Equation (13), we can understand how weak-to-strong happens from Section 5 more clearly. To instantiate Equation (13) to Section 5, note that $\langle f_{\text{teacher}}, e_k \rangle_{\mathcal{D}}$ is what we call β_i and $e_i(\mathbf{x})$ are x_i in Model 2.3 and spherical harmonics $\phi_{i,k}(\mathbf{x})$ in Model 2.2. Note that since λ_k are decreasing, $1 - e^{-\lambda_k t}$ is closer to 1 for larger eigenvalues λ_i , i.e. smaller indices i . Therefore, if there is K for which λ_{K+1} is significantly smaller than λ_K , then for stopping time $T \propto (\frac{1}{\lambda_K}, \frac{1}{\lambda_{K+1}})$, $e^{-\lambda_i T}$ are all going to be close to 0 for $i \leq K$, but $e^{-\lambda_i T}$ for $i \geq K + 1$ will be close to 1, effectively zeroing out f_{teacher} in directions $e_{\geq K+1}$. This is the intuition behind Theorem 6.3, which we state now.

Notations. For $S \geq K$, let $\mathbf{A}_S, \mathbf{B}_S \in \mathbb{R}^{m \times m}$ be the Gram matrices of random units projected onto or out of the top- S eigenspace of \mathcal{K} , i.e., $A_{S,i,j} := \sum_{k=1}^S \langle g_i, e_k \rangle_{\mathcal{D}} \langle g_j, e_k \rangle_{\mathcal{D}}$, $B_{S,i,j} := \sum_{k \geq S+1} \langle g_i, e_k \rangle_{\mathcal{D}} \langle g_j, e_k \rangle_{\mathcal{D}}$. Let κ_S be the following key quantity for characterizing the weak-to-strong generalization gap, which will be useful in Theorem 6.3,

$$\kappa_S := \frac{1}{1 + \lambda_1 ((\sqrt{\mathbf{A}_S})^+ \mathbf{B}_S (\sqrt{\mathbf{A}_S})^+)}. \quad (15)$$

κ_S measures the alignment of the teacher's features with the top- S eigenspace of the student kernel. As explained in Section 5, this misalignment is crucial for enabling weak-to-strong generalization in this setup. We omit the subscript S and write \mathbf{A}, \mathbf{B} and κ when S is clear from the context.

Furthermore, we assume that the student's kernel \mathcal{K} correctly captures the prior of the target function f^* in the sense that f^* is supported on the top- K eigenspace of \mathcal{K} with nonzero eigenvalues:

Assumption 6.1 (Ground Truth). f^* is supported on the top- K eigenspace of \mathcal{K} corresponding to nonzero eigenvalues, i.e., if $\lambda_k = 0$ for $k \leq K$ then $\langle f^*, e_k \rangle_{\mathcal{D}} = 0$ and $\forall k > K : \langle f^*, e_k \rangle_{\mathcal{D}} = 0$.

Finally, we will assume that no two units in the first layer of the teacher will be linearly dependent among the first K directions e_i .

Assumption 6.2. $\text{rank}(\mathbf{A}_K) = K$.

This assumption is satisfied almost surely for Model 2.2 and Model 2.3.

6.2 Provable Weak-to-Strong Generalization

6.2.1 Main Theorems

Theorem 6.3 (Weak-to-Strong Multiplicative Error Improvement). *For any groundtruth f^* , p.s.d. kernel \mathcal{K} and positive integer K satisfying Assumption 6.1 and any teacher model $f_{teacher}$ satisfying Assumption 6.2 and Assumption 2.1 ($f_{teacher}$ attaining minimum loss), then for any time $T > 0$, then the test loss of student $f_{student} \triangleq \mathcal{T}_T^K(f_{teacher})$ has the following upper bound:*

$$\mathcal{L}_{ST} \leq \inf_{S \geq K} \left\{ (1 - (1 - \lambda_{S+1}^2 T^2) \kappa_S) \mathcal{L}_{TE} + \frac{e^{-\lambda_K T}}{2 - e^{-\lambda_K T}} \|f^*\|_{\mathcal{D}}^2 \right\}.$$

Theorem 6.3 shows that if there is a large enough eigengap between λ_i so that κ_S is close to 1, then we can select the early stopping time T so that the student is only left with $(1 - \kappa_S)$ fraction of teacher’s loss. See Appendix C for the proof.

In Theorem 6.5, we instantiate Theorem 6.3 for a 2-layer network with arbitrary activation, defined in Model 6.4.

Model 6.4 (2-layer Network). Consider a 2-layer network with an activation function σ that is bounded on $[-1, 1]$. Let the distribution \mathcal{D} be $\mathbf{x} \sim \text{Unif}(\mathbb{S}^{d-1})$. The first layer parameters \mathbf{u}_i are initialized randomly isotropically, i.e. $\mathbf{u}_i \sim \text{Unif}(\mathbb{S}^{d-1})$. Let $\{\sigma_i\}_{i=1}^\infty$ be the nonzero coefficients of the activation function $\sigma(\langle \mathbf{x}, \mathbf{t} \rangle)$ in the basis of spherical harmonics, i.e. $\sigma(\langle \mathbf{x}, \mathbf{t} \rangle) = \sum_{i,k} \sigma_i \phi_{i,k}(\mathbf{x}) \phi_{i,k}(\mathbf{t})$, where the sum goes over only the nonzero σ_i . Here $\phi_{i,k}$ is the i -th spherical harmonic of order k and is also the eigenbasis of the induced kernel (Equation (12))⁵.

Theorem 6.5 (Weak-to-Strong Generalization with 2-layer NN). *Under Model 6.4, let Assumption 6.1 be satisfied for groundtruth f^* , population kernel \mathcal{K} (Equation (12)) and positive integer K . If $M_{TE} \geq K$ and the teacher attains the minimum loss (Assumption 2.1), then for any $\delta_T \in (0, 1)$ and the student trained to stopping time $T = \frac{1}{\sigma_K} \log \frac{1}{\delta_T}$, with probability at least $1 - \frac{2}{M_{TE}} - K \exp(-\frac{c}{2} \frac{M_{TE}}{K})$ over the randomness of teacher features, it holds that*

$$\mathcal{L}_{ST} \leq \inf_{S \geq K} \left\{ \frac{4(\sum_{k=1}^S \sigma_k^2)(\sum_{k=S+1}^\infty \sigma_k^2) \log^2 M_{TE}}{\sigma_S^4 M_{TE}} \mathcal{L}_{TE} + \frac{\sigma_{S+1}^4}{\sigma_K^4} \left(\log \frac{1}{\delta_T} \right)^2 \mathcal{L}_{TE} \right\} + \frac{\delta_T}{2 - \delta_T} \|f^*\|_{\mathcal{D}}^2.$$

For the proof of this theorem see Appendix E.

Having established Theorem 6.5 for general 2-layer networks, we are ready to apply it to ReLU and linear networks, i.e., Model 2.2 and Model 2.3.

6.2.2 ReLU Networks

For ReLU activation in Model 2.2, the expansion of σ in the basis of spherical harmonics $\phi_{k,i}$ will be $(\sigma_1, \dots, \sigma_1, \sigma_2, \dots, \sigma_2, \dots)$ where each σ_i repeats $N_k = \frac{(2k+d-2)(k+d-3)!}{k!(d-2)!}$ times, which is the order of the k -th spherical harmonics in d dimensions. Furthermore, σ_k is nonzero only for even k and $k = 1$.

As 2-layer ReLU networks, Model 2.2, can only represent functions spanned by spherical harmonics that are either order 1 or even order, i.e. sums of linear and even functions, we make the following restrictions on the target function.

⁵The existence of such a decomposition follows from the Funk-Hecke formula

Assumption 6.6 (Ground Truth For 2-layer ReLU). f^* is supported on the spherical harmonics of order 1 or even order less than or equal to k . In this case, we will denote $K = N_0 + N_1 + \dots + N_k$.

Theorem 6.7 (Weak-to-Strong Generalization with 2-layer ReLU NN). *Under Model 2.2, let Assumption 6.6 be satisfied for f^* and k and K . If the teacher attains minimum loss $\mathcal{L}_{\text{TE}} = \hat{\mathcal{L}}_{\min}$, then the student trained to early stopping time $T = \frac{1}{\sigma_k^2} \log \frac{1}{\delta_T}$ will have with probability at least $1 - \frac{2}{M_{\text{TE}}} - K \exp(-c \frac{M_{\text{TE}}}{K})$,*

$$\mathcal{L}_{\text{ST}} \leq O_d \left(\frac{1}{\sqrt{M_{\text{TE}}}} (\log M_{\text{TE}})^2 \right) \cdot \mathcal{L}_{\text{TE}} + O_d \left(\frac{1}{\sigma_k^4 \sqrt{M_{\text{TE}}}} \right) \cdot \left(\log \frac{1}{\delta_T} \right)^2 \mathcal{L}_{\text{TE}} + \frac{\delta_T}{2 - \delta_T} \|f^*\|_{\mathcal{D}}^2.$$

Here c is an absolute constant.

For the proof of this theorem see Appendix E.1.

6.2.3 Linear Networks

Finally, we can state the general bound for linear networks, Model 2.3.

Theorem 6.8 (Weak-to-Strong Generalization in Linear Networks). *For Model 2.3, if f^* is spanned by the first K coordinates and if the teacher attains minimum loss $\mathcal{L}_{\text{TE}} = \hat{\mathcal{L}}_{\min}$, then for the student trained until time T we have with probability at least $1 - \frac{4}{m}$ that*

$$\mathcal{L}_{\text{ST}} \leq \inf_{S \geq K} \left\{ \frac{(\sum_{i=1}^S \psi_i)(\sum_{i=S+1}^d \psi_i)}{\psi_S^2} \frac{(\log m)^2}{m} \mathcal{L}_{\text{TE}} + \psi_{S+1} T^2 \mathcal{L}_{\text{TE}} \right\} + \frac{e^{-\psi_K T}}{2 - e^{-\psi_K T}} \|f^*\|_{\mathcal{D}}^2.$$

For the proof, see Appendix D.

6.3 Limits of Weak-to-Strong Generalization

In this subsection, we will prove a more general lower bound for student loss in weak-to-strong setups, including gradient flow as a special case. We will first introduce the key concept, *shrinking optimality* (Definition 6.9) and show that the gradient flow solution is shrinkage optimal with respect to its target function (Lemma 6.10). Then we will state the main result under shrinking optimality, Theorem 6.11, which shows that the student can be at most quadratically better than the teacher in weak-to-strong generalization.

Definition 6.9 (Shrinking Optimality). Given two functions $f, f' : \mathbb{R}^d \rightarrow \mathbb{R}$, we say f is *shrinking-optimal* with respect to f' if for any $0 \leq \alpha \leq 1$, $\mathbb{E}_{\mathbf{x}}((f(\mathbf{x}) - f'(\mathbf{x}))^2) \leq \mathbb{E}_{\mathbf{x}}((\alpha f(\mathbf{x}) - f'(\mathbf{x}))^2)$.

We will show that for gradient flow solutions, the learned predictor is shrinkage optimal with respect to the target.

Lemma 6.10 (Shrinkage Optimality of Gradient Flow Solutions). *For any positive semi-definite kernel \mathcal{K} , time $T > 0$, and ground truth f^* , the gradient flow solution $f_T = \mathcal{T}_T^{\mathcal{K}}(f^*)$ is shrinkage optimal with respect to f^* in the sense of Definition 6.9.*

Lemma 6.10 shows that in the setup considered in Section 2, the teacher and the student both satisfy Definition 6.9 with respect to target and the teacher predictor.

Theorem 6.11 (General Limitation of Weak-to-Strong Generalization). *For any target f^* with unit norm, i.e., $\|f^*\|_{\mathcal{D}} = 1$, for any teacher $f_{teacher}$ that is shrinking-optimal to f^* and any student $f_{student}$ that is shrinking-optimal to $f_{teacher}$, it holds that*

$$\mathcal{L}_{ST} \geq \frac{(\sqrt{1 + 3\mathcal{L}_{TE}} - \sqrt{1 - \mathcal{L}_{TE}})^2}{4} \geq \frac{3}{4}\mathcal{L}_{TE}^2.$$

For the proof of Theorem 6.11 see Appendix F.

Bootstrapping. A natural question to ask is whether extending the weak-to-strong setup described in Section 2 to use multiple students helps improve over just one student, similar to boosting. We show that allowing multiple students instead of just one would still run into the same limitation of weak-to-strong generalization, under a similar set of conditions on the optimality of the teacher and student predictors.

Theorem 6.12 (Limitation of Weak-to-Strong Generalization with a Bounded Student). *If the target f^* is normalized, $\mathbb{E}_{\mathbf{x} \sim \mathcal{D}}[(f^*(\mathbf{x}))^2] = 1$, then for any teacher $f_{teacher}$ shrinking-optimal w.r.t. f^* and any student $f_{student}$ has smaller norm than the teacher, i.e., $\|f_{student}\|_{\mathcal{D}} \leq \|f_{teacher}\|_{\mathcal{D}}$, we have that*

$$\mathcal{L}_{ST} \geq \left(1 - \sqrt{1 - \mathcal{L}_{TE}}\right)^2 \geq \frac{1}{4}\mathcal{L}_{TE}^2$$

Corollary 6.13 (Limitation of Weak-to-Strong Generalization with Bootstrapping). *If the target f^* is normalized, $\mathbb{E}_{\mathbf{x} \sim \mathcal{D}}[(f^*(\mathbf{x}))^2] = 1$, then for any teacher $f_{teacher}$ shrinking-optimal w.r.t. f^* and any chain of student $f_{student}^{(i)}$, $i = 0, 2, \dots, \infty$, where $f_{student}^{(i)} = f_{teacher}$ and $f_{student}^{(i+1)}$ is shrinking-optimal w.r.t. $f_{student}^{(i)}$, we have that for all $i \geq 1$*

$$\mathcal{L}_{ST,i} \geq \left(1 - \sqrt{1 - \mathcal{L}_{TE}}\right)^2 \geq \frac{1}{4}\mathcal{L}_{TE}^2,$$

where $\mathcal{L}_{ST,i}$ is the test loss of the n -th student. In particular, this includes the case where the student $f_{student}^{(i)}$ is trained by gradient flow w.r.t. $f_{student}^{(i-1)}$ for arbitrary stopping time T_i , kernel \mathcal{K}_i (potentially induced by different features).

For the proof of Theorem 6.12 and Corollary 6.13 see Appendix F.

7 Conclusions

We prove that weak-to-strong generalization can happen even in a simple model of two-layer neural networks with random features. We show that in this case the PGR (Performance Gap Recovered) can converge to 1 when teacher loss goes to 0. Additionally, we show an even stronger separation between the teacher and the student, namely that the student error is polynomially smaller than the teacher error. For the ReLU network, we show that the exponent in this polynomial dependence is at least 1.49 while for the linear networks we show that it is 2. Further, we explain that early stopping is crucial for weak-to-strong generalization to occur. Most interestingly, we show that there is an inherent limitation to weak-to-strong generalization in random feature models trained with gradient descent or gradient flow and even more generally. Namely, we show that if the target is normalized, the student error can be at most quadratically smaller than the teacher error. Our quadratic lower bound asserts that the student loss cannot be smaller than square of teacher loss, regardless of the choice of student feature, the early stopping time, and even the number of rounds of bootstrapping.

Acknowledgements

ZL and SA are supported by OpenAI superalignment grant. SA is also supported by NSF, DARPA, ONR. MM would like to thank Theodor Misiakiewicz for providing the reference (Defilippis et al., 2024) and for a useful discussion about it.

References

- Achiam, J., Adler, S., Agarwal, S., Ahmad, L., Akkaya, I., Aleman, F. L., Almeida, D., Altenschmidt, J., Altman, S., Anadkat, S., et al. GPT-4 technical report. *arXiv preprint arXiv:2303.08774*, 2023.
- Arriaga, R. I. and Vempala, S. An algorithmic theory of learning: Robust concepts and random projection. *Machine Learning*, 63-2:161–182, 2006.
- Bansal, H., Hosseini, A., Agarwal, R., Tran, V. Q., and Kazemi, M. Smaller, weaker, yet better: Training llm reasoners via compute-optimal sampling. *arXiv preprint arXiv:2408.16737v2*, 2024.
- Burns, C., Izmailov, P., Kirchner, J. H., Baker, B., Gao, L., Aschenbrenner, L., Chen, Y., Ecoffet, A., Joglekar, M., Leike, J., Sutskever, I., and Wu, J. Weak-to-strong generalization: Eliciting strong capabilities with weak supervision. In *Forty-first International Conference on Machine Learning*, 2024. URL <https://openreview.net/forum?id=ghNRg2mEgN>.
- Canatar, A., Bordelon, B., and Pehlevan, C. Spectral bias and task-model alignment explain generalization in kernel regression and infinitely wide neural networks. *Nature Communications*, 12(1):1–12, 2021.
- Charikar, M., Pabbaraju, C., and Shiragur, K. Quantifying the gain in weak-to-strong generalization. In Globerson, A., Mackey, L., Belgrave, D., Fan, A., Paquet, U., Tomczak, J., and Zhang, C. (eds.), *Advances in Neural Information Processing Systems*, volume 37, pp. 126474–126499. Curran Associates, Inc., 2024.
- Defilippis, L., Loureiro, B., and Misiakiewicz, T. Dimension-free deterministic equivalents and scaling laws for random feature regression. *38th Conference on Neural Information Processing Systems (NeurIPS 2024)*, 2024.
- Ildiz, M. E., Gozeten, H. A., Mondelli, E. O. T. M., and Oymak, S. High-dimensional analysis of knowledge distillation: Weak-to-strong generalization and scaling laws. *arXiv preprint arXiv:2410.18837v1*, 2024.
- Ji, J., Chen, B., Lou, H., Hong, D., Zhang, B., Pan, X., Qiu, T., Dai, J., and Yang, Y. Aligner: Efficient alignment by learning to correct. In *The Thirty-eighth Annual Conference on Neural Information Processing Systems*, 2024. URL <https://openreview.net/forum?id=kq166jACVP>.
- Lang, H., Sontag, D., and Vijayaraghavan, A. Theoretical analysis of weak-to-strong generalization. In *The Thirty-eighth Annual Conference on Neural Information Processing Systems*, 2024.
- Lin, L., Wu, J., Kakade, S. M., Bartlett, P. L., and Lee, J. D. Scaling laws in linear regression: Compute, parameters, and data. *arXiv preprint arXiv:2406.08466v2*, 2024.
- Mei, S., Misiakiewicz, T., and Montanari, A. Generalization error of random features and kernel methods: hypercontractivity and kernel matrix concentration. *arXiv preprint arXiv:2101.10588v1*, 2021.

- Misiakiewicz, T. and Saeed, B. A non-asymptotic theory of kernel ridge regression: deterministic equivalents, test error, and gcov estimator. *arXiv preprint arXiv:2403.08938*, 2024.
- Mulgund, A. and Pabbaraju, C. Relating misfit to gain in weak-to-strong generalization beyond the squared loss. *arXiv preprint arXiv:2501.19105*, 2025.
- Paquette, E., Paquette, C., Xiao, L., and Pennington, J. 4+3 phases of compute-optimal neural scaling laws. *arXiv preprint arXiv:2405.15074v2*, 2024.
- Petrini, L., Cagnetta, F., Vanden-Eijnden, E., and Wyart, M. Learning sparse features can lead to overfitting in neural networks. *arxiv preprint arXiv:2206.12314v2*, 2022.
- Pinelis, I. Optimum bounds for the distributions of martingales in banach spaces. *Ann. Probab.* *22(4)*, pp. : 1679–1706, 1994.
- Radford, A., Wu, J., Child, R., Luan, D., Amodei, D., Sutskever, I., et al. Language models are unsupervised multitask learners. *OpenAI blog*, 1(8):9, 2019.
- Rahimi, A. and Recht, B. Random features for large-scale kernel machines. *Advances in Neural Information Processing Systems 20 (NIPS 2007)*, 2007.
- Shin, C., Cooper, J., and Sala, F. Weak-to-strong generalization through the data-centric lens. In *The Thirteenth International Conference on Learning Representations*, 2025.
- Simon, J. B., Dickens, M., Karkada, D., and DeWeese, M. R. The eigenlearning framework: A conservation law perspective on kernel regression and wide neural networks. *arXiv preprint arXiv:2110.03922*, 2021.
- Somerstep, S., Polo, F. M., Banerjee, M., Ritov, Y., Yurochkin, M., and Sun, Y. A transfer learning framework for weak-to-strong generalization. *arXiv preprint arXiv:2405.16236*, 2024.
- Tao, L. and Li, Y. Your weak llm is secretly a strong teacher for alignment. *arXiv preprint arXiv:2409.08813v1*, 2024.
- Vershynin, R. *Introduction to the non-asymptotic analysis of random matrices*. arXiv1011.3027v7, 2011.
- Wei, A., Hu, W., and Steinhardt, J. More than a toy: Random matrix models predict how real-world neural representations generalize. In *International Conference on Machine Learning*, Proceedings of Machine Learning Research, 2022.
- Wu, D. X. and Sahai, A. Provable weak-to-strong generalization via benign overfitting. In *The Thirteenth International Conference on Learning Representations*, 2025.
- Yang, Y., Ma, Y., and Liu, P. Weak-to-strong reasoning. *arXiv preprint arXiv:2407.13647v2*, 2024.

Appendix

Contents

1	Introduction	1
1.1	Related work	3
2	Two Layer Networks, Random Features, and the Weak-to-Strong Setup	4
3	Quantifying Weak-to-Strong Generalization	6
3.1	$\Theta(1)$ -error asymptotics	8
4	The Limit of Weak to Strong Generalization	9
5	How Does Weak-to-Strong Generalization Happen?	10
6	General Setup and Results	11
6.1	Setup	11
6.2	Provable Weak-to-Strong Generalization	13
6.2.1	Main Theorems	13
6.2.2	ReLU Networks	13
6.2.3	Linear Networks	14
6.3	Limits of Weak-to-Strong Generalization	14
7	Conclusions	15
A	Gradient Flow Dynamics	19
B	Different Model Types	20
B.1	Diagonalizability of the Feature Covariance in Model 2.3	21
C	Proof of Weak-to-Strong Multiplicative Error Improvement	21
C.1	Preliminary Lemmas	21
C.2	Proof of Theorem 6.3	22
C.3	General Lower Bound on κ_S	25
D	Weak-to-Strong Bound Applied to the Case of Linear Networks	29
D.1	Proofs Related to The Case of Linear Networks	29
D.2	Additional Proofs for Linear Networks	31

E	Weak-to-Strong Bound Applied to the Case of 2-layer NN	35
E.1	Weak-to-Strong Bound Applied to the Case of 2-layer ReLU NN	36
E.2	Proofs Related to 2-layer NN	37
E.3	Computation of the Kernel Eigenvalues for the case 2-layer NN	40
F	Proof of Weak-to-Strong Limitation	41
G	Deterministic Equivalent of the Teacher Error	43
G.1	Lower Bound for Teacher Error	44
G.2	No $\Theta(1)$ -error Asymptotics for ReLU Networks	45
H	Experiment Details	45
I	Additional Experimental Results	46
I.1	2-Layer ReLU Network Experiments	46
I.2	Linear ReLU Network Experiments	46

A Gradient Flow Dynamics

Theorem A.1 (Closed Form Solution to Gradient Flow Dynamics). *Let $\mathcal{K} : \mathcal{X} \times \mathcal{X} \rightarrow \mathcal{R}$ be a p.s.d. kernel with eigendecomposition $\mathcal{K}(\mathbf{x}, \mathbf{x}') = \sum_{i=1}^{\infty} \lambda_i e_i(\mathbf{x}) e_i(\mathbf{x}')$, where $\langle e_i, e_j \rangle_{\mathcal{D}} = \delta_{ij}$. For any $f^* : \mathcal{X} \rightarrow \mathbb{R}$, the equation of gradient flow for a predictor f_t*

$$\frac{d}{dt} f_t(\mathbf{x}) = -\mathbb{E}_{\mathbf{y} \sim \mathcal{D}} [\mathcal{K}(\mathbf{x}, \mathbf{y}) (f_t(\mathbf{y}) - f^*(\mathbf{y}))], \quad (16)$$

with initial condition given by $f_0 = 0$ has a closed form solution f_t

$$f_t = \sum_{k \geq 1} (1 - e^{-\lambda_k t}) \langle f^*, e_k \rangle_{\mathcal{D}} e_k.$$

Proof of Theorem A.1. To solve the gradient flow equation in (16), we project it onto the eigenbasis of the kernel operator \mathcal{K} . Let $\beta_t^i = \langle f_t, e_i \rangle_{\mathcal{D}}$ be the coefficients of f_t .

Taking the inner product of both sides of (16) with e_j :

$$\begin{aligned} \frac{d}{dt} \beta_t^j &= -\mathbb{E}_{\mathbf{y} \sim \mathcal{D}} [\langle \mathcal{K}(\cdot, \mathbf{y}), e_j \rangle_{\mathcal{D}} (f_t(\mathbf{y}) - f^*(\mathbf{y}))] \\ &= -\lambda_j \langle e_j, f_t - f^* \rangle_{\mathcal{D}} \\ &= -\lambda_j (\beta_t^j - \langle f^*, e_j \rangle_{\mathcal{D}}) \end{aligned}$$

Solving this ODE with initial condition $\beta_0^j = 0$:

$$\beta_t^j = (1 - e^{-\lambda_j t}) \langle f^*, e_j \rangle_{\mathcal{D}}$$

Therefore:

$$f_t = T_t^{\mathcal{K}} f^* = \sum_{j=1}^{\infty} (1 - e^{-\lambda_j t}) \langle f^*, e_j \rangle_{\mathcal{D}} e_j$$

□

B Different Model Types

We will first introduce a model that is slightly more general than Model 2.3.

Model B.1 (Diagonal Covariate Features). Let $\{e_i\}_{i=1}^{\infty}$ be a fixed orthonormal basis of $L_2^{\mathcal{D}}(\mathcal{X})$. Take the random features to be given by

$$g = \sum_{i=1}^{\infty} \langle g, e_i \rangle_{\mathcal{D}} e_i$$

where $\{\langle g, e_i \rangle_{\mathcal{D}}\}_{i=1}^{\infty} \sim N(0, \Lambda)$ where $\Lambda = (\lambda_1, \lambda_2, \dots)$ in decreasing order.

Our results will hold for Model B.1 and they are more general than Model 2.3.

Proposition B.2 (Linear network as Diagonal Covariate Features). *To get Model 2.3 from Model B.1, we take $\Lambda = (\psi_1, \dots, \psi_d, 0, 0, \dots)$, $\langle x \mapsto x^{\top} u, x \mapsto x^{\top} v \rangle_{\mathcal{D}} = \sum_{i=1}^d \psi_i u_i v_i$, and $e_i(x) = x_i / \sqrt{\psi_i}$. Thus if we set g_i in Model B.1 as $g(x) = \mathbf{x}^{\top} \mathbf{u}_i$, where $\mathbf{U} \sim N(0, I_d)$, then $\{\langle g, e_i \rangle_{\mathcal{D}}\}_{i=1}^{\infty} \sim N(0, \Lambda)$.*

Proposition B.3 (ReLU Network as Diagonal Covariate Features). *If in Model B.1 we take $\mathcal{D} = \text{Unif}(\mathbb{S}^{d-1})$, $\{e_i\}_{i=1}^{\infty}$ to be the spherical harmonics $\{\{\phi_{i,k}\}_{i=1}^{N_k}\}_{k=1}^{\infty}$, and choose $\Lambda = (\sigma_1, \dots, \sigma_1, \sigma_2, \dots, \sigma_2, \dots, \sigma_k, \dots, \sigma_k, \dots, \sigma_k, \dots, \sigma_k, \dots)$ where σ_k repeats N_k times, we recover the same feature covariance as in Model 2.2. Under Gaussian Universality assumptions, for this instance of Model B.1, the teacher and the student risk behave the same as in Model 2.2.*

Proof of Proposition B.3. In Model 2.2, the kernel induce by the random features is given by

$$\mathcal{K}(\mathbf{x}, \mathbf{x}') := \mathbb{E}_{\mathbf{u} \sim \text{unif}(\mathbb{S}^{d-1})} [\sigma(\langle \mathbf{u}, \mathbf{x} \rangle) \sigma(\langle \mathbf{u}, \mathbf{x}' \rangle)].$$

A random feature in the ReLU case Model 2.2 is given by

$$\sigma(\langle \mathbf{w}, \mathbf{x} \rangle) = \sum_{k \geq 0} N_k \sigma_k P_{d,k}(\langle \mathbf{w}, \mathbf{x} \rangle) = \sum_{k \geq 0} \sigma_k \langle \phi_k(\mathbf{w}), \phi_k(\mathbf{x}) \rangle = \sum_{k=0}^{\infty} \sum_{i=1}^{N_k} \sigma_k \phi_{i,k}(\mathbf{w}) \phi_{i,k}(\mathbf{x}).$$

A random feature in the Diagonal Feature Covariance case Model B.1 is given by

$$g(\mathbf{x}) = \sum_{k=0}^{\infty} \sum_{i=1}^{N_k} g_{i,k} \phi_{i,k}(\mathbf{x}).$$

$$\mathcal{K}(\mathbf{x}, \mathbf{x}') = \mathbb{E}_{\mathbf{u}}[\sigma(\langle \mathbf{u}, \mathbf{x} \rangle)\sigma(\langle \mathbf{u}, \mathbf{x}' \rangle)] = \mathbb{E}_{\mathbf{u}} \left[\sum_{k \geq 0} \sigma_k \langle \phi_k(\mathbf{u}), \phi_k(\mathbf{x}) \rangle \cdot \sigma_k \langle \phi_k(\mathbf{u}), \phi_k(\mathbf{x}') \rangle \right] = \sum_{k \geq 0} \sigma_k^2 \langle \phi_k(\mathbf{x}), \phi_k(\mathbf{x}') \rangle.$$

On the other hand, we have that for Model B.1 the kernel is

$$\mathcal{K}(\mathbf{x}, \mathbf{x}') = \mathbb{E}_g [g(\mathbf{x})g(\mathbf{x}')] = \mathbb{E}_g \left[\sum_{i,k} \sum_{j,l} g_{i,k} \phi_{i,k}(\mathbf{x}) g_{j,l} \phi_{j,l}(\mathbf{x}') \right] = \sum_{k=0}^{\infty} \sigma_k^2 \langle \phi_k(\mathbf{x}), \phi_k(\mathbf{x}') \rangle.$$

□

B.1 Diagonalizability of the Feature Covariance in Model 2.3

In this section we establish the generality of Model 2.3. Namely, we show that one can assume that \mathbf{u} is isotropic Gaussian distribution and \mathbf{x} has diagonal covariance if and only if their covariance matrices are codiagonalizable.

Proposition B.4 (Diagonalizability of the Linear Network Covariance). *A linear network $\sigma(z) = z$ with bottom layer weights \mathbf{u} distributed according to a Gaussian distribution $\mathcal{U} = N(0, \Psi_{\mathbf{u}})$ and the inputs \mathbf{x} distributed according to $\mathcal{D} = N(0, \Psi_{\mathbf{x}})$ is equivalent to Model 2.3 if and only if $\Psi_{\mathbf{x}}$ and $\Psi_{\mathbf{u}}$ are codiagonalizable, with $\Psi = \mathbf{V}^T \mathbf{S}_{\mathbf{u}}^{-1/2} \mathbf{V}^T \mathbf{S}_{\mathbf{x}} \mathbf{V} \mathbf{S}_{\mathbf{u}}^{-1/2} \mathbf{V}$ where \mathbf{V} is the shared basis.*

Proof of Proposition B.4. Note that the distribution in the first case is given by $z \mid \mathbf{x} \sim \langle \mathbf{u}, \mathbf{x} \rangle \mid \mathbf{x} \sim N(0, \mathbf{x} \Sigma_{\mathbf{u}} \mathbf{x}^T)$. Note further that for Model 2.3 with Ψ we have that $\tilde{z} \mid \tilde{\mathbf{x}} \sim \langle \tilde{\mathbf{u}}, \tilde{\mathbf{x}} \rangle \mid \tilde{\mathbf{x}} \sim N(0, \Psi)$. Now if $\tilde{\mathbf{x}} = \mathbf{A} \mathbf{x}$ for some \mathbf{A} , then we have that $\Psi = \text{cov}(\tilde{\mathbf{x}}) = \text{cov}(\mathbf{A} \mathbf{x}) = \mathbf{A}^T \Sigma_{\mathbf{x}} \mathbf{A} = \mathbf{A}^T \mathbf{V}_x \mathbf{S}_x \mathbf{V}_x \mathbf{A}$, where \mathbf{V}_x is the basis of Σ_x , i.e. $\Sigma_x = \mathbf{V}_x^T \mathbf{S}_x \mathbf{V}_x$ for \mathbf{S}_x diagonal. Since Ψ is diagonal. So $\mathbf{A}^T \mathbf{V}_x \mathbf{S}_x \mathbf{V}_x \mathbf{A}$ is diagonal if and only if $\mathbf{A} = \mathbf{D} \mathbf{V}_x$ for \mathbf{V}_x a basis of Σ_x and some diagonal matrix \mathbf{D} . So the distributions of z and \tilde{z} are the same if and only if $\mathbf{A} = \mathbf{D} \mathbf{V}_x$ and $\mathbf{x} \Sigma_{\mathbf{u}} \mathbf{x}^T = \mathbf{x} \mathbf{V}_x \mathbf{D}^2 \mathbf{V}_x \mathbf{x}^T$, so $\Sigma_{\mathbf{u}} = \mathbf{V}_x \mathbf{D}^2 \mathbf{V}_x$. □

C Proof of Weak-to-Strong Multiplicative Error Improvement

Here we present the proof of Theorem 6.3. We will introduce the following notation. Let $M_{\text{TE}} = m$ and let $\{e_i\}_{i=1}^{\infty}$ be the eigenbasis of the student's kernel \mathcal{K} . Let the units, i.e. features, of the student be functions g drawn from some distribution \mathcal{G} . For example, in Model 2.2, we gave that \mathcal{G} is given by $g(\mathbf{x}) = \sigma(\langle \mathbf{u}, \mathbf{x} \rangle)$ where $\mathbf{u} \sim \text{unif}(\mathbb{S}^{d-1})$. Let $\mathbf{w} \in \mathbb{R}^m$ be the teacher's weights, and let the teacher be parametrized as $f_{\text{teacher}} = f_w = \sum_{i=1}^m w_i g_i$, where $\{g_i\}_{i=1}^m$ are teacher's units, i.e. features. We will refer to \hat{f}_w the optimally trained teacher. Let the student's predictor at time T be f_T . Let \mathcal{H} be the Hilbert space of square-integrable functions with respect to \mathcal{D} . Let $\Phi \in \mathbb{R}^{m \times m}$ be the Gram matrix of random units, i.e., $\Phi_{ij} := \langle \sigma_i, \sigma_j \rangle_{\mathcal{D}} = \sum_{k \geq 1} \langle \sigma_i, e_k \rangle_{\mathcal{D}} \langle \sigma_j, e_k \rangle_{\mathcal{D}}$.

C.1 Preliminary Lemmas

Lemma C.1. *For all $k, k' \geq 1$,*

$$\mathbb{E}_{g \sim \mathcal{G}}[\langle g, e_k \rangle_{\mathcal{D}} \langle g, e_{k'} \rangle_{\mathcal{D}}] = \begin{cases} \lambda_k & \text{if } k = k', \\ 0 & \text{otherwise.} \end{cases}$$

Lemma C.2. For $c \in [0, 1)$,

$$((1-c)(b+\Delta) - b)^2 \leq \Delta^2 + \frac{c}{2-c}b^2.$$

Proof of Lemma C.2.

$$\begin{aligned} ((1-c)(b+\Delta) - b)^2 &= ((1-c)\Delta - cb)^2 = \left((1-c)^2 \cdot \frac{1}{1-c} \Delta + (2c-c^2) \cdot \frac{1}{2c-c^2} (-cb) \right)^2 \\ &\leq (1-c)^2 \cdot \frac{1}{(1-c)^2} \Delta^2 + (2c-c^2) \cdot \frac{b^2}{(2-c)^2} \\ &= \Delta^2 + \frac{c}{2-c} b^2, \end{aligned}$$

where the inequality follows from Jensen's inequality. \square

The following is a standard result on the generalized Rayleigh quotient.

Lemma C.3. If $\mathbf{X}, \mathbf{Y} \in \mathbb{R}^{m \times m}$ are symmetric PSD matrices, then

$$\sup_{\mathbf{u} \in \text{colspan}(\mathbf{X})} \frac{\mathbf{u}^\top \mathbf{Y} \mathbf{u}}{\mathbf{u}^\top \mathbf{X} \mathbf{u}} = \lambda_1 \left((\sqrt{\mathbf{X}})^+ \mathbf{Y} (\sqrt{\mathbf{X}})^+ \right).$$

Proof. Let $\mathbf{u} \in \text{colspan}(\mathbf{X}) \setminus \{\mathbf{0}\}$. Then $\mathbf{u} = \sqrt{\mathbf{X}} \mathbf{z}$ for some $\mathbf{z} \in \mathbb{R}^m \setminus \{\mathbf{0}\}$. Thus,

$$\frac{\mathbf{u}^\top \mathbf{Y} \mathbf{u}}{\mathbf{u}^\top \mathbf{X} \mathbf{u}} = \frac{\mathbf{z}^\top (\sqrt{\mathbf{X}})^+ \mathbf{Y} (\sqrt{\mathbf{X}})^+ \mathbf{z}}{\mathbf{z}^\top \mathbf{z}} \leq \lambda_1 \left((\sqrt{\mathbf{X}})^+ \mathbf{Y} (\sqrt{\mathbf{X}})^+ \right).$$

The equality is achieved when \mathbf{z} is the top eigenvector of $(\sqrt{\mathbf{X}})^+ \mathbf{Y} (\sqrt{\mathbf{X}})^+$. \square

C.2 Proof of Theorem 6.3

Lemma C.4. Under Assumption 6.1, for all $T > 0, S \geq K$ and $\mathbf{w} \in \mathbb{R}^m$, we have

$$\mathcal{L}(f_T) \leq \mathcal{L}(\hat{f}_{\mathbf{w}}) + \frac{e^{-\lambda_K T}}{2 - e^{-\lambda_K T}} \|f^*\|_{\mathcal{D}}^2 - (1 - \lambda_{S+1}^2 T^2) \sum_{k \geq S+1} \langle \hat{f}_{\mathbf{w}}, e_k \rangle_{\mathcal{D}}^2.$$

Proof. By (13),

$$\mathcal{L}(f_T) = \sum_{k \geq 1} \underbrace{\left((1 - e^{-\lambda_k T}) \langle \hat{f}_{\mathbf{w}}, e_k \rangle_{\mathcal{D}} - \langle f^*, e_k \rangle_{\mathcal{D}} \right)^2}_{=: \ell_k}.$$

We provide upper bounds for ℓ_k in three cases. First, for all $1 \leq k \leq K$, by Lemma C.2 we have

$$\begin{aligned} \ell_k &= \left((1 - e^{-\lambda_k T}) \langle \hat{f}_{\mathbf{w}}, e_k \rangle_{\mathcal{D}} - \langle f^*, e_k \rangle_{\mathcal{D}} \right)^2 \leq \left(\langle \hat{f}_{\mathbf{w}}, e_k \rangle_{\mathcal{D}}^2 - \langle f^*, e_k \rangle_{\mathcal{D}} \right)^2 + \frac{e^{-\lambda_k T}}{2 - e^{-\lambda_k T}} \langle f^*, e_k \rangle_{\mathcal{D}}^2 \\ &\leq \left(\langle \hat{f}_{\mathbf{w}}, e_k \rangle_{\mathcal{D}}^2 - \langle f^*, e_k \rangle_{\mathcal{D}} \right)^2 + \frac{e^{-\lambda_K T}}{2 - e^{-\lambda_K T}} \langle f^*, e_k \rangle_{\mathcal{D}}^2, \end{aligned}$$

where we used the fact that $e^{-\lambda_k T} \leq e^{-\lambda_K T}$ for $1 \leq k \leq K$.

Then, for $K + 1 \leq k \leq S$, we have

$$\ell_k = \left((1 - e^{-\lambda_k T}) \langle \hat{f}_{\mathbf{w}}, e_k \rangle_{\mathcal{D}} - \langle f^*, e_k \rangle_{\mathcal{D}} \right)^2 = (1 - e^{-\lambda_k T})^2 \langle \hat{f}_{\mathbf{w}}, e_k \rangle_{\mathcal{D}}^2 \leq \left(\langle \hat{f}_{\mathbf{w}}, e_k \rangle_{\mathcal{D}} - \langle f^*, e_k \rangle_{\mathcal{D}} \right)^2.$$

Finally, for $k \geq S + 1$, we have $e^{-\lambda_k T} \geq e^{-\lambda_{S+1} T} \geq 1 - \lambda_{S+1} T$, and thus $(1 - e^{-\lambda_k T})^2 \leq \lambda_{S+1}^2 T^2$. This implies the following bound for ℓ_k :

$$\ell_k = \left((1 - e^{-\lambda_k T}) \langle \hat{f}_{\mathbf{w}}, e_k \rangle_{\mathcal{D}} - \langle f^*, e_k \rangle_{\mathcal{D}} \right)^2 = (1 - e^{-\lambda_k T})^2 \langle \hat{f}_{\mathbf{w}}, e_k \rangle_{\mathcal{D}}^2 \leq \lambda_{S+1}^2 T^2 \langle \hat{f}_{\mathbf{w}}, e_k \rangle_{\mathcal{D}}^2.$$

Putting all these together proves the following:

$$\begin{aligned} \mathcal{L}(f_T) &\leq \sum_{k=1}^S \left(\langle \hat{f}_{\mathbf{w}}, e_k \rangle_{\mathcal{D}}^2 - \langle f^*, e_k \rangle_{\mathcal{D}} \right)^2 + \frac{e^{-\lambda_K T}}{2 - e^{-\lambda_K T}} \sum_{k=1}^K \langle f^*, e_k \rangle_{\mathcal{D}}^2 + \lambda_{S+1}^2 T^2 \sum_{k \geq S+1} \langle \hat{f}_{\mathbf{w}}, e_k \rangle_{\mathcal{D}}^2 \\ &= \sum_{k \geq 1} \left(\langle \hat{f}_{\mathbf{w}}, e_k \rangle_{\mathcal{D}}^2 - \langle f^*, e_k \rangle_{\mathcal{D}} \right)^2 + \frac{e^{-\lambda_K T}}{2 - e^{-\lambda_K T}} \sum_{k=1}^K \langle f^*, e_k \rangle_{\mathcal{D}}^2 - (1 - \lambda_{S+1}^2 T^2) \sum_{k \geq S+1} \langle \hat{f}_{\mathbf{w}}, e_k \rangle_{\mathcal{D}}^2 \\ &= \mathcal{L}(\hat{f}_{\mathbf{w}}) + \frac{e^{-\lambda_K T}}{2 - e^{-\lambda_K T}} \|f^*\|_{\mathcal{D}}^2 - (1 - \lambda_{S+1}^2 T^2) \sum_{k \geq S+1} \langle \hat{f}_{\mathbf{w}}, e_k \rangle_{\mathcal{D}}^2, \end{aligned}$$

which completes the proof. \square

It remains to bound $\sum_{k \geq S+1} \langle \hat{f}_{\mathbf{w}}, e_k \rangle_{\mathcal{D}}^2$. Let $G : \mathbb{R}^m \rightarrow \mathcal{H}$ be the linear operator that maps $\mathbf{u} \in \mathbb{R}^m$ to $\sum_{i=1}^m u_i g_i \in \mathcal{H}$. Let $Pf := \sum_{k=1}^S \langle f, e_k \rangle e_k$ be the projection operator onto the top- K eigenspace of \mathcal{K} , and Qf be the projection onto the span of $\{g_1, \dots, g_m\}$. Then $G^*G = \Phi$, $G^*PG = \mathbf{A}$ and $Q = G^*\Phi^+G$.

In the following, we give a characterization of κ .

Lemma C.5. *If $\mathbf{A} \neq \mathbf{0}$, then $R := QPQ \neq 0$ and κ equals the smallest non-zero eigenvalue of R .*

Proof. If $\mathbf{A} \neq \mathbf{0}$, then there exist $1 \leq i < j \leq m$ such that $\langle Pg_i, Pg_j \rangle \neq 0$. This implies $R \neq 0$ because $\langle g_i, Rg_j \rangle = \langle PQg_i, PQg_j \rangle \neq 0$.

Let ρ_{\min} be the smallest non-zero eigenvalue of R . To see why $\kappa = \rho_{\min}$, we first express ρ_{\min} as the minimum of a Rayleigh quotient:

$$\rho_{\min} = \inf_{\alpha \in \text{range}(R)} \frac{\langle \alpha, R\alpha \rangle}{\langle \alpha, \alpha \rangle}. \quad (17)$$

Then we have

$$\begin{aligned} \text{range}(R) &= \text{range}(QPQ) = \{QPG\mathbf{v} \mid \mathbf{v} \in \mathbb{R}^m\} = \{GG^*QPG\mathbf{v} \mid \mathbf{v} \in \mathbb{R}^m\} \\ &= \{GG^*PG\mathbf{v} \mid \mathbf{v} \in \mathbb{R}^m\}. \end{aligned}$$

Since $\mathbf{A} = G^*PG$, we further have

$$\text{range}(R) = \{G\mathbf{A}\mathbf{v} \mid \mathbf{v} \in \mathbb{R}^m\} = \{G\mathbf{u} \mid \mathbf{u} \in \text{colspan}(\mathbf{A})\}.$$

Plugging this into (17), we have

$$\begin{aligned}\rho_{\min} &= \inf_{\mathbf{u} \in \text{colspan}(\mathbf{A})} \frac{\langle \mathbf{G}\mathbf{u}, \mathbf{R}\mathbf{G}\mathbf{u} \rangle}{\langle \mathbf{G}\mathbf{u}, \mathbf{G}\mathbf{u} \rangle} = \inf_{\mathbf{u} \in \text{colspan}(\mathbf{A})} \frac{\langle \mathbf{u}, \mathbf{G}^* \mathbf{P}\mathbf{G}\mathbf{u} \rangle}{\langle \mathbf{u}, \mathbf{G}^* \mathbf{G}\mathbf{u} \rangle} = \inf_{\mathbf{u} \in \text{colspan}(\mathbf{A})} \frac{\mathbf{u}^\top \mathbf{A}\mathbf{u}}{\mathbf{u}^\top \mathbf{\Phi}\mathbf{u}} \\ &= \left(\sup_{\mathbf{u} \in \text{colspan}(\mathbf{A})} \frac{\mathbf{u}^\top \mathbf{\Phi}\mathbf{u}}{\mathbf{u}^\top \mathbf{A}\mathbf{u}} \right)^{-1}.\end{aligned}$$

Since $\mathbf{\Phi} = \mathbf{A} + \mathbf{B}$, we further have

$$\rho_{\min} = \left(\sup_{\mathbf{u} \in \text{colspan}(\mathbf{A})} \frac{\mathbf{u}^\top (\mathbf{A} + \mathbf{B})\mathbf{u}}{\mathbf{u}^\top \mathbf{A}\mathbf{u}} \right)^{-1} = \left(1 + \sup_{\mathbf{u} \in \text{colspan}(\mathbf{A})} \frac{\mathbf{u}^\top \mathbf{B}\mathbf{u}}{\mathbf{u}^\top \mathbf{A}\mathbf{u}} \right)^{-1}.$$

By Lemma C.3, the supremum here equals $\lambda_1\left((\sqrt{\mathbf{A}})^+ \mathbf{B} (\sqrt{\mathbf{A}})^+\right)$. Therefore,

$$\rho_{\min} = \frac{1}{1 + \lambda_1\left((\sqrt{\mathbf{A}})^+ \mathbf{B} (\sqrt{\mathbf{A}})^+\right)} = \kappa,$$

which completes the proof. \square

Now we give a lower bound for $\sum_{k \geq S+1} \langle \hat{f}_{\mathbf{w}}, e_k \rangle_{\mathcal{D}}^2$ in terms of $\mathcal{L}(\hat{f}_{\mathbf{w}})$.

Lemma C.6. *Under Assumptions 6.1 and 6.2, if $\mathcal{L}(\hat{f}_{\mathbf{w}}) = \min_{\mathbf{w}' \in \mathbb{R}^m} \mathcal{L}(\hat{f}_{\mathbf{w}'})$, then*

$$\sum_{k \geq S+1} \langle \hat{f}_{\mathbf{w}}, e_k \rangle_{\mathcal{D}}^2 \geq \kappa \cdot \mathcal{L}(\hat{f}_{\mathbf{w}}), \quad (18)$$

where the equality is attained iff $f^* = \mathbf{P}h^*$ for some $h^* \in \mathcal{H}$ that is in the span of the eigenvectors of $R := \mathbf{Q}\mathbf{P}\mathbf{Q}$ corresponding to the eigenvalue 1 (if exists) and the smallest non-zero eigenvalue, which is κ .

Proof of Lemma C.6. By Assumption 6.2, $f^* \in \text{span}\{\mathbf{P}g_1, \dots, \mathbf{P}g_m\} = \text{range}(\mathbf{P}\mathbf{G}) = \text{range}(\mathbf{P}\mathbf{Q})$, which implies that there exists $h \in \mathcal{H}$ such that $f^* = \mathbf{P}\mathbf{Q}h$. As \mathbf{w} minimizes $\mathcal{L}(\hat{f}_{\mathbf{w}})$, $\hat{f}_{\mathbf{w}}$ must be the least square solution and $\hat{f}_{\mathbf{w}} = \mathbf{Q}f^* = \mathbf{Q}\mathbf{P}\mathbf{Q}h = \mathbf{R}h$. So we have the following identities:

$$\begin{aligned}\sum_{k \geq S+1} \langle \hat{f}_{\mathbf{w}}, e_k \rangle_{\mathcal{D}}^2 &= \|(I - \mathbf{P})\hat{f}_{\mathbf{w}}\|_{\mathcal{D}}^2 = \|(I - \mathbf{P})\mathbf{Q}\mathbf{P}\mathbf{Q}h\|_{\mathcal{D}}^2 = \langle h, \mathbf{Q}\mathbf{P}\mathbf{Q}(I - \mathbf{P})\mathbf{Q}\mathbf{P}\mathbf{Q}h \rangle_{\mathcal{D}}, \\ \mathcal{L}(\hat{f}_{\mathbf{w}}) &= \|f^* - \hat{f}_{\mathbf{w}}\|_{\mathcal{D}}^2 = \|\mathbf{P}\mathbf{Q}h - \mathbf{Q}\mathbf{P}\mathbf{Q}h\|^2 = \|(I - \mathbf{Q})\mathbf{P}\mathbf{Q}h\|^2 = \langle h, \mathbf{Q}\mathbf{P}(I - \mathbf{Q})\mathbf{P}\mathbf{Q}h \rangle_{\mathcal{D}}.\end{aligned}$$

We can express the linear operators $\mathbf{Q}\mathbf{P}\mathbf{Q}(I - \mathbf{P})\mathbf{Q}\mathbf{P}\mathbf{Q}$ and $\mathbf{Q}\mathbf{P}(I - \mathbf{Q})\mathbf{P}\mathbf{Q}$ in terms of R as follows.

$$\begin{aligned}\mathbf{Q}\mathbf{P}\mathbf{Q}(I - \mathbf{P})\mathbf{Q}\mathbf{P}\mathbf{Q} &= (\mathbf{Q}\mathbf{P}\mathbf{Q})(\mathbf{Q}\mathbf{P}\mathbf{Q}) - (\mathbf{Q}\mathbf{P}\mathbf{Q})(\mathbf{Q}\mathbf{P}\mathbf{Q})(\mathbf{Q}\mathbf{P}\mathbf{Q}) = R(R - R^2), \\ \mathbf{Q}\mathbf{P}(I - \mathbf{Q})\mathbf{P}\mathbf{Q} &= \mathbf{Q}\mathbf{P}\mathbf{Q} - (\mathbf{Q}\mathbf{P}\mathbf{Q})(\mathbf{Q}\mathbf{P}\mathbf{Q}) = R - R^2.\end{aligned}$$

Note that $0 \preceq R \preceq I$ since $\langle f, \mathbf{Q}\mathbf{P}\mathbf{Q}f \rangle_{\mathcal{D}} = \langle \mathbf{Q}f, \mathbf{P}(\mathbf{Q}f) \rangle_{\mathcal{D}}$ and $0 \leq \langle \mathbf{Q}f, \mathbf{P}(\mathbf{Q}f) \rangle_{\mathcal{D}} \leq \langle \mathbf{Q}f, \mathbf{Q}f \rangle_{\mathcal{D}} = \langle f, f \rangle_{\mathcal{D}}$. Let $Rf = \sum_{i=1}^r \rho_i \langle v_i, f \rangle v_i$ be an eigendecomposition of R , where $1 \geq \rho_1 \geq \rho_2 \geq \dots \geq \rho_r > 0$ and $\{v_1, \dots, v_r\}$ are the corresponding eigenvectors.

By Assumption 6.2, $\mathbf{A} \neq \mathbf{0}$. So by Lemma C.5, $R \neq 0$, $r \geq 1$ and $\rho_r = \kappa$. Then we have

$$\begin{aligned} \sum_{k \geq S+1} \langle \hat{f}_{\mathbf{w}}, e_k \rangle_{\mathcal{D}}^2 &= \langle h, (R(R - R^2))h \rangle_{\mathcal{D}} = \sum_{i=1}^r \rho_i \cdot (\rho_i - \rho_i^2) \langle h, v_i \rangle_{\mathcal{D}}^2 \\ &\geq \sum_{i=1}^r \kappa \cdot (\rho_i - \rho_i^2) \langle h, v_i \rangle_{\mathcal{D}}^2 = \kappa \cdot \langle h, (R - R^2)h \rangle_{\mathcal{D}} = \kappa \cdot \mathcal{L}(\hat{f}_{\mathbf{w}}), \end{aligned}$$

which proves (18).

To understand when the equality is attained, we note that the equality holds iff the inequality in the second line is an equality. This means that for all $1 \leq i \leq r$, either $\rho_i \in \{1, \kappa\}$ or $\langle h, v_i \rangle_{\mathcal{D}} = 0$. Equivalently, h can be expressed as $h = \mu_1 h_1 + \mu_2 h_2$ for some $\mu_1, \mu_2 \in \mathbb{R}$, where h_1 is an eigenvector of R corresponding to eigenvalue 1 and h_2 is an eigenvector of R corresponding to eigenvalue κ .

In this case, $f^* = PQh = \mu_1 PQh_1 + \mu_2 PQh_2$. This can be further simplified to $f^* = \mu_1 Ph_1 + \mu_2 Ph_2 = Ph$ since $h_1, h_2 \in \text{range}(R) \subseteq \text{range}(Q)$. \square

Proof of Theorem 6.3. Putting Lemma C.4, Lemma C.6 and Lemma C.5 together, we have

$$\begin{aligned} \mathcal{L}(f_T) &\leq \mathcal{L}(\hat{f}_{\mathbf{w}}) + \frac{e^{-\lambda_{\kappa} T}}{2 - e^{-\lambda_{\kappa} T}} \|f^*\|_{\mathcal{D}}^2 - (1 - \lambda_{S+1}^2 T^2) \kappa \cdot \mathcal{L}(\hat{f}_{\mathbf{w}}) \\ &= (1 - (1 - \lambda_{S+1}^2 T^2) \kappa) \mathcal{L}(\hat{f}_{\mathbf{w}}) + \frac{e^{-\lambda_{\kappa} T}}{2 - e^{-\lambda_{\kappa} T}} \|f^*\|_{\mathcal{D}}^2, \end{aligned}$$

which completes the proof. \square

C.3 General Lower Bound on κ_S

We will bound

$$\kappa_S := \frac{1}{1 + \lambda_1((\sqrt{\mathbf{A}_S})^+ \mathbf{B}_S(\sqrt{\mathbf{A}_S})^+)}.$$

in the general case.

Let F_A and F_B be defined as follows:

$$\begin{aligned} F_A &: \text{span}(e_1, \dots, e_J) \rightarrow \mathbb{R}^m \\ F_A &: h \mapsto \begin{pmatrix} \vdots \\ \langle h, g_j \rangle_{\mathcal{D}} \\ \vdots \end{pmatrix} \\ F_B &: \text{span}(e_J, e_{J+1}, \dots) \rightarrow \mathbb{R}^m \\ F_B &: h \mapsto \begin{pmatrix} \vdots \\ \langle h, g_j \rangle_{\mathcal{D}} \\ \vdots \end{pmatrix}. \end{aligned}$$

We will denote F_A^\dagger and F_B^\dagger their adjoint operators. We can rewrite the largest eigenvalue of $(\sqrt{\mathbf{A}_S})^+ \mathbf{B}_S (\sqrt{\mathbf{A}_S})^+$ as

$$\lambda_1 \left((\sqrt{\mathbf{A}_S})^+ \mathbf{B}_S (\sqrt{\mathbf{A}_S})^+ \right) = \sup_{v \in \text{span}(e_1, \dots, e_J)} \frac{v^T F_A^\dagger F_B F_B^\dagger F_A v}{v^T F_A^\dagger F_A F_A^\dagger F_A v}$$

Let \mathcal{H} be a Hilbert space defined as

$$\mathcal{H} = \{\text{linear mappings from } \text{span}(e_1, \dots, e_J) \text{ to } \text{span}(e_J, e_{J+1}, \dots)\}$$

with the inner product defined as

$$\langle f, f' \rangle_{\mathcal{H}} = \sum_{j=1}^J \langle f(e_j), f'(e_j) \rangle_{\mathcal{D}}.$$

We will show the following lower bound first.

Proposition C.7. *For $v \in \text{span}(e_1, \dots, e_J)$ it holds that*

$$v^T F_A^\dagger F_A F_A^\dagger F_A v \geq \lambda_J(\mathbf{A})^2 \|v\|_2^2.$$

Proof. Let $\sum_{i=1}^J u_i e_i = F_A^\dagger F_A v$. Then we have that

$$v^T F_A^\dagger F_A F_A^\dagger F_A v \geq \left\langle \sum_{i=1}^J u_i e_i, \sum_{i=1}^J u_i e_i \right\rangle_{\mathcal{D}} \geq \|u\|_2^2 \geq \lambda_J(\mathbf{A})^2 \|v\|_2^2.$$

□

For the upper bound, we will use the concentration of $\|F_B^\dagger F_A v\|_{\mathcal{D}}^2$.

Proposition C.8. *For $v = \sum_{j=1}^J v_j e_j$ it holds that*

$$\|F_B^\dagger F_A v\|_{\mathcal{D}}^2 \leq \left(\sum_{j=1}^J \|F_B^\dagger F_A e_j\|_{\mathcal{D}}^2 \right) \left(\sum_{j=1}^J v_j^2 \right).$$

Proof. This follows immediately from Cauchy-Schwarz inequality. □

Proposition C.9. *Let $Y \in \mathcal{H}$ be such that $\langle e_j, Y(v) \rangle = \langle e_j, g \rangle_{\mathcal{D}} \langle g, v \rangle_{\mathcal{D}}$*

$$\|Y\|_H^2 = \sum_{j=1}^J \sum_{k=J+1}^{\infty} \langle e_j, g \rangle_{\mathcal{D}}^2 \langle g, e_k \rangle_{\mathcal{D}}^2$$

so $\|Y\|_H^2 = \|P_{\leq J} g\|_{\mathcal{D}}^2 \|P_{\geq J+1} g\|_{\mathcal{D}}^2$, that is $\|Y\|_H = \|P_{\leq J} g\|_{\mathcal{D}} \|P_{\geq J+1} g\|_{\mathcal{D}}$.

Furthermore, let Y_i be the r.v. corresponding to the draw of the i -th feature g_i . Then

$$F_B^\dagger F_A = \sum_{i=1}^m Y_i.$$

We have the following concentration bound in a Hilbert space.

Theorem C.10 (Pinelis (1994)). *Let Y_i be independent \mathcal{H} valued random variable with $\mathbb{E}(Y_i) = 0$, where \mathcal{H} is a seperable Hilbert space. Assume that for every $q \geq 2, q \in \mathbb{N}$ we have that $\mathbb{E}(\|Y_i\|_{\mathcal{H}}^q) \leq \frac{1}{2}q!B^2L^{q-2}$. Then, for all $n \in \mathbb{N}$ and $\epsilon > 0$ we have*

$$P\left(\left\|\frac{1}{n}\sum_{i=1}^n Y_i\right\|_{\mathcal{H}} > \epsilon\right) \leq 2\exp\left(-\frac{n\epsilon^2}{B^2 + L\epsilon + B\sqrt{B^2 + 2L\epsilon}}\right).$$

Putting these together in the bound for $\lambda_1((\sqrt{\mathbf{A}_S})^+ \mathbf{B}_S(\sqrt{\mathbf{A}_S})^+)$, we get the following.

Proposition C.11. *The largest eigenvalue of $(\sqrt{\mathbf{A}_S})^+ \mathbf{B}_S(\sqrt{\mathbf{A}_S})^+$ is bounded by*

$$\lambda_1\left((\sqrt{\mathbf{A}_S})^+ \mathbf{B}_S(\sqrt{\mathbf{A}_S})^+\right) \leq \frac{\sum_{j=1}^J \|F_B^+ F_A e_j\|_{\mathcal{D}}^2}{\lambda_J(\mathbf{A})^2}$$

Proof of Proposition C.11. This follows directly from Proposition C.8 and Proposition C.7. □

We can now use this to bound the norm of $F_B^+ F_A$.

Proposition C.12 (Hilbert Space Concentration). *With probability at least $1 - 2\delta$*

$$\|F_B^+ F_A\|_{\mathcal{H}}^2 \leq mB \left(\log \frac{1}{\delta}\right)^2$$

where B is as defined in Theorem C.10.

Proof of Proposition C.12. In Theorem C.10, taking $m^2\epsilon^2 = mB^2 \log^2 \frac{1}{\delta}$, we get the desired result. □

We can lower bound the eigenvalues of \mathbf{A} using matrix concentration results.

Theorem C.13. *Let $\mathbf{a} = \left(\begin{array}{c} \vdots \\ \langle g, e_k \rangle \\ \vdots \end{array}\right)_{k=1}^J$ as $g \sim \mathcal{G}$ be a row of \mathbf{A} . Depending on whether the rows of \mathbf{A} are subgaussian or bounded a.s. we have the following two bounds:*

1. *Under Model B.1, i.e. with $D_g = N(0, \Lambda)$ where $\Lambda = \text{diag}(\lambda_1, \lambda_2, \dots)$, then with probability $1 - 2\exp(-ct_A^2)$ it holds that*

$$\lambda_J(\mathbf{A}) \geq \lambda_J \left(\sqrt{m} - C\sqrt{J} - t_A\right)^2,$$

if $\sqrt{m} \geq C\sqrt{J} + t_A$, where $C = \Theta(L_g^2)$ and $c = \Theta(1/L_g^4)$ where L_g is the subgaussian norm of the vector \mathbf{a} . In this case $L_g \leq C_g \lambda_1$, where C_g is an absolute constant.

2. *Under Model 2.2, i.e. if $g = \sigma(\langle w, x \rangle)$ with $w \sim \text{unif}(S^{d-1})$ and $N_0 + N_1 + \dots + N_{s-1} + 1 \leq J \leq N_0 + N_1 + \dots + N_s$ and s is 1 or even, we have that with probability $1 - 2J \exp(-ct_A^2)$*

$$\lambda_J(\mathbf{A}) \geq \sigma_s^2 \left(\sqrt{m} - t_A \sqrt{J}\right)^2,$$

if $\sqrt{m} \geq t_A \sqrt{J}$, where c is an absolute constant.

Under Model 6.4, with probability $1 - 2J \exp(-ct_A^2)$ we have that

$$\lambda_J(\mathbf{A}) \geq \sigma_s^2 \left(\sqrt{m} - t_A \sqrt{J} \right)^2,$$

This computation allows us to lower bound κ_S in the cases of Model 2.2 in Appendix E and Model 2.3 in Model B.1.

Proof of Theorem C.13. We will use Theorems 5.39 and 5.41 in (Vershynin, 2011). These theorems say that if the rows of a matrix are either bounded a.s. or sub-gaussian, then the singular values of this matrix are upper and lower bounded. Note first that in both cases, \mathbf{A} is a PSD matrix, so it's sufficient to consider the singular values of \mathbf{A} . In both cases, note that in order to apply the theorems from (Vershynin, 2011) to a matrix \mathbf{X} , we need to have $\Sigma(\mathbf{X}) = \mathbf{I}$, i.e. the rows of \mathbf{X} have to be isotropic random variables. Note that in both cases

$$\Sigma(\mathbf{A})_{ij} = \mathbb{E}_{\mathcal{G}} (\langle g, e_i \rangle \langle g, e_j \rangle).$$

If we let $\Sigma = \Sigma(\mathbf{A})$, we can apply these theorems to $\Sigma^{-\frac{1}{2}} \mathbf{G}$, where \mathbf{G} is such that $\mathbf{A} = \mathbf{G}^T \mathbf{G}$. In that case, the theorems say that with corresponding probabilities that

$$\begin{aligned} s_J(\Sigma^{-\frac{1}{2}} \mathbf{G}) &\geq (\sqrt{m} - c\sqrt{J} - t_A)^2 \\ s_J(\Sigma^{-\frac{1}{2}} \mathbf{G}) &\geq (\sqrt{m} - t_A \sqrt{J})^2, \end{aligned}$$

respectively, where s_J is the J -th singular value of a matrix. Note that we have that

$$s_J(\mathbf{G}) \geq s_{\min}(\Sigma^{\frac{1}{2}}) s_J(\Sigma^{-\frac{1}{2}} \mathbf{G}).$$

Therefore, we get that with corresponding probabilities

$$\lambda_J(\mathbf{A}) \geq \lambda_J(\Sigma) \left(s_J(\Sigma^{-\frac{1}{2}} \mathbf{G}) \right)^2.$$

Here, we need lower bounds on m so that we can square the inequality and go from singular values to eigenvalues.

In the case of Model 2.3, we have that

$$\Sigma(\mathbf{A})_{ij} = \Lambda.$$

Therefore, we have that $\lambda_J(\Sigma) = \lambda_J$. Note that we are only left with verifying the conditions of the theorem. First is that the rows of $\Sigma^{-\frac{1}{2}} \mathbf{A}$ are isotropic which is true by design. Second, we need that the rows of $\Sigma^{-\frac{1}{2}} \mathbf{A}$ are subgaussian with a subgaussian constant L_g . Note that if $X \sim N(0, \sigma)$ then $\|X\|_{\psi_2} \leq C\sigma$ for some absolute constant C . Note also that $\|\mathbf{a}\|_{\psi_2} = \sup_{x \in S^{J-1}} \|x^T \mathbf{a}\|_{\psi_2} \leq \sqrt{C_1 \sum_{i=1}^J x_i^2 \|\mathbf{a}_i^2\|_{\psi_2}^2} \leq \sqrt{C_1 C \sum_{i=1}^J x_i^2 \lambda_i^2} \leq \sqrt{C_1 C \lambda_1^2 \sum_{i=1}^J x_i^2} = \sqrt{C_1 C \lambda_1^2} = C_g \lambda_1$. Note that therefore under Model 2.3, the conditions of the Theorem 5.39 in Vershynin (2011) are satisfied, so we get that with probability $1 - 2 \exp(-ct_A^2)$

$$\lambda_J(\mathbf{A}) \geq \lambda_J \left(\sqrt{m} - C\sqrt{J} - t_A \right)^2,$$

as long as $\sqrt{m} \geq c\sqrt{J} + t_A$. Here $C = \Theta(L_g^2)$ and $c = \Theta(\frac{1}{L_g^4})$ in the sense that both C and c are upper and lower bounded by an absolute constant times the appropriate expression of L_g .

In the case of Model 2.2, note that since the target Assumption 6.6 will not have anything in the directions with zero σ_k , we can just ignore and reindex the basis functions. So, for now we will just write as if they are nonzero, but we will keep in mind that we skip the zero σ_k . Therefore, we have that

$$\Sigma(\mathbf{A})_{i,j} = \text{diag}(\sigma_1^2, \sigma_1^2, \dots, \sigma_2^2, \dots, \sigma_4^2, \dots),$$

where each σ_i repeats with the multiplicity N_i for $i = 1$ or i even (otherwise it's 0). Furthermore, note that $\|\mathbf{a}\|_2^2 = J$, so we can indeed apply Theorem 5.41 from (Vershynin, 2011). Therefore, we have that with probability at least $1 - 2J \exp(-ct_A^2)$

$$\lambda_J(\mathbf{A}) \geq \sigma_s^2(\sqrt{m} - t_A \sqrt{J})^2$$

where c is an absolute constant. □

D Weak-to-Strong Bound Applied to the Case of Linear Networks

Proof of Theorem 3.2. Follows from Theorem D.5. □

Proof of Theorem 6.8. This follows directly from Proposition B.2 and the general bound Theorem D.1. □

Theorem D.1 (Weak-to-Strong Generalization with Gaussian Feature Distribution). *Under Assumption 6.1, if Model B.1 holds for some K , and if the teacher attains minimum loss $\mathcal{L}_{\text{TE}} = \hat{\mathcal{L}}_{\min}$, then for the student trained until time T we have with probability at least $1 - \frac{4}{m}$ that*

$$\mathcal{L}_{\text{ST}} \leq \inf_{S \geq K} \left\{ \frac{(\sum_{i=1}^S \lambda_i)(\sum_{i=S+1}^{\infty} \lambda_i)}{\lambda_S^2} \frac{(\log m)^2}{m} \mathcal{L}_{\text{TE}} + \lambda_{S+1} T^2 \mathcal{L}_{\text{TE}} \right\} + \frac{e^{-\lambda_K T}}{2 - e^{-\lambda_K T}} \|f^*\|_{\mathcal{D}}^2.$$

Proof of Theorem D.1. This follows from Theorem 6.3 using Theorem D.4 and noting that we can replace $\lambda_{S+1} T^2 (1 - \kappa_S) \leq \lambda_{S+1} T^2$. □

D.1 Proofs Related to The Case of Linear Networks

We first aim to show that the k -th moments of $\|Y\|_{\mathcal{H}} = \|P_{\leq J} g\|_{\mathcal{D}} \|P_{\geq J+1} g\|_{\mathcal{D}}$ are bounded.

Proposition D.2. *Let $X = \sum_{i=1}^n a_i^2 X_i^2$ where X_i are i.i.d. standard Gaussian. Then for $k \geq 2$*

$$\mathbb{E}(X^k) \leq k! \left(\sum_{i=1}^m a_i^2 \right)^k.$$

Proof. Expanding the expression for $X^k = (\sum_{i=1}^n a_i^2 X_i^2)^k$ and using linearity of expectation, we have that

$$\mathbb{E}(X^k) = \sum_{|\alpha|=k} \frac{k!}{\alpha!} \prod_{i=1}^m ((a_i)^2)^{\alpha_i} \mathbb{E}((X_i^2)^{\alpha_i}).$$

Note that $\mathbb{E}(X_i^{2\alpha_i}) = (2\alpha_i - 1)!! \leq 2^{\alpha_i}(\alpha_i)!$, so we have that

$$\begin{aligned}\mathbb{E}\left(X^k\right) &= \sum_{|\alpha|=k} \frac{k!}{\alpha!} \prod_{i=1}^m ((a_i)^2)^{\alpha_i} \mathbb{E}\left((X_i^2)^{\alpha_i}\right) \leq \sum_{|\alpha|=k} \frac{k!}{\alpha!} \prod_{i=1}^m ((a_i)^2)^{\alpha_i} 2^{\alpha_i}(\alpha_i)! \\ &= \sum_{|\alpha|=k} \frac{k!}{\alpha!} \prod_{i=1}^m (2(a_i)^2)^{\alpha_i} = k! \sum_{|\alpha|=k} \frac{\alpha!}{\alpha!} \prod_{i=1}^m (2(a_i)^2)^{\alpha_i} \\ &\leq k! \sum_{|\alpha|=k} \frac{k!}{\alpha!} \prod_{i=1}^m (2(a_i)^2)^{\alpha_i}\end{aligned}$$

where the last inequality is true because $\alpha! \leq k!$. Note that $\sum_{|\alpha|=k} \frac{k!}{\alpha!} \prod_{i=1}^m (2(a_i)^2)^{\alpha_i} = (\sum_{i=1}^m 2a_i^2)^k$, so the final bound is

$$\mathbb{E}\left(X^k\right) \leq k! \sum_{|\alpha|=k} \frac{k!}{\alpha!} \prod_{i=1}^m (2(a_i)^2)^{\alpha_i} = k! \left(\sum_{i=1}^m 2a_i^2\right)^k.$$

□

This implies that $\|Y\|_{\mathcal{H}}^k$ is bounded for all $k \geq 2$ with an expression of the required form.

Proposition D.3. *Let $g \sim \mathcal{G}$ with $\langle g, e_i \rangle \sim N(0, \Lambda)$ with $\Lambda = \text{diag}(\lambda_1, \lambda_2, \dots)$. Then for Y it holds that for all $k \geq 2$*

$$\mathbb{E}\left(\|Y\|_{\mathcal{H}}^k\right) \leq k! \left(\sqrt{\left(2 \sum_{i=1}^J \lambda_i\right) \left(2 \sum_{i=J+1}^{\infty} \lambda_i\right)}\right)^k.$$

Therefore, in this case we can take $B = \sqrt{2 \left(2 \sum_{i=1}^J \lambda_i\right) \left(2 \sum_{i=J+1}^{\infty} \lambda_i\right)}$ and $L = \sqrt{\left(2 \sum_{i=1}^J \lambda_i\right) \left(2 \sum_{i=J+1}^{\infty} \lambda_i\right)}$.

Note that Proposition C.12 applies in this case as well. Additionally, Theorem C.13 applies in this case.

Theorem D.4. *Let $g \sim \mathcal{G}$ with $\langle g, e_i \rangle \sim N(0, \Lambda)$ with $\Lambda = \text{diag}(\lambda_1, \lambda_2, \dots)$. Then with probability at least $1 - 2\delta - 2 \exp(-c_1 \frac{1}{\lambda_1^2} t_A^2)$ we have that*

$$\lambda_1 \left((\sqrt{\mathbf{A}_S})^+ \mathbf{B}_S (\sqrt{\mathbf{A}_S})^+ \right) \leq \frac{\|F_B^\dagger F_A\|_{\mathcal{H}}^2}{\lambda_S(\mathbf{A})^2} \leq \frac{8m \left(\sum_{i=1}^S \lambda_i\right) \left(\sum_{i=S+1}^{\infty} \lambda_i\right) (\log \frac{1}{\delta})^2}{\lambda_S^2 \left(\sqrt{m} - C\sqrt{S} - t_A\right)^4}$$

where c_1 and C are absolute constants. Setting $t_A = \lambda_1^2 \log \frac{1}{\delta_1}$, $\delta = \frac{1}{m}$, $\delta_1 = \frac{1}{m}$, we get that with probability at least $1 - \frac{4}{m}$ we have

$$\lambda_1 \left((\sqrt{\mathbf{A}_S})^+ \mathbf{B}_S (\sqrt{\mathbf{A}_S})^+ \right) \leq \frac{8m \left(\sum_{i=1}^S \lambda_i\right) \left(\sum_{i=S+1}^{\infty} \lambda_i\right) (\log m)^2}{\lambda_S^2 \left(\sqrt{m} - C\sqrt{S} - \lambda_1^2 \log m\right)^4}.$$

If additionally $m = \omega(S)$ and $m = \omega((\lambda_1 \log m)^2)$ then with probability $1 - \frac{4}{m}$

$$\lambda_1 \left((\sqrt{\mathbf{A}_S})^+ \mathbf{B}_S (\sqrt{\mathbf{A}_S})^+ \right) \leq 8 \frac{\left(\sum_{i=1}^S \lambda_i\right) \left(\sum_{i=S+1}^{\infty} \lambda_i\right) (\log m)^2}{\lambda_S^2 m}.$$

Proof of Theorem D.4. This theorem follows directly by taking the appropriate lower bound from Theorem C.13 and combining that with the Hilbert concentration bound Proposition C.12. \square

D.2 Additional Proofs for Linear Networks

Proof of Theorem 3.3. This follows from Theorem D.6 by taking $\epsilon_d = 0.01$, $\epsilon_m = 0.01$, $m \geq \Theta(\alpha^{\frac{2}{1-\epsilon_d}})$ and $\delta = 0.01$. Note that since $m = \sqrt{\frac{d-1}{\alpha}}$ we can turn this inequality into an inequality with α and d , i.e. $\alpha \geq \Theta(\frac{1}{d^{0.49}})$. \square

Theorem D.5 (Weak-to-Strong Generalization with Linear Network). *Consider Model 2.3 when f^* is supported by the first k coordinates, i.e. $f^* = \beta \mathbf{x}$, where $\beta_i = 0$ for $i > k$ and take f^* to be norm 1. Take $\Psi_m = (1, \dots, 1, \frac{1}{m}, \dots, \frac{1}{m})$, where 1 is repeated k times and $\frac{1}{m}$ is repeated $N_1(m) = \alpha m^2$ times, with $\alpha = m^{-\eta}$ for any $\eta \in [0, \frac{1}{2}]$ (so $d = k + N_1(m)$). Then, for all $m > C\sqrt{k}$ ⁶, if the student is trained until time $T = \log m + \log \frac{1}{\mathcal{L}_{\text{TE}}}$ with probability at least 0.99,*

$$\begin{aligned} \mathcal{L}_{\text{TE}} &\geq \frac{\frac{1}{k}m^{-\eta}}{1 + \frac{1}{k}m^{-\eta}} \\ \mathcal{L}_{\text{ST}} &\leq k \frac{\log^2 m}{m^\eta} \mathcal{L}_{\text{TE}} + \frac{1}{m} (\log m + \log \frac{1}{\mathcal{L}_{\text{TE}}})^2 \mathcal{L}_{\text{TE}} + \frac{1}{m} \mathcal{L}_{\text{TE}} \end{aligned}$$

So, for all m we have with probability at least 0.99,

$$\mathcal{L}_{\text{ST}} \leq \tilde{O}(k \mathcal{L}_{\text{TE}}^2).$$

In particular $\text{PGR} \rightarrow 1$ as $M_{\text{TE}} \rightarrow \infty$.

Proof of Theorem D.5. For $k = 1$ this follows from Theorem D.6. Consider k copies of Theorem D.6 with $N(m) = \frac{\alpha}{k}m^2$ each, $\Psi_{m,1}, \dots, \Psi_{m,k}$. For example, $\Psi_{m,1} = (1, 0, \dots, 0, \frac{1}{m}, \dots, \frac{1}{m}, 0, \dots, 0)$, where we have $N(m) = \frac{N_1(m)}{k}$ repeating $\frac{1}{m}$. Note that a set of weights $\mathbf{w} \in \mathbb{R}^m$ that the teacher chooses to optimize over all k problems is worse than choosing a separate set of weights for each of the problems, so the loss will be greater than the sum of the losses in each of the subproblems. So if $\mathcal{L}_{\text{TE}}^i$ is the loss in the i -th instance, we have that $\mathcal{L}_{\text{TE}} \geq \sum_i \mathcal{L}_{\text{TE}}^i$. Let B_j^2 be the norm of f^* in the directions of the basis functions corresponding to the j -th subset of Ψ_m , i.e. $B_j^2 = \sum_{i \in \Psi_{m,j}} \beta_i^2$. Note that by the normalization of f^* , $\sum_{j=1}^k B_j^2 = 1$. Furthermore, note that our setup is scale homogeneous, i.e. if we scale $\|f^*\|_{\mathcal{D}}^2$ by c^2 then the loss will scale by c^2 as well. Therefore, we can apply Theorem D.6 to each of the k subproblems to get with probability at least $1 - 2 \exp(-\frac{1}{4}(\alpha m^2)^{\epsilon_d}) - 2 \exp(-\frac{1}{4}m^{\epsilon_m})$ that

$$\mathcal{L}_{\text{TE}}^j \geq B_j^2 \left(0.99 \frac{\alpha}{k} \frac{1}{\frac{\alpha}{k} + 1} - 2m^{-1/2+\epsilon_m} - (\alpha m^2)^{-1/2+\epsilon_d} \alpha \right) \geq 0.98 B_j^2 \frac{\frac{m^{-\eta}}{k}}{\frac{m^{-\eta}}{k} + 1}.$$

Therefore, we have that $\mathcal{L}_{\text{TE}} \geq \sum_{j=1}^k 0.98 B_j^2 \frac{\frac{m^{-\eta}}{k}}{\frac{m^{-\eta}}{k} + 1} = 0.98 \frac{\frac{m^{-\eta}}{k}}{\frac{m^{-\eta}}{k} + 1}$.

Now consider Theorem D.1 in this case. Set $S = k$. Then we get for $\delta_T = \frac{1}{m} \mathcal{L}_{\text{TE}}$ the upper bound since the sums of ψ_i are $\sum_{i=1}^k \psi_i = k$ and $\sum_{i=k+1}^d \psi_i = \alpha m$ respectively with probability at least

⁶here C is an absolute constant given by Theorem D.4

$$1 - \frac{1}{100} \frac{1}{m^4} - 2 \exp(-c_1 m^{1/4})$$

$$\mathcal{L}_{\text{ST}} \leq 40k\alpha \log^2 m \mathcal{L}_{\text{TE}} + \frac{1}{m} (\log m + \log \frac{1}{\mathcal{L}_{\text{TE}}})^2 \mathcal{L}_{\text{TE}} + \frac{1}{m} \mathcal{L}_{\text{TE}}$$

where the constant 40 comes from the constant 8 from the upper bound and the constant from $\log \frac{1}{\delta}$ by setting $\delta = 100m^4$. Note now that since \mathcal{L}_{TE} is lower bounded by $\frac{m^{-\eta}}{2k}$, we can combine $\log \frac{1}{\mathcal{L}_{\text{TE}}}$ and $\log m$ terms into

$$\mathcal{L}_{\text{ST}} \leq 50k \frac{\log^2 m}{m^\eta} \mathcal{L}_{\text{TE}}.$$

Here we bounded $(\log m + \log 2k)^2 \leq 2 \log m$. This exactly gives with probability at least $1 - \frac{1}{10} \frac{1}{m^4} - 2 \exp(-c_1 m^{1/4}) - 2 \exp(-\frac{1}{4}(\alpha m^2)^{\epsilon_d}) - 2 \exp(-\frac{1}{4}m^{\epsilon_m})$

$$\mathcal{L}_{\text{ST}} \leq \tilde{O}(k \mathcal{L}_{\text{TE}}^2).$$

By setting $\epsilon_d < \frac{1}{8}$ and $\epsilon_m < \frac{1}{8}$, we get that by union bound over all m , with probability at least 0.99 for all m

$$\mathcal{L}_{\text{ST}} \leq \tilde{O}(k \mathcal{L}_{\text{TE}}^2).$$

□

In Theorem D.6 we will establish a case where we can provably lower bound the teacher loss.

Theorem D.6 (Lower bound for Teacher Loss). *In Assumption 6.1 take $f^* = e_1$ and in Model 2.3 take $\langle g, e_i \rangle \sim N(0, \Lambda_m)$, where $\Lambda_m = \text{diag}(1, \frac{1}{m}, \frac{1}{m}, \dots, \frac{1}{m})$, where $\frac{1}{m}$ is repeated $N(m)$ times. If $N(m) = \alpha m^2$ then for all $\epsilon_d, \epsilon_m \in [0, \frac{1}{2}]$ with probability $1 - 2 \exp(-\frac{1}{4}(\alpha m)^{\epsilon_d}) - 2 \exp(-\frac{1}{4}m^{\epsilon_m})$ we have $\mathcal{L}_{\text{TE}} \geq 0.99 \frac{\alpha}{1+\alpha} - 2m^{-\frac{1}{2}+\epsilon_m} - (\alpha m)^{-\frac{1}{2}+\epsilon_d} \alpha$. Furthermore, as long as $\alpha m (\log \frac{1}{\delta})^2 = \Omega(m^{-2+\epsilon_s})$ for some $\epsilon_s > 0$, $1 - \delta - 2 \exp(-c_1 m^{\frac{1}{4}})$, we have that $\mathcal{L}_{\text{ST}} \leq \alpha m (\log(\frac{1}{\delta}))^2 \mathcal{L}_{\text{TE}} (1 + O(m^{-\epsilon_s}))$.*

Lemma D.7. *Let $\mathbf{G}_{ij} = \sum_{l=2}^{\infty} \langle g_j, e_i \rangle \langle g_l, e_i \rangle$, let $\mathbf{H}_{i,k} = \langle g_i, e_k \rangle \in \mathbb{R}^{m \times d}$, and let $\mathbf{g} = \begin{pmatrix} \vdots \\ \langle g_j, e_1 \rangle \\ \vdots \end{pmatrix}_{j=1}^m \sim$*

$N(0, \psi \mathbf{I}_m)$ be the rows of \mathbf{H} , i.e. $\Lambda = \psi \mathbf{I}_m$. Then with probability at least $1 - 2 \exp(-\frac{d\delta^2}{4})$ for all $\mathbf{v} \in \mathbb{R}^m$

$$\mathbf{v}^T \mathbf{G} \mathbf{v} \geq (1 - \delta) \text{tr}(\Lambda) \mathbf{v}^T \mathbf{v}.$$

Proof of Lemma D.7. Note that $\mathbf{G} = \mathbf{H} \mathbf{H}^T$ so we have that $\mathbf{v}^T \mathbf{G} \mathbf{v} = \|\mathbf{H}^T \mathbf{v}\|_2^2$. Not further that

$$\mathbf{H}^T \mathbf{v} = \begin{pmatrix} \vdots \\ \sum_{i=1}^m v_i \langle g_i, e_j \rangle \\ \vdots \end{pmatrix}_{j=1}^d \sim N(0, \psi \mathbf{I}_d \|v\|_2^2),$$

since the entries $\sum_{i=1}^m v_i \langle g_i, e_j \rangle$ are independent and each has variance $\psi \|v\|_2^2$.

Note now that

$$\|\mathbf{H}^T \mathbf{v}\|_2^2 = \sum_{j=1}^d \left(\sum_{i=1}^m v_i \langle g_i, e_j \rangle \right)^2 \sim \psi \|\mathbf{v}\|_2^2 (Z_1^2 + \dots + Z_d^2),$$

where $Z_i \sim N(0, 1)$ are iid, i.e. $\|\mathbf{H}^T \mathbf{v}\|_2^2 \sim \psi \|\mathbf{v}\|_2^2 X$ where $X \sim \chi_d^2$. By concentration of χ_d^2 distribution, we have that with probability at least $1 - 2 \exp(-\frac{d\delta^2}{4})$ that

$$\mathbf{v}^T \mathbf{G} \mathbf{v} = \|\mathbf{H}^T \mathbf{v}\|_2^2 \geq (1 - \delta) \psi d \mathbf{v}^T \mathbf{v} = (1 - \delta) \text{tr}(\Lambda) \mathbf{v}^T \mathbf{v}.$$

□

Proof of Theorem D.6. Let $\hat{f}_{\hat{\mathbf{w}}}$ be the teacher predictor. Note that we can rewrite this as

$$\begin{aligned} \mathbb{E}_{\mathcal{D}} \left(f^* - \hat{f}_{\mathbf{w}} \right)^2 &= \mathbb{E}_{\mathcal{D}} \left(e_1(x)^2 \left(1 - \sum_{j=1}^m w_j \langle g_j, e_1 \rangle \right)^2 \right) + \mathbb{E}_{\mathcal{D}} \left(\left(\sum_{j=1}^m w_j \sum_{i=2}^{\infty} \langle g_j, e_i \rangle e_i(x) \right)^2 \right) \\ &= 1 - 2 \sum_{j=1}^m w_j \langle g_j, e_1 \rangle + \left(\sum_{j=1}^m w_j \langle g_j, e_1 \rangle \right)^2 + \mathbb{E}_{\mathcal{D}} \left(\left(\sum_{i=2}^{\infty} \sum_{j=1}^m w_j \langle g_j, e_i \rangle e_i(x) \right)^2 \right) \\ &= 1 - 2 \sum_{j=1}^m w_j \langle g_j, e_1 \rangle + \left(\sum_{j=1}^m w_j \langle g_j, e_1 \rangle \right)^2 + \sum_{i=2}^{\infty} \mathbb{E}_{\mathcal{D}} \left(\left(\sum_{j=1}^m w_j \langle g_j, e_i \rangle \right)^2 \right) \\ &= 1 - 2 \sum_{j=1}^m w_j \langle g_j, e_1 \rangle + \left(\sum_{j=1}^m w_j \langle g_j, e_1 \rangle \right)^2 + \sum_{i=2}^{\infty} \left(\sum_{j=1}^m w_j \langle g_j, e_i \rangle \right)^2 \end{aligned}$$

Let $[\mathbf{G}]_{jl} = \sum_{i=2}^{\infty} \langle g_j, e_i \rangle \langle g_l, e_i \rangle$ and $\mathbf{g} = \begin{pmatrix} \vdots \\ \langle g_j, e_1 \rangle \\ \vdots \end{pmatrix}_{j=1}^m$.

Now, we can rewrite the above equation as follows.

$$\begin{aligned} \mathcal{L}(\hat{f}_{\mathbf{w}}) &= 1 - 2 \sum_{j=1}^m w_j \langle g_j, e_1 \rangle + \left(\sum_{j=1}^m w_j \langle g_j, e_1 \rangle \right)^2 + \sum_{i=2}^{\infty} \left(\sum_{j=1}^m w_j \langle g_j, e_i \rangle \right)^2 \\ &= 1 - 2 \mathbf{w}^T \mathbf{g} + (\mathbf{w}^T \mathbf{g})^2 + \mathbf{w}^T \mathbf{G} \mathbf{w}. \end{aligned}$$

By Lemma D.7, we have that with probability at least $1 - 2 \exp(-\frac{d\delta^2}{4})$ that

$$\mathbf{w}^T \mathbf{G} \mathbf{w} \geq (1 - \delta) \text{tr}(\Lambda) \mathbf{w}^T \mathbf{w},$$

where $d = N(m)$. Therefore, we have that

$$\mathcal{L}(\hat{f}_{\mathbf{w}}) = 1 - 2 \mathbf{w}^T \mathbf{g} + (\mathbf{w}^T \mathbf{g})^2 + \mathbf{w}^T \mathbf{G} \mathbf{w} \geq 1 - 2 \mathbf{w}^T \mathbf{g} + (\mathbf{w}^T \mathbf{g})^2 + (1 - \delta) \text{tr}(\Lambda) \mathbf{w}^T \mathbf{w}.$$

The last expression is minimized for $\mathbf{w} = \frac{1}{\|\mathbf{g}\|_2^2 + (1-\delta)\text{tr}(\Lambda)} \mathbf{g}$. Note that we have $\text{tr}(\Lambda) = \alpha m$. Note further that $\|\mathbf{g}\|_2^2 \sim \chi_m^2$, so it concentrates around m , i.e. with probability at least $1 - 2\exp(-\frac{\delta_m^2 m}{4})$ we have

$$(1 + \delta_m)m \geq \|\mathbf{g}\|_2^2 \geq (1 - \delta_m)m.$$

So overall, we have that with probability at least $1 - 2\exp(-\frac{d\delta^2}{4}) - 2\exp(-\frac{m\delta_m^2}{4})$

$$\begin{aligned} \mathcal{L}(\hat{f}_{\mathbf{w}}) &\geq \left(1 - \frac{\|\mathbf{g}\|_2^2}{\|\mathbf{g}\|_2^2 + (1-\delta)\text{tr}(\Lambda)}\right)^2 + (1-\delta)\text{tr}(\Lambda) \left(\frac{1}{\|\mathbf{g}\|_2^2 + (1-\delta)\text{tr}(\Lambda)}\right)^2 \|\mathbf{g}\|_2^2 \\ &\geq \left(1 - \frac{m(1+\delta_m)}{m(1+\delta_m) + (1-\delta)\alpha m}\right)^2 + (1-\delta)\alpha \left(\frac{1}{(1+\delta_m) + (1-\delta)\alpha}\right)^2 (1-\delta_m) \\ &= \frac{(1-\delta)\alpha}{1+\delta_m + (1-\delta)\alpha} - \frac{2\delta_m}{1+\delta_m + (1-\delta)\alpha}. \end{aligned}$$

Theorem D.4 in this case says that for $J = 1$ we have with probability $1 - \delta - 2\exp(-c_1 m^{\frac{1}{4}})$

$$1 - \kappa \leq 8 \frac{1 \cdot \frac{1}{m} N(m)}{m} (\log(\frac{1}{\delta}))^2 = 8\alpha m (\log(\frac{1}{\delta}))^2.$$

Therefore Theorem 6.3 implies that with probability at least $1 - \delta - 2\exp(-c_1 m^{\frac{1}{4}})$ with $T = \log(\frac{1}{\delta_T})$

$$\mathcal{L}_{\text{ST}} \leq 8\alpha m (\log(\frac{1}{\delta}))^2 \mathcal{L}_{\text{TE}} + \frac{1}{m^2} (\log(\frac{1}{\delta_T}))^2 \mathcal{L}_{\text{TE}} + \frac{\delta_T}{2 - \delta_T} \|f^*\|_2^2.$$

For $\delta_T = \frac{1}{m^2} \mathcal{L}_{\text{TE}}$, i.e. for stopping time $T = 2 \log m + \log \frac{1}{\mathcal{L}_{\text{TE}}}$

$$\mathcal{L}_{\text{ST}} \leq 8\alpha m (\log(\frac{1}{\delta}))^2 \mathcal{L}_{\text{TE}} \left(1 + \frac{2 \log^2 m + \log^2 \frac{1}{\mathcal{L}_{\text{TE}}}}{m^2 \cdot \alpha m (\log(\frac{1}{\delta}))^2}\right).$$

As long as $\alpha m (\log \frac{1}{\delta})^2 = \Omega(m^{-2+\epsilon_s})$ for some $\epsilon > 0$ this can be simplified to

$$\mathcal{L}_{\text{ST}} \leq 8\alpha m (\log(\frac{1}{\delta}))^2 \mathcal{L}_{\text{TE}} (1 + O(m^{-\epsilon_s})).$$

Note that we can simplify the lower bound for \mathcal{L}_{TE} , i.e. we have that with probability at least $1 - 2\exp(-\frac{d\delta^2}{4}) - 2\exp(-\frac{m\delta_m^2}{4})$

$$\mathcal{L}_{\text{TE}} \geq \frac{\alpha}{1 + \alpha + \delta_m - \delta\alpha} - 2\delta_m - \delta\alpha.$$

As long as $\frac{1}{100} \geq \delta_m - \delta\alpha$, this can be further simplified to

$$\mathcal{L}_{\text{TE}} \geq 0.99 \frac{\alpha}{1 + \alpha} - 2\delta_m - \delta\alpha.$$

Therefore, taking $\delta = \frac{1}{d^{\frac{1}{2}-\epsilon_d}}$ and $\delta_m = \frac{1}{m^{\frac{1}{2}-\epsilon_m}}$, we have that with probability at least $1 - 2\exp(-\frac{1}{4}(\alpha m^2)^{\epsilon_d}) - 2\exp(-\frac{1}{4}m^{\epsilon_m})$ that

$$\mathcal{L}_{\text{TE}} \geq 0.99 \frac{\alpha}{1 + \alpha} - 2m^{-\frac{1}{2}+\epsilon_m} - (\alpha m^2)^{-\frac{1}{2}+\epsilon_d} \alpha.$$

□

E Weak-to-Strong Bound Applied to the Case of 2-layer NN

This section deals with Model 2.2 and Model 6.4.

Proof of Theorem 3.1. In Theorem E.2, if we select $\delta_T = \frac{1}{\sqrt{M_{\text{TE}}}} \mathcal{L}_{\text{TE}}$, then with stopping time $T = \frac{1}{\sigma_k^2} (\log M_{\text{TE}} + \log \frac{1}{\mathcal{L}_{\text{TE}}})$ we have that with probability $1 - \frac{2}{M_{\text{TE}}} - K \exp(-c \frac{M_{\text{TE}}}{K})$

$$\begin{aligned} \mathcal{L}_{\text{ST}} &\leq O_{d,k} \left(\frac{1}{\sqrt{M_{\text{TE}}}} (\log M_{\text{TE}})^2 \right) \mathcal{L}_{\text{TE}} \\ &\quad + O_{d,k} \left(\frac{1}{\sigma_k^4} \frac{1}{\sqrt{M_{\text{TE}}}} \right) (\log M_{\text{TE}} - \log \mathcal{L}_{\text{TE}})^2 \mathcal{L}_{\text{TE}} + \frac{1}{\sqrt{M_{\text{TE}}}} \mathcal{L}_{\text{TE}} \|f^*\|_{\mathcal{D}}^2. \end{aligned}$$

This will hold if $M_{\text{TE}} / \log M_{\text{TE}} > K = N_k + \dots + N_0$ so it suffices to have $M_{\text{TE}} \geq (N_0 + \dots + N_k)^2$. For our setup, this is $(N_0 + \dots + N_k)^2 = \Theta(d^{2k})$. From this we have that

$$\begin{aligned} \mathcal{L}_{\text{ST}} &\leq O_{d,k} \left(\frac{1}{\sqrt{M_{\text{TE}}}} (\log M_{\text{TE}})^2 \right) \mathcal{L}_{\text{TE}} \\ &\quad + O_{d,k} \left(\frac{1}{\sigma_k^4} \frac{1}{\sqrt{M_{\text{TE}}}} \right) (\log^2 M_{\text{TE}} + \log^2 \mathcal{L}_{\text{TE}}) \mathcal{L}_{\text{TE}} + \frac{1}{\sqrt{M_{\text{TE}}}} \mathcal{L}_{\text{TE}} \end{aligned}$$

where we used the fact that the target is normalized. Note now that from Lemma E.8, we have that σ_k can be absorbed into the $O_{d,k}$. So we have that

$$\begin{aligned} \mathcal{L}_{\text{ST}} &\leq O_{d,k} \left(\frac{1}{\sqrt{M_{\text{TE}}}} (\log M_{\text{TE}})^2 \right) \mathcal{L}_{\text{TE}} \\ &\quad + O_{d,k} \left(\frac{1}{\sqrt{M_{\text{TE}}}} \right) \log^2 \mathcal{L}_{\text{TE}} \mathcal{L}_{\text{TE}}. \end{aligned}$$

This can be written as

$$\mathcal{L}_{\text{ST}} \leq O_{d,k} \left(\frac{\log^2 M_{\text{TE}} + \log^2 \mathcal{L}_{\text{TE}}}{\sqrt{M_{\text{TE}}}} \mathcal{L}_{\text{TE}} \right).$$

Now, to get the right exponent, we need a sharp lower bound on \mathcal{L}_{TE} . We can get that under the Gaussian Universality Ansatz. Under Gaussian Universality Ansatz, the teacher's test risk \mathcal{L}_{TE} behaves like the deterministic equivalent Equation (21). Therefore, Theorem D.6 applies, which tells us that

$$\mathcal{L}_{\text{TE}} \geq \Theta \left(M_{\text{TE}}^{-\alpha} d^{2K} \|f\|_{\mathcal{D}}^2 \right).$$

In other words, $M_{\text{TE}}^{-1} \leq O_{d,k} (\mathcal{L}_{\text{TE}}^{\frac{1}{\alpha}})$.

Note that under Gaussian Universality, since \mathcal{L}_{TE} is lower bounded polynomially in M_{TE} , we can absorb $\log^2 \mathcal{L}_{\text{TE}}$ into $\log^2 M_{\text{TE}}$. Therefore, we get

$$\mathcal{L}_{\text{ST}} \leq O_{d,k} \left(\frac{1}{\sqrt{M_{\text{TE}}}} (\log M_{\text{TE}})^2 \right) \mathcal{L}_{\text{TE}}.$$

So we have that

$$\mathcal{L}_{\text{ST}} \leq O_{d,k} \left(\frac{\log^2 M_{\text{TE}}}{\sqrt{M_{\text{TE}}}} \right) \mathcal{L}_{\text{TE}} \leq \tilde{O}_{d,k} \left(\mathcal{L}_{\text{TE}}^{1+\frac{1}{2\alpha}} \right).$$

Since we can take α to be close to $\frac{d+2}{d-2}$, for $d > 200$ we will have this be 1.02 so the final exponent is 1.49. Finally, note that here K is the number of nonzero σ_k up to index k , so by Corollary E.9, it is of order $\Theta(d^k)$. since c is an absolute constant, for $M_{\text{TE}} > \Theta(d^{2k})$, $K \exp(-c\frac{M_{\text{TE}}}{d^k}) < \frac{1}{M_{\text{TE}}}$ and otherwise we can have the constant in $O_{d,k}$. \square

Proof of Theorem 6.5. This is given by Theorem E.1 for $t_A = \frac{1}{2}\sqrt{\frac{M_{\text{TE}}}{K}}$. Note that since $M_{\text{TE}} \geq K$, Assumption 6.2 holds with probability one. \square

Theorem E.1 (Master Bound for Weak-to-Strong Generalization with 2-layer NN). *Under Model 2.2, if Assumption 6.1 is satisfied for f^* and K . If $\sqrt{m} \geq t_A\sqrt{K}$ and the teacher attains minimum loss $\mathcal{L}_{\text{TE}} = \hat{\mathcal{L}}_{\min}$, then the student trained to early stopping time $T = \frac{1}{\sigma_k^2} \log \frac{1}{\delta_T}$ will have with probability at least $1 - 2\delta - 2K \exp(-ct_A^2)$*

$$\mathcal{L}_{\text{ST}} \leq \inf_{S \geq K} \left\{ \frac{m(\sum_{k=1}^S \sigma_k^2)(\sum_{k=S+1}^{\infty} \sigma_k^2) \log^2 m}{\sigma_S^4(\sqrt{m} - t_A\sqrt{K})^2} \mathcal{L}_{\text{TE}} + \frac{\sigma_{S+1}^4}{\sigma_k^4} \left(\log \frac{1}{\delta_T} \right)^2 \mathcal{L}_{\text{TE}} \right\} + \frac{\delta_T}{2 - \delta_T} \|f^*\|_{\mathcal{D}}^2.$$

Proof of Theorem E.1. Follows directly by instantiating Theorem 6.3 with the lower bound on κ_S given by Theorem E.4 and the lower bound on $\lambda_J(\mathbf{A})$ given by Theorem C.13. Finally, we just choose $T = \frac{1}{\sigma_k^2} \log \frac{1}{\delta_T}$. \square

E.1 Weak-to-Strong Bound Applied to the Case of 2-layer ReLU NN

Proof of Theorem 6.7. This is given by Theorem E.2. \square

Theorem E.2 (Weak-to-Strong Generalization with 2-layer ReLU NN). *Under Model 2.2, if Assumption 6.1 is satisfied for f^* and K , let k be the unique number such that $N_0 + \dots + N_{k-1} + 1 \leq K \leq N_0 + \dots + N_k$. If $M_{\text{TE}}/\log M_{\text{TE}} \geq K$ and the teacher attains minimum loss $\mathcal{L}_{\text{TE}} = \hat{\mathcal{L}}_{\min}$, then the student trained to early stopping time $T = \frac{1}{\sigma_k^2} \log \frac{1}{\delta_T}$ will have with probability at least $1 - \frac{2}{M_{\text{TE}}} - K \exp(-c\frac{M_{\text{TE}}}{k})$*

$$\begin{aligned} \mathcal{L}_{\text{ST}} &\leq O_{d,k} \left(\frac{1}{\sqrt{M_{\text{TE}}}} (\log M_{\text{TE}})^2 \right) \mathcal{L}_{\text{TE}} \\ &\quad + O_{d,k} \left(\frac{1}{\sigma_k^4} \frac{1}{\sqrt{M_{\text{TE}}}} \right) \left(\log \frac{1}{\delta_T} \right)^2 \mathcal{L}_{\text{TE}} + \frac{\delta_T}{2 - \delta_T} \|f^*\|_{\mathcal{D}}^2. \end{aligned}$$

Here c is an absolute constant.

Proof of Theorem E.2. We will apply Theorem E.1. Note that the eigenvalues of the activation functions σ in this case are σ_k and note that for odd $k > 1$, we have $\sigma_k = 0$. Note that we can just

ignore the zero eigenvalues. So in this case, σ_S will actually be equal to σ_s and σ_{S+1} to σ_{s+2} if we select $S = N_0 + \dots + N_s$. Take s from Proposition E.3. Then the proposition says that we have

$$\begin{aligned} \frac{m(\sum_{k=1}^s \sigma_k^2 N_k)(\sum_{k=s}^{\infty} \sigma_k^2 N_k) (\log \frac{1}{\delta})^2}{\sigma_s^4 (\sqrt{m} - t_A \sqrt{K})^4} &\leq \Theta_d \left(\frac{m\sqrt{m} (\log \frac{1}{\delta})^2}{(\sqrt{m} - t_A \sqrt{K})^4} \right) \\ \lambda_{S+1}^2 T^2 = \frac{\sigma_{s+2}^4}{\sigma_k^4} \left(\log \frac{1}{\delta_T} \right)^2 &\leq \Theta_d \left(\frac{1}{\sqrt{m}} \frac{1}{\sigma_k^4} \left(\log \frac{1}{\delta_T} \right)^2 \right). \end{aligned}$$

Therefore, from Theorem E.1, we have that with probability at least $1 - 2\delta - 2K \exp(-ct_A^2)$

$$\begin{aligned} \mathcal{L}_{\text{ST}} &\leq \Theta_d \left(\frac{m\sqrt{m} (\log \frac{1}{\delta})^2}{(\sqrt{m} - t_A \sqrt{K})^4} \right) \mathcal{L}_{\text{TE}} \\ &+ \Theta \left(\frac{1}{\sqrt{m}} \frac{1}{\sigma_k^2} \left(\log \frac{1}{\delta_T} \right)^2 \right) \left(\log \frac{1}{\delta_T} \right)^2 \mathcal{L}_{\text{TE}} + \frac{\delta_T}{2 - \delta_T} \|f^*\|_{\mathcal{D}}^2. \end{aligned}$$

Take $\delta = \frac{1}{m}$ and take $t_a = m^{\frac{1}{2}} \frac{1}{2\sqrt{K}}$ so that $\sqrt{m} - t_A \sqrt{K} \geq \sqrt{m}/2$. Then $2K \exp(-ct_A^2) \leq \frac{1}{m}$ if $\frac{m}{\log m} \geq K$. Note that therefore with probability at least $1 - \frac{4}{m}$, we have

$$\begin{aligned} \mathcal{L}_{\text{ST}} &\leq \Theta_d \left(\frac{1}{\sqrt{M_{\text{TE}}}} (\log M_{\text{TE}})^2 \right) \mathcal{L}_{\text{TE}} \\ &+ \Theta \left(\frac{1}{\sigma_k^4} \frac{1}{\sqrt{M_{\text{TE}}}} \right) \left(\log \frac{1}{\delta_T} \right)^2 \mathcal{L}_{\text{TE}} + \frac{\delta_T}{2 - \delta_T} \|f^*\|_{\mathcal{D}}^2. \end{aligned}$$

□

E.2 Proofs Related to 2-layer NN

Proposition E.3 (Optimal choice of s). *We can take $s = m^{\frac{1}{4(d-4)}} + o_m(1)$ (s is closest even integer to $m^{\frac{1}{4(d-4)}}$) so that*

$$\begin{aligned} \frac{m(\sum_{k=1}^s \sigma_k^2 N_k)(\sum_{k=s}^{\infty} \sigma_k^2 N_k) (\log \frac{1}{\delta})^2}{\sigma_s^4 (\sqrt{m} - t_A \sqrt{K})^4} &\leq \Theta_d \left(\frac{m\sqrt{m} (\log \frac{1}{\delta})^2}{(\sqrt{m} - t_A \sqrt{K})^4} \right) \\ \lambda_{S+1}^2 T^2 = \frac{\sigma_{s+2}^4}{\sigma_k^4} \left(\log \frac{1}{\delta_T} \right)^2 &\leq \Theta_d \left(\frac{1}{\sqrt{m}} \frac{1}{\sigma_k^4} \left(\log \frac{1}{\delta_T} \right)^2 \right). \end{aligned}$$

Note that this Θ hides absolute constants and d dependence.

Proof. Note that for $k \gg d$ we have that $N_k = \Theta(k^{d-2})$. This follows directly from the closed form $N_k = \frac{(2k+d-2)(k+d-3)!}{k!(d-2)!}$. Furthermore, by Lemma E.8, we have that $\sigma_k^2 = \Theta(k^{-(d+2)})$ for even $k \gg d$.

Furthermore, $\sum_{k=1}^{\infty} \sigma_k^2 N_k = \sigma(1)$. So, we have that

$$\frac{m(\sum_{k=1}^s \sigma_k^2 N_k)(\sum_{k=s}^{\infty} \sigma_k^2 N_k) (\log \frac{1}{\delta})^2}{\sigma_s^4 (\sqrt{m} - t_A \sqrt{K})^4} \leq \frac{1}{\sigma_s^4} \frac{m\sigma(1)^2 (\log \frac{1}{\delta})^2}{(\sqrt{m} - t_A \sqrt{K})^4}.$$

Therefore, taking $s = m^{\frac{1}{4(d+2)}} + o_m(1)$, where $o_m(1)$ is taken so that s is the closest integer to $m^{\frac{1}{4(d+2)}}$. Then since $\sigma_s^2 = \Theta(s^{-(d+2)})$, we have that $\sigma_s^2 = \Theta(m^{-\frac{1}{4}})$, so $\frac{1}{\sigma_s^4} = \Theta(\sqrt{m})$. Note that $\sigma_{s+2}^2 = \Theta((m^{\frac{1}{4(d+2)}} + 2)^{-(d+2)}) = \Theta(m^{-\frac{1}{4}})$. Therefore $\sigma_{s+2}^4 = \Theta(\frac{1}{\sqrt{m}})$. \square

Theorem E.4. *Under Model 2.2, if Assumption 6.1 is satisfied for f^* and K , let s be such that $N_0 + \dots + N_{s-1} + 1 \leq K \leq N_0 + \dots + N_s$. Then with probability at least $1 - 2\delta - 2K \exp(-ct_A^2)$*

$$\lambda_1\left(\left(\sqrt{\mathbf{A}_S}\right)^+ \mathbf{B}_S\left(\sqrt{\mathbf{A}_S}\right)^+\right) \leq \frac{\|F_B^\dagger F_A\|_{\mathcal{H}}^2}{\lambda_S(\mathbf{A})^2} \leq \frac{m(\sum_{k=1}^s \sigma_k^2 N_k)(\sum_{k=s}^{\infty} \sigma_k^2 N_k) (\log \frac{1}{\delta})^2}{\sigma_s^4 (\sqrt{m} - t_A \sqrt{K})^4}$$

where c is an absolute constant and $\delta \in (0, 1)$. For $s \geq 2$ then with probability at least $1 - 2\delta - 2K \exp(-ct_A^2)$

$$\lambda_1\left(\left(\sqrt{\mathbf{A}_S}\right)^+ \mathbf{B}_S\left(\sqrt{\mathbf{A}_S}\right)^+\right) \leq \frac{m\sigma(1)^2 (\log \frac{1}{\delta})^2}{\sigma_s^4 (\sqrt{m} - t_A \sqrt{K})^4}.$$

Proof. The first bound follows from Theorem C.13 applied to $\lambda_J(\mathbf{A})$ and Proposition C.12 applied with Corollary E.7. This gives that with probability at least $1 - 2\delta - 2K \exp(-ct_A^2)$

$$\lambda_1\left(\left(\sqrt{\mathbf{A}_S}\right)^+ \mathbf{B}_S\left(\sqrt{\mathbf{A}_S}\right)^+\right) \leq \frac{\|F_B^\dagger F_A\|_{\mathcal{H}}^2}{\lambda_S(\mathbf{A})^2} \leq \frac{m(\sum_{k=1}^s \sigma_k^2 N_k)(\sum_{k=s}^{\infty} \sigma_k^2 N_k) (\log \frac{1}{\delta})^2}{\sigma_s^4 (\sqrt{m} - t_A \sqrt{K})^4}.$$

The second bound follows by noting that $\sum_{k=1}^{\infty} \sigma_k^2 N_k = \sigma(\langle \mathbf{x}, \mathbf{x} \rangle) = \sigma(1)$. \square

In this case, the basis of eigenfunctions can be taken to be the spherical harmonics $\{\{\phi_{k,i}\}_{i=1}^{N_k}\}_{k=1}^{\infty}$ where $\phi_{k,i}$ is the i -th spherical harmonic of order k in d dimensions and $N_k = \frac{(2k+d-2)(k+d-3)!}{k!(d-2)!}$ is the dimensionality of spherical harmonics of order k in d dimensions.

Proposition E.5 (Eigendecomposition of the kernel induced by random features in the case of 2-layer NN). *Under Model 2.2, the kernel induced by the random features is given by*

$$\mathcal{K}(\mathbf{x}, \mathbf{x}') = \sum_{k=1}^{\infty} \sigma_k^2 \langle \phi_k(\mathbf{x}), \phi_k(\mathbf{x}') \rangle.$$

Here, $\phi_k : \mathbb{R}^d \rightarrow \mathbb{R}^{N_k}$ is a vector of spherical harmonics of order k in d dimension, $N_k = \frac{(2k+d-2)(k+d-3)!}{k!(d-2)!}$, and σ_k is the k -th term in the decomposition of the ReLU functions σ to the basis of $\{\phi_k\}_{i=1}^{\infty}$.

We provide the estimates for the size of σ_k in Appendix E.3.

Finally, we find B and L in the spherical case.

Proposition E.6. *Under Model 2.2, if $J = N_0 + N_1 + \dots + N_s$ then*

$$\begin{aligned}\|P_{\leq J}g\|_{\mathcal{D}}^2 &= \sum_{k=1}^s \sigma_k^2 N_k \\ \|P_{\geq J+1}g\|_{\mathcal{D}}^2 &= \sum_{k=s+1}^{\infty} \sigma_k^2 N_k.\end{aligned}$$

$$\text{So } L = B = \sqrt{\left(\sum_{k=1}^s \sigma_k^2 N_k\right) \left(\sum_{k=s+1}^{\infty} \sigma_k^2 N_k\right)}.$$

Proof. We have that

$$\begin{aligned}P_{\leq J}g &= \sum_{k=1}^s \sigma_k \phi_k(\mathbf{w})^T \phi_k(\mathbf{x}) \\ \|P_{\leq J}g\|_{\mathcal{D}}^2 &= \left\langle \sum_{k=1}^s \sigma_k \phi_k(\mathbf{w})^T \phi_k(\mathbf{x}), \sum_{l=1}^s \sigma_l \phi_l(\mathbf{w})^T \phi_l(\mathbf{x}) \right\rangle_{\mathcal{D}} = \sum_{k=1}^s \sum_{l=1}^s \sigma_k \sigma_l \langle \phi_k(\mathbf{w})^T \phi_k(\mathbf{x}), \phi_l(\mathbf{w})^T \phi_l(\mathbf{x}) \rangle_{\mathcal{D}}.\end{aligned}$$

Now since $\phi_k(\mathbf{w})^T \phi_k(\mathbf{x}) = \sum_{j=1}^{N_k} \phi_{k,j}(\mathbf{w}) \phi_{k,j}(\mathbf{x})$ and since $\{\phi_{k,j}\}$ are orthogonal w.r.t \mathcal{D} , only the terms of the form $\phi_{k,j}(\mathbf{w}) \phi_{k,j}(\mathbf{x}) \phi_{k,j}(\mathbf{w}) \phi_{k,j}(\mathbf{x})$ remain. For these, we have that $\mathbb{E}_{\mathcal{D}} (\phi_{k,j}(\mathbf{w}) \phi_{k,j}(\mathbf{x}) \phi_{k,j}(\mathbf{w}) \phi_{k,j}(\mathbf{x})) = \phi_{k,j}(\mathbf{w})^2 \cdot 1$. So we have that

$$\begin{aligned}\|P_{\leq J}g\|_{\mathcal{D}}^2 &= \sum_{k=1}^s \sigma_k^2 \langle \phi_k(\mathbf{w})^T \phi_k(\mathbf{x}), \phi_k(\mathbf{w})^T \phi_k(\mathbf{x}) \rangle_{\mathcal{D}} \\ &= \sum_{k=1}^s \sigma_k^2 \phi_{k,j}(\mathbf{w})^2 = \sum_{k=1}^s \sigma_k^2 N_k.\end{aligned}$$

The last step holds because $\phi_k(\mathbf{w})^T \phi_k(\mathbf{w}) = N_k P_k(\langle \mathbf{w}, \mathbf{w} \rangle) = N_k P_k(1) = N_k$.

The same argument shows that $\|P_{J+1}g\|_{\mathcal{D}}^2 = \sum_{k=s+1}^{\infty} \sigma_k^2 N_k$. □

Corollary E.7. *Under Model 2.2, if $N_0 + \dots + N_{s-1} + 1 \leq J \leq N_0 + \dots + N_s$ then*

$$L = B = \sqrt{\left(\sum_{k=1}^s \sigma_k^2 N_k\right) \left(\sum_{k=s}^{\infty} \sigma_k^2 N_k\right)}.$$

This simplifies to $L = B \leq \Theta\left(\frac{1}{d}\right) \sqrt{\frac{2^s}{s!}}$.

Proof. Note that if $J = N_0 + N_1 + \dots + N_{s-1} + p$ for some $1 \leq p \leq N_s$ then we have that

$$\begin{aligned}\|P_{\leq J}g\|_{\mathcal{D}}^2 &= \sum_{k=1}^{s-1} \sigma_k^2 N_k + p \sigma_s^2 \\ \|P_{\geq J+1}g\|_{\mathcal{D}}^2 &= (N_s - p) \sigma_s^2 + \sum_{k=s+1}^{\infty} \sigma_k^2 N_k.\end{aligned}$$

□

E.3 Computation of the Kernel Eigenvalues for the case 2-layer NN

Proof. of Proposition E.5: For ReLU activation, we can do the following decomposition:

$$\sigma(\langle \mathbf{w}, \mathbf{x} \rangle) = \sum_{k \geq 0} N_k \sigma_k P_{d,k}(\langle \mathbf{w}, \mathbf{x} \rangle) = \sum_{k \geq 0} \sigma_k \langle \phi_{d,k}(\mathbf{w}), \phi_{d,k}(\mathbf{x}) \rangle,$$

Here σ_k is given by

$$\sigma_k = \frac{|\mathbb{S}^{d-2}|}{|\mathbb{S}^{d-1}|} \int_0^1 s P_{k,d}(s) (1-s^2)^{\frac{d-3}{2}} ds.$$

Combining this with $|\mathbb{S}^{d-1}| = \frac{2\pi^{d/2}}{\Gamma(\frac{d}{2})}$, we have

$$\sigma_k = \frac{\Gamma(\frac{d}{2})}{\sqrt{\pi} \Gamma(\frac{d-1}{2})} \int_0^1 s P_{k,d}(s) (1-s^2)^{\frac{d-3}{2}} ds.$$

The eigendecomposition of the kernel in this case is given by

$$\mathcal{K}(\mathbf{x}, \mathbf{x}') = \mathbb{E}_{\mathbf{w}}[\sigma(\langle \mathbf{w}, \mathbf{x} \rangle) \sigma(\langle \mathbf{w}, \mathbf{x}' \rangle)] = \mathbb{E}_{\mathbf{w}} \left[\sum_{k \geq 0} \sigma_k \langle \phi_k(\mathbf{w}), \phi_k(\mathbf{x}) \rangle \cdot \sigma_k \langle \phi_k(\mathbf{w}), \phi_k(\mathbf{x}') \rangle \right] = \sum_{k \geq 0} \sigma_k^2 \langle \phi_k(\mathbf{x}), \phi_k(\mathbf{x}') \rangle.$$

□

Now, we find the size of σ_k .

Lemma E.8 (Size of σ_k). *Depending on the size of d and k , the following holds for the size of coefficients of ReLU activation in the basis of Legendre polynomials $\sigma_k = \frac{\Gamma(\frac{d}{2})}{\sqrt{\pi} \Gamma(\frac{d-1}{2})} \cdot \frac{1}{2^k} \frac{1}{(\frac{k}{2} + \frac{d-1}{2}) \dots (\frac{d-1}{2})}$ for even k , $\sigma_1 = \frac{1}{2d}$, and $\sigma_k = 0$ for odd $k > 1$. Asymptotically, this means*

1. $\sigma_0 = \frac{1}{\sqrt{2\pi d}} + \Theta(d^{-\frac{3}{2}})$, $\sigma_1 = \frac{1}{2d}$
2. If $k = \Theta(1)$, then for even k , $\sigma_k = \Theta(d^{-\frac{k+1}{2}})$.
3. If $k \gg d$, then for even k , $\sigma_k = \Theta(k^{-\frac{d-1}{2} - \frac{3}{2}})$.

Proof. The third case is shown in Petrini et al. (2022). To prove the general claim, we use the formula derived in Petrini et al. (2022)

$$\sigma_k = \frac{\Gamma(\frac{d}{2})}{\sqrt{\pi} \Gamma(\frac{d-1}{2})} \cdot \frac{\Gamma(\frac{d-1}{2})}{\Gamma(k + \frac{d-1}{2})} \left(- \left(-\frac{1}{2} \right)^k \right) \frac{d^{k-2}}{dt^{k-2}} (1-t^2)^{k + \frac{d-3}{2}} \Big|_0^1.$$

Note that all terms will be multiplied by $(1-t^2)^{2 + \frac{d-3}{2}}$ which is 0 at $t = 1$, so we only need to consider $t = 0$. Note that if a term has a nonzero power of t , it will be evaluated to 0. When taking j -th ($j \leq k-2$) derivative of the expression above, all the terms will be in the form of $(1-t^2)^{l + \frac{d-3}{2}} t^s$ times some constant that depends on d for some integers l and s . So if out of $k-2$ derivatives we take a on the term with $(1-t^2)$ and $k-2-a$ on t^s (note that the ordering doesn't matter as we

only add constants), in order to have term with no t at the end, we need to have $k - 2 - a = s$, but $s = a$ so we have that $a = \frac{k-2}{2}$. Therefore, the evaluated derivate equals exactly

$$\frac{d^{k-2}}{dt^{k-2}}(1-t^2)^{k+\frac{d-3}{2}} \Big|_0^1 = \left(k + \frac{d-3}{2}\right) \dots \left(k - \left(\frac{k-2}{2} - 1\right) + \frac{d-3}{2}\right) = \left(k + \frac{d-3}{2}\right) \dots \left(\frac{k+4}{2} + \frac{d-3}{2}\right).$$

Note that $\frac{\Gamma(\frac{d-1}{2})}{\Gamma(k+\frac{d-1}{2})} = \frac{1}{(k-1+\frac{d-1}{2})\dots(\frac{d-1}{2})}$, therefore we can compute that

$$\begin{aligned} \sigma_k &= \frac{1}{2^k} \frac{\Gamma(\frac{d}{2})}{\sqrt{\pi}\Gamma(\frac{d-1}{2})} \cdot \frac{1}{(k-1+\frac{d-1}{2})\dots(\frac{d-1}{2})} \left(k + \frac{d-3}{2}\right) \dots \left(\frac{k+4}{2} + \frac{d-3}{2}\right) \\ \sigma_k &= \frac{\Gamma(\frac{d}{2})}{\sqrt{\pi}\Gamma(\frac{d-1}{2})} \cdot \frac{1}{2^k} \frac{1}{(\frac{k}{2} + \frac{d-1}{2})\dots(\frac{d-1}{2})}. \\ \sigma_k &= \frac{\Gamma(\frac{d}{2})}{\sqrt{\pi}\Gamma(\frac{d-1}{2})} \cdot \frac{1}{2} \frac{1}{(k+d-1)((k-2)+d-1)((k-4)+d-1)\dots(2+d-1)(d-1)}. \end{aligned}$$

So, when $k = \Theta(1)$ we have that this is $\sigma_k = \Theta(d^{\frac{1}{2}}d^{-\frac{k+2}{2}}) = \Theta(d^{-\frac{k+1}{2}})$, since the first term is $\frac{\Gamma(\frac{d}{2})}{\sqrt{\pi}\Gamma(\frac{d-1}{2})} = \Theta(d^{\frac{1}{2}})$. \square

Corollary E.9 (Size of $\sigma_k^2 N_k$). *The following bound holds for $\sigma_k^2 N_k$ for k even or $k = 1$. If $k \gg d$ then $\sigma_k^2 N_k = \Theta(k^{-4})$. If $k \ll d$ then $\sigma_k^2 N_k = \Theta(d^{-1})$. If $k > 1$ is odd, then $\sigma_k^2 N_k = 0$.*

Proof. We have for $\sigma_k^2 N_k$ that

$$\begin{aligned} \sigma_k^2 N_k &= \frac{1}{4} \left(\frac{\Gamma(\frac{d}{2})}{\sqrt{\pi}\Gamma(\frac{d-1}{2})}\right)^2 \cdot \frac{(d-1)(d-1+1)\dots(d-1+k-2)}{(k+d-1)^2 \dots (d-1+2)^2 (d-1)^2} (2k+d-2) \\ &= \frac{1}{4} \left(\frac{\Gamma(\frac{d}{2})}{\sqrt{\pi}\Gamma(\frac{d-1}{2})}\right)^2 \cdot (2k+d-2) \frac{(d-1+1)(d-1+3)\dots(d-1+k-3)}{(d-1)(d-1+2)\dots(d-1+k-4)(d-1+k-2)} \frac{1}{(d-1+k)^2}. \end{aligned}$$

When $k \ll d$, we can just count the terms with d in the numerator and denominator and note that $\left(\frac{\Gamma(\frac{d}{2})}{\sqrt{\pi}\Gamma(\frac{d-1}{2})}\right)^2 = \Theta(d)$. For $k \gg d$, we just need to count the terms with k in the numerator and denominator. The results follow. \square

F Proof of Weak-to-Strong Limitation

Proof of Theorem 4.1. This follows from Theorem 6.11 by noting that from Lemma 6.10 the teacher satisfies Definition 6.9 with respect to the target and the student satisfies Definition 6.9 with respect to the teacher. \square

Proof of Lemma 6.10. From Equation (13), the gradient flow solution is $f_T = \sum_{k \geq 1} (1 - e^{-\lambda_k T}) \langle f^*, e_k \rangle_{\mathcal{D}} e_k$. For shrinkage optimality, we need to show that $\alpha = 1$ minimizes $\mathbb{E}_{\mathbf{x}}[(\alpha f_T(\mathbf{x}) - f^*(\mathbf{x}))^2]$ for $0 \leq \alpha \leq 1$.

Expanding this expression in the eigenbasis:

$$\mathbb{E}_{\mathbf{x}}[(\alpha f_T(\mathbf{x}) - f^*(\mathbf{x}))^2] = \left\| \alpha \sum_{k \geq 1} (1 - e^{-\lambda_k T}) \langle f^*, e_k \rangle_{\mathcal{D}} e_k - \sum_{k \geq 1} \langle f^*, e_k \rangle_{\mathcal{D}} e_k \right\|_{\mathcal{D}}^2 \quad (19)$$

$$= \sum_{k \geq 1} (\alpha(1 - e^{-\lambda_k T}) - 1)^2 \langle f^*, e_k \rangle_{\mathcal{D}}^2 \quad (20)$$

The proof is immediate by noting that $1 - e^{-\lambda_k T} \geq 0$ and $\alpha(1 - e^{-\lambda_k T}) \leq 1$ for all k and $0 \leq \alpha \leq 1$. \square

Proof of Theorem 6.11. The proof is a straightforward geometric argument in the function space. Note first that Definition 6.9 gives a restriction of where the teacher predictor f_{teacher} can be in the function space with respect to the target f^* and the origin. Note that $\|f_{\text{teacher}} - f^*\|_{\mathcal{D}}^2 \leq \|\alpha f_{\text{teacher}} - f^*\|_{\mathcal{D}}^2$ for all $0 \leq \alpha \leq 1$ holds if and only if $\langle f_{\text{teacher}}, f_{\text{teacher}} - f^* \rangle \leq 0$. Similarly, ?? holds if and only if $\langle f_{\text{student}}, f_{\text{teacher}} - f_{\text{student}} \rangle \leq 0$. This implies that the teacher predictor f_{teacher} is inside the set $f_{\text{teacher}} \in \{f \mid \|f - \frac{f^*}{2}\|_{\mathcal{D}} \leq \frac{1}{2}\|f^*\|_{\mathcal{D}}\}$. Similarly, we have that $f_{\text{student}} \in \{f \mid \|f - \frac{f_{\text{teacher}}}{2}\|_{\mathcal{D}} \leq \frac{1}{2}\|f_{\text{teacher}}\|_{\mathcal{D}}\}$. Both of these sets are spheres in the function space w.r.t. \mathcal{D} -norm. Let $\beta \geq 1$ be such that $\tilde{f}_{\text{teacher}} = \beta f_{\text{teacher}}$ and such that $\langle \tilde{f}_{\text{teacher}}, f^* - \tilde{f}_{\text{teacher}} \rangle = 0$. Then we have that

$$\mathcal{L}_{\text{TE}} = 1 - \beta^2 f_{\text{teacher}}^2 + (\beta - 1)^2 f_{\text{teacher}}^2 = 1 - (2\beta - 1) f_{\text{teacher}}^2.$$

Let $\tilde{f}_{\text{student}}$ the predictor inside the student set with the smallest risk, i.e. on the intersection of the line connecting f^* and $\frac{f_{\text{teacher}}}{2}$ and the boundary of the allowed student set. Note then that

$$\mathcal{L}(\tilde{f}_{\text{student}}) = \left(\|f^* - \frac{f_{\text{teacher}}}{2}\|_{\mathcal{D}} - \|\frac{f_{\text{teacher}}}{2}\|_{\mathcal{D}} \right)^2$$

Note further that

$$\|f^* - \frac{f_{\text{teacher}}}{2}\|_{\mathcal{D}}^2 = 1 - \beta^2 f_{\text{teacher}}^2 + (\beta - \frac{1}{2})^2 f_{\text{teacher}}^2 = 1 - (\beta - \frac{1}{4}) f_{\text{teacher}}^2.$$

Therefore, we have that

$$f_{\text{teacher}}^2 = \frac{1 - \mathcal{L}_{\text{TE}}}{2\beta - 1}.$$

From this we get that

$$\begin{aligned} \mathcal{L}(\tilde{f}_{\text{student}}) &= \left(\sqrt{1 - (\beta - \frac{1}{4}) \frac{1 - \mathcal{L}_{\text{TE}}}{2\beta - 1}} - \frac{1}{2} \sqrt{\frac{1 - \mathcal{L}_{\text{TE}}}{2\beta - 1}} \right)^2 \\ &= \frac{1}{8\beta - 4} \left(\sqrt{4\beta - 3 + (4\beta - 1)\mathcal{L}_{\text{TE}}} - \sqrt{1 - \mathcal{L}_{\text{TE}}} \right)^2 \end{aligned}$$

Note that for $\beta \geq 1$ and $\mathcal{L}_{\text{TE}} \leq 1$ we have that

$$\begin{aligned} \mathcal{L}(\tilde{f}_{\text{student}}) &= \frac{1}{8\beta - 4} \left(\sqrt{4\beta - 3 + (4\beta - 1)\mathcal{L}_{\text{TE}}} - \sqrt{1 - \mathcal{L}_{\text{TE}}} \right)^2 \\ &\geq \frac{1}{2} \left(1 + \mathcal{L}_{\text{TE}} - \sqrt{1 + 2\mathcal{L}_{\text{TE}} - 3\mathcal{L}_{\text{TE}}^2} \right). \end{aligned}$$

The last inequality holds by noticing that the function is increasing in β , so it is minimized for $\beta = 1$ for $0 < \mathcal{L}_{\text{TE}} < 1$.

That is, since $\mathcal{L}_{\text{ST}} \geq \mathcal{L}(\tilde{f}_{\text{student}})$ by design, we have that

$$\mathcal{L}_{\text{ST}} \geq \frac{1}{2} \left(1 + \mathcal{L}_{\text{TE}} - \sqrt{1 + 2\mathcal{L}_{\text{TE}} - 3\mathcal{L}_{\text{TE}}^2} \right) \geq \frac{3}{4} \mathcal{L}_{\text{TE}}^2.$$

The last inequality $\frac{1}{2} \left(1 + \mathcal{L}_{\text{TE}} - \sqrt{1 + 2\mathcal{L}_{\text{TE}} - 3\mathcal{L}_{\text{TE}}^2} \right) \geq \frac{3}{4} \mathcal{L}_{\text{TE}}^2$ holds for $0 \leq \mathcal{L}_{\text{TE}} \leq 1$. \square

Proof of Theorem 6.12. The proof is similar to the proof of Theorem 6.11. Similarly, we have that the teacher predictor is bounded to the set $f_{\text{teacher}} \in \{f \mid \|f - \frac{f^*}{2}\|_{\mathcal{D}} \leq \frac{1}{2}\|f^*\|_{\mathcal{D}}\}$. The student predictor is in this case bounded to the set $f_{\text{student}} \in \{f \mid \|f\|_{\mathcal{D}} \leq \|f_{\text{teacher}}\|_{\mathcal{D}}\}$. Let $\beta = \langle f^* - f_{\text{teacher}}, f^* \rangle$. Note that from the condition $f_{\text{teacher}} \in \{f \mid \|f - \frac{f^*}{2}\|_{\mathcal{D}} \leq \frac{1}{2}\|f^*\|_{\mathcal{D}}\}$ we have that $\langle f_{\text{teacher}}, f^* - f_{\text{teacher}} \rangle \leq 0$ which implies that there is $\beta \geq 1$ for which we have $\langle \beta f_{\text{teacher}}, f^* - f_{\text{teacher}} \rangle$. Note that $\mathcal{L}_{\text{TE}} = \|f^* - f_{\text{teacher}}\|_{\mathcal{D}}^2$. Therefore, we have that since $\|f^*\|_{\mathcal{D}}^2 = 1$

$$\mathcal{L}_{\text{TE}} = 1 - \beta^2 f_{\text{teacher}}^2 + (\beta - 1)^2 f_{\text{teacher}}^2 = 1 - (2\beta - 1)f_{\text{teacher}}^2.$$

This implies that

$$f_{\text{teacher}}^2 = \frac{1 - \mathcal{L}_{\text{TE}}}{2\beta - 1}.$$

Note that

$$\mathcal{L}_{\text{ST}} \geq (\|f^*\|_{\mathcal{D}} - \|f_{\text{teacher}}\|_{\mathcal{D}})^2 = (1 - \|f_{\text{teacher}}\|_{\mathcal{D}})^2$$

by the same argument as in Theorem 6.11. Therefore, we have that

$$\mathcal{L}_{\text{ST}} \geq \left(1 - \sqrt{\frac{1 - \mathcal{L}_{\text{TE}}}{2\beta - 1}} \right)^2$$

Note that $1 - \sqrt{\frac{1 - \mathcal{L}_{\text{TE}}}{2\beta - 1}}$ is positive and increasing in β , so the above lower bound is minimized for $\beta = 1$. Therefore

$$\mathcal{L}_{\text{ST}} \geq \left(1 - \sqrt{1 - \mathcal{L}_{\text{TE}}} \right)^2 = 2 - \mathcal{L}_{\text{TE}} - 2\sqrt{1 - \mathcal{L}_{\text{TE}}} \geq \frac{1}{4} \mathcal{L}_{\text{TE}}^2.$$

\square

Proof of Corollary 6.13. The proof is immediate from Theorem 6.12 and the fact that the student $f_{\text{student}}^{(i)}$ is shrinking-optimal w.r.t. $f_{\text{student}}^{(i-1)}$ implies that $\|f_{\text{student}}^{(i)}\|_{\mathcal{D}} \leq \|f_{\text{student}}^{(i-1)}\|_{cD}$, which further implies that $\|f_{\text{student}}^{(i)}\|_{\mathcal{D}} \leq \|f_{\text{teacher}}\|_{\mathcal{D}}$. \square

G Deterministic Equivalent of the Teacher Error

Let $\tilde{\mathcal{L}}(f^*, m)$ be the deterministic equivalent of the test risk of our model with m random features trained on population loss with target f^* . Let s_K be the eigenvalues of the activation function, i.e.

the decomposition of the activation function in the eigenbasis $\{e_i\}_{i=1}^\infty$. Let β^* be the coefficients of the target f^* in the eigenbasis, $f^* = \sum_{i=1}^\infty \beta_i^* e_i$. To write down a closed form of $\tilde{\mathcal{L}}(f^*, m)$, we introduce the following notation \mathbf{S} and ν

$$\begin{aligned}\mathbf{S} &= \text{diag}(s_1, s_2, \dots) \\ m &= \text{tr}(\mathbf{S}(\mathbf{S} + \nu)^{-1}).\end{aligned}$$

That is, ν is the unique solution to this equation. According to Corollary 3.5 in Defilippis et al. (2024), the deterministic equivalent of test risk has the following closed form then

$$\tilde{\mathcal{L}}(f^*, m) = \nu \langle \beta^*, (\mathbf{S} + \nu)^{-1} \beta^* \rangle. \quad (21)$$

G.1 Lower Bound for Teacher Error

We show a lower bound on the deterministic equivalent of test risk of a Random Feature Model with m features that we consider in our setup. Under the Gaussian Universality Ansatz, the true test error of the teacher's predictor \mathcal{L}_{TE} will behave like its deterministic equivalent.

Theorem G.1 (Lower bound for the Error of a 2-layer random feature ReLU). *If f^* satisfies Assumption 6.1 for Model 2.3 with K such that for some k , $N_0 + \dots + N_{k-1} + 1 \leq K \leq N_0 + \dots + N_k$, then for fixed d there exists $\alpha > \frac{d+2}{d-2}$ such that for the deterministic equivalent of the test risk we have*

$$\tilde{\mathcal{L}}(f^*, m) \geq \Theta\left(\frac{1}{m^\alpha} d^2 \|f^*\|_{\mathcal{D}}^2\right).$$

We can take $\alpha = \frac{d+2}{d-2} + o_d(1)$.

Proof of Theorem G.1. Note that the eigenvalues of the activation function are σ_s^2 with multiplicity N_s . We want to lower bound ν . Assume that for large m , $\nu \leq \frac{1}{m^\alpha}$. Note that we have the following two things for $s \gg d$,

$$\sigma_s^2 = \Theta(s^{-(d+2)}) \text{ and } N_s = \Theta(s^{d-2}).$$

The first follows from Lemma E.8 and the second one follows immediately from the closed form of N_s . Note that in this case we have that $s_i = \sigma_i^2$. Note that then for $\sigma_s^2 > \nu$ we have that $\frac{\sigma_s^2}{\sigma_s^2 + \nu} > \frac{1}{2}$. Note that if $\nu < \frac{1}{m^\alpha}$ then we have that for all $s < m^{\frac{\alpha}{d+2}}$ that $\sigma_s^2 > \nu$. Note that there is at least $N_{s_{\max}}$ of those, where s_{\max} is the largest such s . We have that $s_{\max} \geq m^{\frac{\alpha}{d+2}}$. But we have that $N_{s_{\max}} = \Theta(s_{\max}^{d-2}) \geq \Theta(m^{\alpha \frac{d-2}{d+2}})$. Note also that with this choice of s_{\max}

$$m = \text{tr}(\mathbf{S}(\mathbf{S} + \nu)^{-1}) = \sum_{i=1}^{\infty} \frac{s_i}{s_i + \nu} = \sum_{s=1}^{\infty} \sum_{i=1}^{N_s} \frac{\sigma_{s,i}^2}{\sigma_{s,i}^2 + \nu} \geq N_{s_{\max}} \frac{1}{2} \geq \Theta(m^{\alpha \frac{d-2}{d+2}}),$$

where $\sigma_{s,i} = \sigma_s$.

So if $\alpha = \frac{d+2}{d-2} + o_d(1)$ then we have a contradiction. Therefore $\nu \geq \frac{1}{m^\alpha}$ for this $\alpha = \frac{d+2}{d-2} + o_d(1)$. Plugging this back in we have

$$\tilde{\mathcal{L}}(f^*, m) = \nu \left(\sum_{i=1}^{\infty} \frac{1}{\sigma_i^2 + \nu} \sum_{j=1}^{N_i} \beta_{i,j}^{*2} \right) \geq \frac{1}{2} \nu \frac{1}{\sigma_1^2 + \frac{1}{m}} \|f^*\|_{\mathcal{D}}^2.$$

For the last inequality, note first that $\sigma_i \leq \sigma_1$ so $\frac{1}{\sigma_i^2 + \nu} \geq \frac{1}{\sigma_1^2 + \nu}$. Also note that

$$m = \sum_{i=1}^{\infty} \frac{s_i}{s_i + \nu} \leq \frac{\sum_{i=1}^{\infty} s_i}{\nu},$$

so $\nu \leq \frac{\sum_{i=1}^{\infty} s_i}{m}$. Note that since $\sum_{s=1}^{\infty} \sigma_s^2 N_s = \sigma(1) = 1$ we have that $\sum_{i=1}^{\infty} s_i = 1$. Therefore, it holds that $\nu \leq \frac{1}{m}$. This finishes the proof. \square

G.2 No $\Theta(1)$ -error Asymptotics for ReLU Networks

Proof of Theorem 3.4. This follows from Theorem G.2. Note that under Gaussian Universality, this theorem holds for the test risk. \square

Theorem G.2 (Upper Bound on Teacher Error with ReLU Network). *If f^* is spanned by the spherical harmonics of order that is even and at most k or 1, for Model 2.2 in fixed dimension d , we have the following bound on the deterministic equivalent of the test risk*

$$\tilde{\mathcal{L}}(f^*, m) \leq \Theta\left(\frac{1}{m} d^{(k+1)} \|f^*\|_{\mathcal{D}}^2\right)$$

Proof of Theorem G.2. Note that

$$m = \text{tr}(\mathbf{S}(\mathbf{S} + \nu)^{-1}) = \sum_{i=1}^{\infty} \frac{s_i}{s_i + \nu} \leq \frac{\sum_{i=1}^{\infty} s_i}{\nu}$$

so we have $\nu \leq \frac{\sum_{i=1}^{\infty} s_i}{m}$. Since $\sum_{i=1}^{\infty} s_i = \sigma(1) = 1$, we have that $\nu \leq \frac{1}{m}$. Then we have that since f^* is spanned by harmonics of order at most k

$$\tilde{\mathcal{L}}(f^*, m) = \nu \left(\sum_{i=1}^{\infty} \frac{1}{\sigma_i^2 + \nu} \sum_{j=1}^{N_i} \beta_{i,j}^{*2} \right) = \nu \sum_{i=1}^k \frac{1}{\sigma_i^2 + \nu} \sum_{j=1}^{N_i} \beta_{i,j}^{*2} \leq \frac{\nu}{\sigma_k^2 + \nu} \sum_{i=1}^k \sum_{j=1}^{N_i} \beta_{i,j}^{*2} = \frac{\nu}{\sigma_k^2 + \nu} \|f^*\|_{\mathcal{D}}^2.$$

Finally, note that $\sigma_k^2 = \Theta(d^{-(k+1)})$ so we have $\frac{\nu}{\nu + \sigma_k^2} \leq \frac{1}{m} \Theta(d^{(k+1)})$ \square

Remark G.3. The same proof shows that in the Gaussian Features Model B.1 if the covariance structure is fixed we cannot have a $\Theta(1)$ -error asymptotic for any function that is learnable by the model as $M_{\text{TE}} \rightarrow \infty$.

H Experiment Details

In this section, we provide experiment details for simulating weak-to-strong generalization for both 2-layer ReLU networks (Figure 2) and linear networks (Figure 3). All experiments are conducted on one H100 GPU, and are finished within 24 GPU hours.

To avoid the effect of randomness, experiments are repeated 5 times with different random seeds, 95% confidence intervals are shown in Figure 2(a) and Figure 3(a).

For curve fitting in Figure 2(b) and Figure 3(b), we use `numpy.polyfit` with degree 1 after taking the log of teacher loss \mathcal{L}_{TE} and student loss \mathcal{L}_{ST} .

For linear network, we simulate the limit case where student size $M_{ST} \rightarrow \infty$. The simulation follows Equation (13) with $\lambda_1 = 1$, $\lambda_i = (d - 1)^{-2/3}$ for $i > 1$. Note this method is not viable for 2-layer ReLU network because λ_i is long-tailed for 2-layer ReLU network. Therefore, we set $M_{ST} = 16384$ in Figure 2.

I Additional Experimental Results

I.1 2-Layer ReLU Network Experiments

Figure 4 shows full experimental results for Model 2.2. It additionally includes $d = 16$ and 64 compared to Figure 2. We observe that when $d = 64$, the student loss \mathcal{L}_{ST} is polynomially smaller than the teacher loss \mathcal{L}_{TE} , with a higher estimated exponent compared to $d = 32$. When $d = 16$, the curve suggests a sudden change of optimal early stopping time, which we believe is caused by lack of student size M_{ST} .

However, due to GPU memory limit, we are not able to increase M_{ST} . Thus we conduct ablation study with smaller M_{ST} to investigate the impact of M_{ST} . In Figure 5, we compare the loss ratio curve between $M_{ST} = 8192$ and $M_{ST} = 16384$. We observe larger gap between the two when teacher loss \mathcal{L}_{TE} is smaller, i.e., for small d and large M_{TE} . Therefore, it is not hard to believe that $\mathcal{L}_{ST} = \hat{\Theta}(\mathcal{L}_{TE}^2)$ for this setting as well. We leave it as future work.

I.2 Linear ReLU Network Experiments

Figure 6 shows full experimental results for ???. It shows the same conclusions as Figure 3, but with $k = 10$ and 100, providing additional verification of Theorem 3.2.

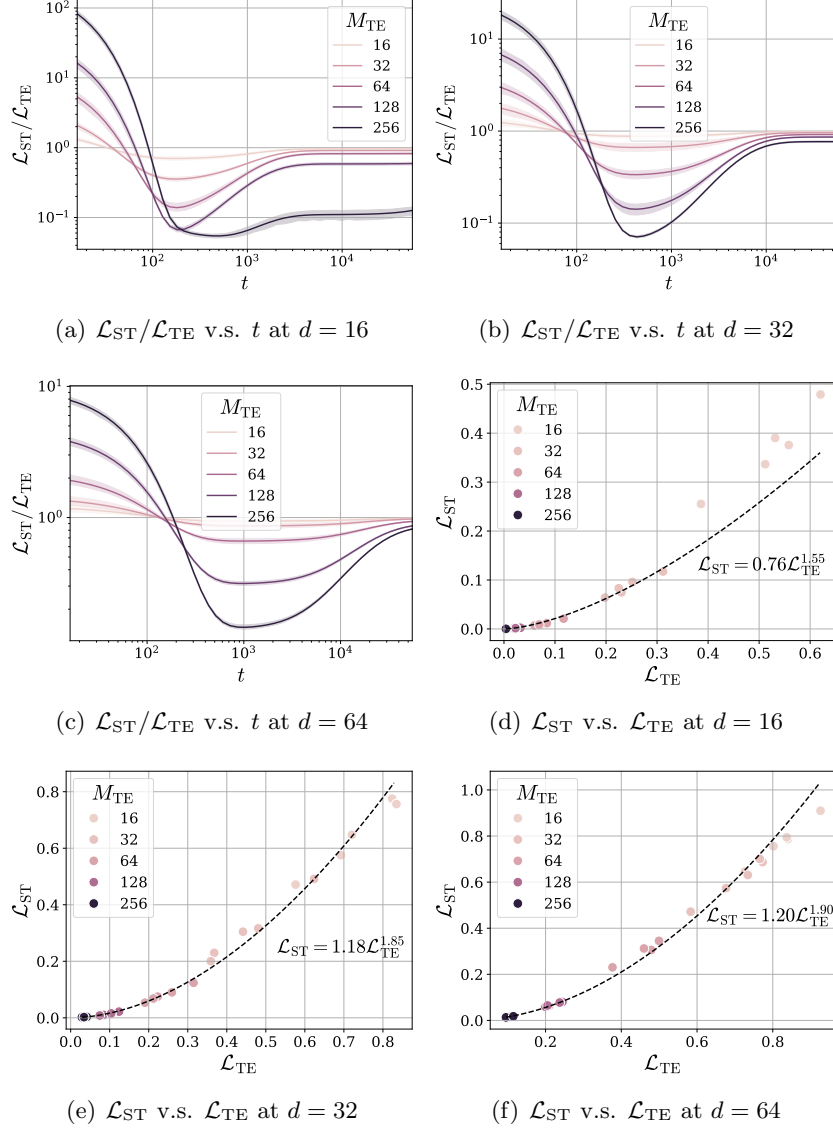


Figure 4: Weak-to-strong generalization happens in 2-layer ReLU networks with input dimension $d = 16, 32, 64$, student size $M_{ST} = 16384$, and teacher size $M_{TE} \in \{16, \dots, 256\}$. We consider target function f^* be a linear function, i.e., $f^* = \langle \beta, \mathbf{x} \rangle$ for some β of unit norm. The top figures plots the ratio between student loss \mathcal{L}_{ST} and teacher loss \mathcal{L}_{TE} , with varying M_{TE} and gradient flow training time t . In bottom figures, we fit student loss \mathcal{L}_{ST} as a power law function of \mathcal{L}_{TE} . The empirical observations align with Theorem 3.1.

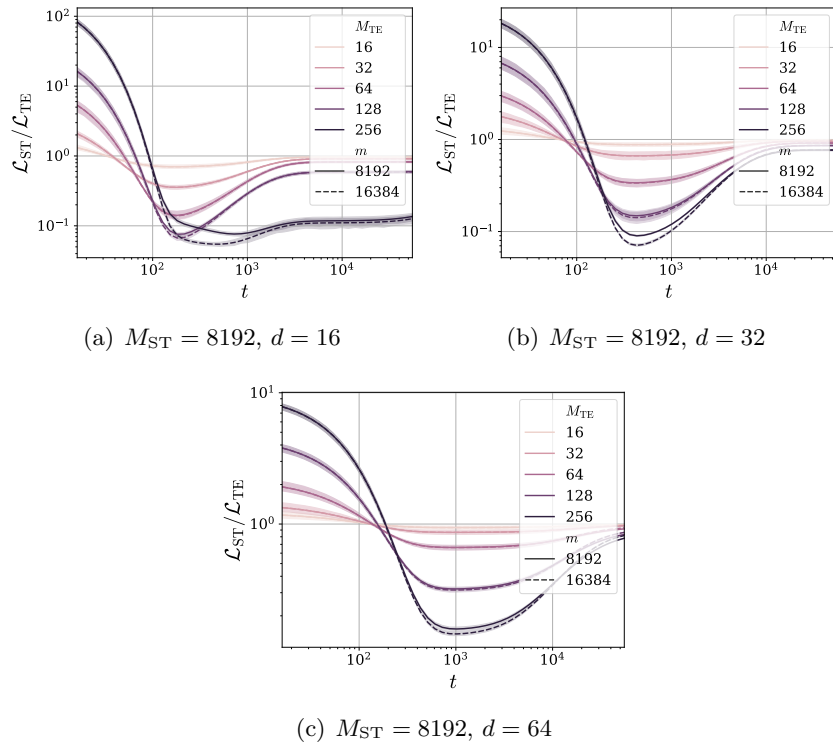


Figure 5: Abalation of weak-to-strong generalization in 2-layer ReLU networks. We use same setting as Figure 4 and compare the results with smaller student size M_{ST} .

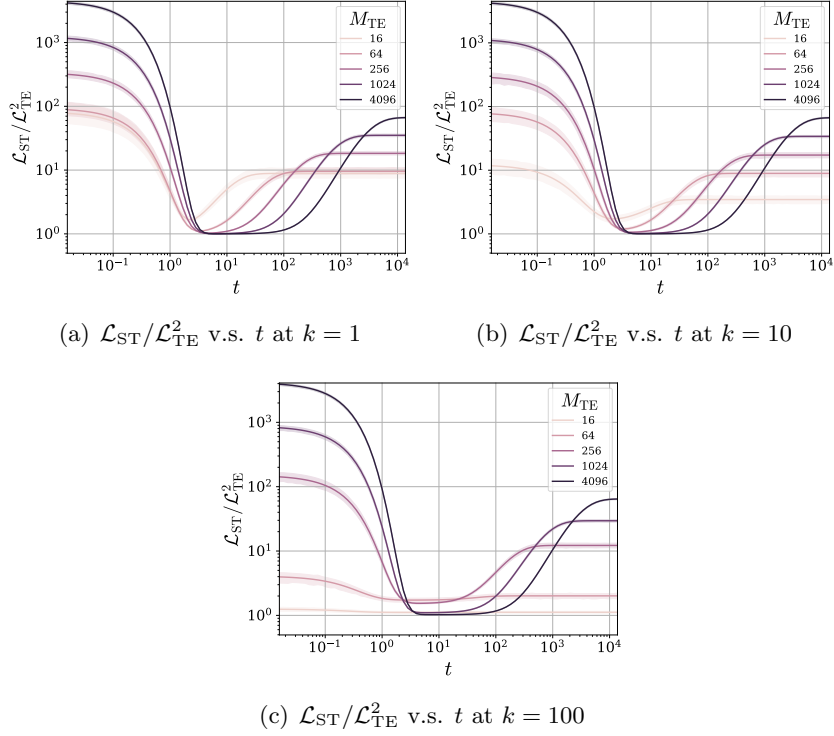


Figure 6: Weak-to-Strong generalization happens in antitropic random linear feature networks (??). Here we used an input distribution as in Theorem 3.2, with $k = 1, 10, 100$ and a target function $f^* = \langle \beta, \mathbf{x} \rangle$ where β is a unit norm vector with non-zero values for first k coordinates. The figures show the ratio between the student loss \mathcal{L}_{ST} and squared teacher loss $\mathcal{L}_{\text{TE}}^2$, with varying teacher size M_{TE} , and where the dimensionality $d = M_{\text{TE}}^{3/2} + k$ as set as in the scaling of Theorem 3.2, as a function of the gradient flow time t . With proper early stopping time $\mathcal{L}_{\text{ST}}/\mathcal{L}_{\text{TE}}^2$ converges to approximately 1 as M_{TE} grows, confirming that for large M_{TE} we have $\mathcal{L}_{\text{ST}} \propto \mathcal{L}_{\text{TE}}^2$ as in Theorem 3.2.