

Intervalley-Coupled Twisted Bilayer Graphene from Substrate Commensuration

Bo-Ting Chen,¹ Michael G. Scheer,¹ and Biao Lian¹

¹*Department of Physics, Princeton University, Princeton, New Jersey 08544, USA*

(Dated: March 7, 2025)

We show that intervalley coupling can be induced in twisted bilayer graphene (TBG) by aligning the bottom graphene layer with either of two types of commensurate insulating triangular Bravais lattice substrate. The intervalley coupling folds the $\pm K$ valleys of TBG to Γ -point and hybridizes the original TBG flat bands into a four-band model equivalent to the p_x - p_y orbital honeycomb lattice model, in which the second conduction and valence bands have quadratic band touchings and can become flat due to geometric frustration. The spin-orbit coupling from the substrate opens gaps between the bands, yielding topological bands with spin Chern numbers \mathcal{C} up to ± 4 . For realistic substrate potential strengths, the minimal bandwidths of the hybridized flat bands are still achieved around the TBG magic angle $\theta_M = 1.05^\circ$, and their quantum metrics are nearly ideal. We identify two candidate substrate materials Sb_2Te_3 and GeSb_2Te_4 , which nearly perfectly realize the commensurate lattice constant ratio of $\sqrt{3}$ with graphene. These systems provide a promising platform for exploring strongly correlated topological states driven by geometric frustration.

Introduction.—Twisted bilayer graphene (TBG) at the magic angle $\theta_M \approx 1.05^\circ$ [1] has attracted extensive interest in recent years. This system hosts topological flat electron bands with strong interactions [2–5] and possesses a rich phase diagram with superconductivity, correlated insulator, and Chern insulator phases [6–25]. The exploration of flat bands in various other 2D moiré systems has also led to fruitful discoveries of novel correlated and topological states such as the fractional Chern insulators (FCIs) at zero magnetic field recently observed in twisted MoTe_2 [26–34] and pentalayer rhombohedral graphene [35]. Generically, the topological and geometrical properties of flat bands are crucial for realizing strongly correlated and topological states such as FCIs [36–40], and moiré systems are an ideal platform for tuning these properties.

In this letter, we are interested in designing graphene-based moiré flat bands with a geometric frustration origin, such as the flat bands of the kagome lattice and p_x - p_y orbital honeycomb lattice tight-binding models [41–45], which are promising systems for spin liquids and FCIs [46–48]. While such moiré flat bands were previously predicted in Γ -valley twisted transition metal dichalcogenides (TMDs) [49–52], these predicted bands lie far from charge neutrality and may suffer from inaccuracies of TMD model parameters. Recently, it was shown that twisted kekulé ordered graphene systems can give kagome lattice and p_x - p_y orbital honeycomb lattice flat bands [53–55] due to the intervalley coupling induced by kekulé order. Kekulé ordered graphene can be synthesized by Li deposition [56–60], but this method introduces disorder and electron doping and is challenging in the twistrionics context.

This motivates us to study the engineering of the TBG flat bands through intervalley coupling arising from a substrate material. We show that an intervalley coupling can be induced in TBG by aligning the bottom graphene layer with an insulating substrate of either of two types of commensurate lattice. This eliminates the valley degree of freedom and modifies the magic angle

TBG flat bands into a p_x - p_y orbital honeycomb lattice model which hosts flat bands with topological quadratic band touchings [44]. With spin-orbit coupling (SOC) from the substrate, these flat bands develop into flat spin Chern bands with spin Chern number up to ± 4 and close-to-ideal quantum metrics [37, 38]. From *ab initio* calculations, we identify two candidate substrate materials Sb_2Te_3 and GeSb_2Te_4 . Intervalley-coupled TBG provides a new platform for studying interacting topological states in geometrically frustrated flat bands.

The model setup.—We consider a TBG system on a commensurate *non-magnetic* substrate as follows. The top and bottom graphene layers (denoted by $l = \pm$) are twisted relative to an aligned configuration by angles $-l\theta/2$ so that the two layers have a relative twist angle of θ . The bottom graphene layer is aligned with a substrate with a triangular Bravais lattice commensurate with the graphene lattice. We require the substrate to be a gapped insulator with the graphene chemical potential lying in the gap. This way, the substrate contributes no electrons to graphene and simply induces a substrate potential at low energies. This gives a generic Hamiltonian for the TBG system of the form

$$H = \begin{pmatrix} \mathcal{H}_+ & \mathcal{H}_{\text{hop}} \\ \mathcal{H}_{\text{hop}}^\dagger & \mathcal{H}_- \end{pmatrix}, \quad \begin{cases} \mathcal{H}_+ = \mathcal{H}_+^{(0)}, \\ \mathcal{H}_- = \mathcal{H}_-^{(0)} + \mathcal{H}_-^{(\text{sub})}, \end{cases} \quad (1)$$

where $\mathcal{H}_l^{(0)}$ is the graphene Hamiltonian in layer l , $\mathcal{H}_-^{(\text{sub})}$ is the substrate potential acting on layer $l = -$, and \mathcal{H}_{hop} is the hopping between the two graphene layers.

Each graphene layer $l = \pm$ has Dirac electrons at two valleys \mathbf{K}_l and $-\mathbf{K}_l$ in the graphene Brillouin zone (BZ). In this work, we are interested in substrates which couple the two graphene valleys. This constrains the substrate lattice constant, as we will show below.

In the continuum limit, we adopt a real space basis $|\mathbf{r}, l, \eta, \alpha, s\rangle$, in terms of position \mathbf{r} , layer l , graphene valley $\eta = \pm$ (for \mathbf{K}_l and $-\mathbf{K}_l$), sublattice $\alpha = \pm$ (for A and B), and z -direction spin $s = \pm$ (for \uparrow and \downarrow). We use τ_μ , σ_μ , and s_μ to denote the 2×2 identity ($\mu = 0$) and Pauli

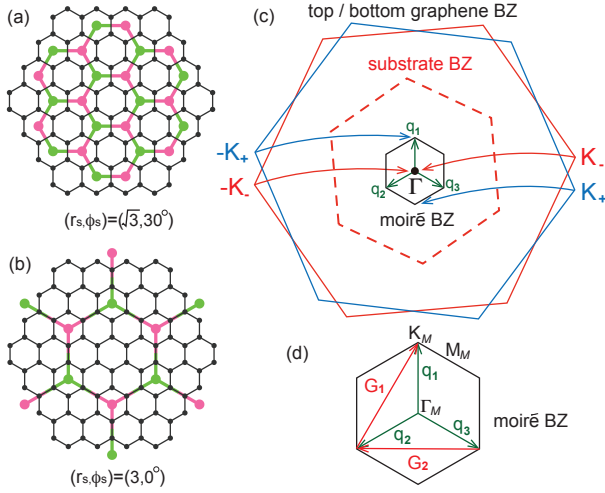


FIG. 1. (a)-(b): Top view of the bottom graphene lattice (black) on a substrate lattice (pink and green), with $(r_s, \phi_s) = (\sqrt{3}, 30^\circ)$ (type Y) in (a), and $(r_s, \phi_s) = (3, 0^\circ)$ (type X) in (b). (c) The BZs of the top/bottom layer graphene (blue/red solid hexagon) and the substrate in (a) (red dashed hexagon), and the moiré BZ (black hexagon). (d) Zoom-in of the moiré BZ.

$(\mu = x, y, z)$ matrices in the basis of valley η , sublattice α , and spin s , respectively. The graphene Hamiltonians $\mathcal{H}_l^{(0)}$ and \mathcal{H}_{hop} are spin independent because of the negligible spin-orbit coupling (SOC) in graphene, and they additionally do not couple the two valleys. These terms are given by the Bistritzer-MacDonald continuum model [1]:

$$\begin{aligned} \mathcal{H}_l^{(0)} &= -i\hbar v_l \nabla \cdot \left[\tau_+ \boldsymbol{\sigma}_{l\theta/2} - \tau_- \boldsymbol{\sigma}_{l\theta/2}^* \right] s_0, \\ \mathcal{H}_{\text{hop}} &= \left[\tau_+ T(\mathbf{r}) + \tau_- T^*(\mathbf{r}) \right] s_0, \end{aligned} \quad (2)$$

where v_l is the layer l Fermi velocity, $\tau_{\pm} = \frac{1}{2}(\tau_0 \pm \tau_z)$, and $\boldsymbol{\sigma}_\phi = (\cos(\phi)\sigma_x + \sin(\phi)\sigma_y, -\sin(\phi)\sigma_x + \cos(\phi)\sigma_y)$. We take $v_+ = v_- = 611.4 \text{ meV nm}$ which is typical [61], assuming that any substrate effects on v_l are negligible. The periodic moiré hopping $T(\mathbf{r})$ is

$$\begin{aligned} T(\mathbf{r}) &= \sum_{j=1}^3 T_{\mathbf{q}_j} e^{i\mathbf{q}_j \cdot \mathbf{r}}, \\ T_{\mathbf{q}_j} &= w_0 \sigma_0 + w_1 (\sigma_x \cos \zeta_j + \sigma_y \sin \zeta_j), \end{aligned} \quad (3)$$

where $\mathbf{q}_j = R_{\zeta_j}(\mathbf{K}_- - \mathbf{K}_+)$ as illustrated in Fig. 1(c)-(d), R_{ζ_j} represents rotation by angle $\zeta_j = \frac{2\pi}{3}(j-1)$, and the coefficients w_0 and w_1 represent the interlayer hopping at AA and AB stacking centers, respectively. We set $w_0 = 88 \text{ meV}$ and $w_1 = 110 \text{ meV}$, which are typical for TBG with $\theta \sim 1^\circ$ due to lattice relaxations [62].

The possible commensurate configurations between a triangular Bravais lattice substrate and the bottom graphene layer $l = -$ are labeled by a pair of parameters (r_s, ϕ_s) , where $r_s = a_s/a_0$ is the ratio between the substrate lattice constant a_s and graphene lattice constant

$a_0 = 2.46 \text{ \AA}$, and ϕ_s is the angle between the primitive lattice vectors of the substrate and the bottom graphene layer. We assume $r_s > 1$, since most substrates have lattice constants larger than a_0 . We also assume the stacking maximizes rotational symmetry, as illustrated in Fig. 1(a)-(b).

To couple the two valleys of the bottom graphene layer, the commensurate configuration (r_s, ϕ_s) is required to fold both \mathbf{K}_- and $-\mathbf{K}_-$ to the Γ point [54], as shown in Fig. 1(c). A list of such configurations is given in the supplemental material (SM) [63]. We focus on two simple types of intervalley coupling configurations:

$$\begin{cases} (r_s, \phi_s) = \left(\frac{\sqrt{3}\rho}{2\mu}, 30^\circ \right), & \text{(Type Y)} \\ (r_s, \phi_s) = \left(\frac{3\rho}{\mu}, 0^\circ \right), & \text{(Type X)} \end{cases} \quad (4)$$

where μ and ρ are coprime positive integers ($\text{gcd}(\mu, \rho) = 1$) and μ is not divisible by 3. Fig. 1(a) shows a type Y configuration with $(r_s, \phi_s) = (\sqrt{3}, 30^\circ)$. The distortion induced on the graphene lattice by this substrate configuration is known as Kekulé-O order [53, 58]. Fig. 1(b) shows a type X configuration with $(r_s, \phi_s) = (3, 0^\circ)$. In both cases, the black (pink and green) lattice represents the bottom graphene layer (substrate layer).

The folding of the bottom layer $\pm\mathbf{K}_-$ points to the Γ point effectively yields a “ Γ -valley” TBG moiré model, where the top layer $\pm\mathbf{K}_+$ points correspond to the $\pm\mathbf{K}_M$ points of the moiré BZ (Fig. 1(c)-(d)). Since there is no intralayer coupling between the top layer electrons at $\pm\mathbf{K}_+$, the moiré BZ has the same size as that of the original TBG system without a substrate [53]. In particular, the moiré reciprocal lattice is generated by $\mathbf{q}_1 - \mathbf{q}_2$ and $\mathbf{q}_1 - \mathbf{q}_3$, and the Hamiltonian commutes with the translation operators

$$T_{\mathbf{R}} |\mathbf{r}, l, \eta, \alpha, s\rangle = e^{i(\mathbf{q}_1 \cdot \mathbf{R})\eta(l+1)/2} |\mathbf{r} + \mathbf{R}, l, \eta, \alpha, s\rangle \quad (5)$$

for \mathbf{R} in the moiré superlattice. The moiré model falls into three symmetry classes as follows.

C_{2z} symmetric substrates.—For both types of commensurate configurations in Eq. (4), the maximal *spinful* symmetry the substrate can have consists of the 3-fold rotational symmetry C_{3z} , 2-fold rotational symmetry C_{2z} , mirror symmetry $M_{\hat{y}}$ which reflects (x, y, z) to $(x, -y, z)$, and time-reversal symmetry \mathcal{T} . This maximal symmetry can be achieved for example by a hexagonal lattice with equivalent atoms in the two sublattices (pink and green in Fig. 1(a)-(b)). Moreover, we make the simplifying assumption that the substrate induced SOC is momentum independent and spin s_z conserving (for a discussion, see the SM [63]). These constraints ensure that the substrate potential takes the generic form:

$$\mathcal{H}_-^{(\text{sub})} = m_{xxI} \tau_x \sigma_x s_0 + m_{zzz} \tau_z \sigma_z s_z + m_{yyz} \tau_y \sigma_y s_z, \quad (6)$$

where m_{xxI} is the spin independent intervalley coupling studied in Ref. [53], while m_{zzz} and m_{yyz} originate from the substrate intrinsic SOC (see the SM [63] for details).

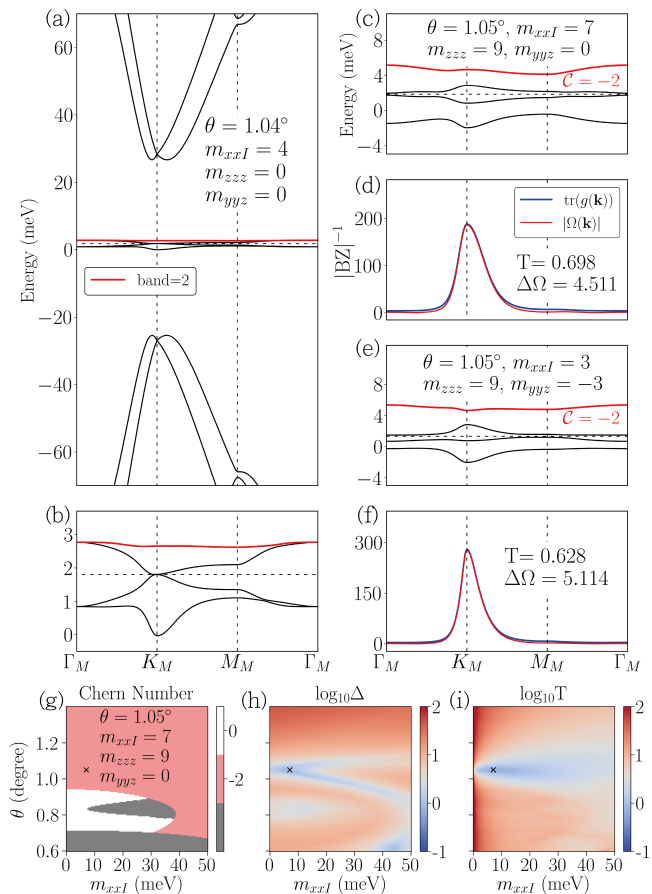


FIG. 2. The moiré band structure for the C_{2z} symmetric substrate potential in Eq. (6). The parameters are given in the panels, and the horizontal dashed line indicates the charge neutrality point. (a) The non-SOC band structure with only $m_{xxI} \neq 0$, and (b) shows the zoom-in of the $|n| \leq 2$ bands. (c) and (e) are two examples with SOC, which have spin Chern numbers $\mathcal{C} = \{-2, +1, -1, +2\}$ and $\mathcal{C} = \{-2, 0, 0, +2\}$ for bands $n = \{2, 1, -1, -2\}$, respectively. (d) and (f) show $\text{tr}(g(\mathbf{k}))$ and $|\Omega(\mathbf{k})|$ of the $n = 2$ band in (c) and (e), respectively. For $m_{zzz} = 9$ and $m_{yyz} = 0$, we plot (g) the Chern number (grey denotes regime with almost gapless bands), (h) $\log_{10} \Delta$ where Δ is the bandwidth, and (i) theT value of the $n = 2$ band with respect to θ and m_{xxI} , where the highlighted point corresponds to parameters in (c)-(d).

For typical substrates, the couplings m_{xxI} , m_{zzz} and m_{yyz} are on the order of 10 meV. When the two valleys are coupled there is no valley degeneracy. However, $C_{2z}\mathcal{T}$ symmetry forces all the moiré bands to be 2-fold spin degenerate at all momenta. We use integer $n > 0$ ($n < 0$) to label the $|n|$ -th spin-degenerate conduction (valence) moiré band relative to charge neutrality.

Without SOC, namely $m_{zzz} = m_{yyz} = 0$, an example of the moiré band structure is shown in Fig. 2(a), where charge neutrality is indicated by the horizontal dashed line, and we set $m_{xxI} = 4$ meV. Fig. 2(b) shows the zoom-in of the lowest four ($|n| \leq 2$, not counting spin degeneracy) bands around charge neutrality, which orig-

inate from intervalley hybridization of the original TBG flat bands (two per valley). The $n = \pm 2$ bands have topological quadratic band touching with the $n = \pm 1$ bands at Γ_M , respectively, carrying 2π Berry phase. Between the $n = \pm 1$ bands, there are two Dirac points at $\pm \mathbf{K}_M$. As shown in Ref. [53] which studied the non-SOC model here at large m_{xxI} , these lowest four bands are topologically equivalent to the p_x - p_y two-orbital tight-binding model in a honeycomb lattice [44]:

$$H_{\text{tb}} = \sum_{\ell, \ell' = \pm 1} t_{\ell, \ell'} \sum_{\langle j, j' \rangle} e^{i(\ell - \ell')\varphi_{j', j}} |j', \ell'\rangle \langle j, \ell|, \quad (7)$$

where $|j, \ell\rangle$ is an angular momentum $\ell = \pm 1$ orbital on site j , $\langle j, j' \rangle$ denotes nearest neighbors, t_{\pm} are real hopping parameters, and $\varphi_{j', j}$ is the angle of the vector from site j to site j' relative to some fixed axis. The $n = \pm 2$ bands become exactly flat when $|t_+| = |t_-|$ due to geometrical frustration [43]. This tight-binding limit can be approached by increasing m_{xxI} and tuning θ [53]. Here we find the small substrate-induced m_{xxI} can readily make one of the $n = \pm 2$ bands extremely flat. For instance, for $m_{xxI} = 4$ meV in Fig. 2(b), the $n = 2$ band (highlighted in red) is extremely flat at $\theta = 1.04^\circ$ (around the original TBG magic angle $\theta_M = 1.05^\circ$ [1]).

With SOC (nonzero m_{zzz} or m_{yyz}), gaps generically open between bands, and each 2-fold degenerate band can carry a spin Chern number $\mathcal{C} = \mathcal{C}_\uparrow = -\mathcal{C}_\downarrow$ due to time-reversal symmetry \mathcal{T} and s_z conservation, where \mathcal{C}_\uparrow (\mathcal{C}_\downarrow) is the Chern number of the spin \uparrow (\downarrow) band. Fig. 2(c) and (e) show two examples of the lowest four bands with SOC terms m_{zzz} and m_{yyz} nonzero (within ± 10 meV) at $\theta = 1.05^\circ$, in which at least one of the $n = \pm 2$ bands becomes very flat (see also Fig. 2(h)). The spin Chern numbers of the $n = \pm 2$ bands are robustly $\mathcal{C} = \pm 2$ for $\theta > 0.95^\circ$, as shown in Fig. 2(g). The spin Chern numbers of the $n = \pm 1$ bands vary from 0 up to ± 4 as the parameters are varied.

We further calculate the quantum geometric tensor (QGT) of the above flat bands, which is defined for a Bloch wavefunction $|\psi(\mathbf{k})\rangle$ as [64–66] $G_{ij}(\mathbf{k}) = \text{tr}[P(\mathbf{k})\partial_{k_i}P(\mathbf{k})\partial_{k_j}P(\mathbf{k})] = g_{ij}(\mathbf{k}) + \frac{i}{2}f_{ij}(\mathbf{k})$, where $i, j \in \{x, y\}$, $P(\mathbf{k}) = |\psi(\mathbf{k})\rangle\langle\psi(\mathbf{k})|$, $g_{ij}(\mathbf{k})$ is a real symmetric positive semi-definite matrix known as the quantum metric, and $f_{ij}(\mathbf{k})$ is a real antisymmetric matrix defining the Berry curvature $\Omega(\mathbf{k}) = -f_{xy}(\mathbf{k})$. In particular, a band is called an *ideal* band [37, 67–69] if it saturates both of the inequalities $\text{tr}(g(\mathbf{k})) \geq 2\sqrt{\det(g(\mathbf{k}))} \geq |\Omega(\mathbf{k})|$. Ideal bands have been recently used in analytical constructions of FCI wavefunctions [37, 67, 70]. Fig. 2(d) and (f) show $\text{tr}(g(\mathbf{k}))$ and $|\Omega(\mathbf{k})|$ in the $n = 2$ flat band in Fig. 2(c) and (e), respectively, which are close to ideal. We define the quantities T and $\Delta\Omega$ to characterize the ideality and Berry curvature uniformity of a band as follows:

$$T = \frac{1}{2\pi} \int_{\text{BZ}} d^2\mathbf{k} [\text{tr}(g(\mathbf{k})) - |\Omega(\mathbf{k})|], \quad (8)$$

$$(\Delta\Omega)^2 = \frac{|\text{BZ}|}{4\pi^2} \int_{\text{BZ}} d^2\mathbf{k} \left(\Omega(\mathbf{k}) - \frac{2\pi\mathcal{C}}{|\text{BZ}|} \right)^2.$$

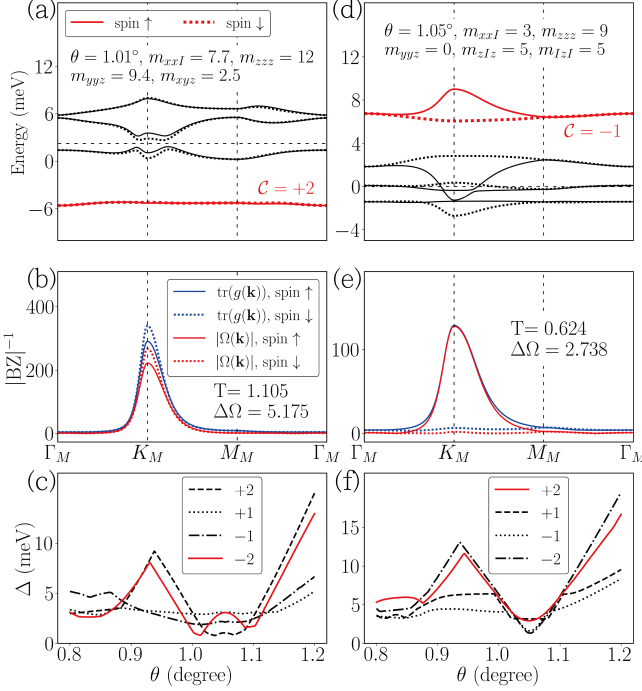


FIG. 3. (a) and (d) show examples of the moiré bands for type Y substrate and type X substrates, respectively, in which the bands $n = \{2, 1, -1, -2\}$ have spin Chern numbers $\mathcal{C} = \{-2, +4, -4, +2\}$ and $\mathcal{C} = \{-1, -1, 0, +2\}$, respectively. The parameters in (a) are for Sb_2Te_3 in Tab. I. (b) and (e) show $\text{tr}(g(\mathbf{k}))$ and $|\Omega(\mathbf{k})|$ for band $n = -2$ in (a) and band $n = 2$ in (d), respectively. (c) and (f) show the bandwidths of band n (labeled in the legend) with respect to twist angle θ for substrate potentials in (a) and (d), respectively.

The values of T and $\Delta\Omega$ are indicated in Fig. 2(d) and (f). A colormap of $\log_{10}(T)$ is shown in Fig. 2(i), which demonstrates that the bands are the most nearly ideal around $\theta = 1.05^\circ$. More colormaps at different parameters are given in the SM [63].

C_{2z} breaking substrates.—For substrates without C_{2z} symmetry, such as systems with two distinct atomic species on a hexagonal lattice, the bands are no longer forced to have 2-fold spin degeneracy except for the Kramers degeneracy at the time-reversal invariant momenta Γ_M and $R_{C_j}\mathbf{M}_M$ for $j \in \{1, 2, 3\}$. The spin Chern number \mathcal{C} for each pair of bands related by time-reversal is still protected by s_z conservation. We now consider the two types of substrates in Eq. (4) separately.

We begin with type Y substrates, which have symmetries C_{3z} , $M_{\hat{y}}$, and \mathcal{T} , as can be seen in Fig. 1(a). This constrains the substrate potential (up to unitary transformation preserving $\mathcal{H}_l^{(0)}$ and \mathcal{H}_{hop}) to the following form (see SM Section II).

$$\mathcal{H}_-^{(\text{sub})} = m_{xxI}\tau_x\sigma_xs_0 + m_{zzz}\tau_z\sigma_zs_z + m_{yyz}\tau_y\sigma_ys_z + m_{xyz}\tau_x\sigma_ys_z, \quad (9)$$

where m_{zzz} , m_{yyz} , and m_{xyz} arise from SOC.

Substrate	m_{xxI} (meV)	m_{zzz} (meV)	m_{yyz} (meV)	m_{xyz} (meV)
Sb_2Te_3	7.7	12.0	9.4	2.5
GeSb_2Te_4	9.0	5.6	6.1	4.0

TABLE I. Type Y substrate candidates Sb_2Te_3 (lattice constant 4.26\AA) and GeSb_2Te_4 (lattice constant 4.22\AA), which have $r_s \approx \sqrt{3}$. The parameters are fitted from first principles band structure of monolayer graphene on monolayer substrate, with their lattice ratio relaxed to exactly $r_s = \sqrt{3}$.

Employing *Quantum Espresso* [71] for first principles calculations, we identify two candidate type Y substrate materials with a lattice constant ratio $r_s \approx \sqrt{3}$: Sb_2Te_3 with lattice constant $a_s = 4.26\text{\AA}$ ($\frac{r_s}{\sqrt{3}} = 0.9998$) [72, 73], and GeSb_2Te_4 with lattice constant $a_s = 4.3\text{\AA}$ ($\frac{r_s}{\sqrt{3}} = 1.009$) [74, 75]. Both materials are band insulators with the graphene Fermi energy in the band gap. We assume that when graphene is stacked on each of these substrates, the substrate relaxes to exactly realize a commensurate configuration. With this assumption, we determine the substrate potential parameters of these materials (see SM [63]) and list them in Tab. I.

For TBG with Sb_2Te_3 substrate (parameters in Tab. I), Fig. 3(a) show the $|n| \leq 2$ moiré bands at $\theta = 1.01^\circ$, where solid (dotted) lines stand for spin \uparrow (\downarrow) bands. The $|n| \leq 2$ bands from high to low energies carry spin Chern numbers $\mathcal{C} = \{-2, +4, -4, +2\}$, respectively. Moreover, the $n = -2$ band is extremely flat at $\theta = 1.01^\circ$, and its quantum metric is reasonably close to ideal (Fig. 3(b)). See the SM [63] for corresponding results for TBG with GeSb_2Te_4 substrate.

We next consider type X substrates, which have symmetries C_{3z} , $M_{\hat{x}}$, and \mathcal{T} , as can be seen in Fig. 1(b). In this case, the symmetry constrained substrate potential has the following form (see SM Section II).

$$\mathcal{H}_-^{(\text{sub})} = m_{xxI}\tau_x\sigma_xs_0 + m_{zzz}\tau_z\sigma_zs_z + m_{yyz}\tau_y\sigma_ys_z + m_{zIz}\tau_z\sigma_0s_z + m_{IzI}\tau_0\sigma_zs_0. \quad (10)$$

Here m_{xxI} and m_{IzI} are spin independent terms, while m_{zzz} , m_{yyz} and m_{zIz} originate from SOC. An example of moiré bands with type X substrate is shown in Fig. 3(d), which is calculated for substrate potential parameters (see figure) on the order of 10 meV at $\theta = 1.05^\circ$. The spin Chern numbers of the $|n| \leq 2$ bands are $\mathcal{C} = \{-1, -1, 0, +2\}$ from high to low energies, and the quantum metric of the $n = +2$ band is nearly ideal (Fig. 3(e)). We leave the search for candidate type X substrate materials for future work.

Discussion.—The commensurate substrate-induced intervalley coupling modifies TBG into an effective “ Γ -valley” moiré model. In particular, the two TBG flat bands per valley become an effective p_x - p_y two-orbital honeycomb lattice model with flat bands arising from geometric frustration. When SOC is added, the band touchings split and the resulting bands can have high spin Chern numbers. An interesting question is how the incommensurate kekulé spiral (IKS) states in TBG [24, 25]

will be modified, since the interaction-driven intervalley coupling differs from the substrate-induced intervalley coupling here by a momentum shift. Moreover, this may allow the realization in a TBG system of new correlated states such as charge density waves, FCIs, topological superconductors, or spin liquids, which have been extensively studied in frustrated lattices such as the kagome lattice. Among the type Y substrate candidates we identified in Tab. I, Sb_2Te_3 has a near-perfect lattice constant ratio $r_s \approx \sqrt{3}$ and is the most promising. A monolayer or at most few-layer (≤ 5) Sb_2Te_3 substrate is desired to gap out the TI surface states it may possess [76]. We expect more substrate material candidates to be found in the future. It would be particularly interesting to find substrates without SOC, which would give the pristine geometric frustration lattice model with quadratic band

touching.

ACKNOWLEDGMENTS

Acknowledgments. We thank Yong Xu, Hao-Wei Chen, Zijia Cheng, Jonah Herzog-Arbeitman, and Minxuan Wang for helpful discussions. This work is supported by the National Science Foundation through Princeton University's Materials Research Science and Engineering Center DMR-2011750, and the National Science Foundation under award DMR-2141966. Additional support is provided by the Gordon and Betty Moore Foundation through Grant GBMF8685 towards the Princeton theory program.

-
- [1] R. Bistritzer and A. H. MacDonald, Moiré bands in twisted double-layer graphene, *Proceedings of the National Academy of Sciences* **108**, 12233 (2011), <https://www.pnas.org/doi/pdf/10.1073/pnas.1108174108>.
- [2] H. C. Po, L. Zou, T. Senthil, and A. Vishwanath, Faithful tight-binding models and fragile topology of magic-angle bilayer graphene, *Phys. Rev. B* **99**, 195455 (2019).
- [3] J. Ahn, S. Park, and B.-J. Yang, Failure of nielsen-ninomiya theorem and fragile topology in two-dimensional systems with space-time inversion symmetry: Application to twisted bilayer graphene at magic angle, *Phys. Rev. X* **9**, 021013 (2019).
- [4] Z. Song, Z. Wang, W. Shi, G. Li, C. Fang, and B. A. Bernevig, All magic angles in twisted bilayer graphene are topological, *Phys. Rev. Lett.* **123**, 036401 (2019).
- [5] Z.-D. Song, B. Lian, N. Regnault, and B. A. Bernevig, Twisted bilayer graphene. ii. stable symmetry anomaly, *Physical Review B* **103**, 10.1103/physrevb.103.205412 (2021).
- [6] Y. Cao, V. Fatemi, A. Demir, S. Fang, S. L. Tomarken, J. Y. Luo, J. D. Sanchez-Yamagishi, K. Watanabe, T. Taniguchi, E. Kaxiras, R. C. Ashoori, and P. Jarillo-Herrero, Correlated insulator behaviour at half-filling in magic-angle graphene superlattices, *Nature* **556**, 80–84 (2018).
- [7] Y. Cao, V. Fatemi, S. Fang, K. Watanabe, T. Taniguchi, E. Kaxiras, and P. Jarillo-Herrero, Unconventional superconductivity in magic-angle graphene superlattices, *Nature* **556**, 43–50 (2018).
- [8] M. Yankowitz, S. Chen, H. Polshyn, Y. Zhang, K. Watanabe, T. Taniguchi, D. Graf, A. F. Young, and C. R. Dean, Tuning superconductivity in twisted bilayer graphene, *Science* **363**, 1059–1064 (2019).
- [9] G. Chen, L. Jiang, S. Wu, B. Lyu, H. Li, B. L. Chittari, K. Watanabe, T. Taniguchi, Z. Shi, J. Jung, Y. Zhang, and F. Wang, Evidence of a gate-tunable mott insulator in a trilayer graphene moiré superlattice, *Nature Physics* **15**, 237–241 (2019).
- [10] X. Lu, P. Stepanov, W. Yang, M. Xie, M. A. Aamir, I. Das, C. Urgell, K. Watanabe, T. Taniguchi, G. Zhang, A. Bachtold, A. H. MacDonald, and D. K. Efetov, Superconductors, orbital magnets and correlated states in magic-angle bilayer graphene, *Nature* **574**, 653–657 (2019).
- [11] Y. Choi, J. Kemmer, Y. Peng, A. Thomson, H. Arora, R. Polski, Y. Zhang, H. Ren, J. Alicea, G. Refael, F. von Oppen, K. Watanabe, T. Taniguchi, and S. Nadj-Perge, Electronic correlations in twisted bilayer graphene near the magic angle, *Nature Physics* **15**, 1174–1180 (2019).
- [12] A. L. Sharpe, E. J. Fox, A. W. Barnard, J. Finney, K. Watanabe, T. Taniguchi, M. A. Kastner, and D. Goldhaber-Gordon, Emergent ferromagnetism near three-quarters filling in twisted bilayer graphene, *Science* **365**, 605–608 (2019).
- [13] H. Polshyn, M. Yankowitz, S. Chen, Y. Zhang, K. Watanabe, T. Taniguchi, C. R. Dean, and A. F. Young, Large linear-in-temperature resistivity in twisted bilayer graphene, *Nature Physics* **15**, 1011 (2019).
- [14] E. Codecido, Q. Wang, R. Koester, S. Che, H. Tian, R. Lv, S. Tran, K. Watanabe, T. Taniguchi, F. Zhang, M. Bockrath, and C. N. Lau, *Correlated insulating and superconducting states in twisted bilayer graphene below the magic angle* (2019), arXiv:1902.05151 [cond-mat.mes-hall].
- [15] X. Liu, Z. Hao, E. Khalaf, J. Y. Lee, Y. Ronen, H. Yoo, D. Haei Najafabadi, K. Watanabe, T. Taniguchi, A. Vishwanath, and P. Kim, Tunable spin-polarized correlated states in twisted double bilayer graphene, *Nature* **583**, 221–225 (2020).
- [16] C. Shen, Y. Chu, Q. Wu, N. Li, S. Wang, Y. Zhao, J. Tang, J. Liu, J. Tian, K. Watanabe, T. Taniguchi, R. Yang, Z. Y. Meng, D. Shi, O. V. Yazyev, and G. Zhang, Correlated states in twisted double bilayer graphene, *Nature Physics* **16**, 520–525 (2020).
- [17] G. Chen, A. L. Sharpe, E. J. Fox, Y.-H. Zhang, S. Wang, L. Jiang, B. Lyu, H. Li, K. Watanabe, T. Taniguchi, Z. Shi, T. Senthil, D. Goldhaber-Gordon, Y. Zhang, and F. Wang, Tunable correlated chern insulator and ferromagnetism in a moiré superlattice, *Nature* **579**, 56 (2020).
- [18] E. Y. Andrei and A. H. MacDonald, Graphene bilayers with a twist, *Nature Materials* **19**, 1265–1275 (2020).
- [19] M. Serlin, C. L. Tschirhart, H. Polshyn, Y. Zhang, J. Zhu, K. Watanabe, T. Taniguchi, L. Balents, and A. F. Young, Intrinsic quantized anomalous hall effect in a moiré het-

- erostucture, *Science* **367**, 900–903 (2020).
- [20] K. P. Nuckolls, M. Oh, D. Wong, B. Lian, K. Watanabe, T. Taniguchi, B. A. Bernevig, and A. Yazdani, Strongly correlated chern insulators in magic-angle twisted bilayer graphene, *Nature* **588**, 610–615 (2020).
- [21] Y. Xie, A. T. Pierce, J. M. Park, D. E. Parker, E. Khalaf, P. Ledwith, Y. Cao, S. H. Lee, S. Chen, P. R. Forrester, K. Watanabe, T. Taniguchi, A. Vishwanath, P. Jarillo-Herrero, and A. Yacoby, Fractional chern insulators in magic-angle twisted bilayer graphene, *Nature* **600**, 439–443 (2021).
- [22] B. Lian, Z.-D. Song, N. Regnault, D. K. Efetov, A. Yazdani, and B. A. Bernevig, Twisted bilayer graphene. iv. exact insulator ground states and phase diagram, *Physical Review B* **103**, 10.1103/physrevb.103.205414 (2021).
- [23] N. Bultinck, E. Khalaf, S. Liu, S. Chatterjee, A. Vishwanath, and M. P. Zaletel, Ground state and hidden symmetry of magic-angle graphene at even integer filling, *Physical Review X* **10**, 10.1103/physrevx.10.031034 (2020).
- [24] Y. Kwan, G. Wagner, T. Soejima, M. Zaletel, S. Simon, S. Parameswaran, and N. Bultinck, Kekulé spiral order at all nonzero integer fillings in twisted bilayer graphene, *Physical Review X* **11**, 10.1103/physrevx.11.041063 (2021).
- [25] K. P. Nuckolls, R. L. Lee, M. Oh, D. Wong, T. Soejima, J. P. Hong, D. Călușăru, J. Herzog-Arbeitman, B. A. Bernevig, K. Watanabe, T. Taniguchi, N. Regnault, M. P. Zaletel, and A. Yazdani, Quantum textures of the many-body wavefunctions in magic-angle graphene, *Nature* **620**, 525–532 (2023).
- [26] E. Redekop, C. Zhang, H. Park, J. Cai, E. Anderson, O. Sheekey, T. Arp, G. Babikyan, S. Salters, K. Watanabe, T. Taniguchi, X. Xu, and A. F. Young, Direct magnetic imaging of fractional chern insulators in twisted mote_2 with a superconducting sensor (2024), arXiv:2405.10269 [cond-mat.mes-hall].
- [27] J. Cai, E. Anderson, C. Wang, X. Zhang, X. Liu, W. Holtzmann, Y. Zhang, F. Fan, T. Taniguchi, K. Watanabe, Y. Ran, T. Cao, L. Fu, D. Xiao, W. Yao, and X. Xu, Signatures of fractional quantum anomalous hall states in twisted mote_2 , *Nature* **622**, 63–68 (2023).
- [28] Y. Zeng, Z. Xia, K. Kang, J. Zhu, P. Knüppel, C. Vaswani, K. Watanabe, T. Taniguchi, K. F. Mak, and J. Shan, Thermodynamic evidence of fractional Chern insulator in moiré MoTe_2 , *Nature* **622**, 69 (2023), arXiv:2305.00973 [cond-mat.mes-hall].
- [29] H. Park, J. Cai, E. Anderson, Y. Zhang, J. Zhu, X. Liu, C. Wang, W. Holtzmann, C. Hu, Z. Liu, T. Taniguchi, K. Watanabe, J.-H. Chu, T. Cao, L. Fu, W. Yao, C.-Z. Chang, D. Cobden, D. Xiao, and X. Xu, Observation of fractionally quantized anomalous hall effect, *Nature* **622**, 74–79 (2023).
- [30] F. Xu, Z. Sun, T. Jia, C. Liu, C. Xu, C. Li, Y. Gu, K. Watanabe, T. Taniguchi, B. Tong, J. Jia, Z. Shi, S. Jiang, Y. Zhang, X. Liu, and T. Li, Observation of integer and fractional quantum anomalous hall effects in twisted bilayer, *Physical Review X* **13**, 10.1103/physrevx.13.031037 (2023).
- [31] Z. Ji, H. Park, M. E. Barber, C. Hu, K. Watanabe, T. Taniguchi, J.-H. Chu, X. Xu, and Z.-X. Shen, Local probe of bulk and edge states in a fractional chern insulator, *Nature* **635**, 578–583 (2024).
- [32] K. Kang, B. Shen, Y. Qiu, Y. Zeng, Z. Xia, K. Watanabe, T. Taniguchi, J. Shan, and K. Mak, Evidence of the fractional quantum spin hall effect in moiré mote_2 , *Nature* **628**, 522 (2024).
- [33] F. Xu, X. Chang, J. Xiao, Y. Zhang, F. Liu, Z. Sun, N. Mao, N. Peshcherenko, J. Li, K. Watanabe, T. Taniguchi, B. Tong, L. Lu, J. Jia, D. Qian, Z. Shi, Y. Zhang, X. Liu, S. Jiang, and T. Li, Interplay between topology and correlations in the second moiré band of twisted bilayer mote_2 (2024), arXiv:2406.09687 [cond-mat.mes-hall].
- [34] H. Park, J. Cai, E. Anderson, X.-W. Zhang, X. Liu, W. Holtzmann, W. Li, C. Wang, C. Hu, Y. Zhao, T. Taniguchi, K. Watanabe, J. Yang, D. Cobden, J.-H. Chu, N. Regnault, B. A. Bernevig, L. Fu, T. Cao, D. Xiao, and X. Xu, Ferromagnetism and topology of the higher flat band in a fractional chern insulator (2024), arXiv:2406.09591 [cond-mat.mes-hall].
- [35] Z. Lu, T. Han, Y. Yao, A. P. Reddy, J. Yang, J. Seo, K. Watanabe, T. Taniguchi, L. Fu, and L. Ju, Fractional quantum anomalous hall effect in multilayer graphene, *Nature* **626**, 759 (2024).
- [36] G. Tarnopolsky, A. J. Kruchkov, and A. Vishwanath, Origin of magic angles in twisted bilayer graphene, *Physical Review Letters* **122**, 10.1103/physrevlett.122.106405 (2019).
- [37] J. Wang, J. Cano, A. J. Millis, Z. Liu, and B. Yang, Exact landau level description of geometry and interaction in a flatband, *Phys. Rev. Lett.* **127**, 246403 (2021).
- [38] M. Claassen, C. H. Lee, R. Thomale, X.-L. Qi, and T. P. Devereaux, Position-momentum duality and fractional quantum hall effect in chern insulators, *Phys. Rev. Lett.* **114**, 236802 (2015).
- [39] S. Peotta and P. Törmä, Superfluidity in topologically nontrivial flat bands, *Nature Communications* **6**, 10.1038/ncomms9944 (2015).
- [40] F. Xie, Z. Song, B. Lian, and B. A. Bernevig, Topology-bounded superfluid weight in twisted bilayer graphene, *Physical Review Letters* **124**, 10.1103/physrevlett.124.167002 (2020).
- [41] E. H. Lieb, Two theorems on the hubbard model, *Phys. Rev. Lett.* **62**, 1201 (1989).
- [42] A. Mielke, Ferromagnetic ground states for the hubbard model on line graphs, *Journal of Physics A: Mathematical and General* **24**, L73 (1991).
- [43] General construction and topological classification of crystalline flat bands, *Nature Physics* **18**, 185 (2022).
- [44] C. Wu, D. Bergman, L. Balents, and S. Das Sarma, Flat bands and wigner crystallization in the honeycomb optical lattice, *Phys. Rev. Lett.* **99**, 070401 (2007).
- [45] D. L. Bergman, C. Wu, and L. Balents, Band touching from real-space topology in frustrated hopping models, *Physical Review B* **78**, 10.1103/physrevb.78.125104 (2008).
- [46] S. Yan, D. A. Huse, and S. R. White, Spin-liquid ground state of the $s = 1/2$ kagome heisenberg antiferromagnet, *Science* **332**, 1173–1176 (2011).
- [47] J.-X. Yin, B. Lian, and M. Z. Hasan, Topological kagome magnets and superconductors, *Nature* **612**, 647–657 (2022).
- [48] E. Tang, J.-W. Mei, and X.-G. Wen, High-temperature fractional quantum hall states, *Physical Review Letters* **106**, 10.1103/physrevlett.106.236802 (2011).
- [49] M. Angeli and A. H. MacDonald, γ valley transition metal dichalcogenide moiré bands, *Proceed-*

- ings of the National Academy of Sciences **118**, [10.1073/pnas.2021826118](https://doi.org/10.1073/pnas.2021826118) (2021).
- [50] L. Xian, M. Claassen, D. Kiese, M. M. Scherer, S. Trebst, D. M. Kennes, and A. Rubio, Realization of nearly dispersionless bands with strong orbital anisotropy from destructive interference in twisted bilayer mos2, *Nature Communications* **12**, [10.1038/s41467-021-25922-8](https://doi.org/10.1038/s41467-021-25922-8) (2021).
- [51] Z. Liu, H. Wang, and J. Wang, Magnetic moiré surface states and flat chern bands in topological insulators, *Physical Review B* **106**, [10.1103/physrevb.106.035114](https://doi.org/10.1103/physrevb.106.035114) (2022).
- [52] H. Wang, Y. Jiang, Z. Liu, and J. Wang, *Moiré engineering and topological flat bands in twisted orbital-active bilayers* (2022), [arXiv:2209.06524 \[cond-mat.mes-hall\]](https://arxiv.org/abs/2209.06524).
- [53] M. G. Scheer and B. Lian, Twistronics of kekulé graphene: Honeycomb and kagome flat bands, *Phys. Rev. Lett.* **131**, 266501 (2023).
- [54] M. G. Scheer and B. Lian, Kagome and honeycomb flat bands in moiré graphene, *Phys. Rev. B* **108**, 245136 (2023).
- [55] M. G. Scheer, K. Gu, and B. Lian, Magic angles in twisted bilayer graphene near commensuration: Towards a hypermagnetic regime, *Phys. Rev. B* **106**, 115418 (2022).
- [56] K. Sugawara, K. Kanetani, T. Sato, and T. Takahashi, Fabrication of li-intercalated bilayer graphene, *AIP Advances* **1**, 022103 (2011), https://pubs.aip.org/aip/adv/article-pdf/doi/10.1063/1.3582814/13067244/022103_1_online.pdf.
- [57] K. Kanetani, K. Sugawara, T. Sato, R. Shimizu, K. Iwaya, T. Hitosugi, and T. Takahashi, Ca intercalated bilayer graphene as a thinnest limit of superconducting c_6ca , *Proceedings of the National Academy of Sciences* **109**, 19610 (2012), <https://www.pnas.org/doi/pdf/10.1073/pnas.1208889109>.
- [58] C. Bao, H. Zhang, T. Zhang, X. Wu, L. Luo, S. Zhou, Q. Li, Y. Hou, W. Yao, L. Liu, P. Yu, J. Li, W. Duan, H. Yao, Y. Wang, and S. Zhou, Experimental evidence of chiral symmetry breaking in kekulé-ordered graphene, *Physical Review Letters* **126**, [10.1103/physrevlett.126.206804](https://doi.org/10.1103/physrevlett.126.206804) (2021).
- [59] V. V. Cheianov, V. I. Fal'ko, O. Syljuåsen, and B. L. Altshuler, Hidden Kekulé ordering of adatoms on graphene, *Solid State Communications* **149**, 1499 (2009), [arXiv:0906.5174 \[cond-mat.mtrl-sci\]](https://arxiv.org/abs/0906.5174).
- [60] A. C. Qu *et al.*, Ubiquitous defect-induced density wave instability in monolayer graphene, *Sci. Adv.* **8**, abm5180 (2022), [arXiv:2204.10999 \[cond-mat.mes-hall\]](https://arxiv.org/abs/2204.10999).
- [61] F. Xie, A. Cowsik, Z.-D. Song, B. Lian, B. A. Bernevig, and N. Regnault, Twisted bilayer graphene. vi. an exact diagonalization study at nonzero integer filling, *Phys. Rev. B* **103**, 205416 (2021).
- [62] S. Carr, S. Fang, Z. Zhu, and E. Kaxiras, Exact continuum model for low-energy electronic states of twisted bilayer graphene, *Physical Review Research* **1**, [10.1103/physrevresearch.1.013001](https://doi.org/10.1103/physrevresearch.1.013001) (2019).
- [63] See Supplemental Material for details.
- [64] J. Anandan and Y. Aharonov, Geometry of quantum evolution, *Phys. Rev. Lett.* **65**, 1697 (1990).
- [65] D. N. Page, Geometrical description of berry's phase, *Phys. Rev. A* **36**, 3479 (1987).
- [66] R. Resta, The insulating state of matter: a geometrical theory, *European Physical Journal B* **79**, 121 (2011), [arXiv:1012.5776 \[cond-mat.mtrl-sci\]](https://arxiv.org/abs/1012.5776).
- [67] P. J. Ledwith, A. Vishwanath, and D. E. Parker, Vortexability: A unifying criterion for ideal fractional chern insulators, *Phys. Rev. B* **108**, 205144 (2023).
- [68] B. Estienne, N. Regnault, and V. Crépel, Ideal chern bands as landau levels in curved space, *Phys. Rev. Res.* **5**, L032048 (2023).
- [69] R. Roy, Band geometry of fractional topological insulators, *Phys. Rev. B* **90**, 165139 (2014).
- [70] P. J. Ledwith, A. Vishwanath, and E. Khalaf, Family of ideal chern flatbands with arbitrary chern number in chiral twisted graphene multilayers, *Phys. Rev. Lett.* **128**, 176404 (2022).
- [71] P. Giannozzi, S. Baroni, N. Bonini, M. Calandra, R. Car, C. Cavazzoni, D. Ceresoli, G. L. Chiarotti, M. Cococcioni, I. Dabo, A. Dal Corso, S. de Gironcoli, S. Fabris, G. Fratesi, R. Gebauer, U. Gerstmann, C. Gougoussi, A. Kokalj, M. Lazzeri, L. Martin-Samos, N. Marzari, F. Mauri, R. Mazzarello, S. Paolini, A. Pasquarello, L. Paulatto, C. Sbraccia, S. Scandolo, G. Sclauzero, A. P. Seitsonen, A. Smogunov, P. Umari, and R. M. Wentzcovitch, Quantum espresso: a modular and open-source software project for quantum simulations of materials, *Journal of Physics: Condensed Matter* **21**, 395502 (2009).
- [72] G. Bian, T.-F. Chung, C. Chen, C. Liu, T.-R. Chang, T. Wu, I. Belopolski, H. Zheng, S.-Y. Xu, D. S. Sanchez, N. Alidoust, J. Pierce, B. Quilliams, P. P. Barletta, S. Lorcy, J. Avila, G. Chang, H. Lin, H.-T. Jeng, M.-C. Asensio, Y. P. Chen, and M. Z. Hasan, Experimental observation of two massless dirac-fermion gases in graphene-topological insulator heterostructure, *2D Materials* **3**, 021009 (2016).
- [73] W. Cao, R.-X. Zhang, P. Tang, G. Yang, J. Sofo, W. Duan, and C.-X. Liu, Heavy dirac fermions in a graphene/topological insulator hetero-junction, *2D Materials* **3**, 034006 (2016).
- [74] N. Mounet, M. Gibertini, P. Schwaller, D. Campi, A. Merkys, A. Marrazzo, T. Sohler, I. E. Castelli, A. Cepellotti, G. Pizzi, and N. Marzari, Two-dimensional materials from high-throughput computational exfoliation of experimentally known compounds, *Nature Nanotechnology* **13**, 246–252 (2018).
- [75] D. Campi, N. Mounet, M. Gibertini, G. Pizzi, and N. Marzari, Expansion of the materials cloud 2d database, *ACS Nano* **17**, 11268 (2023).
- [76] Y. Jiang, Y. Wang, M. Chen, Z. Li, C. Song, K. He, L. Wang, X. Chen, X. Ma, and Q.-K. Xue, Landau quantization and the thickness limit of topological insulator thin films of sb_2te_3 , *Phys. Rev. Lett.* **108**, 016401 (2012).
- [77] G. Fubini, On a Metric defined by a Hermitian form, *Atti Inst. Veneto Sci. Lett. Arti* **63**, 501 (1904).
- [78] J. Yu, B. A. Bernevig, R. Queiroz, E. Rossi, P. Törmä, and B.-J. Yang, *Quantum geometry in quantum materials* (2024), [arXiv:2501.00098 \[cond-mat.mes-hall\]](https://arxiv.org/abs/2501.00098).

Supplemental Material

I. COMMENSURATE SUBSTRATES

We consider a system consisting of a graphene monolayer stacked on top of a substrate. In the context of the main text, this graphene monolayer is the lower layer of a twisted bilayer graphene (TBG) system, but we do not need to consider the top TBG layer in this section. Both the graphene and substrate layers are crystals with triangular Bravais lattices which we denote by L_G and L_s , respectively. We say that L_G and L_s are commensurate if their intersection $L_c = L_G \cap L_s$ is not $\{\mathbf{0}\}$, and in this case L_c is another triangular Bravais lattice [54]. The ratio of the substrate's lattice constant to that of graphene is denoted by r_s , and the twist angle of the substrate relative to the graphene layer is denoted by ϕ_s . Since most substrates have larger lattice constants than graphene, we assume $r_s \geq 1$. Additionally, we assume without loss of generality that $0 \leq \phi_s \leq \pi/6$. We aim to select only substrate configurations that couple \mathbf{K} to $-\mathbf{K}$ in the graphene layer by requiring \mathbf{K} and $-\mathbf{K}$ to be equivalent modulo P_c , the reciprocal lattice of L_c . In Appendix C5 of Ref. [54], this type of configuration was classified and denoted II+. Defining $\epsilon = \log r_s \geq 0$, L_G and L_s are commensurate of type II+ if and only if there exist integers μ, ν, ρ satisfying $\mu \geq -3\nu \geq 0$, $\rho \geq \sqrt{\mu^2 + 3\nu^2}$, and

$$e^{-(\epsilon+i\phi_s)} = \frac{\mu + i\sqrt{3}\nu}{\rho}, \quad \text{gcd}(\mu, \nu, \rho) = 1, \quad 3 \nmid \rho. \quad (\text{S1})$$

In this paper, we consider only substrates that preserve at least one of the mirror symmetries $M_{\hat{x}}$ and $M_{\hat{y}}$. This implies that $\phi_s = 0$ or $\phi_s = \pi/6$, and we now solve Eq. (S1) in these two cases.

1. If $\phi_s = 0$, Eq. (S1) implies $\nu = 0$. Defining $\bar{\rho} = \rho/3$, the solutions of Eq. (S1) are $\text{gcd}(\mu, \bar{\rho}) = 1$, $3 \nmid \mu$, and $r_s = e^\epsilon = \frac{3\bar{\rho}}{\mu}$. Examples of r_s include $\frac{3}{1}, \frac{3}{2}, \frac{6}{1}, \frac{6}{5}, \frac{9}{1}, \frac{9}{2}, \frac{9}{4}, \frac{9}{5}, \frac{9}{7}, \frac{9}{8}, \dots$
2. If $\phi_s = \pi/6$, Eq. (S1) implies $\frac{\sqrt{3}\nu}{\mu} = \tan(-\phi_s) = -\frac{1}{\sqrt{3}}$, so that $\mu = -3\nu$. The imaginary part of Eq. (S1) becomes $e^\epsilon = -\frac{\rho}{2\sqrt{3}\nu}$. Defining $\bar{\rho} = \rho/3$, the solutions of Eq. (S1) are $\text{gcd}(\nu, \bar{\rho}) = 1$, $3 \nmid \nu$, and $r_s = e^\epsilon = -\frac{\sqrt{3}\bar{\rho}}{2\nu}$. Examples of r_s include $\sqrt{3}, \frac{3\sqrt{3}}{2}, \frac{3\sqrt{3}}{4}, 2\sqrt{3}, \frac{5\sqrt{3}}{2}, \frac{5\sqrt{3}}{4}, \frac{5\sqrt{3}}{8}, 3\sqrt{3}, \frac{3\sqrt{3}}{5}, \dots$

We now consider the special case in which the substrate has a honeycomb lattice structure consisting of two triangular sublattices. If the sublattices of the substrate are of the same type (e.g., the material has only one atomic species) then the substrate is maximally symmetric and the system has symmetries C_{3z} , C_{2z} , $M_{\hat{x}}$, $M_{\hat{y}}$, and \mathcal{T} . If the two sublattices are inequivalent, C_{2z} symmetry is broken, and only one of the mirror symmetries $M_{\hat{x}}$ and $M_{\hat{y}}$ remains. In the case of $\phi_s = 0$, $M_{\hat{x}}$ is preserved, while for $\phi_s = \pi/6$, $M_{\hat{y}}$ is preserved.

Defining coprime integers ξ_n and ξ_d such that $r_s^2 = \frac{\xi_n}{\xi_d}$, the type II+ configurations with $\xi_n \xi_d \leq 7$ are listed in Tab. S1. The third row (“symmetry”) in the table indicates the additional symmetry (other than C_{3z} and \mathcal{T}) that the system retains when the two sublattices of the substrate are of different types. In Fig. 1 of the main text, we illustrate the configurations $(r_s, \phi_s) = (\frac{3}{2}, 0^\circ)$ and $(r_s, \phi_s) = (\sqrt{3}, 30^\circ)$.

r_s	$\frac{3}{2}$	$\sqrt{3}$	3	$2\sqrt{3}$	$\sqrt{21}$	$3\sqrt{3}$	6	$\sqrt{39}$	$4\sqrt{3}$
ϕ_s	0°	30°	0°	30°	10.89°	30°	0°	16.10°	30°
symmetry	$M_{\hat{x}}$	$M_{\hat{y}}$	$M_{\hat{x}}$	$M_{\hat{y}}$	None	$M_{\hat{y}}$	$M_{\hat{x}}$	None	$M_{\hat{y}}$

TABLE S1. Examples of commensurate substrates with triangular Bravais lattices. The angles ϕ_s are given in degrees to two decimal places.

II. HAMILTONIAN FROM SYMMETRY

In this section, we analyze single layer graphene, with and without substrate and spin-orbit coupling (SOC). We will show the most general form that a Hamiltonian can take that respects certain symmetries, such as C_{3z} , C_{2z} , $M_{\hat{x}}$, $M_{\hat{y}}$, and \mathcal{T} .

The Fermi level of a single graphene layer is located at momenta $\eta\mathbf{K}$ where $\eta = \pm$ is the valley index. Assuming small effects from the substrate distortion and SOC, we can perturbatively analyze the kinematics around these points.

Consequently, we will examine the symmetries at the \mathbf{K} point and use these symmetry constraints to determine the Hamiltonian.

In this section, we use τ_μ , σ_μ , s_μ to denote the 2×2 identity ($\mu = 0$) and Pauli ($\mu = x, y, z$) matrices in the basis of valley $\eta = \pm$, sublattice $\alpha = \pm$ and spin $s = \pm$, respectively. The projections onto each component are denoted as

$$\tau_\pm = \frac{\tau_0 \pm \tau_z}{2}, \quad \sigma_\pm = \frac{\sigma_0 \pm \sigma_z}{2}, \quad s_\pm = \frac{s_0 \pm s_z}{2} \quad (\text{S2})$$

We define the vectors of Pauli matrices $\boldsymbol{\tau} = (\tau_x, \tau_y)$, $\boldsymbol{\sigma} = (\sigma_x, \sigma_y)$, $\mathbf{s} = (s_x, s_y)$. Additionally, we use R_θ to denote rotation by angle θ about the z axis, \mathcal{R}_x to denote reflection across the y axis (flipping x to $-x$), and \mathcal{R}_y to denote reflection across the x axis (flipping y to $-y$).

A. Without substrate and without SOC

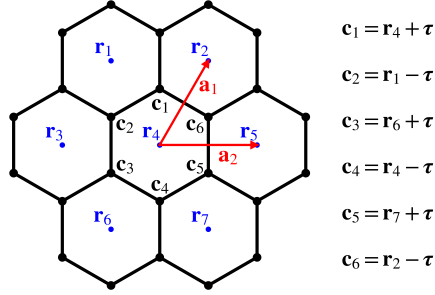


FIG. S1. Indexing atoms in graphene. The positions of the carbon atoms are denoted by \mathbf{c}_i , which are defined by the centers of the hexagons \mathbf{r}_i and the sublattice indices $\alpha_i = \pm$ by $\mathbf{c}_i = \mathbf{r}_i + \alpha_i \boldsymbol{\tau}$.

We first study the Hamiltonian for a graphene layer without a substrate and without spin-orbit coupling (SOC). A single layer of graphene is formed from a 2D triangular lattice, with each unit cell containing two atoms. We denote the Bravais lattice consisting of the centers of the hexagons by L (blue dots in Fig. S1), and the atomic positions can be represented by $\mathbf{r} + \alpha \boldsymbol{\tau}$ for $\mathbf{r} \in L$ (black dots in Fig. S1). Denoting the orbital at site $\mathbf{r} + \alpha \boldsymbol{\tau}$ by $|\mathbf{r}, \alpha\rangle$, the Bloch states are defined as

$$|\mathbf{k}, \alpha\rangle = \frac{1}{\sqrt{|\text{BZ}|}} \sum_{\mathbf{r} \in L} e^{i\mathbf{k} \cdot (\mathbf{r} + \alpha \boldsymbol{\tau})} |\mathbf{r}, \alpha\rangle \quad (\text{S3})$$

where $|\text{BZ}|$ is the area of the Brillouin zone. Since we are assuming in this section that there is no SOC, we neglect the spin degrees of freedom. We expand the Bloch states around $\eta \mathbf{K}$ as $|\mathbf{p}, \eta, \alpha\rangle = |\eta \mathbf{K} + \mathbf{p}, \alpha\rangle$, and the symmetry operators act on these states as follows:

$$\begin{aligned} C_{3z} |\mathbf{p}, \eta, \alpha\rangle &= e^{2\pi i \alpha \eta / 3} |R_{2\pi/3} \mathbf{p}, \eta, \alpha\rangle \\ C_{2z} |\mathbf{p}, \eta, \alpha\rangle &= |-\mathbf{p}, -\eta, -\alpha\rangle \\ \mathcal{T} |\mathbf{p}, \eta, \alpha\rangle &= |-\mathbf{p}, -\eta, \alpha\rangle \\ M_{\hat{y}} |\mathbf{p}, \eta, \alpha\rangle &= |\mathcal{R}_{\hat{y}} \mathbf{p}, \eta, -\alpha\rangle. \end{aligned} \quad (\text{S4})$$

We now focus on the $\eta = +$ valley. We represent the Hamiltonian in this valley by the matrix $H(\mathbf{p})$ which satisfies

$$\langle \mathbf{p}', +, \alpha' | \hat{H} | \mathbf{p}, +, \alpha \rangle = H(\mathbf{p})_{\alpha', \alpha} \delta^2(\mathbf{p}' - \mathbf{p}). \quad (\text{S5})$$

The symmetries C_{3z} , $C_{2z} \mathcal{T}$, and $M_{\hat{y}}$ constrain $H(\mathbf{p})$ as follows:

$$\begin{aligned} C_{3z}^{-1} \hat{H} C_{3z} &= \hat{H} \Rightarrow e^{-2\pi i \sigma_z / 3} H(R_{2\pi/3} \mathbf{p}) e^{2\pi i \sigma_z / 3} = H(\mathbf{p}) \\ (C_{2z} \mathcal{T})^{-1} \hat{H} (C_{2z} \mathcal{T}) &= \hat{H} \Rightarrow \sigma_x H^*(\mathbf{p}) \sigma_x = H(\mathbf{p}) \\ M_{\hat{y}}^{-1} \hat{H} M_{\hat{y}} &= \hat{H} \Rightarrow \sigma_x H(\mathcal{R}_{\hat{y}} \mathbf{p}) \sigma_x = H(\mathbf{p}). \end{aligned} \quad (\text{S6})$$

To first order in \mathbf{p} , the most general ansatz for $H(\mathbf{p})$ takes the form

$$H(\mathbf{p}) = \sum_{\mu=0}^3 (c_{0\mu} + c_{x\mu}p_x + c_{y\mu}p_y)\sigma_{\mu}. \quad (\text{S7})$$

The conditions in Eq. (S6) fix the Hamiltonian to be

$$H(\mathbf{p}) = \hbar v_F \mathbf{p} \cdot \boldsymbol{\sigma} + E_F \sigma_0, \quad (\text{S8})$$

where v_F is Fermi velocity and E_F is the Fermi energy.

B. With substrate and without SOC

We now add a substrate layer which couples the $\pm\mathbf{K}$ points as described in Sec. I, but we continue to assume there is no SOC. We now define the matrix $H(\mathbf{p})$ by

$$\langle \mathbf{p}', \eta', \alpha' | \hat{H} | \mathbf{p}, \eta, \alpha \rangle = H(\mathbf{p})_{\eta'\alpha', \eta\alpha} \delta^2(\mathbf{p}' - \mathbf{p}), \quad (\text{S9})$$

so that $H(\mathbf{p})$ represents the Hamiltonian in both valleys. A maximally symmetric substrate satisfies the following symmetry constraints:

$$\begin{aligned} C_{3z}^{-1} \hat{H} C_{3z} &= \hat{H} \Rightarrow e^{-2\pi i \tau_z \sigma_z / 3} H(R_{2\pi/3} \mathbf{p}) e^{2\pi i \tau_z \sigma_z / 3} = H(\mathbf{p}) \\ C_{2z}^{-1} \hat{H} C_{2z} &= \hat{H} \Rightarrow (\tau_x \sigma_x) H(-\mathbf{p}) (\tau_x \sigma_x) = H(\mathbf{p}) \\ \mathcal{T}^{-1} \hat{H} \mathcal{T} &= \hat{H} \Rightarrow (\tau_x \sigma_0) H^*(-\mathbf{p}) (\tau_x \sigma_0) = H(\mathbf{p}) \\ M_{\hat{x}}^{-1} \hat{H} M_{\hat{x}} &= \hat{H} \Rightarrow (\tau_x \sigma_0) H(\mathcal{R}_{\hat{x}} \mathbf{p}) (\tau_x \sigma_0) = H(\mathbf{p}) \\ M_{\hat{y}}^{-1} \hat{H} M_{\hat{y}} &= \hat{H} \Rightarrow (\tau_0 \sigma_x) H(\mathcal{R}_{\hat{y}} \mathbf{p}) (\tau_0 \sigma_x) = H(\mathbf{p}), \end{aligned} \quad (\text{S10})$$

where $C_{2z} = M_{\hat{x}} M_{\hat{y}}$ and $R_{\theta} \mathbf{p} = (p_x \cos \theta - p_y \sin \theta, p_x \sin \theta + p_y \cos \theta)$. To first order in momentum \mathbf{p} , these symmetry constraints imply that the Hamiltonian takes the form

$$H(\mathbf{p}) = \hbar v_F \tau_+ (\mathbf{p} \cdot \boldsymbol{\sigma}) - \hbar v_F \tau_- (\mathbf{p} \cdot \boldsymbol{\sigma}^*) + m_{xI} \tau_x \sigma_x + E_F \tau_0 \sigma_0. \quad (\text{S11})$$

The presence of the substrate introduces a mass term m_{xI} that couples the two valleys. This Hamiltonian is studied in Ref. [53], in which lithium adatoms provide a Kekulé-O distortion, i.e., $(r_s, \phi_s) = (\sqrt{3}, 30^\circ)$.

C. With substrate and with SOC

For substrates with SOC, we need to include a spin index $s = \pm 1$ which represents the z component of spin (\uparrow and \downarrow). The states are now denoted $|\mathbf{p}, \eta, \alpha, s\rangle$. The symmetry operators acts on these states as

$$\begin{aligned} C_{3z} |\mathbf{p}, \eta, \alpha, s\rangle &= e^{2\pi i \alpha \eta / 3} e^{-i\pi s / 3} |R_{2\pi/3} \mathbf{p}, \eta, \alpha, s\rangle \\ C_{2z} |\mathbf{p}, \eta, \alpha, s\rangle &= e^{-i\pi s / 2} |-\mathbf{p}, -\eta, -\alpha, s\rangle \\ \mathcal{T} |\mathbf{p}, \eta, \alpha, s\rangle &= s |-\mathbf{p}, -\eta, \alpha, -s\rangle \\ M_{\hat{x}} |\mathbf{p}, \alpha, s\rangle &= -i |\mathcal{R}_{\hat{x}} \mathbf{p}, -\eta, \alpha, -s\rangle \\ M_{\hat{y}} |\mathbf{p}, \alpha, s\rangle &= s |\mathcal{R}_{\hat{y}} \mathbf{p}, \eta, -\alpha, -s\rangle. \end{aligned} \quad (\text{S12})$$

A Hamiltonian that respects all symmetries satisfies

$$\begin{aligned} C_{3z}^{-1} \hat{H} C_{3z} &= \hat{H} \Rightarrow \left(e^{-2\pi i \tau_z \sigma_z / 3} e^{i\pi s_z / 3} \right) H(R_{2\pi/3} \mathbf{p}) \left(e^{2\pi i \tau_z \sigma_z / 3} e^{-i\pi s_z / 3} \right) = H(\mathbf{p}) \\ C_{2z}^{-1} \hat{H} C_{2z} &= \hat{H} \Rightarrow \left(\tau_x \sigma_x e^{i\pi s_z / 2} \right) H(-\mathbf{p}) \left(\tau_x \sigma_x e^{-i\pi s_z / 2} \right) = H(\mathbf{p}) \\ \mathcal{T}^{-1} \hat{H} \mathcal{T} &= \hat{H} \Rightarrow (i\tau_x \sigma_0 s_y) H^*(-\mathbf{p}) (-i\tau_x \sigma_0 s_y) = H(\mathbf{p}) \\ M_{\hat{x}}^{-1} \hat{H} M_{\hat{x}} &= \hat{H} \Rightarrow \left(\tau_x \sigma_0 e^{i\pi s_x / 2} \right) H(\mathcal{R}_{\hat{x}} \mathbf{p}) \left(\tau_x \sigma_0 e^{-i\pi s_x / 2} \right) = H(\mathbf{p}) \\ M_{\hat{y}}^{-1} \hat{H} M_{\hat{y}} &= \hat{H} \Rightarrow \left(\tau_0 \sigma_x e^{i\pi s_y / 2} \right) H(\mathcal{R}_{\hat{y}} \mathbf{p}) \left(\tau_0 \sigma_x e^{-i\pi s_y / 2} \right) = H(\mathbf{p}) \end{aligned} \quad (\text{S13})$$

and can be written to first order in \mathbf{p} in the form

$$H = \sum_{i=1}^{10} c_i h_i, \quad (\text{S14})$$

where

$$\begin{aligned} h_0 &= \tau_0 \sigma_0 s_0 \\ h_1 &= \tau_+ (\mathbf{p} \cdot \boldsymbol{\sigma}) s_0 - \tau_- (\mathbf{p} \cdot \boldsymbol{\sigma}^*) s_0 \\ h_2 &= \tau_x \sigma_x s_0 \\ h_3 &= \tau_z \sigma_z s_z \\ h_4 &= \tau_y \sigma_y s_z \\ h_5 &= \tau_0 \sigma_0 (\mathbf{p} \times \mathbf{s})_z \\ h_6 &= \tau_+ (\boldsymbol{\sigma} \times \mathbf{s})_z + \tau_- (\boldsymbol{\sigma} \times \mathbf{s}^*)_z \\ h_7 &= \tau_x \sigma_x (\mathbf{p} \times \mathbf{s})_z \\ h_8 &= [(\mathbf{p} \cdot \boldsymbol{\tau}) \sigma_+ - (\mathbf{p} \cdot \boldsymbol{\tau}^*) \sigma_-] s_z \\ h_9 &= \tau_0 \sigma_x (\mathbf{p} \times \mathbf{s}^*)_z - \tau_z \sigma_y (\mathbf{p} \cdot \mathbf{s}^*) \\ h_{10} &= \tau_x \sigma_0 (\mathbf{p} \times \mathbf{s}^*)_z - \tau_y \sigma_z (\mathbf{p} \cdot \mathbf{s}^*), \end{aligned} \quad (\text{S15})$$

where $(\mathbf{p} \times \mathbf{s})_z$ denotes $(\mathbf{p} \times \mathbf{s}) \cdot \hat{\mathbf{z}}$. Here, h_0 is a constant term, h_1 is the kinetic term, h_2, h_3, h_4 are momentum and spin independent, and h_5 represents Rashba SOC.

For a Hamiltonian that contains only the spin s_z conserving terms h_1, h_2, h_3, h_4 , we can express it in terms of a single spin component, such as spin-up, and discuss the resulting ‘‘spinless Hamiltonian’’:

$$H_{\uparrow}(\mathbf{p}) = \hbar v_F \tau_+ (\mathbf{p} \cdot \boldsymbol{\sigma}) - \hbar v_F \tau_- (\mathbf{p} \cdot \boldsymbol{\sigma}^*) + m_{xxI} \tau_x \sigma_x + m_{yyz} \tau_y \sigma_y + m_{zzz} \tau_z \sigma_z, \quad (\text{S16})$$

where we renamed the coefficients $(c_1, c_2, c_3, c_4) \rightarrow (\hbar v_F, m_{xxI}, m_{zzz}, m_{yyz})$. Here, we did not include the constant term h_0 since its only effect is a constant energy shift.

If the two sublattices in the substrate are different, the system breaks C_{2z} symmetry. For simplicity, we consider configurations where either $M_{\hat{x}}$ or $M_{\hat{y}}$ is preserved, as discussed in Sec. I. In both cases, 7 extra terms are allowed:

1. $C_{3z} + M_{\hat{x}} + \mathcal{T}$: type-X substrate

$$\begin{aligned} h_1^x &= \tau_z \sigma_0 s_z \\ h_2^x &= \tau_0 \sigma_z s_0 \\ h_3^x &= \tau_0 \sigma_z (\mathbf{p} \times \mathbf{s})_z \\ h_4^x &= \tau_y \sigma_x (\mathbf{p} \cdot \mathbf{s}) \\ h_5^x &= \tau_+ (\mathbf{p} \cdot \boldsymbol{\sigma}) s_z + \tau_- (\mathbf{p} \cdot \boldsymbol{\sigma}^*) s_z \\ h_6^x &= (\mathbf{p} \cdot \boldsymbol{\tau}) \sigma_+ s_z + (\mathbf{p} \cdot \boldsymbol{\tau}^*) \sigma_- s_z \\ h_7^x &= \tau_x \sigma_z (\mathbf{p} \times \mathbf{s}^*)_z - \tau_y \sigma_0 (\mathbf{p} \cdot \mathbf{s}^*) \end{aligned} \quad (\text{S17})$$

2. $C_{3z} + M_{\hat{y}} + \mathcal{T}$: type-Y substrate

$$\begin{aligned} h_1^y &= \tau_x \sigma_y s_z \\ h_2^y &= \tau_y \sigma_x s_0 \\ h_3^y &= \tau_0 \sigma_z (\mathbf{p} \cdot \mathbf{s}) \\ h_4^y &= \tau_y \sigma_x (\mathbf{p} \times \mathbf{s})_z \\ h_5^y &= \tau_+ (\mathbf{p} \times \boldsymbol{\sigma})_z s_z + \tau_- (\mathbf{p} \times \boldsymbol{\sigma}^*)_z s_z \\ h_6^y &= (\mathbf{p} \times \boldsymbol{\tau})_z \sigma_+ s_z + (\mathbf{p} \times \boldsymbol{\tau}^*)_z \sigma_- s_z \\ h_7^y &= \tau_x \sigma_z (\mathbf{p} \cdot \mathbf{s}^*) + \tau_y \sigma_0 (\mathbf{p} \times \mathbf{s}^*)_z \end{aligned} \quad (\text{S18})$$

In this paper, we will only focus on the momentum-independent and spin s_z preserving terms $h_1^x, h_2^x, h_1^y, h_2^y$.

III. SYMMETRIES

In this section, we discuss the symmetries of the Hamiltonian, and show that Hamiltonians with different mass terms may be unitarily related, and therefore possess the same spectrum. Notably, since we do not take the small-angle approximation (i.e., the approximation of $\sigma_{l\theta/2}$ by σ in main text Eq. (2)), the Hamiltonian does not have particle-hole symmetry [4, 5].

The Bistritzer-MacDonald (BM) model [1] is a low energy continuum model for twisted bilayer graphene. The BM model can be written in the form

$$H_0(\mathbf{r}) = \begin{pmatrix} \mathcal{H}_+^{(0)}(\mathbf{r}) & \mathcal{H}_{\text{hop}}(\mathbf{r}) \\ \mathcal{H}_{\text{hop}}^\dagger(\mathbf{r}) & \mathcal{H}_-^{(0)}(\mathbf{r}) \end{pmatrix} \quad (\text{S19})$$

in the basis $|\mathbf{r}, l, \eta, \alpha, s\rangle$, where $l = +$ ($l = -$) denotes the top (bottom) layer. We use Γ_μ to denote the 2×2 identity ($\mu = 0$) and Pauli ($\mu = x, y, z$) matrices in the layer basis l , and define $\Gamma_\pm = \frac{1}{2}(\Gamma_0 \pm \Gamma_z)$. Adding a maximally symmetric substrate (i.e., one which has C_{3z} , C_{2z} , $M_{\hat{y}}$, and \mathcal{T} symmetries) to the bottom layer introduces a distortion

$$\Delta H(\mathbf{r}) = \begin{pmatrix} 0 & 0 \\ 0 & \mathcal{H}_-^{(\text{sub})}(\mathbf{r}) \end{pmatrix}. \quad (\text{S20})$$

In principle, $\mathcal{H}_-^{(\text{sub})}(\mathbf{r})$ includes all terms from Eq. (S15) (for maximally symmetric, type-X, and type-Y substrates), in Eq. (S17) (for type-X substrate), or in Eq. (S18) (for type-Y substrate). It was shown in [54] that in the case of $r_s = \sqrt{3}$ and $\phi_s = 30^\circ$ the substrate induced SOC is s_z conserving under reasonable approximations. For simplicity, we also assume here that the Hamiltonian preserves s_z . Additionally, we expect that momentum independent substrate potential terms have a greater effect than momentum dependent terms because the momenta relevant to the low energy physics include only small deviations from the \mathbf{K} and $-\mathbf{K}$ points of graphene. We therefore only include momentum independent substrate potential terms. Specifically, the terms we keep are:

$$\begin{cases} \text{maximally symmetric, type-X, and type-Y:} & \tau_x \sigma_x s_0, \tau_z \sigma_z s_z, \tau_y \sigma_y s_z \\ \text{type-X:} & \tau_z \sigma_0 s_z, \tau_0 \sigma_z s_0 \\ \text{type-Y:} & \tau_x \sigma_y s_z, \tau_y \sigma_x s_0 \end{cases} \quad (\text{S21})$$

Since we do not take the small-angle approximation, the sublattice potential must be modified by a rotation of $-\theta/2$, to account for the rotation of the bottom graphene layer. Therefore, the mass terms in Eq. (S21) should be unitarily transformed by the rotation operator

$$U = e^{-i\theta\tau_z\sigma_z/4} e^{-i\theta s_z/4}, \quad (\text{S22})$$

which transforms the $\eta = s = +$ Dirac kinetic term $\mathbf{p} \cdot \boldsymbol{\sigma}$ to $\mathbf{p} \cdot \boldsymbol{\sigma}_{-\theta/2}$. However, it is easy to see that all the mass terms in Eq. (S21) commute with U . Therefore their form is unchanged by this transformation.

In the following, we often work in moiré momentum space. The moiré crystal momentum \mathbf{k} for a state $|\psi\rangle$ is defined by $T_{\mathbf{R}}|\psi\rangle = e^{-i\mathbf{k}\cdot\mathbf{R}}|\psi\rangle$ where $T_{\mathbf{R}}$ is the translation operator defined in the main text. Furthermore, $H(\mathbf{k})$ denotes the representation of the Hamiltonian in a plane wave basis consistent with this definition of moiré crystal momentum.

A. Maximally symmetric substrate with C_{2z} symmetry

When the substrate is maximally symmetric, $\mathcal{H}_-^{(\text{sub})}$ contains 3 terms:

$$\mathcal{H}_-^{(\text{sub})} = m_{xxI} \tau_x \sigma_x s_0 + m_{zzz} \tau_z \sigma_z s_z + m_{yyz} \tau_y \sigma_y s_z. \quad (\text{S23})$$

We denote the Hamiltonian with mass terms m_{xxI} , m_{zzz} , and m_{yyz} as

$$H(\mathbf{r}, m_{xxI}, m_{zzz}, m_{yyz}) = H_0(\mathbf{r}) + \Gamma_- \mathcal{H}_-^{(\text{sub})} = H_0(\mathbf{r}) + \Gamma_- (m_{xxI} \tau_x \sigma_x s_0 + m_{zzz} \tau_z \sigma_z s_z + m_{yyz} \tau_y \sigma_y s_z). \quad (\text{S24})$$

The Hamiltonian respects time-reversal symmetry \mathcal{T} , which acts on the state $|\mathbf{r}, l, \eta, \alpha, s\rangle$ as

$$\mathcal{T} |\mathbf{r}, l, \eta, \alpha, s\rangle = s |\mathbf{r}, l, -\eta, \alpha, -s\rangle. \quad (\text{S25})$$

According to the Kramers' theorem, the spectrum is 2-fold degenerate at time-reversal invariant momenta, namely Γ_M and $R_{C_j} \mathbf{M}_M$ for $j \in \{1, 2, 3\}$. Each degenerate state belongs to a Kramers pair, with opposite spin components.

Focusing on a particular spin component, when $m_{xxI} = m_{yyz} = 0$ the two valleys are decoupled and the Hamiltonian decomposes as a direct sum $H(\mathbf{k}) = H_{\eta=+}(\mathbf{k}) \oplus H_{\eta=-}(\mathbf{k})$. Under C_{2z} , the components transform into one another, $C_{2z}^{-1} H_\eta(\mathbf{k}) C_{2z} = H_{-\eta}(-\mathbf{k})$, resulting in degeneracies at Γ_M and \mathbf{M}_M , as we now explain.

1. $\mathbf{k} = \Gamma_M$: In this case,

$$C_{2z}^{-1} H_\eta(\Gamma_M) C_{2z} = H_{-\eta}(-\Gamma_M) = H_{-\eta}(\Gamma_M), \quad (\text{S26})$$

therefore the two components of the direct sum are related by a unitary transformation C_{2z} , resulting in the degeneracy at Γ_M .

2. $\mathbf{k} = \mathbf{M}_M$: \mathbf{M}_M and $-\mathbf{M}_M$ are related by a reciprocal lattice translation, and momenta related by reciprocal lattice \mathbf{G} can be transformed into one another by the unitary *embedding matrix* $V(\mathbf{G})$:

$$H(\mathbf{k} + \mathbf{G}) = V(\mathbf{G}) H(\mathbf{k}) V^{-1}(\mathbf{G}). \quad (\text{S27})$$

As a result, the two components are related by

$$\begin{aligned} C_{2z}^{-1} H_\eta(\mathbf{M}_M) C_{2z} &= H_{-\eta}(-\mathbf{M}_M) \\ &= V(\mathbf{G}) H_{-\eta}(\Gamma_M) V^{-1}(\mathbf{G}) \\ \Rightarrow H_{-\eta}(\mathbf{M}_M) &= V^{-1}(\mathbf{G}) C_{2z}^{-1} H_{-\eta}(\mathbf{M}_M) C_{2z} V(\mathbf{G}). \end{aligned} \quad (\text{S28})$$

The two components are again related by a unitary transformation $C_{2z} V(\mathbf{G})$, and the spectrum is degenerate at \mathbf{M}_M .

While the three mass terms may seem independent, Hamiltonians with different masses are sometimes unitarily equivalent. To see this, we introduce two unitary (and hermitian) operators U_{zII} and U_{IIx} and compute their action on the Hamiltonian:

1. U_{zII} :

$$\begin{aligned} U_{zII} |\mathbf{r}, l, \eta, \alpha, s\rangle &= \eta |\mathbf{r}, l, \eta, \alpha, s\rangle \\ U_{zII}^\dagger H(\mathbf{r}, m_{xxI}, m_{zzz}, m_{yyz}) U_{zII} &= H(\mathbf{r}, -m_{xxI}, m_{zzz}, -m_{yyz}). \end{aligned} \quad (\text{S29})$$

2. U_{IIx} :

$$\begin{aligned} U_{IIx} |\mathbf{r}, l, \eta, \alpha, s\rangle &= |\mathbf{r}, l, -\eta, -\alpha, -s\rangle \\ U_{IIx}^\dagger H(\mathbf{r}, m_{xxI}, m_{zzz}, m_{yyz}) U_{IIx} &= H(\mathbf{r}, m_{xxI}, -m_{zzz}, -m_{yyz}). \end{aligned} \quad (\text{S30})$$

This implies that, instead of exploring the entire phase space with arbitrary m_{xxI} , m_{zzz} , and m_{yyz} , we only need to focus on regions with $m_{xxI} > 0$ and $m_{yyz} > 0$; the rest of the phase space can be inferred from these results.

B. Type-Y substrate

For a type-Y substrate, where the M_x symmetry is broken, $\mathcal{H}_-^{(\text{sub})}$ admits more spin-conserving terms that are momentum independent, and the Hamiltonian is represented by (see Eq. (S18))

$$H(\mathbf{r}, m_{xxI}, m_{zzz}, m_{yyz}, m_{xyz}, m_{yxI}) = H_0 + \Gamma_- (m_{xxI} \tau_x \sigma_x s_0 + m_{zzz} \tau_z \sigma_z s_z + m_{yyz} \tau_y \sigma_y s_z + m_{xyz} \tau_x \sigma_y s_z + m_{yxI} \tau_y \sigma_x s_0).$$

The five parameters can be reduced to four by observing that

$$\begin{aligned} e^{i\chi\tau_z/2} (\tau_x \sigma_x s_0) e^{-i\chi\tau_z/2} &= \tau_x \sigma_x s_0 \cos \chi - \tau_y \sigma_x s_0 \sin \chi \\ e^{i\chi\tau_z/2} (\tau_y \sigma_x s_0) e^{-i\chi\tau_z/2} &= \tau_x \sigma_x s_0 \sin \chi + \tau_y \sigma_x s_0 \cos \chi \\ e^{i\chi\tau_z/2} (\tau_x \sigma_y s_z) e^{-i\chi\tau_z/2} &= \tau_x \sigma_y s_z \cos \chi - \tau_y \sigma_y s_z \sin \chi \\ e^{i\chi\tau_z/2} (\tau_y \sigma_y s_z) e^{-i\chi\tau_z/2} &= \tau_x \sigma_y s_z \sin \chi + \tau_y \sigma_y s_z \cos \chi, \end{aligned} \quad (\text{S31})$$

which gives

$$e^{i\chi\tau_z/2}H(\mathbf{r}, m_{xxI}, m_{zzz}, m_{yyz}, m_{xyz}, m_{yxI})e^{-i\chi\tau_z/2} = H(\mathbf{r}, m'_{xxI}, m_{zzz}, m'_{yyz}, m'_{xyz}, m'_{yxI}), \quad (\text{S32})$$

where

$$\begin{pmatrix} m'_{xxI} & m'_{xyz} \\ m'_{yxI} & m'_{yyz} \end{pmatrix} = \begin{pmatrix} \cos \chi & \sin \chi \\ -\sin \chi & \cos \chi \end{pmatrix} \begin{pmatrix} m_{xxI} & m_{xyz} \\ m_{yxI} & m_{yyz} \end{pmatrix}. \quad (\text{S33})$$

This implies that $H(\mathbf{r}, m_{xxI}, m_{zzz}, m_{yyz}, m_{xyz}, m_{yxI})$ and $H(\mathbf{r}, m'_{xxI}, m_{zzz}, m'_{yyz}, m'_{xyz})$ are unitarily related by $e^{-i\chi\tau_z/2}$. Given any set of mass parameters, we can always choose χ such that $\tan \chi = m_{yxI}/m_{xxI}$. With this choice, we set $m'_{yxI} = 0$, reducing the number of independent mass terms to four effectively: m_{xxI} , m_{zzz} , m_{yyz} , and m_{xyz} . Physically, this corresponds to a redefinition of the valleys in both layers. Therefore, the parameter m_{yxI} is a redundant variable, and we omit it from further consideration.

In the presence of m_{xyz} , operators introduced in Eq. (S29) and Eq. (S30) relate Hamiltonians with different mass terms:

1. $U_{zII}^\dagger H(\mathbf{r}, m_{xxI}, m_{zzz}, m_{yyz}, m_{xyz})U_{zII} = H(\mathbf{r}, -m_{xxI}, m_{zzz}, -m_{yyz}, -m_{xyz})$.
2. $U_{IIx}^\dagger H(\mathbf{r}, m_{xxI}, m_{zzz}, m_{yyz}, m_{xyz})U_{IIx} = H(\mathbf{r}, m_{xxI}, -m_{zzz}, -m_{yyz}, -m_{xyz})$.

Due to the different sublattices, the C_{2z} operator is no longer a symmetry; however, it relates Hamiltonians with different signs of m_{xyz} :

3. C_{2z} :

$$\begin{aligned} C_{2z} |\mathbf{r}, l, \eta, \alpha, s\rangle &= |-\mathbf{r}, l, -\eta, -\alpha, s\rangle \\ C_{2z}^\dagger H(\mathbf{r}, m_{xxI}, m_{zzz}, m_{yyz}, m_{xyz})C_{2z} &= H(-\mathbf{r}, m_{xxI}, m_{zzz}, m_{yyz}, -m_{xyz}). \end{aligned} \quad (\text{S34})$$

This implies that the energy spectra of the two Hamiltonians are identical under a π -rotation around the z axis, and the spin Chern numbers are the same for bands that differ in the spin component.

These relations allow us to complete the entire phase diagram of the band topology given the information in regions where $m_{xxI} > 0$, $m_{yyz} > 0$, and $m_{xyz} > 0$.

C. Type-X substrate

A X-Type substrate with broken $M_{\hat{y}}$ symmetry admits spin-preserving and momentum independent terms in $\mathcal{H}_-^{\text{(sub)}}$ such that the Hamiltonian takes the general form (see Eq. (S17))

$$H(\mathbf{r}, m_{xxI}, m_{zzz}, m_{yyz}, m_{zIz}, m_{IzI}) = H_0(\mathbf{r}) + \Gamma_- (m_{xxI}\tau_x\sigma_x s_0 + m_{zzz}\tau_z\sigma_z s_z + m_{yyz}\tau_y\sigma_y s_z + m_{zIz}\tau_z\sigma_0 s_z + m_{IzI}\tau_0\sigma_z s_0). \quad (\text{S35})$$

Similar to the previous cases, Hamiltonians with different mass terms are unitarily related:

1. U_{zII} :

$$U_{zII}^\dagger H(\mathbf{r}, m_{xxI}, m_{zzz}, m_{yyz}, m_{zIz}, m_{IzI})U_{zII} = H(\mathbf{r}, -m_{xxI}, m_{zzz}, -m_{yyz}, m_{zIz}, m_{IzI}). \quad (\text{S36})$$

2. U_{IIx} :

$$U_{IIx}^\dagger H(\mathbf{r}, m_{xxI}, m_{zzz}, m_{yyz}, m_{zIz}, m_{IzI})U_{IIx} = H(\mathbf{r}, m_{xxI}, -m_{zzz}, -m_{yyz}, -m_{zIz}, m_{IzI}). \quad (\text{S37})$$

3. C_{2z} :

$$C_{2z}^\dagger H(\mathbf{r}, m_{xxI}, m_{zzz}, m_{yyz}, m_{zIz}, m_{IzI})C_{2z} = H(-\mathbf{r}, m_{xxI}, m_{zzz}, m_{yyz}, -m_{zIz}, -m_{IzI}). \quad (\text{S38})$$

By leveraging these relations, we can construct the full phase diagram of the band topology based on the information where $m_{xxI} > 0$, $m_{yyz} > 0$, and $m_{zIz} > 0$.

IV. ADDITIONAL MOIRÉ BAND STRUCTURES AND BAND TOPOLOGY

A. Band structure of GeSb_2Te_4

In the main text, we presented the moiré band structure with the candidate substrate Sb_2Te_3 . Here, we analyze another candidate substrate, GeSb_2Te_4 , and provide its moiré band structure and quantum geometry. Fig. S2 shows the $|n| \leq 2$ moiré bands at $\theta = 1.01^\circ$, where solid and dotted lines stand for spin \uparrow and \downarrow bands, respectively. The bands $|n| \leq 2$, ordered from high to low energies, carry spin Chern numbers $\mathcal{C} = \{+2, 0, -4, +2\}$.

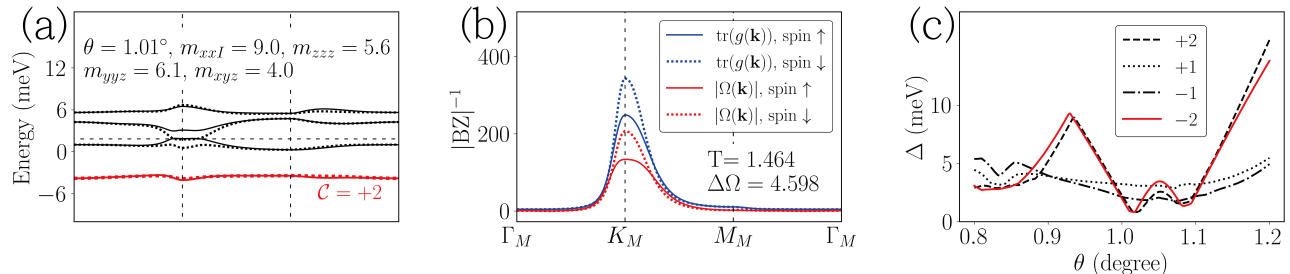


FIG. S2. (a) The moiré band structure for GeSb_2Te_4 , another candidate type-Y substrate. (b) $\text{tr}(g(\mathbf{k}))$ and $|\Omega(\mathbf{k})|$ for band $n = -2$. (c) The bandwidths of band n (labeled in the legend) with respect to twist angle θ .

B. Bands with $|\mathcal{C}| = 4$

In the main text, we showed bands with spin Chern numbers $|\mathcal{C}| = 1, 2$. For suitably chosen θ and mass terms, there also exist isolated flat bands with higher spin Chern numbers. Some examples are shown in Fig. S3, where the red band indicates bands with spin Chern number $|\mathcal{C}| = 4$. The band geometry properties T and $\Delta\Omega$ are indicated. Notably, the deviations from the ideal band T for these $|\mathcal{C}| = 4$ bands are greater than the main text examples with $\mathcal{C} = 1, 2$. In addition, the band gaps between these topological flat bands and their neighboring bands are much smaller than the band gaps shown in the main text, making them more challenging to observe experimentally.

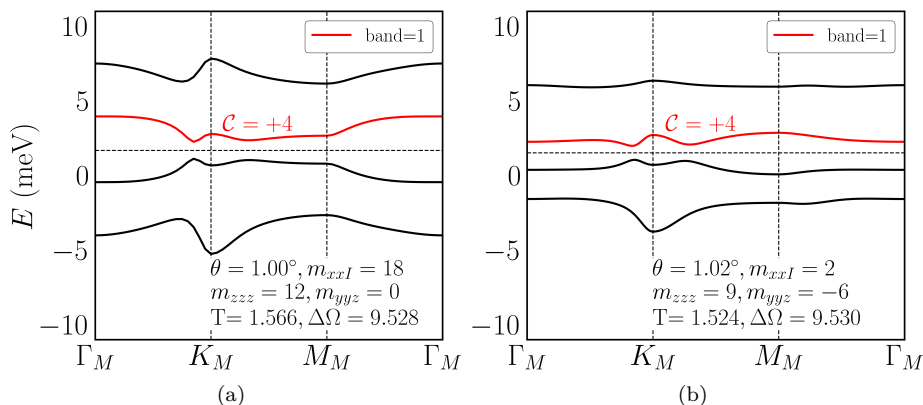


FIG. S3. The moiré band structure for models with higher spin Chern numbers (a) $\mathcal{C} = \{-2, +4, -4, +2\}$ and (b) $\mathcal{C} = \{-2, +4, -4, +2\}$ for bands $n = \{2, 1, -1, -2\}$. All masses are given in units of meV.

C. Band topology

In the main text, we showed the spin Chern number of models with $m_{zzz} = 9$ over a wide range of θ and m_{xxl} . In Fig. S4, we provide additional phase diagrams for various models. The specific details of each diagram are indicated.

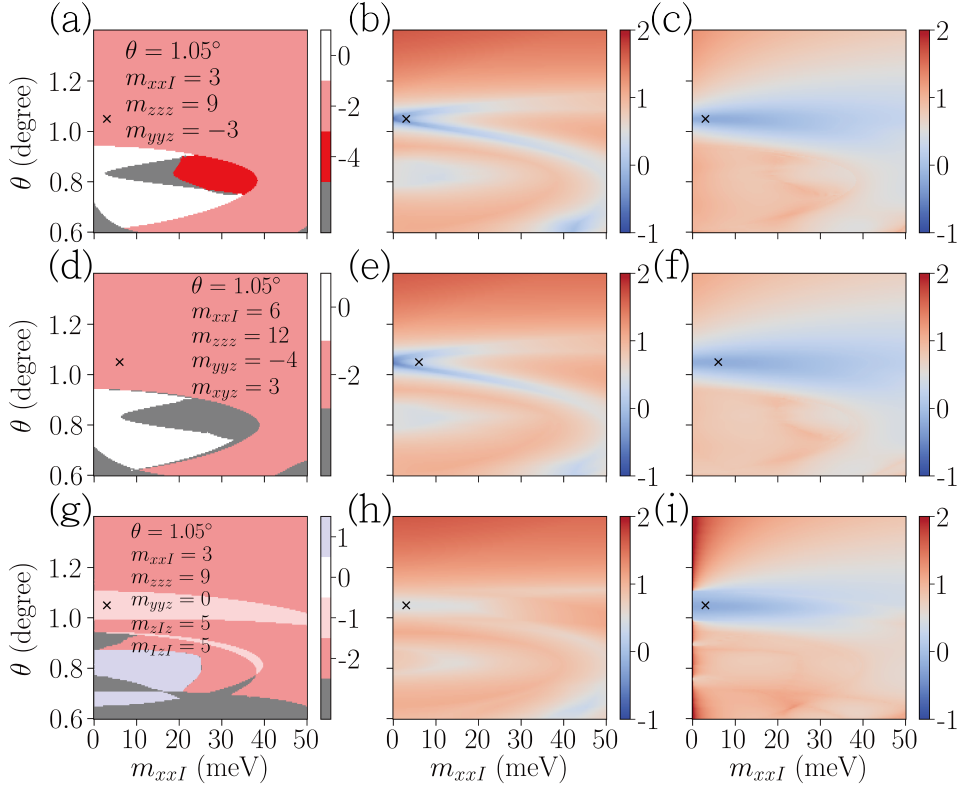


FIG. S4. The phase diagram of the spin Chern number, band gap Δ , and the T value for models with (a)-(c) a maximally symmetry substrate, (d)-(f) a type-Y substrate, and (g)-(i) a type-X substrate. Diagrams in each row correspond to the same set of mass terms, as indicated in the left-most panel. The highlighted points in panel (a)-(c) and (g)-(i) correspond to parameters that are described in main text Fig. 2(e) and Fig. 3(b).

V. WILSON LOOP AND THE QUANTUM GEOMETRIC TENSOR

The Berry curvature is a quantity that captures the topological properties of isolated bands. Recently, attention has also turned to a closely related quantity called the quantum geometric tensor (QGT). For an isolated band $|\psi(\mathbf{k})\rangle$, the QGT is defined by

$$G_{ij}(\mathbf{k}) = \text{tr} [P(\mathbf{k})\partial_{k_i}P(\mathbf{k})\partial_{k_j}P(\mathbf{k})] = g_{ij}(\mathbf{k}) + \frac{i}{2}f_{ij}(\mathbf{k}), \quad (\text{S39})$$

where $P(\mathbf{k}) = |\psi(\mathbf{k})\rangle\langle\psi(\mathbf{k})|$, $g_{ij}(\mathbf{k})$ is a real symmetric matrix called the Fubini-Study metric (FSM) [77, 78], and $f_{ij}(\mathbf{k})$ is a real antisymmetric matrix, where $\Omega(\mathbf{k}) = -f_{xy}(\mathbf{k})$ is the Berry curvature. In the following, we derive useful formulas for $g_{ij}(\mathbf{k})$ and $\Omega(\mathbf{k})$.

We define the overlap function $w(\mathbf{k}_1, \mathbf{k}_2) = \langle\psi(\mathbf{k}_1)|\psi(\mathbf{k}_2)\rangle$. Taking $\mathbf{k}_1 = \mathbf{k} - \delta\mathbf{k}/2$ and $\mathbf{k}_2 = \mathbf{k} + \delta\mathbf{k}/2$ the overlap function can be expanded to second order in $\delta\mathbf{k}$ as follows:

$$\begin{aligned} & w\left(\mathbf{k} - \frac{\delta\mathbf{k}}{2}, \mathbf{k} + \frac{\delta\mathbf{k}}{2}\right) \\ &= \langle\psi(\mathbf{k} - \delta\mathbf{k}/2)|\psi(\mathbf{k} + \delta\mathbf{k}/2)\rangle \\ &= \left(\langle\psi(\mathbf{k})| - \frac{1}{2}\delta k^i \langle\partial_{k_i}\psi(\mathbf{k})| + \frac{1}{8}\delta k^i \delta k^j \langle\partial_{k_i}\partial_{k_j}\psi(\mathbf{k})|\right) \left(|\psi(\mathbf{k})\rangle + \frac{1}{2}\delta k^i |\partial_{k_i}\psi(\mathbf{k})\rangle + \frac{1}{8}\delta k^i \delta k^j |\partial_{k_i}\partial_{k_j}\psi(\mathbf{k})\rangle\right) \\ &= 1 + \delta k^i \langle\psi(\mathbf{k})|\partial_{k_i}\psi(\mathbf{k})\rangle - \frac{1}{2}\delta k^i \delta k^j \langle\partial_{k_i}\psi(\mathbf{k})|\partial_{k_j}\psi(\mathbf{k})\rangle, \end{aligned} \quad (\text{S40})$$

where repeated indices are summed over. Note that we have used $\langle\psi(\mathbf{k})|\partial_{k_i}\psi(\mathbf{k})\rangle + \langle\partial_{k_i}\psi(\mathbf{k})|\psi(\mathbf{k})\rangle = 0$ and $\langle\psi(\mathbf{k})|\partial_{k_i}\partial_{k_j}\psi(\mathbf{k})\rangle + \langle\partial_{k_i}\partial_{k_j}\psi(\mathbf{k})|\psi(\mathbf{k})\rangle = -\langle\partial_{k_i}\psi(\mathbf{k})|\partial_{k_j}\psi(\mathbf{k})\rangle - \langle\partial_{k_j}\psi(\mathbf{k})|\partial_{k_i}\psi(\mathbf{k})\rangle$. On the other hand, the Tay-

lor expansion of an exponential function with arbitrary coefficients α_i and β_{ij} to second order in $\delta\mathbf{k}$ is

$$\exp(\alpha_i \delta k^i + \beta_{ij} \delta k^i \delta k^j) = 1 + \alpha_i \delta k^i + \left(\frac{1}{2} \alpha_i \alpha_j + \beta_{ij}\right) \delta k^i \delta k^j. \quad (\text{S41})$$

By comparing Eqs. (S40) and (S41) and setting $\alpha_i = \langle \psi(\mathbf{k}) | \partial_{k_i} \psi(\mathbf{k}) \rangle = -i \mathcal{A}_i(\mathbf{k})$ and $\frac{1}{2} \alpha_i \alpha_j + \beta_{ij} = -\frac{1}{2} \langle \partial_{k_i} \psi(\mathbf{k}) | \partial_{k_j} \psi(\mathbf{k}) \rangle$, we obtain

$$\begin{aligned} w\left(\mathbf{k} - \frac{\delta\mathbf{k}}{2}, \mathbf{k} + \frac{\delta\mathbf{k}}{2}\right) &= \exp\left[-i \mathcal{A}_i(\mathbf{k}) \delta k^i - \frac{1}{2} \langle \partial_{k_i} \psi(\mathbf{k}) | \partial_{k_j} \psi(\mathbf{k}) \rangle \delta k^i \delta k^j + \frac{1}{2} \mathcal{A}_i(\mathbf{k}) \mathcal{A}_j(\mathbf{k}) \delta k^i \delta k^j\right] \\ &= \exp\left[-i \mathcal{A}_i(\mathbf{k}) \delta k^i - \frac{1}{2} \hat{g}_{ij}(\mathbf{k}) \delta k^i \delta k^j\right], \end{aligned} \quad (\text{S42})$$

to second order in $\delta\mathbf{k}$, where $\hat{g}_{ij}(\mathbf{k}) = \text{Re}[\langle \partial_{k_i} \psi(\mathbf{k}) | \partial_{k_j} \psi(\mathbf{k}) \rangle] - \mathcal{A}_i(\mathbf{k}) \mathcal{A}_j(\mathbf{k})$.

Given a closed loop Γ formed by line segments between N discrete momenta $\mathbf{k}_1, \mathbf{k}_2, \dots, \mathbf{k}_N, \mathbf{k}_{N+1} = \mathbf{k}_1$, the gauge-invariant Wilson loop unitary is

$$\begin{aligned} W(\mathbf{k}_1, \mathbf{k}_2, \dots, \mathbf{k}_N) &= \prod_{n=1}^N w(\mathbf{k}_n, \mathbf{k}_{n+1}) \\ &= \exp\left[-i \sum_n \mathcal{A}_i(\bar{\mathbf{k}}_n) \delta k_n^i - \frac{1}{2} \sum_n \hat{g}_{ij}(\bar{\mathbf{k}}_n) \delta k_n^i \delta k_n^j\right] + \mathcal{O}(|\delta\mathbf{k}|^3) \\ &= \exp\left[-i \int_{\Gamma} \hat{\Omega}(\mathbf{k}) d^2\mathbf{k} - \frac{1}{2} \sum_n \hat{g}_{ij}(\bar{\mathbf{k}}_n) \delta k_n^i \delta k_n^j\right] + \mathcal{O}(|\delta\mathbf{k}|^3), \end{aligned} \quad (\text{S43})$$

where $\delta\mathbf{k}_n = \mathbf{k}_{n+1} - \mathbf{k}_n$, and $\bar{\mathbf{k}}_n = \frac{1}{2}(\mathbf{k}_{n+1} + \mathbf{k}_n)$ and

$$\hat{\Omega}(\mathbf{k}) = \partial_{k_x} \mathcal{A}_y(\mathbf{k}) - \partial_{k_y} \mathcal{A}_x(\mathbf{k}). \quad (\text{S44})$$

We now prove $g_{ij}(\mathbf{k}) = \hat{g}_{ij}(\mathbf{k})$ and $\Omega(\mathbf{k}) = \hat{\Omega}(\mathbf{k})$.

- $g_{ij}(\mathbf{k}) = \hat{g}_{ij}(\mathbf{k})$: Using the identities $\text{tr}(A\{B, C\}) = \text{tr}(B\{A, C\})$ and $\{P(\mathbf{k}), \partial_{k_i} P(\mathbf{k})\} = \partial_{k_i} P(\mathbf{k})$, and referring to the QGT defined in Eq. (S39), we obtain

$$\begin{aligned} g_{ij}(\mathbf{k}) &= \frac{1}{2} \text{tr} [P(\mathbf{k}) \{\partial_{k_i} P(\mathbf{k}), \partial_{k_j} P(\mathbf{k})\}] \\ &= \frac{1}{2} \text{tr} [\partial_{k_i} P(\mathbf{k}) \{P(\mathbf{k}), \partial_{k_j} P(\mathbf{k})\}] \\ &= \frac{1}{2} \text{tr} [\partial_{k_i} P(\mathbf{k}) \partial_{k_j} P(\mathbf{k})] \\ &= \frac{1}{2} [\langle \partial_{k_i} \psi(\mathbf{k}) | \partial_{k_j} \psi(\mathbf{k}) \rangle + \langle \partial_{k_j} \psi(\mathbf{k}) | \partial_{k_i} \psi(\mathbf{k}) \rangle] + \langle \psi(\mathbf{k}) | \partial_{k_i} \psi(\mathbf{k}) \rangle \langle \psi(\mathbf{k}) | \partial_{k_j} \psi(\mathbf{k}) \rangle \\ &= \hat{g}_{ij}(\mathbf{k}), \end{aligned} \quad (\text{S45})$$

where, in the last line, we used the fact that $\langle \psi(\mathbf{k}) | \partial_{k_i} \psi(\mathbf{k}) \rangle$ is purely imaginary.

- $\Omega(\mathbf{k}) = \hat{\Omega}(\mathbf{k})$: Using the fact that $\langle \psi | \partial_{k_i} \psi \rangle$ is imaginary, we obtain

$$\text{tr}(P \partial_{k_x} P \partial_{k_y} P) = \langle \partial_{k_x} \psi | \partial_{k_y} \psi \rangle + \langle \psi | \partial_{k_x} \psi \rangle \langle \psi | \partial_{k_y} \psi \rangle. \quad (\text{S46})$$

Substituting this into f_{xy} , we get

$$\begin{aligned} \Omega(\mathbf{k}) &= -f_{xy}(\mathbf{k}) \\ &= i \text{tr}(P [\partial_{k_x} P, \partial_{k_y} P]) \\ &= i(\langle \partial_{k_x} \psi(\mathbf{k}) | \partial_{k_y} \psi(\mathbf{k}) \rangle - \langle \partial_{k_y} \psi(\mathbf{k}) | \partial_{k_x} \psi(\mathbf{k}) \rangle) \\ &= \Omega(\mathbf{k}). \end{aligned} \quad (\text{S47})$$

We have seen that the off-diagonal terms of the QGT capture the first order expansion of the Wilson loop unitary, while the diagonal terms capture the second order expansion of the Wilson loop unitary.

VI. NUMERICAL ESTIMATION OF THE BERRY CURVATURE AND THE QUANTUM GEOMETRY

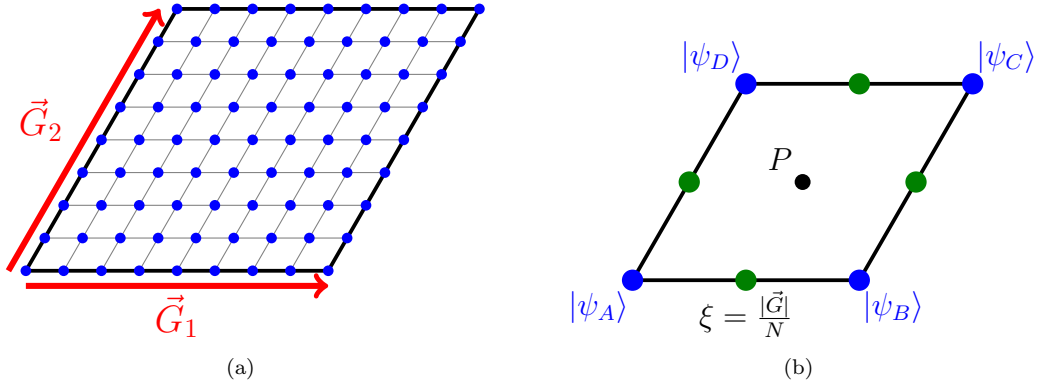


FIG. S5. (a) The rhombus spanned by \vec{G}_1 and \vec{G}_2 is divided into $N \times N$ cell, each having side length $\xi = |\vec{G}_1|/N$. (b) Focusing on a particular cell, the center is labeled by P , while the corners are labeled A , B , C , and D , where the wavefunctions are $|\psi_A\rangle, \dots, |\psi_D\rangle$.

In this section, we introduce a gauge invariant numerical method for calculating $\Omega(\mathbf{k})$ and $g(\mathbf{k}) = \text{tr}[g_{ij}(\mathbf{k})]$ using the same set of sampled points in the BZ. This method applies as long as the reciprocal lattice is spanned by primitive vectors G_1 and G_2 with $|G_1| = |G_2|$ and an angle of $\pi/3$ between G_1 and G_2 , as shown in Fig. S5(a). Importantly, these conditions can be met for the model studied in this paper.

We start by dividing the BZ into an $N \times N$ grid, as illustrated in Fig. S5(a). The nodes, indicated by blue points, are the sampled momenta at which we diagonalize the Hamiltonian $H(\mathbf{k})$ to obtain the eigenvectors and eigenvalues. A small grid section is shown in Fig. S5(b), which is a rhombus with sides of length $\xi = |G_1|/N = |G_2|/N$. The center of the rhombus is labeled by P , while the corners are labeled A , B , C , and D , and the corresponding wavefunctions for an occupied band are denoted as $|\psi_A\rangle, \dots, |\psi_D\rangle$. The algorithms for calculating $\Omega(\mathbf{k})$ and $g(\mathbf{k})$ at P , denoted by $\Omega(P)$ and $g(P)$, are:

- $\Omega(P)$: We can approximate $\Omega(P)$ by the average of $\Omega(\mathbf{k})$ over the grid with area $\sqrt{3}\xi^2/2$, with the deviation up to order $\mathcal{O}(\xi^2)$. According to Eq. (S43), we have

$$\Omega(P) \cdot \frac{\sqrt{3}}{2}\xi^2 \approx \int \Omega(\mathbf{k}) d^2\mathbf{k} = -\text{Im}[\log W(\mathbf{k}_A, \mathbf{k}_B, \mathbf{k}_C, \mathbf{k}_D)]. \quad (\text{S48})$$

Note that this equation can only determine $\Omega(P) \cdot \frac{\sqrt{3}}{2}\xi^2$ up to a modulo of 1. However, if ξ is sufficiently small, the LHS of the equation becomes much less than 1, allowing us to disregard the ambiguity of integer shifts.

- $g(P)$: From the vectors $\vec{AC} = \left(\frac{3}{2}\xi, \frac{\sqrt{3}}{2}\xi\right)$ and $\vec{BD} = \left(-\frac{1}{2}\xi, \frac{\sqrt{3}}{2}\xi\right)$, and in accordance with Eq. (S43), we expand the logarithm of the Wilson loop unitary around P to $\mathcal{O}(\xi^2)$ as:

$$\begin{aligned} -\log W(\mathbf{k}_A, \mathbf{k}_C) &= g_{xx}(P) \cdot (\vec{AC}_x)^2 + 2g_{xy}(P) \cdot (\vec{AC}_x) \cdot (\vec{AC}_y) + g_{yy}(P) \cdot (\vec{AC}_y)^2 \\ &= \frac{9}{4}\xi^2 g_{xx}(P) + \frac{6\sqrt{3}}{4}\xi^2 g_{xy}(P) + \frac{3}{4}\xi^2 g_{yy}(P) \\ -\log W(\mathbf{k}_B, \mathbf{k}_D) &= \frac{1}{4}\xi^2 g_{xx}(P) - \frac{2\sqrt{3}}{4}\xi^2 g_{xy}(P) + \frac{3}{4}\xi^2 g_{yy}(P) \end{aligned} \quad (\text{S49})$$

Combining the equations gives

$$-\log W(\mathbf{k}_A, \mathbf{k}_C) - 3\log W(\mathbf{k}_B, \mathbf{k}_D) = 3\xi^2 (g_{xx}(P) + g_{yy}(P)) = 3\xi^2 g(P). \quad (\text{S50})$$

The algorithm provided calculates $\Omega(P)$ and $g(P)$ up to order $\mathcal{O}(\xi^2)$ using only $(N+1) \times (N+1)$ samples. To see its efficiency, we compare it to a more straightforward method: sampling the green points in Sec. VI. This alternative approach requires $2N(N+1)$ samples, which is approximately double the number by our method.

VII. CANDIDATE MATERIALS

From the phase diagrams in the main text and Sec. IV, we observe topologically non-trivial bands for substrates with a wide range of m_{xxI} , m_{zzz} , m_{yyz} , and m_{xyz} . In this section, we study various substrates with lattice constants that are almost exactly $\sqrt{3}$ times that of graphene, and use density functional theory (DFT) (employing *Quantum Espresso* [71]) to determine the mass terms m_{xxI} , m_{zzz} , m_{yyz} , and m_{xyz} .

In practice, we use the Perdew-Burke-Ernzerhof (PBE) exchange-correlation functional, and account for core electrons using Kresse-Joubert projector augmented-wave pseudopotentials. Before performing the band structure calculation, the graphene and the substrate are relaxed until the residual force on each atom is less than 10^{-4} (a.u.). The van der Waals interactions are applied using Grimme's DFT-D2 method, and a Monkhorst-Pack k -point grid of $9 \times 9 \times 1$ is employed. The mass term $m_{xxI}\tau_x\sigma_x$ can be determined by studying the band gap at the Γ point Δ_{Γ} , using pseudopotentials that don't include relativistic effects, where $\Delta_{\Gamma} = 2m_{xxI}$. The remaining mass terms m_{zzz} , m_{yyz} , and m_{xyz} can be obtained from the energy spectrum at the Γ point using pseudopotentials that include relativistic effects.

Two candidate substrates with lattice constants approximately $\sqrt{3}a_0$ where $a_0 = 2.46 \text{ \AA}$ are given in Tab. S2, where we listed the mass terms m_{xxI} , m_{zzz} , m_{yyz} , m_{xyz} , the substrate lattice constant a_s , the percentage of deviation from $\sqrt{3}a_0$, and the spacing between the graphene and (the upper most atom of) the substrate. The corresponding mass terms give rise to relatively flat $n = -2$ bands that are isolated from other bands, both having spin Chern numbers $\mathcal{C} = +2$.

To fit the DFT result, we kept only the s_z preserving terms in the Hamiltonian, as discussed in Sec. III. It is possible that spin s_z non-conserving terms are present, but we leave their analysis for future work.

substrate	m_{xxI}	m_{zzz}	m_{yyz}	m_{xyz}	a_s	$r_s/\sqrt{3}$	layer spacing
Sb ₂ Te ₃	7.7	12.0	9.4	2.5	4.26	0.9998	3.312
GeSb ₂ Te ₄	9.0	5.6	6.1	4.0	4.22	1.009	3.480

TABLE S2. Table of candidate substrates. All mass terms m_{xxI} , m_{zzz} , m_{yyz} , and m_{xyz} are given in units of meV. The layer spacing, measured in \AA , represents the distance between the graphene and the uppermost atom of the substrate.