

# Optimal Policy Choices Under Uncertainty\*

Sarah Moon<sup>†</sup>

March 7, 2025

## Abstract

Policymakers often make changes to policies whose benefits and costs are unknown and must be inferred from statistical estimates in empirical studies. The sample estimates are noisier for some policies than for others, which should be adjusted for when comparing policy changes in decision-making. In this paper I consider the problem of a planner who makes changes to upfront spending on a set of policies to maximize social welfare but faces statistical uncertainty about the impact of those changes. I set up an optimization problem that is tractable under statistical uncertainty and solve for the Bayes risk-minimizing decision rule. I propose an empirical Bayes approach to approximating the optimal decision rule when the planner does not know a prior. I show theoretically that the empirical Bayes decision rule can approximate the optimal decision rule well, including in cases where a sample plug-in rule does not.

## 1 Introduction

Many empirical studies estimate the cost and benefit of a particular policy change (e.g. tax rate changes, food stamp expansions, job training programs). Although these studies tend to look at the welfare impact of an individual policy change, in practice, policymakers must think about the welfare impact of implementing many different policy changes at once. Because the benefits and costs of these policies are often unknown ex ante, policymakers must make decisions using statistical estimates taken from empirical studies.

In this paper I answer the question: How should a planner take into account statistical uncertainty about policy impacts, i.e. costs and benefits, when making policy changes from a set of policies? I take a decision-theoretic approach to answering this question by proposing empirical Bayes decision

---

\*I am especially grateful to Isaiah Andrews and Nathan Hendren for their guidance and advice. I thank Amy Finkelstein, Anna Mikusheva, and participants in the MIT econometrics lunch seminar and second-year paper course for their helpful feedback. This paper is based upon work supported by the National Science Foundation Graduate Research Fellowship Program under Grant No. 2141064. All errors are my own.

<sup>†</sup>Department of Economics, Massachusetts Institute of Technology, Cambridge, MA 02139, USA. Email: [sarahmn@mit.edu](mailto:sarahmn@mit.edu)

rules that approximate Bayes risk-minimizing decision rules well. While much of the empirical Bayes literature has focused on good performance of posterior mean estimates under a mean-squared error criterion, I contribute to the literature by showing the empirical Bayes approach performs well under a suitably normalized social welfare metric, which is the metric ultimately relevant to a welfare-maximizing planner.

I first set up a decision problem similar to [Bergstrom et al. \(2024\)](#) where a social planner maximizes a utilitarian social welfare function subject to an approximate budget constraint. The planner chooses the amount of upfront spending on each policy in a menu of policies, and has a welfare valuation for public debt that captures the extent to which the planner is willing to violate the budget constraint. I motivate a local analysis of policy changes by incorporating a cost to making many or large changes to upfront spending. I incorporate statistical uncertainty about policy benefits and net costs for a Bayesian planner by deriving the Bayes risk-minimizing decision rule for the decision problem. The problem I set up avoids several statistical issues with existing problem set-ups under uncertainty.

I then propose an empirical Bayes approach to proceed if the planner is not Bayesian. I assume estimates for benefits and costs are conditionally Gaussian and centered at the true benefits and costs, which vary in location based on policy type and have residuals distributed according to an unknown flexible prior. The empirical Bayes decision rule plugs into the Bayes-risk minimizing rule estimates of posterior means derived from nonparametric maximum likelihood estimates of the prior, following [Soloff et al. \(2025\)](#). I show the empirical Bayes decision rule approximates the risk-minimizing rule well under the true prior by deriving finite-sample rates of convergence for normalized social welfare Bayes regret. I also show that the decision rule formed by plugging in sample estimates does not approximate the risk-minimizing rule well in cases where the empirical Bayes rule performs well. Finally, I demonstrate how to use my proposed methodology in an empirical illustration to policies studied by [Hendren and Sprung-Keyser \(2020\)](#).

## 1.1 Related Literature

Within the literature on how to compare the welfare impacts of policies ([Hendren and Sprung-Keyser, 2020](#); [Finkelstein and Hendren, 2020](#)), the decision problem in this paper is most related to that in [Bergstrom et al. \(2024\)](#). Like [Bergstrom et al. \(2024\)](#), this paper models a planner choosing from among a set of policies to maximize social welfare subject to a budget constraint. I depart from this literature by carefully thinking about how to set up a tractable decision problem under statistical uncertainty that can be solved with sample estimates.

This paper also builds on a broad literature in statistical decision theory, which dates back to [Wald \(1949\)](#) and more recently the seminal paper of [Manski \(2004\)](#). A relevant strand of literature is

the literature on Empirical Welfare Maximization (EWM) (Kitagawa and Tetenov, 2018; Athey and Wager, 2021; Mbakop and Tabord-Meehan, 2021; Sun, 2024), which considers how to use sample data to optimally choose an eligibility criterion for a given policy. I follow Sun (2024) and allow for the planner to violate the budget constraint to a certain extent based on the planner’s valuation of public debt. This paper differs from most of the EWM literature by studying how to optimally make many policy changes using empirical estimates, as opposed to how to optimally change a single policy using sample data.

One paper in the EWM literature that considers statistical uncertainty when making many policy changes is Chernozhukov et al. (2025). They propose a policy rule that explicitly formulates a trade-off between sample estimate level and sample estimate variance that is equivalent to maximizing a lower confidence bound on the value of the policy changes, as recently discussed in Andrews and Chen (2025). While I consider the same question of how to make changes to a set of policies based on noisy sample estimates of policy impacts on welfare, my approach is different and developed independently. In particular, I consider a planner looking to maximize expected welfare, knowing policy impacts are drawn from some unknown distribution. I show that estimation uncertainty matters because it informs Bayesian updating even though the planner has no direct preference over estimation error (i.e., the planner is risk neutral in welfare space). Moreover, the empirical Bayes approach I propose allows for shrinkage by pooling together information across all policies and provably attains a risk bound in many policy settings, while their results attain a risk bound as estimation error goes to zero.

The solution to the decision problem I set up produces an implicit ranking of policies under statistical uncertainty. Rankings with statistical uncertainty have been studied in the econometrics literature; a frequentist approach to inference on the ranks themselves is proposed by Mogstad et al. (2024) while Andrews et al. (2024) perform inference on the highest ranked outcome. Several papers have considered a Bayesian decision-theoretic approach to ranking, including Gu and Koenker (2023) and Kline et al. (2024). In this literature usually the loss function captures losses from incorrect rankings and decisions can only be binary. In my paper I formulate a loss function that directly captures the impact of implicitly ranking policies on social welfare and I allow for decisions to vary in magnitude and direction, capturing the idea that a policymaker can do more or less of a policy to various degrees.

The literature in Bayesian statistical decision theory is deeply related to the large literature on empirical Bayes methods, which dates back to the seminal work of Robbins (1956) and has since been expanded by many researchers in various fields (Jiang and Zhang, 2009; Efron, 2012; Koenker and Mizera, 2014; Jiang, 2020; Gu and Koenker, 2023; Soloff et al., 2025; Chen, 2024, and numerous others). This paper specifically builds upon the nonparametric maximum likelihood approach, pioneered by Kiefer and Wolfowitz (1956), to multivariate empirical Bayes studied by

Soloff et al. (2025). I use those results to derive finite-sample rates of convergence of expected social welfare under the empirical Bayes decision rule to expected social welfare under the oracle optimal rule.

## 2 Social Welfare Optimization

### 2.1 Notation

Consider a social planner (or a government) that maximizes social welfare subject to a budget constraint. Social welfare is defined to be the weighted sum of individual utilities

$$W \equiv \int_i \psi_i U_i di$$

and  $R$  denotes the present discounted value of the planner's budget.

The planner is considering making changes to a finite number of policies  $j = 1, \dots, J$  that change the economic environment in a marginal way, as in Finkelstein and Hendren (2020). I can write the change in social welfare due to policy  $j$  as

$$\frac{dW}{dp_j} = \int_i \psi_i \frac{dU_i}{dp_j} di = \int_i \eta_i WTP_{i,j} di = \eta_j WTP_j,$$

where  $dp_j$  denotes a change to policy  $j$ ,  $\eta_i$  is the social marginal utility of individual  $i$ ,

$$\eta_j \equiv \frac{\int_i \eta_i WTP_{i,j} di}{\int_i WTP_{i,j} di}$$

is the average social marginal utility for individuals impacted by policy  $j$ , and  $WTP_j \equiv \int_i WTP_{i,j} di$  is the sum of the willingness to pay (WTP) of all individuals impacted by policy  $j$ . In this paper I assume that  $\eta_j$  is known ex-ante by the planner for each  $j = 1, \dots, J$ .

Let  $G_j = \frac{dR}{dp_j}$  denote the net monetary impact of policy  $j$  on the planner's budget. Note  $G_j > 0$  means the policy costs money on net, while  $G_j < 0$  means the policy brings in money on net. Policies may bring in money on net if the fiscal externality of the policy is positive enough to offset the upfront program cost (Hendren and Sprung-Keyser, 2020).

In this paper I will normalize the size of the change in each policy  $j$  to be one monetary unit of upfront program cost. This means that  $WTP_j$  is the average WTP of individuals for a one monetary unit increase in upfront spending on the policy, while  $G_j$  is the net revenue from a one monetary unit increase in upfront spending on the policy. I choose this normalization to ensure benefits and net costs of different policies are comparable.

## 2.2 Optimization Problem

The planner chooses upfront spending  $s_j$  to maximize the realized change in welfare subject to budget neutrality. Motivated by the local linear problem set up by [Bergstrom et al. \(2024\)](#), I assume the changes in welfare and budget are linear in upfront spending:

$$\max_{s \in S} \sum_{j=1}^J s_j \eta_j WTP_j \quad \text{s.t.} \quad \sum_{j=1}^J s_j G_j \leq 0.$$

The set  $S$  is a constraint set on upfront spending  $s = (s_1, \dots, s_J)$  that, among other things, restricts the allowable changes to upfront spending to be local to zero, thus allowing the linear objective and linear budget constraint I assume in this paper to be a good approximation to the possibly nonlinear true change in social welfare and budget.

The above problem can be reformulated as

$$\max_{s \in S} \inf_{\mu \geq 0} \sum_{j=1}^J s_j \eta_j WTP_j - \mu \left( \sum_{j=1}^J s_j G_j \right),$$

where  $\mu$  is the marginal gain of relaxing the budget constraint. In particular, we can think of  $\mu$  as measuring the monetary welfare increase from each unit of net spending exceeding the budget constraint. In this sense,  $\mu$  is like a marginal value of public funds (MVPF) for public debt ([Hendren and Sprung-Keyser, 2020](#)). Here  $\mu$  is unbounded from above, implying that the planner is willing to enforce the expected budget constraint at all costs, as discussed in [Sun \(2024\)](#).

However, as in [Sun \(2024\)](#), the planner may be willing to maintain some public debt for a certain amount of social welfare gain. In particular the planner values a monetary unit of additional public debt at  $\mu$  monetary units of welfare gain. I will assume that  $\mu$  is the planner's perceived MVPF of public debt and thus known by the planner when making policy decisions. Another way to interpret this is to suppose that the planner makes decisions knowing that it will eventually have close the budget constraint using some policy with a known MVPF, which we call the MVPF of public debt.

The problem the planner with a known MVPF of public debt faces can then be written as

$$\max_{s \in S} \sum_{j=1}^J s_j (\eta_j WTP_j - \mu G_j) \equiv \max_{s \in S} w_s(s). \quad (1)$$

Without uncertainty about the true benefits  $WTP_j$  and net costs  $G_j$ , an equivalent formulation of the problem is to think about the planner choosing net spending  $n_j = s_j G_j$ :

$$\max_{n \in N} \sum_{j=1}^J n_j \left( \eta_j \frac{WTP_j}{G_j} - \mu \right) \equiv \max_{n \in N} w_n(n), \quad (2)$$

for some constraint set  $N$  on net spending. While these two problems are equivalent without uncertainty, in the following section I claim that when properly taking into account statistical uncertainty of parameters, one version of the problem may be statistically ill-behaved.

### 2.3 Adding Statistical Uncertainty

In practice the true benefits  $WTP_j$  and net costs  $G_j$  are unknown parameters to the planner. I suppose the planner is Bayesian with a prior over the parameters  $\{(WTP_j, G_j)\}_{j=1}^J$ . The planner forms a posterior  $\pi$  over these parameters after observing sample estimates from empirical studies of each of the  $J$  policy changes. To make a decision, the planner maximizes the posterior expected realized change in welfare. In this sense, the planner is risk neutral in welfare space.

If we consider the problem where the decision maker chooses upfront spending, as given by (2), the problem looks like

$$\max_{s \in S} E_\pi[w_s(s)] = \max_{s \in S} \sum_{j=1}^J s_j (\eta_j E_\pi[WTP_j] - \mu E_\pi[G_j]). \quad (3)$$

If we instead consider the problem where the decision maker chooses net spending, as given by (1), the problem looks like

$$\max_{n \in N} E_\pi[w_n(n)] = \max_{n \in N} \sum_{j=1}^J n_j \left( \eta_j E_\pi \left[ \frac{WTP_j}{G_j} \right] - \mu \right). \quad (4)$$

The problem when the planner chooses net spending, given by (4), involves terms that are a posterior expectation of a ratio  $E_\pi \left[ \frac{WTP_j}{G_j} \right]$ . These terms can be statistically ill-behaved. To provide intuition for why, note that if a random variable  $X$  has positive and continuous density at 0,  $E \left[ \frac{1}{X} \right]$  is either infinite or does not exist. Crucially, many policies “pay for themselves” and thus have net costs that can be zero or negative (Hendren and Sprung-Keyser, 2020). This suggests that  $E_\pi \left[ \frac{WTP_j}{G_j} \right]$  may not be well-defined, and so the problem where the planner chooses net spending, given by (4), is likely to be statistically ill-behaved. The formulation of the problem with upfront spending, as in (3), avoids this issue. These issues demonstrate that it is important to be careful with how to set-up the planner’s problem when there is statistical uncertainty.

### 2.4 Solution Under an $L_p$ Constraint Set

I proceed with the problem given by (3). To make headway on deriving a solution to the planner’s problem, I specify particular constraint sets  $S$  on upfront spending. In particular, I will consider sets  $S$  of the form  $S = \left\{ s : \left( \sum_{j=1}^J |s_j w_j|^p \right)^{\frac{1}{p}} \leq c \right\}$  for  $p \in [1, \infty]$  and weights  $w$  and constant  $c$

both known. This  $L_p$ -norm constraint on weighted upfront spending can be interpreted as imposing an implicit cost of making changes to upfront spending, perhaps due to political hurdles. This is because the Lagrangian of the optimization problem for  $p \in [1, \infty)$  is

$$\sum_{j=1}^J s_j (\eta_j E_\pi[WTP_j] - \mu E_\pi[G_j]) + \lambda \left( c^p - \sum_{j=1}^J |s_j w_j|^p \right)$$

for  $\lambda \geq 0$ . For  $p = 1$ , cost is linear in weighted upfront spending, while for  $p > 1$ , cost is convex in weighted upfront spending, with convexity increasing in  $p$ . For  $p = \infty$ , policies are costless up to an upfront spending threshold. I allow for weights to capture the fact that some types of policies are politically more challenging to pass than others, so upfront spending may need to be weighted to be comparable across different kinds of policies.

The constraint set is also helpful because, as stated earlier, it ensures the solution is local, which is necessary for the linear objective to be a good approximation for the true, possibly nonlinear change in social welfare. [Bergstrom et al. \(2024\)](#) similarly consider a constrained linearized version of the social welfare maximization problem, citing the difficulty of obtaining estimates of policy impacts on welfare and budget if the impacts are nonlinear.

Having set up the constrained optimization problem (3), in the following proposition I derive the optimal solution for a Bayesian planner with an  $L_p$  constraint on weighted upfront spending. All proofs are collected in Appendix C.

**Proposition 1.** *Suppose  $S = \left\{ s : \left( \sum_{j=1}^J |s_j w_j|^p \right)^{\frac{1}{p}} \leq c \right\}$  for  $1 \leq p \leq \infty$ . Let  $s^*$  denote the optimum of (3).*

(i) *If  $p = \infty$ ,*

$$s_j^* = \text{sign}(\eta_j E_\pi[WTP_j] - \mu E_\pi[G_j]) \frac{c}{|w_j|}, \quad j = 1, \dots, J.$$

(ii) *If  $p = 1$ ,*

$$s_j^* = \text{sign}(\eta_j E_\pi[WTP_j] - \mu E_\pi[G_j]) \frac{c}{|w_j|}$$

*for a single policy  $j$  with the maximal value of  $\left| \frac{\eta_j E_\pi[WTP_j] - \mu E_\pi[G_j]}{w_j} \right|$ , and  $s_k^* = 0$  for  $k \neq j$ .*

(iii) *If  $p \in (1, \infty)$ ,*

$$s_j^* = \text{sign}(\eta_j E_\pi[WTP_j] - \mu E_\pi[G_j]) \left( \frac{|\eta_j E_\pi[WTP_j] - \mu E_\pi[G_j]|}{|w_j|^p} \right)^{\frac{1}{p-1}}$$

$$\times c \left( \sum_{k=1}^J \left( \frac{|\eta_k E_\pi[WTP_k] - \mu E_\pi[G_k]|}{|w_k|} \right)^{\frac{p}{p-1}} \right)^{-\frac{1}{p}}, \quad j = 1, \dots, J.$$

The implications for which policies on which to spend more or less upfront with what priority differ across the different normed constraints. With a sup-norm ( $p = \infty$ ) constraint, the planner only cares about the direction in which to make upfront spending changes, but not about the relative magnitude of upfront spending. With a 1-norm constraint planner should only change upfront spending for the single policy with the largest possible welfare impact, which provides some information on the priority of different policy changes. With a  $p$ -norm for  $p \in (1, \infty)$ , the solution conveys both the direction and priority for every considered change in policy upfront spending.

### 3 Empirical Bayes

In the previous section I assumed the planner was Bayesian and thus able to form a posterior on the parameters  $\{(WTP_j, G_j)_{j=1}^J\}$ . However, it may be the case that the planner does not know a prior for those parameters, and so is not able to form a posterior and derive the optimal decision rule as before. I propose that the planner approximate the optimal decision rule with an empirical Bayes decision rule. The empirical Bayes decision rule is obtained by first estimating a prior for  $\{(WTP_j, G_j)_{j=1}^J\}$  and then substituting estimates of posterior means in the optimal decision rule.

The intuition for why empirical Bayes produces good decision rules is that empirical Bayes estimates adjust for varying amounts of estimation error by pooling together information from other sample estimates to shrink noisy estimates, thus producing posterior mean estimates that have good aggregate performance.<sup>1</sup> I show in Section 3.2 that the empirical Bayes decision rule achieves a change in social welfare that converges to the optimal change in social welfare from the oracle optimal decision rule over a large class of data generating processes and decision problems.

Alternatively, a researcher may try to conduct a meta-analysis of policies for the purpose of helping a planner, whose prior the researcher does not know, make optimal policy choices under uncertainty. The methodology I propose in this section suggests that the researcher might want to report to the planner the empirical Bayes posterior mean estimates for policy benefits and costs, which can then be plugged in by the planner to form the empirical Bayes decision rule.

#### 3.1 Setup

The planner observes estimates  $(\widehat{WTP}_j, \widehat{G}_j)$  of benefits and costs of each policy change  $j$  from empirical studies. As is standard in the empirical Bayes literature, I model the empirical estimates

---

<sup>1</sup>See [Walters \(2024\)](#) for a review of how empirical Bayes shrinkage methods have been used in several other economic applications.



as independent across policies and conditionally Gaussian with known covariance matrices. I model the true values of benefit and cost  $(WTP_j, G_j)$  as independent random parameters.

Policy impacts may systematically differ based on type of policy; for example, [Hendren and Sprung-Keyser \(2020\)](#) find that policies targeting children have systematically higher returns than policies targeting adults. To account for this I allow the distributions from which  $(WTP_j, G_j)$  are drawn to vary in location and scale by policy type, similar to [Chen \(2024\)](#). In particular, I assume  $(WTP_j, G_j)$  depend linearly on policy type  $X_j$  and a residual term  $\tau_j \equiv (\tau_j^w, \tau_j^g)' \in \mathbb{R}^2$ . I will assume there are  $T$  different types of policies,  $X_j \in \{1, \dots, T\}$ , and that the policy type  $X_j$  of each policy is observed. The residual term is a random parameter from a common prior  $F_0$  that is unknown to the planner and normalized to have mean zero and unit variance of each component.

These assumptions can be summarized by the following model:

$$\begin{aligned} \left( \begin{array}{c} \widehat{WTP}_j \\ \widehat{G}_j \end{array} \right) \Big| \left( \begin{array}{c} WTP_j \\ G_j \end{array} \right), X_j, \Sigma_j &\stackrel{\text{ind.}}{\sim} N \left( \left( \begin{array}{c} WTP_j \\ G_j \end{array} \right), \Sigma_j \right), & j = 1, \dots, J, \\ \left( \begin{array}{c} WTP_j \\ G_j \end{array} \right) &= \left( \begin{array}{c} \alpha'_w T_j + \gamma'_w T_j \tau_j^w \\ \alpha'_g T_j + \gamma'_g T_j \tau_j^g \end{array} \right), & \left( \begin{array}{c} \tau_j^w \\ \tau_j^g \end{array} \right) \Big| X_j, \Sigma_j &\stackrel{\text{i.i.d.}}{\sim} F_0, & j = 1, \dots, J, \end{aligned} \tag{5}$$

for  $T_j$  a  $T \times 1$  random vector with  $t$ -th component equal to  $1\{X_j = t\}$ , and  $\alpha_w, \alpha_g, \gamma_w, \gamma_g$  vectors that are  $T \times 1$ . The Gaussian distribution is motivated by applying a central limit theorem to the empirical estimates. By conditioning on the covariance matrices  $\Sigma_j$ , I take  $\Sigma_j$  to be known and equal to the consistent covariance matrix estimates from the empirical studies. I leave the problem of dealing with estimated variances to future work.

The unknown parameters in this model are the prior  $F_0$  and the coefficients  $\alpha_0, \gamma_0$ , for  $\alpha_0 \equiv (\alpha_w, \alpha_g)$  and  $\gamma_0 \equiv (\gamma_w, \gamma_g)$ . The goal will be to estimate these parameters. The parameter estimates together with the model (5) can be used to produce estimates of the posterior means of  $WTP_j$  and  $G_j$ , following standard empirical Bayes methods. These posterior mean estimates can be produced either by the planner who does not know  $F_0$  or by a researcher who does not know the planner's true prior  $F_0$  and will report posterior mean estimates to the planner. The planner can then substitute the posterior mean estimates for the true posterior means in the optimal decision  $s^*$  given in Proposition 1 to obtain an empirical Bayes decision rule.

To estimate the coefficients  $\alpha_0$  and  $\gamma_0$ , notice that for each policy type  $t$ ,

$$\begin{aligned} \alpha_{w,t} &= E[WTP_j | X_j = t] = E[\widehat{WTP}_j | X_j = t], \\ \alpha_{g,t} &= E[G_j | X_j = t] = E[\widehat{G}_j | X_j = t], \\ \gamma_{w,t}^2 &= \text{Var}(WTP_j | X_j = t) = \text{Var}(\widehat{WTP}_j | X_j = t) - E[\Sigma_j^{11} | X_j = t], \end{aligned}$$

$$\gamma_{g,t}^2 = \text{Var}(G_j|X_j = t) = \text{Var}(\widehat{G}_j|X_j = t) - E[\Sigma_j^{22}|X_j = t],$$

where  $\Sigma_j^{ij}$  denotes the element of  $\Sigma_j$  in the  $i$ th row and  $j$ th column. Thus estimates  $\widehat{\alpha} = (\widehat{\alpha}_w, \widehat{\alpha}_g)$  can be produced by finding the averages of  $\widehat{WTP}_j$  and  $\widehat{G}_j$  among policies  $j$  with each policy type  $X_j = t$ . Estimates  $\widehat{\gamma} = (\widehat{\gamma}_w, \widehat{\gamma}_g)$  can be produced by subtracting the averages of the diagonals of  $\Sigma_j$  from the sample variances of  $\widehat{WTP}_j$  and  $\widehat{G}_j$  among policies  $j$  with each policy type  $X_j = t$ .

To estimate the unknown prior  $F_0$  and obtain posterior mean estimates, I will first transform the model. Denote

$$Z_j^w \equiv \frac{\widehat{WTP}_j - \alpha'_w T_j}{\gamma'_w T_j}, \quad Z_j^g \equiv \frac{\widehat{G}_j - \alpha'_g T_j}{\gamma'_g T_j}, \quad Z_j \equiv \begin{pmatrix} Z_j^w \\ Z_j^g \end{pmatrix},$$

$$\Omega_j \equiv \begin{pmatrix} \Sigma_j^{11}/(\gamma'_w T_j)^2 & \Sigma_j^{12}/(\gamma'_w T_j)(\gamma'_g T_j) \\ \Sigma_j^{21}/(\gamma'_w T_j)(\gamma'_g T_j) & \Sigma_j^{22}/(\gamma'_g T_j)^2 \end{pmatrix}.$$

Then because of the normalization on  $F_0$ , the model of (5) is equivalent to:

$$Z_j|\tau_j, X_j, \Sigma_j \stackrel{\text{ind.}}{\sim} N(\tau_j, \Omega_j), \quad \tau_j|X_j, \Sigma_j \stackrel{\text{i.i.d.}}{\sim} F_0, \quad j = 1, \dots, J. \quad (6)$$

This model is nested in the standard nonparametric multivariate empirical Bayes model studied by [Soloff et al. \(2025\)](#). I propose using the nonparametric maximum likelihood estimation (NPMLE) method proposed in [Soloff et al. \(2025\)](#) to obtain an estimator of the prior  $\widehat{F}_J$ .

The NPMLE  $\widehat{F}_J$  maximizes the log-likelihood of  $\widehat{Z}_j$ , for

$$\widehat{Z}_j^w \equiv \frac{\widehat{WTP}_j - \widehat{\alpha}'_w T_j}{\widehat{\gamma}'_w T_j}, \quad \widehat{Z}_j^g \equiv \frac{\widehat{G}_j - \widehat{\alpha}'_g T_j}{\widehat{\gamma}'_g T_j}, \quad \widehat{Z}_j \equiv \begin{pmatrix} \widehat{Z}_j^w \\ \widehat{Z}_j^g \end{pmatrix},$$

$$\widehat{\Omega}_j \equiv \begin{pmatrix} \Sigma_j^{11}/(\widehat{\gamma}'_w T_j)^2 & \Sigma_j^{12}/(\widehat{\gamma}'_w T_j)(\widehat{\gamma}'_g T_j) \\ \Sigma_j^{21}/(\widehat{\gamma}'_w T_j)(\widehat{\gamma}'_g T_j) & \Sigma_j^{22}/(\widehat{\gamma}'_g T_j)^2 \end{pmatrix},$$

$$\widehat{Z}_j|\tau_j, X_j, \widehat{\Omega}_j \stackrel{\text{ind.}}{\sim} N(\tau_j, \widehat{\Omega}_j), \quad \tau_j|X_j, \widehat{\Omega}_j \stackrel{\text{i.i.d.}}{\sim} F_0.$$

Bayes' rule gives us an estimate for the posterior distribution using the estimated prior  $\widehat{F}_J$  and the likelihood specified in (6). From the estimated posterior we can produce empirical Bayes estimates of posterior means. Equivalently, posterior mean estimates can be obtained from Tweedie's formula given  $\widehat{F}_J$ ,  $\widehat{\alpha}$ , and  $\widehat{\gamma}$ . Denote the oracle posterior means by  $WTP_j^*$  and  $G_j^*$ , where

$$WTP_j^* \equiv E_{F_0, \alpha_0, \gamma_0} \left[ WTP_j \middle| \widehat{WTP}, \widehat{G}_j, X_j, \Sigma_j \right] = \alpha'_w T_j + \gamma'_w T_j E_{F_0, \alpha_0, \gamma_0} \left[ \tau_j^w \middle| \widehat{WTP}, \widehat{G}_j, X_j, \Sigma_j \right],$$

$$G_j^* \equiv E_{F_0, \alpha_0, \gamma_0} \left[ G_j \middle| \widehat{WTP}, \widehat{G}_j, X_j, \Sigma_j \right] = \alpha'_g T_j + \gamma'_g T_j E_{F_0, \alpha_0, \gamma_0} \left[ \tau_j^g \middle| \widehat{WTP}, \widehat{G}_j, X_j, \Sigma_j \right],$$

and the expectation with respect to  $F_0, \alpha_0$ , and  $\gamma_0$  emphasizes that these are the posterior means under the true unknown prior  $F_0$  and unknown parameters  $\alpha_0, \gamma_0$ . Denote the empirical Bayes posterior mean estimates by  $\widehat{WTP}_j^*$  and  $\widehat{G}_j^*$ , where

$$\begin{aligned}\widehat{WTP}_j^* &\equiv E_{\widehat{F}_J, \widehat{\alpha}, \widehat{\gamma}} \left[ WTP_j \mid \widehat{WTP}, \widehat{G}_j, X_j, \Sigma_j \right] = \widehat{\alpha}'_w T_j + \widehat{\gamma}'_w T_j E_{\widehat{F}_J, \widehat{\alpha}, \widehat{\gamma}} \left[ \tau_j^w \mid \widehat{WTP}, \widehat{G}_j, X_j, \Sigma_j \right], \\ \widehat{G}_j^* &\equiv E_{\widehat{F}_J, \widehat{\alpha}, \widehat{\gamma}} \left[ G_j \mid \widehat{WTP}, \widehat{G}_j, X_j, \Sigma_j \right] = \widehat{\alpha}'_g T_j + \widehat{\gamma}'_g T_j E_{\widehat{F}_J, \widehat{\alpha}, \widehat{\gamma}} \left[ \tau_j^g \mid \widehat{WTP}, \widehat{G}_j, X_j, \Sigma_j \right],\end{aligned}$$

where the expectation with respect to  $\widehat{F}_J, \widehat{\alpha}$ , and  $\widehat{\gamma}$  emphasizes that these are posterior means under the estimated prior  $\widehat{F}_J$  and estimated parameters  $\widehat{\alpha}, \widehat{\gamma}$ . [Soloff et al. \(2025\)](#) provide a Python package `npeb` to implement the NPMLE empirical Bayes procedure and obtain posterior mean estimates for  $\tau_j$ .

The empirical Bayes decision rule  $s^{EB}$  substitutes  $\widehat{WTP}_j^*$  and  $\widehat{G}_j^*$  for the corresponding true posterior means in  $s^*$ . From [Proposition 1](#) the empirical Bayes decision rule looks like:

- If  $p = \infty$ ,

$$s_j^{EB} = \text{sign} \left( \eta_j \widehat{WTP}_j^* - \mu \widehat{G}_j^* \right) \frac{c}{|w_j|}, \quad j = 1, \dots, J.$$

- If  $p = 1$ ,

$$s_j^{EB} = \text{sign} \left( \eta_j \widehat{WTP}_j^* - \mu \widehat{G}_j^* \right) \frac{c}{|w_j|}$$

for a single policy  $j$  with the maximal value of  $\left| \frac{\eta_j \widehat{WTP}_j^* - \mu \widehat{G}_j^*}{w_j} \right|$ , and  $s_k^{EB} = 0$  for  $k \neq j$ .

- If  $p \in (1, \infty)$ ,

$$\begin{aligned}s_j^{EB} &= \text{sign} \left( \eta_j \widehat{WTP}_j^* - \mu \widehat{G}_j^* \right) \left( \frac{|\eta_j \widehat{WTP}_j^* - \mu \widehat{G}_j^*|}{|w_j|^p} \right)^{\frac{1}{p-1}} \\ &\quad \times c \left( \sum_{k=1}^J \left( \frac{|\eta_k \widehat{WTP}_k^* - \mu \widehat{G}_k^*|}{|w_k|} \right)^{\frac{p}{p-1}} \right)^{-\frac{1}{p}}, \quad j = 1, \dots, J.\end{aligned}$$

### 3.2 Performance of Empirical Bayes Decision Rule

How well does the empirical Bayes decision rule perform relative to the optimal rule under the true prior  $F_0$ ? Results in existing studies, like [Soloff et al. \(2025\)](#), suggest that the posterior mean estimates  $\widehat{WTP}_j^*$  and  $\widehat{G}_j^*$  will approximate the oracle posterior means  $WTP_j^*$  and  $G_j^*$  well on average

over all policies  $j$  under the mean-squared error criterion as the number of policies  $J$  grows. However, the planner's criterion for a well-performing empirical Bayes decision rule is not mean-squared error but expected social welfare.

I will derive finite-sample bounds on social welfare Bayes regret, which is defined as the expectation under the true parameters  $F_0$ ,  $\alpha_0$ , and  $\gamma^0$  of the difference in the change in social welfare from the empirical Bayes decision rule and the oracle optimal decision rule. These bounds will be valid over a large class of data generating processes and decision problems. However, to do so, I will require suitable normalization of the welfare metric, in order for welfare to be comparable across different numbers of policies  $J$ .

I first impose the following assumption, which uniformly bounds the residual term for policy benefits and welfare. This assumption may be plausible if we believe that, for example, no single policy has an impact as large as GDP.

**Assumption 2.** *Prior  $F_0$  has zero mean and compact support  $S_0$ . In particular the support of  $\tau_j^w$  is contained in  $[\underline{s}_w, \bar{s}_w]$  and the support of  $\tau_j^g$  is contained in  $[\underline{s}_g, \bar{s}_g]$  for each  $j = 1, \dots, J$ , for finite constants  $\underline{s}_w, \bar{s}_w, \underline{s}_g, \bar{s}_g \in \mathbb{R}$ .*

I will normalize social welfare Bayes regret by the order of the largest possible welfare change for the given  $p$ -norm constraint, as given in the following lemma.

**Lemma 3.** *Suppose  $S = \left\{ s : \left( \sum_{j=1}^J |s_j w_j|^p \right)^{\frac{1}{p}} \leq c \right\}$  for  $1 \leq p \leq \infty$ . Under Assumption 2,*

- *If  $p = \infty$ ,  $w_s(s) = O(J)$ .*
- *If  $p = 1$ ,  $w_s(s) = O(1)$ .*
- *If  $p \in (1, \infty)$ ,  $w_s(s) = O(J^{\frac{p-1}{p}})$ .*

Let  $N_p$  denote the order of  $w_s(s)$  given  $p$  derived in the above lemma. In Theorem 7 ahead I derive finite-sample rates of convergence on the following normalized social welfare Bayes regret,

$$\frac{1}{N_p} E \left[ \left| w_s(s^*) - w_s(s^{EB}) \right| \right] = \frac{1}{N_p} E \left[ E_{F_0, \alpha_0, \gamma_0} \left[ \left| w_s(s^*) - w_s(s^{EB}) \right| \left( \widehat{WTP}_j, \widehat{G}_j, X_j, \Sigma_j \right)_{j=1}^{J+1} \right] \right].$$

To derive the result, I need to impose additional assumptions on the data generating process.

**Assumption 4.** *For constants  $\underline{k}$  and  $\bar{k}$ ,  $\underline{k}I_2 \preceq \Omega_j \preceq \bar{k}I_2$  for all  $j = 1, \dots, J$ . Furthermore, for each  $t = 1, \dots, T$  the scaling factors  $\gamma_{w,t}$  and  $\gamma_{g,t}$  have corresponding constants  $\underline{k}_{w,t}, \bar{k}_{w,t}, \underline{k}_{g,t}, \bar{k}_{g,t} > 0$  such that  $\underline{k}_{w,t} < \gamma_{w,t} < \bar{k}_{w,t}$  and  $\underline{k}_{g,t} < \gamma_{g,t} < \bar{k}_{g,t}$ .*

**Assumption 5.** *For each  $t = 1, \dots, T$  the estimators  $\widehat{\gamma}_{w,t}$  and  $\widehat{\gamma}_{g,t}$  respect the bounds in Assumption 4, that is,  $P(\underline{k}_{w,t} < \gamma_{w,t} < \bar{k}_{w,t}) = P(\underline{k}_{g,t} < \gamma_{g,t} < \bar{k}_{g,t}) = 1$ . Furthermore,  $\widehat{\gamma}$  is such that each  $\widehat{\gamma}_{w,t}$*

and  $\widehat{\gamma}_{g,t}$  has mean squared error bounded above by  $K/J$  for some constant  $K$  that does not depend on  $J$ .<sup>2</sup>

**Assumption 6.** Estimated prior  $\widehat{F}_J$  satisfies

$$\ell_J(F_0) - \ell_J(\widehat{F}_J) \leq K \frac{(\log J)^3}{J}$$

for some positive constant  $K$  and

$$\ell_J(J^{-1}\delta_{\widehat{Z}_j} + (1 - J^{-1})\widehat{F}_J) \leq \ell_J(\widehat{F}_J),$$

where

$$\begin{aligned} \ell_J(F) &\equiv \frac{1}{J} \sum_{j=1}^J \log \psi_{F, \widehat{\Omega}_j}(\widehat{Z}_j), \\ \psi_{F, \Sigma_j}(\widehat{Z}_j) &\equiv \int_{-\infty}^{\infty} \varphi_{\widehat{\Omega}_j}(\widehat{Z}_j - \theta) dF(\theta), \\ \varphi_{\widehat{\Omega}_j}(x) &= \frac{1}{\sqrt{\det(2\pi\widehat{\Omega}_j)}} \exp\left(-\frac{1}{2}x^T \widehat{\Omega}_j^{-1}x\right). \end{aligned}$$

Assumption 4 assumes variance parameters are uniformly bounded, Assumption 5 assumes the scale estimators respect the uniform bounds and have mean squared error of order  $1/J$ , and Assumption 6 assumes the prior estimate is an approximate maximizer of the log-likelihood of  $\widehat{Z}_j$ . These are regularity assumptions that are used in the literature, with Assumptions 4 and 5 similar to assumptions in Chen (2024) and Assumption 6 satisfied by the NPMLE estimator proposed by Soloff et al. (2025).

**Theorem 7.** Let  $K$  denote an arbitrary positive constant that does not depend on  $J$ . Suppose Assumptions 2, 4, 5, and 6 hold. Suppose  $J \geq \max\{\frac{5}{k}, 2\pi\}$ .

If  $p = \infty$ ,

$$\frac{1}{N_p} E \left[ \left| w_s(s^*) - w_s(s^{EB}) \right| \right] \leq K(\log J)^3 J^{-\frac{1}{2}} = o(1).$$

If  $p \in (1, \infty)$ ,

$$\frac{1}{N_p} E \left[ \left| w_s(s^*) - w_s(s^{EB}) \right| \right] \leq K(\log J)^3 J^{\frac{1}{p(p+1)} - \frac{1}{2}} = o(1).$$

This result shows that if costs from the  $L_p$  constraint are strictly convex, as the number of

---

<sup>2</sup>In Appendix B I provide estimators, which are feasible if the bounds on the scaling factors are known, that satisfy Assumption 5 under Assumption 4.

policies  $J$  increases to infinity, the welfare from the empirical Bayes decision rule approaches the welfare from the oracle optimal decision rule. Whether welfare converges under an  $L_1$  constraint is an interesting question and I am currently working on solving it.

### 3.3 Empirical Bayes Rule Relative to Sample Plug-In Rule

Under the likelihood model of (5), the sample estimates  $\widehat{WTP}_j$  and  $\widehat{G}_j$  are unbiased for the true benefit and cost  $WTP_j$  and  $G_j$  for each  $j$ . One might think that instead of using the empirical Bayes posterior mean estimates, plugging in the sample estimates to the optimal decision rule of Proposition 1 would perform well because of this unbiasedness. However, the classic result of James and Stein (Stein, 1956; James and Stein, 1961) suggests that this may not be the case. They show that empirical Bayes posterior mean estimates, which employ shrinkage and are in general biased for each  $j$ , have lower mean squared error than sample estimates. Like mean squared error, social welfare is an aggregate criterion across all policies  $j$ , so the intuition of the James and Stein result suggests that the empirical Bayes rule proposed above may perform better than the sample plug-in rule in terms of social welfare.

In the following proposition I show that the sample plug-in rule can perform poorly relative to the optimal decision rule when the empirical Bayes decision rule performs well. Specifically, I show that for an  $L_\infty$  constraint, the worst-case normalized regret of the sample plug-in rule relative to the oracle Bayes decision rule is constant with the number of policies  $J$  and thus does not converge to zero. In contrast to this result, Theorem 7 showed that for an  $L_\infty$  constraint, the worst-case normalized regret of the empirical Bayes decision rule converges to zero as  $J$  increases to infinity.

**Proposition 8.** *Let  $\hat{s}$  denote the plug-in rule, where we plug in  $\widehat{WTP}_j$  and  $\widehat{G}_j$  for the posterior means of  $WTP_j$  and  $G_j$  to the optimal decision rule given by Proposition 1. Let  $K$  denote an arbitrary positive constant that does not depend on  $J$ . Suppose Assumptions 2, 4, 5, and 6 hold.*

*Then for  $p = \infty$ , there exists an  $L_\infty$  constraint with weights  $w_j$  such that*

$$\sup_{F_0, \alpha_0, \gamma_0} \frac{1}{N_p} E [ |w_s(s^*) - w_s(\hat{s})| ] \geq K = O(1).$$

## 4 Empirical Illustration

In this section I illustrate how to apply the empirical Bayes method proposed in the previous section to estimate optimal decision rules for making many policy changes at once. I apply the method to a sample of benefit and cost estimates for 68 different policies compiled by Hendren and Sprung-Keyser (2020). Among these 68 policies, 48 of them are education policies and 20 are non-education policies, which includes social insurance, tax, and in-kind transfer policies. Among the education policies

there are 8 job training policies, 4 child education policies, 17 policies targeting adults who went to college, and 19 policies targeting children attending college. I take all non-education policies to be one policy type because I cannot split them further without making the number of policies of each type too small for a good asymptotic approximation. Thus in the illustration I take the number of policy types to be  $T = 5$ : non-education, job training, child education, college adult, and college child.

For simplicity I set  $\eta_j = 1$  for all  $j$ . I impose an  $L_2$  constraint, setting  $p = 2$ , taking  $c = 100$ , and letting  $w_j = 1$  for all policies  $j$ . In this illustration I set the MVPF of public debt to be  $\mu = 1.3$  because in my sample the median WTP for a policy is about 1.3 times the median net cost of a policy. Because only 95% confidence intervals on each benefit and cost are reported, I impute variances from the 95% confidence intervals assuming Gaussianity and assume for simplicity that benefit and cost estimates are independent of each other. When estimating  $\hat{\gamma}_{w,t}^2$  and  $\hat{\gamma}_{g,t}^2$  I truncate close to zero to avoid issues with negative estimates, following [Chen \(2024\)](#). Further details about the data and the illustration procedure are in [Appendix A](#).

#### 4.1 Calculation Walk-through

Before displaying results for all policies in the sample, I will walk through how to obtain the empirical Bayes decision for two different policies. The first policy is the Michigan college scholarship program Kalamazoo Promise Scholarship, which [Hendren and Sprung-Keyser \(2020\)](#) estimate to have a program cost-normalized WTP of \$2.01 with imputed variance 0.410, and a program-cost normalized net cost of \$1.04 with imputed variance 0.015. The second policy is the Moving to Opportunity Experiment (MTO), which [Hendren and Sprung-Keyser \(2020\)](#) estimate to have a program cost-normalized WTP of \$18.40 with imputed variance 294.84, and a program cost-normalized net cost of -\$2.44 with imputed variance 21.47.

I first obtain location estimates  $\hat{\alpha}$  by finding the average normalized WTP and net cost within each of the five types of policies. I then obtain scale estimates  $\hat{\gamma}$  by subtracting the average imputed variance of normalized WTP and net cost from the sample variance of the normalized WTP and net cost within each type of policy. With these estimates I can form estimates of the residual  $\hat{Z}_j$ . The Kalamazoo Promise Scholarship is a college child policy with estimated residual WTP of -\$0.43 and estimated residual net cost of \$0.36. MTO is a non-education policy with estimated residual WTP of \$6.07 and estimated residual net cost of -\$3.87.

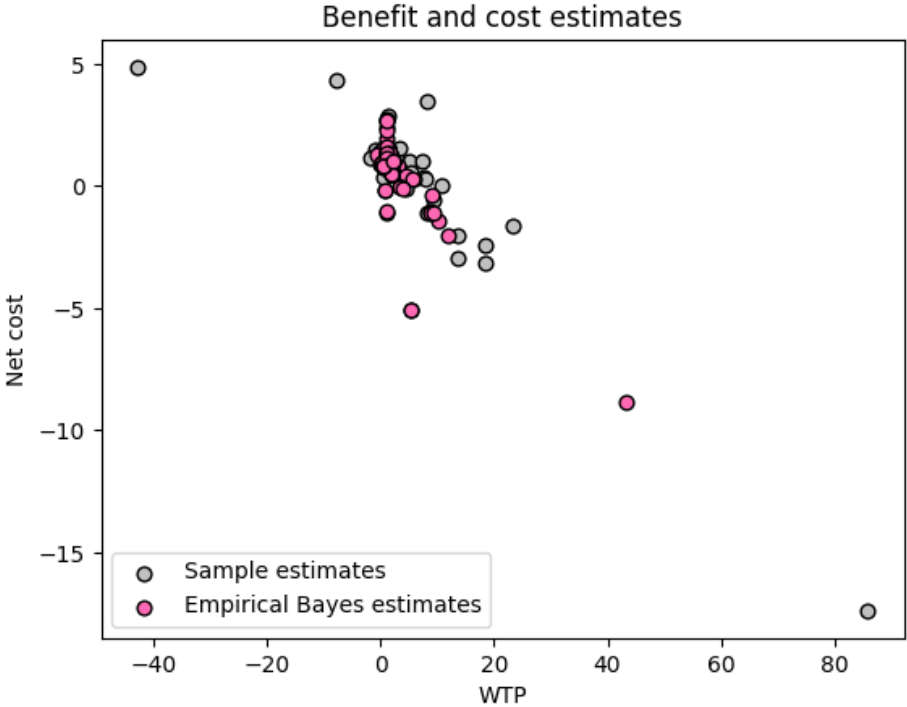
To obtain empirical Bayes estimates of benefits and costs, I implement the NPML approach of [Soloff et al. \(2025\)](#) on the entire sample with their software to estimate a prior on and posterior means for the residual WTP and net cost. I then multiply by the scale estimate and add the location estimate to obtain posterior mean estimates for normalized WTP and net cost. The Kalamazoo

Promise Scholarship has an estimated posterior mean WTP of \$2.06 and an estimated posterior mean net cost of \$1.01. MTO has an estimated posterior mean WTP of \$3.19 and an estimated posterior mean net cost of \$0.82. The Kalamazoo Promise Scholarship estimates, which were relatively precise, do not change much, while the MTO estimates, which were relatively imprecise, change quite a bit.

Finally, I plug in the empirical Bayes posterior mean estimates to the optimal decision rule formula for  $p = 2$ . For the Kalamazoo Promise Scholarship, the empirical Bayes estimate for the optimal upfront spending is \$1.19, while directly plugging in the sample estimates gives upfront spending of \$0.50. For MTO, the empirical Bayes estimate for the optimal upfront spending is \$3.38, while directly plugging in the sample estimates gives upfront spending of \$16.32. We see that the empirical Bayes estimate of optimal upfront spending for the Kalamazoo Promise Scholarship, which had relatively precise estimates, is similar to the upfront spending obtained from plugging in sample estimates to the decision rule formula. However, the empirical Bayes estimate of optimal upfront spending for MTO, which had relatively imprecise estimates, is very different in magnitude from the upfront spending obtained from plugging in sample estimates.

## 4.2 Results

Figure 1: Estimates of WTP and cost



*Notes:* Each point represents a single policy. WTP and net cost are normalized with respect to program cost and are in USD. Grey points are estimates from the sample, while pink points are empirical Bayes posterior mean estimates.

I obtain empirical Bayes estimates for benefit and cost as described above for all policies in the



sample. Figure 1 plots estimates of net cost against estimates of WTP for both the sample estimates in gray and the empirical Bayes estimates in pink. We see a general pattern of empirical Bayes shrinkage: empirical Bayes estimates are more concentrated than sample estimates because noisy sample estimates are adjusted.

Figure 2 again plots estimates of net cost against estimates of WTP for both sample estimates on the top and empirical Bayes estimates on the bottom, but points are shaped and sized according to the size and magnitude, respectively, of the upfront spending from plugging in sample estimates or empirical Bayes estimates to the optimal decision rule formula. Point color corresponds to policy type. The line is the set of benefits and costs such that the optimal upfront spending is exactly zero, that is,  $WTP_j = \mu G_j$ .

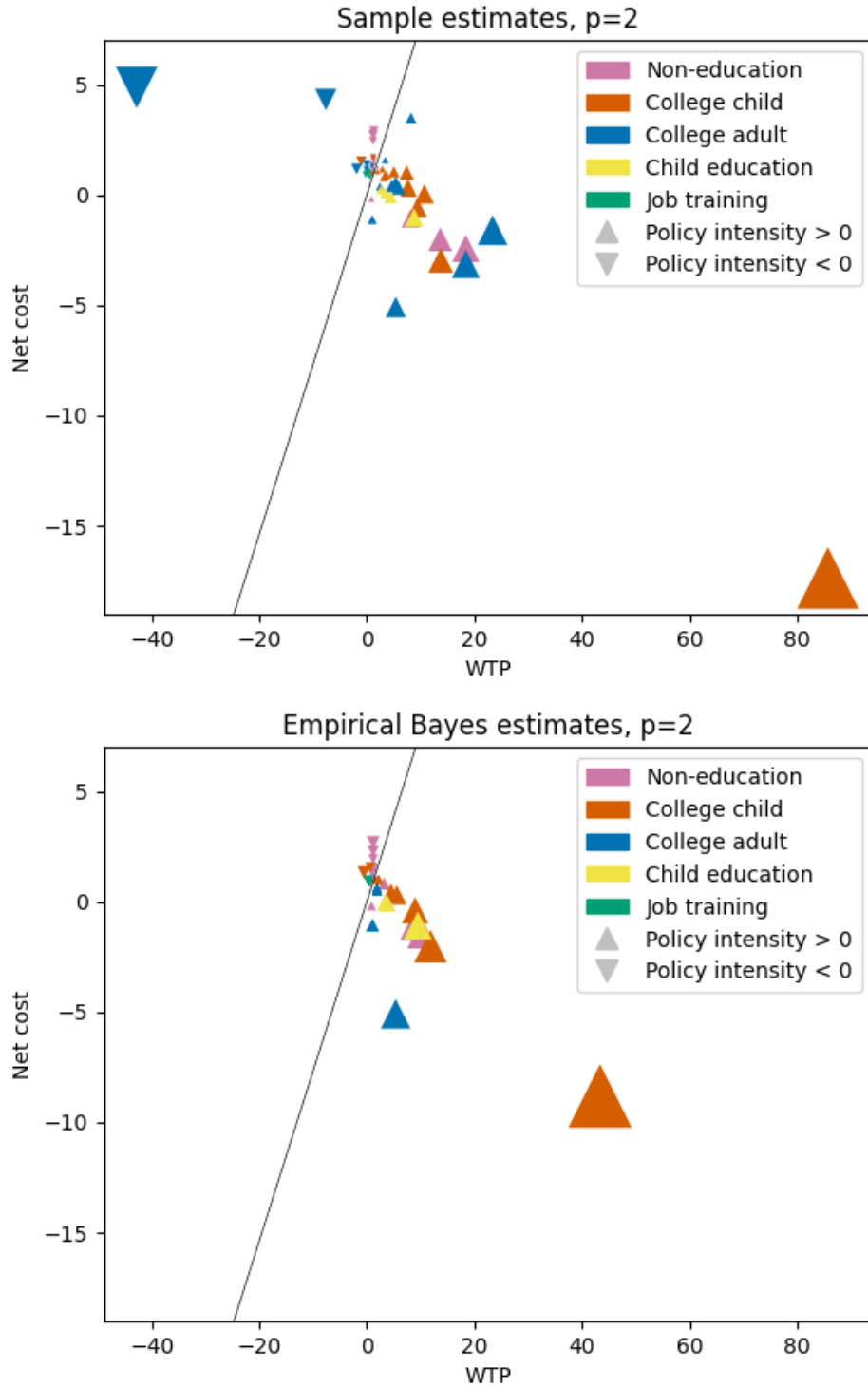
Under the  $L_2$  constraint the sample plug-in rule makes two large changes to upfront spending—one positive and one negative—and many smaller policy changes. The large negative change is to the Hope and Lifetime Learners tax credits, which have a very large and negative sample estimate for normalized WTP of  $-\$42.82$ . The large positive change is to the Pell Grants in Texas, which have a very large and positive normalized sample WTP estimate of  $\$85.74$  and a large and negative normalized sample net cost estimate of  $-\$17.38$ .

The empirical Bayes decision rule still makes the large positive change in upfront spending to the Pell Grants in Texas. This is because the posterior mean estimate for WTP is  $\$43.37$  and for net cost is  $-\$8.81$ , which are still somewhat similar to the sample estimates. However, the empirical Bayes decision rule does not have as many large negative changes in upfront spending. In particular, the empirical Bayes decision rule makes a small positive change to upfront spending on the Hope and Lifetime Learners tax credits, which has a small and positive posterior mean estimate for WTP of  $\$1.88$ .

Looking at policy type, we see that college child and child education policies are favored by both the sample and empirical Bayes decision rules. Both decision rules are close to indifferent about job training policies and vary on non-education policies. On the other hand, the sample decision rule suggests that the planner should decrease upfront spending for some college adult policies, while the empirical Bayes decision rule suggests that the planner should increase upfront spending for all college adult policies, including the Hope and Lifetime Learners tax credits.

Instead of using the somewhat arbitrary number  $\mu = 1.3$  for the MVPF of public debt, another exercise we can perform is to find the value of the MVPF of public debt that makes the implied empirical Bayes or sample decision rule budget neutral. This exercise is motivated by the Lagrangian relaxation of the planner’s budget constraint, which I now require to hold with equality. To evaluate whether budget neutrality holds, I use the (normalized) sample estimate for net cost with the sample decision rule and the posterior mean estimates for net cost with the empirical Bayes decision rule. In this sense, the budget-neutral sample decision rule satisfies sample budget neutrality, while the

Figure 2: Estimates of WTP and cost, by policy type and size and magnitude of decision rule



*Notes:* Each point represents a single policy. WTP and net cost are normalized with respect to program cost and are in USD. Point shape is determined by sign of upfront spending, point color is determined by policy type, and point size is determined by absolute magnitude of upfront spending, where upfront spending is the decision rule for each policy obtained by plugging in the estimates for  $p = 2$ . The black line denotes the set of WTP and net costs for which upfront spending is exactly equal to zero. I calculate the optimal decision rule formula for  $\eta_j = 1$  for all  $j$ ,  $w_j = 1$  for all  $j$ ,  $c = 100$ ,  $p = 2$ , and  $\mu = 1.3$ .

budget-neutral empirical Bayes decision rule satisfies estimated posterior average budget neutrality. I find that we need an MVPF of public debt of  $-2.20$  to make the empirical Bayes decision rule budget neutral, and we need an MVPF of public debt of  $-3.76$  to make the sample decision rule budget neutral.

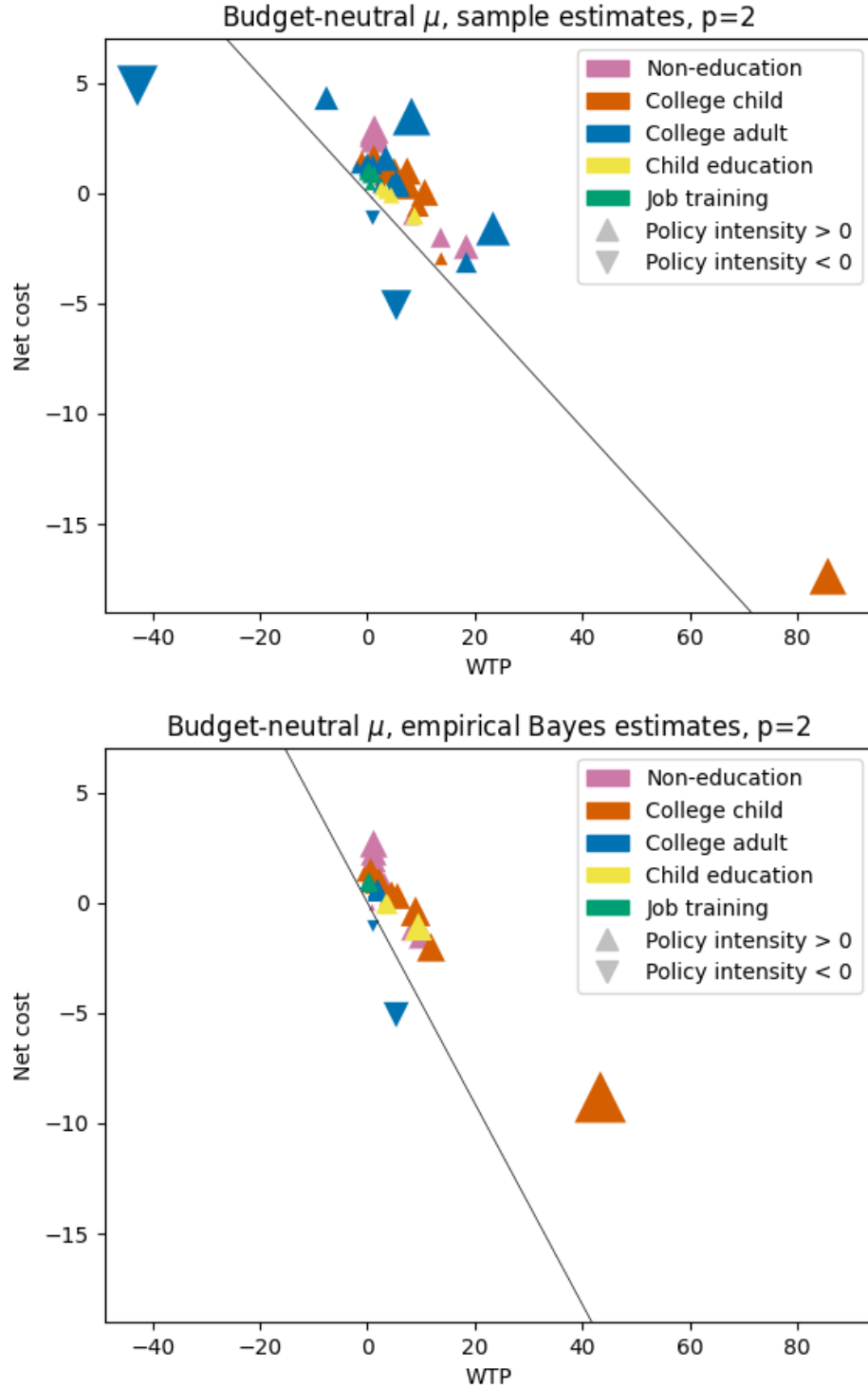
In Figure 3 I replicate Figure 2 for the budget-neutral decision rules. Because the value of holding public debt  $\mu$  is lower, there is less upfront saving and more upfront spending in the decision rules of Figure 3 compared to those of Figure 2. While previously both decision rules reduced upfront spending on several non-education and job training policies in addition to some college adult policies, with a budget-neutral  $\mu$  there is hardly any reduction of upfront spending on any of the considered policies other than several college adult policies, in both the sample and empirical Bayes decision rules.

## 5 Conclusion

In this paper I consider how to make optimal policy changes when there is statistical uncertainty about policy impacts. I set up a statistically well-behaved decision problem where the planner makes changes to upfront spending on a set of policies to maximize social welfare with a marginal value of public debt, subject to a cost constraint. Under the assumption that the planner is Bayesian with a prior on the benefit and net cost of the considered policies, I derive the Bayes risk-minimizing decision rule.

If the planner does not know a prior or if a researcher is conducting a meta-analysis of policies for a planner whose prior the researcher does not know, I propose using NPMLE to estimate a prior and derive an empirical Bayes decision rule from posterior mean estimates. I show that the empirical Bayes decision rule, which is feasible without knowing a prior, approximates the oracle decision rule well under the true prior by deriving finite-sample regret bounds. Under cases in which the regret of the empirical Bayes decision rule converges, I show the regret of a sample plug-in rule does not converge. Finally, I illustrate how to implement the empirical Bayes method in a set of policies studied by [Hendren and Sprung-Keyser \(2020\)](#).

Figure 3: Estimates by policy type and size and magnitude of budget-neutral decision rule



Notes: Each point represents a single policy. WTP and net cost are normalized with respect to program cost and are in USD. Point shape is determined by sign of upfront spending, point color is determined by policy type, and point size is determined by absolute magnitude of upfront spending, where upfront spending is the decision rule for each policy obtained by plugging in the estimates for  $p = 2$ . The black line denotes the set of WTP and net costs for which the decision rule is budget neutral, that is, upfront spending times estimate for normalized net cost sums to zero. I calculate the optimal decision rule formula for  $\eta_j = 1$  for all  $j$ ,  $w_j = 1$  for all  $j$ ,  $c = 100$ , and  $p = 2$ . I take  $\mu$  to be the value such that the decision rule is budget neutral, that is, the decision times the sample net cost sums to zero. For the sample estimates  $\mu = -3.76$  and for the empirical Bayes estimates  $\mu = -2.20$ .

## References

- Andrews, I. and J. Chen (2025). Certified decisions. *arXiv preprint arXiv:2502.17830*.
- Andrews, I., T. Kitagawa, and A. McCloskey (2024). Inference on winners. *The Quarterly Journal of Economics* 139(1), 305–358.
- Athey, S. and S. Wager (2021). Policy learning with observational data. *Econometrica* 89(1), 133–161.
- Bergstrom, K., W. Dodds, and J. Rios (2024). Optimal policy reforms.
- Chen, J. (2024). Empirical Bayes when estimation precision predicts parameters. *arXiv preprint arXiv:2212.14444*.
- Chernozhukov, V., S. Lee, A. M. Rosen, and L. Sun (2025). Policy learning with confidence. *arXiv preprint arXiv:2502.10653*.
- Efron, B. (2012). *Large-scale inference: empirical Bayes methods for estimation, testing, and prediction*, Volume 1. Cambridge University Press.
- Finkelstein, A. and N. Hendren (2020). Welfare analysis meets causal inference. *Journal of Economic Perspectives* 34(4), 146–167.
- Gu, J. and R. Koenker (2023). Invidious comparisons: Ranking and selection as compound decisions. *Econometrica* 91(1), 1–41.
- Hendren, N. and B. Sprung-Keyser (2020). A unified welfare analysis of government policies. *The Quarterly Journal of Economics* 135(3), 1209–1318.
- James, W. and C. Stein (1961). Estimation with quadratic loss. In *Proceedings of the Fourth Berkeley Symposium on Mathematical Statistics and Probability, Volume 1: Contributions to the Theory of Statistics*, Volume 4, pp. 361–380. University of California Press.
- Jiang, W. (2020). On general maximum likelihood empirical Bayes estimation of heteroscedastic IID normal means. *Electronic Journal of Statistics* 14, 2272–2297.
- Jiang, W. and C.-H. Zhang (2009). General maximum likelihood empirical Bayes estimation of normal means. *The Annals of Statistics*, 1647–1684.
- Kiefer, J. and J. Wolfowitz (1956). Consistency of the maximum likelihood estimator in the presence of infinitely many incidental parameters. *The Annals of Mathematical Statistics*, 887–906.
- Kitagawa, T. and A. Tetenov (2018). Who should be treated? Empirical welfare maximization methods for treatment choice. *Econometrica* 86(2), 591–616.
- Kline, P., E. K. Rose, and C. R. Walters (2024, August). A discrimination report card. *American Economic Review* 114(8), 2472–2525.
- Koenker, R. and I. Mizera (2014). Convex optimization, shape constraints, compound decisions, and empirical Bayes rules. *Journal of the American Statistical Association* 109(506), 674–685.
- Manski, C. F. (2004). Statistical treatment rules for heterogeneous populations. *Econometrica* 72(4), 1221–1246.

- Mbakop, E. and M. Tabord-Meehan (2021). Model selection for treatment choice: Penalized welfare maximization. *Econometrica* 89(2), 825–848.
- Mogstad, M., J. P. Romano, A. M. Shaikh, and D. Wilhelm (2024). Inference for ranks with applications to mobility across neighbourhoods and academic achievement across countries. *Review of Economic Studies* 91(1), 476–518.
- Robbins, H. (1956). An empirical Bayes approach to statistics. In *Proceedings of the Third Berkeley Symposium on Mathematical Statistics and Probability*, Volume 1, pp. 157–163.
- Soloff, J. A., A. Guntuboyina, and B. Sen (2025). Multivariate, heteroscedastic empirical Bayes via nonparametric maximum likelihood. *Journal of the Royal Statistical Society Series B: Statistical Methodology* 87(1), 1–32.
- Stein, C. (1956). Inadmissibility of the usual estimator for the mean of a multivariate normal distribution. In *Proceedings of the Third Berkeley symposium on mathematical statistics and probability*, Volume 1, pp. 197–206.
- Sun, L. (2024). Empirical welfare maximization with constraints. *arXiv preprint arXiv:2103.15298* 2.
- Wald, A. (1949). Statistical decision functions. *The Annals of Mathematical Statistics*, 165–205.
- Walters, C. (2024). Empirical Bayes methods in labor economics. In *Handbook of Labor Economics*, Volume 5, pp. 183–260. Elsevier.

## A Appendix: Data Details

I obtain data from the Policy Impacts Library, available at <https://policyimpacts.org/policy-impacts-library/>, which collects estimates of WTP and net cost of many policies from different empirical studies. I supplement this data with data on upfront program costs and policy classifications from [Hendren and Sprung-Keyser \(2020\)](#). I restrict to the set of policies with reported confidence intervals for both WTP and net cost and reported program costs. This results in 68 policies, 48 of which are education policies, 17 of which are social insurance policies, two of which are tax policies, and one of which is an in-kind transfer policy. Among the 48 education policies, 8 are job training policies, 4 are child education policies, 17 are college adult policies, and 19 are college child policies.

I assume 95% confidence intervals  $[LB, UB]$  are constructed by subtracting and adding, respectively,  $z_{0.975}\sigma_j$  to the estimate, for  $z_\alpha$  the  $\alpha$  percentile of  $N(0, 1)$  and  $\sigma_j^2$  the variance of the estimate. Since not all of the confidence intervals are centered at the estimate, I construct the variance of the sample estimate as  $\sigma_j^2 = \left(\frac{UB-LB}{2z_{0.975}}\right)^2$ . Because the data only provide confidence intervals on each WTP and net cost estimate, I have no information about the joint distribution of WTP and net cost. In the illustration I assume  $WTP_j$  and  $G_j$  are independent for each  $j$ , so  $\Sigma_j$  is a diagonal matrix for each  $j$ .

I estimate the square of the scale parameters  $\hat{\gamma}$  by taking a difference between a sample variance  $\widehat{Var}$  and a sample mean. For example,  $\hat{\gamma}_{w,t}^2 = \widehat{Var}(\widehat{WTP}_j|X_j = t) - \widehat{E}[\Sigma_j^{11}|X_j = t]$ , where  $\widehat{Var}$  denotes the sample variance and  $\widehat{E}$  denotes the sample mean. However it is possible that this difference is negative due to sampling error, even though the population value of  $\gamma_{w,t}^2$  is positive. To solve this issue, I truncate estimators  $\hat{\gamma}_{w,t}^2$  and  $\hat{\gamma}_{g,t}^2$  from below at  $1 \times 10^{-5}$  for all  $t$ .

I assume  $\eta_j = 1$  for all  $j$  and  $\mu = 1.3$  because in my sample the median WTP for a policy is 1.3 times the median cost for a policy in the sample. In the illustration I produce decision rules for an  $L_2$  constraint, setting  $c = 100$  and  $w_j = 1$  for all  $j$ .

## B Appendix: Scale Estimator

In this appendix I propose an estimator for  $\hat{\gamma}$  that satisfies Assumption 5 under Assumption 4. This estimator is feasible if we know the constants that uniformly bound the scale variances. I leave the problem of finding a different estimator with mean squared error of order  $1/J$  that uses data-driven truncation to future work.

The estimator I propose for each  $\gamma_{w,t}$ ,  $t = 1, \dots, T$ , is

$$\hat{\gamma}_{w,t} = \min \left\{ \max \left\{ \widehat{Var}(\widehat{WTP}_j|X_j = t) - E_J[\Sigma_j|X_j = t], \underline{k}_{w,t} \right\}, \bar{k}_{w,t} \right\}$$

and for each  $\gamma_{g,t}, t = 1, \dots, T$ , is

$$\hat{\gamma}_{g,t} = \min \left\{ \max \left\{ \widehat{Var}(\widehat{G}_j | X_j = t) - E_J[\Sigma_j | X_j = t], \underline{k}_{g,t} \right\}, \bar{k}_{g,t} \right\},$$

where here I use  $\widehat{Var}$  to denote any sample variance estimator that has mean squared error of order  $1/J$  (for example, Bessel's corrected sample variance) and  $E_J$  indicates a sample mean, which has mean squared error of order  $1/J$  as well. These estimators satisfy the requirement of Assumption 5 that the estimators respect the uniform bounds on the true scale of Assumption 4.

To show that each  $\hat{\gamma}_{w,t}$  has mean squared error of order  $1/J$  fixing  $T$ , note that because  $\underline{k}_{w,t} < \gamma_{w,t} < \bar{k}_{w,t}$ ,

$$\begin{aligned} & \left| \min \left\{ \max \left\{ \widehat{Var}(\widehat{WTP}_j | X_j = t) - E_J[\Sigma_j | X_j = t], \underline{k}_{w,t} \right\}, \bar{k}_{w,t} \right\} - \gamma_{w,t} \right| \\ & \leq \left| \max \left\{ \widehat{Var}(\widehat{WTP}_j | X_j = t) - E_J[\Sigma_j | X_j = t], \underline{k}_{w,t} \right\} - \gamma_{w,t} \right| \\ & \leq \left| \widehat{Var}(\widehat{WTP}_j | X_j = t) - E_J[\Sigma_j | X_j = t] - \gamma_{w,t} \right| \end{aligned}$$

and thus

$$\begin{aligned} E \left[ (\hat{\gamma}_{w,t} - \gamma_{w,t})^2 \right] & \leq E \left[ \left( \widehat{Var}(\widehat{WTP}_j | X_j = t) - E_J[\Sigma_j | X_j = t] - \gamma_{w,t} \right)^2 \right] \\ & \leq KE \left[ \left( \widehat{Var}(\widehat{WTP}_j | X_j = t) - \widehat{Var}(\widehat{WTP}_j | X_j = t) \right)^2 \right] \\ & \quad - KE \left[ (E_J[\Sigma_j | X_j = t] - E[\Sigma_j | X_j = t])^2 \right] \\ & \leq \frac{K}{J}. \end{aligned}$$

An analogous argument holds for each  $\hat{\gamma}_{g,t}$ .

## C Appendix: Proofs

Throughout the appendix  $K$  denotes an arbitrary positive constant that does not depend on  $J$  and may be different every time it is used.

### Proof of Proposition 1

*Proof.* To simplify notation, let  $\beta_j \equiv \eta_j E_\pi[WTP_j] - \mu E_\pi[G_j]$ .

Suppose  $p = \infty$ . Then the constraints are  $|s_j w_j| \leq c$  for each  $j = 1, \dots, J$ . By standard linear programming results a solution  $s^*$  sets  $s_j^* = \frac{c}{|w_j|}$  if  $\beta_j > 0$ ,  $s_j^* = 0$  if  $\beta_j = 0$ , and  $s_j^* = -c$  otherwise. Note that if  $\beta_j = 0$  then any value for  $s_j^* \in [-c, c]$  is a valid solution.

Suppose  $p = 1$ . Then the constraint is  $\sum_{j=1}^J |s_j w_j| \leq c$ . Again by standard linear programming



results a solution  $s^*$  takes a single index  $j$  for which  $\left|\frac{\beta_j}{w_j}\right|$  is largest and sets  $s_j^* = \frac{c}{|w_j|}$  if  $\beta_j \geq 0$ ,  $s_j^* = 0$  if  $\beta_j = 0$ , and  $s_j^* = -\frac{c}{|w_j|}$  otherwise. For all other indices  $k \neq j$ ,  $s_k^* = 0$ .

Now suppose  $1 < p < \infty$ . Because the objective is linear and  $S$  is a closed, bounded, and convex set the optimum  $s^*$  will lie on the boundary of  $S$ . Thus  $\sum_{j=1}^J |s_j|^p |w_j|^p = c^p$ . So the problem can be solved with the Lagrangian

$$\mathcal{L}(s, \lambda) = \sum_{j=1}^J s_j \beta_j - \lambda \left( \sum_{j=1}^J |s_j|^p |w_j|^p - c^p \right)$$

The FOC with respect to each  $s_j$  is

$$0 = \beta_j - \lambda p |s_j^*|^{p-1} |w_j|^p \text{sign}(s_j^*),$$

where here we let  $\text{sign}(x)$  be 1 if  $x > 0$ , 0 if  $x = 0$ , and  $-1$  if  $x < 0$ . Note that the Lagrange multiplier is positive:  $\lambda \geq 0$ . Then

$$\text{sign}(s_j^*) = \frac{\beta_j}{\underbrace{\lambda p |s_j^*|^{p-1} |w_j|^p}_{\geq 0}} = \text{sign}(\beta_j).$$

Note  $\beta_j = 0$  implies  $s_j^* = 0$ . For the rest of the proof I assume  $\beta_j \neq 0$  to derive the nonzero solutions.

Next I solve for  $\lambda$  by using that the constraint binds at optimum:

$$\begin{aligned} |s_j^*|^{p-1} &= \frac{\beta_j}{\lambda p \text{sign}(s_j^*) |w_j|^p} \\ \Rightarrow |s_j^*|^p &= \left( \frac{|\beta_j|}{\lambda p |w_j|^p} \right)^{\frac{p}{p-1}} \\ \Rightarrow c^p &= \sum_{j=1}^J \left( \frac{|\beta_j|}{\lambda p |w_j|^p} \right)^{\frac{p}{p-1}} \\ \Rightarrow \lambda^{\frac{p}{p-1}} &= \frac{1}{c^p} \sum_{j=1}^J \left( \frac{|\beta_j|}{p |w_j|^p} \right)^{\frac{p}{p-1}} \\ \Rightarrow \frac{1}{\lambda^{\frac{1}{p-1}}} &= c p^{\frac{1}{p-1}} \left( \sum_{j=1}^J \left| \frac{\beta_j}{w_j} \right|^{\frac{p}{p-1}} \right)^{-\frac{1}{p}}. \end{aligned}$$

Finally I substitute in and simplify:

$$s_j^* = \text{sign}(\beta_j) \left( \frac{\beta_j}{\lambda p \text{sign}(s_j^*) |w_j|^p} \right)^{\frac{1}{p-1}}$$

$$\begin{aligned}
&= \text{sign}(\beta_j) \frac{1}{\lambda^{\frac{1}{p-1}}} \left( \frac{|\beta_j|}{p|w_j|^p} \right)^{\frac{1}{p-1}} \\
&= \text{sign}(\beta_j) c p^{\frac{1}{p-1}} \left( \sum_{j=1}^J \left| \frac{\beta_j}{w_j} \right|^{\frac{p}{p-1}} \right)^{-\frac{1}{p}} \left( \frac{|\beta_j|}{p|w_j|^p} \right)^{\frac{1}{p-1}} \\
&= \text{sign}(\beta_j) c \left| \frac{\beta_j}{w_j^p} \right|^{\frac{1}{p-1}} \left( \sum_{j=1}^J |\beta_j|^{\frac{p}{p-1}} \right)^{-\frac{1}{p}}.
\end{aligned}$$

□

### Proof of Lemma 3

I first state a corollary of Proposition 1 that will be useful for the lemma.

**Corollary C.1.** *Suppose  $S = \left\{ s : \left( \sum_{j=1}^J |s_j w_j|^p \right)^{\frac{1}{p}} \leq c \right\}$  for  $1 \leq p \leq \infty$ . Let  $s^*$  denote the optimum of (3) given in Proposition 1.*

(i) If  $p = \infty$ ,

$$E_\pi[w_s(s^*)] = c \sum_{j=1}^J \left| \frac{\eta_j E_\pi[WTP_j] - \mu E_\pi[G_j]}{w_j} \right|.$$

(ii) If  $p = 1$ ,

$$E_\pi[w_s(s^*)] = c \left| \frac{\eta_j E_\pi[WTP_j] - \mu E_\pi[G_j]}{w_j} \right|$$

for a single policy  $j$  with the maximal value of  $\left| \frac{\eta_j E_\pi[WTP_j] - \mu E_\pi[G_j]}{w_j} \right|$ .

(iii) If  $p \in (1, \infty)$ ,

$$E_\pi[w_s(s^*)] = c \left( \sum_{j=1}^J \left| \frac{\eta_j E_\pi[WTP_j] - \mu E_\pi[G_j]}{w_j} \right|^{\frac{p}{p-1}} \right)^{\frac{p-1}{p}}.$$

I now prove Lemma 3.

*Proof.* As in Corollary C.1, if  $p = \infty$ ,

$$\begin{aligned}
\sup_{s, \{(WTP_j, G_j)\}_{j=1}^J} w_s(s) &= \sup_{\{(WTP_j, G_j)\}_{j=1}^J} c \sum_{j=1}^J \left| \frac{\eta_j WTP_j - \mu G_j}{w_j} \right| \\
&\leq KJ \quad \text{by Assumption 2.}
\end{aligned}$$

If  $p = 1$ ,

$$\begin{aligned} \sup_{s, \{(WTP_j, G_j)\}_{j=1}^J} w_s(s) &= \sup_{\{(WTP_j, G_j)\}_{j=1}^J} c \max_j \left| \frac{\eta_j WTP_j - \mu G_j}{w_j} \right| \\ &\leq K \quad \text{by Assumption 2.} \end{aligned}$$

And if  $p \in (1, \infty)$ ,

$$\begin{aligned} \sup_{s, \{(WTP_j, G_j)\}_{j=1}^J} w_s(s) &= \sup_{\{(WTP_j, G_j)\}_{j=1}^J} c \left( \sum_{j=1}^J \left| \frac{\eta_j WTP_j - \mu G_j}{w_j} \right|^{\frac{p}{p-1}} \right)^{\frac{p-1}{p}} \\ &\leq K J^{\frac{p-1}{p}} \quad \text{by Assumption 2.} \end{aligned}$$

□

## Proof of Theorem 7

For notational simplicity let  $\beta_j^* \equiv \eta_j WTP_j^* - \mu G_j^*$  and let  $\widehat{\beta}_j^* \equiv \eta_j \widehat{WTP}_j^* - \mu \widehat{G}_j^*$ . I collect them into a vector as  $\beta^* \equiv (\beta_1^*, \dots, \beta_J^*)'$  and  $\widehat{\beta}^* \equiv (\widehat{\beta}_1^*, \dots, \widehat{\beta}_J^*)'$ . Furthermore I will denote  $w \equiv (w_1, \dots, w_J)'$ .

In order to prove Theorem 7, I must first state and prove several other results.

**Lemma C.2.** *Under Assumptions 2, 4, and 5, it must hold that*

$$E \left[ \sqrt{\frac{1}{J} \sum_{j=1}^J \left( \frac{\beta_j^* - \widehat{\beta}_j^*}{w_j} \right)^2} \right] \leq \frac{K}{\sqrt{J}} + K \sqrt{\frac{1}{J} E \left[ \|Z_j^* - \widehat{Z}_j^*\|_2^2 \right]}.$$

*Proof.* To show the inequality, note

$$\begin{aligned} E \left[ \sqrt{\frac{1}{J} \sum_{j=1}^J \left( \frac{\beta_j^* - \widehat{\beta}_j^*}{w_j} \right)^2} \right] &\leq \sqrt{E \left[ \frac{1}{J} \sum_{j=1}^J \left( \frac{\beta_j^* - \widehat{\beta}_j^*}{w_j} \right)^2 \right]} \quad \text{by Jensen's inequality} \\ &= \sqrt{E \left[ \frac{1}{J} \sum_{j=1}^J \left( \frac{\eta_j WTP_j^* - \mu G_j^* - (\eta_j \widehat{WTP}_j^* - \mu \widehat{G}_j^*)}{w_j} \right)^2 \right]} \\ &\leq K \sqrt{E \left[ \frac{1}{J} \sum_{j=1}^J \left( \frac{\eta_j (WTP_j^* - \widehat{WTP}_j^*)}{w_j} \right)^2 + \left( \frac{\mu (G_j^* - \widehat{G}_j^*)}{w_j} \right)^2 \right]} \\ &\leq K \sqrt{E \left[ \frac{1}{J} \sum_{j=1}^J (WTP_j^* - \widehat{WTP}_j^*)^2 + (G_j^* - \widehat{G}_j^*)^2 \right]} \quad \eta_j, w_j, \mu \text{ finite} \end{aligned}$$

$$\begin{aligned}
&\leq K \left( E \left[ \frac{1}{J} \sum_{j=1}^J \left\{ \left( (\alpha^w - \hat{\alpha}^w)' T_j + \gamma'_w T_j Z_j^{w*} - \hat{\gamma}'_w T_j \hat{Z}_j^{w*} \right)^2 \right. \right. \right. \\
&\quad \left. \left. \left. + \left( (\alpha_g - \hat{\alpha}_g)' T_j + \gamma'_g T_j Z_j^{g*} - \hat{\gamma}'_g T_j \hat{Z}_j^{g*} \right)^2 \right\} \right] \right)^{1/2} \\
&\leq K \sqrt{ E \left[ \frac{1}{J} \sum_{j=1}^J \left\{ \left( (\alpha_w - \hat{\alpha}_w)' T_j \right)^2 + \left( (\alpha_g - \hat{\alpha}_g)' T_j \right)^2 \right\} \right]} \\
&\quad + K \sqrt{ E \left[ \frac{1}{J} \sum_{j=1}^J \left\{ \left( \gamma'_w T_j Z_j^{w*} - \hat{\gamma}'_w T_j \hat{Z}_j^{w*} \right)^2 + \left( \gamma'_g T_j Z_j^{g*} - \hat{\gamma}'_g T_j \hat{Z}_j^{g*} \right)^2 \right\} \right] }.
\end{aligned}$$

We can bound the first term as

$$K \sqrt{ E \left[ \frac{1}{J} \sum_{j=1}^J \left\{ \left( (\alpha_w - \hat{\alpha}_w)' T_j \right)^2 + \left( (\alpha_g - \hat{\alpha}_g)' T_j \right)^2 \right\} \right]} \leq \frac{K}{\sqrt{J}}$$

because  $\alpha'_w T_j$  and  $\alpha'_g T_j$  are means and  $\hat{\alpha}'_w T_j$  and  $\hat{\alpha}'_g T_j$  are sample means, and the mean squared error for means is rate  $1/J$ , fixing  $T$ .

Note that we can bound

$$\begin{aligned}
&E \left[ \frac{1}{J} \sum_{j=1}^J \left\{ \left( \gamma'_w T_j Z_j^{w*} - \hat{\gamma}'_w T_j \hat{Z}_j^{w*} \right)^2 + \left( \gamma'_g T_j Z_j^{g*} - \hat{\gamma}'_g T_j \hat{Z}_j^{g*} \right)^2 \right\} \right] \\
&\leq E \left[ \frac{1}{J} \sum_{j=1}^J \left\{ \left( |\gamma'_w T_j - \hat{\gamma}'_w T_j| |Z_j^{w*}| - |Z_j^{w*} - \hat{Z}_j^{w*}| |\hat{\gamma}'_w T_j| \right)^2 \right. \right. \\
&\quad \left. \left. + \left( |\gamma'_g T_j - \hat{\gamma}'_g T_j| |Z_j^{g*}| - |Z_j^{g*} - \hat{Z}_j^{g*}| |\hat{\gamma}'_g T_j| \right)^2 \right\} \right] \\
&\leq KE \left[ \frac{1}{J} \sum_{j=1}^J \left\{ \left( |\gamma'_w T_j - \hat{\gamma}'_w T_j| - |Z_j^{w*} - \hat{Z}_j^{w*}| \right)^2 \right. \right. \\
&\quad \left. \left. + \left( |\gamma'_g T_j - \hat{\gamma}'_g T_j| - |Z_j^{g*} - \hat{Z}_j^{g*}| \right)^2 \right\} \right] \quad \text{by Assumptions 2 and 5} \\
&\leq KE \left[ \frac{1}{J} \sum_{j=1}^J \left\{ \left( \gamma'_w T_j - \hat{\gamma}'_w T_j \right)^2 + \left( \gamma'_g T_j - \hat{\gamma}'_g T_j \right)^2 \right\} \right] \\
&\quad + KE \left[ \frac{1}{J} \sum_{j=1}^J \left\{ \left( Z_j^{w*} - \hat{Z}_j^{w*} \right)^2 + \left( Z_j^{g*} - \hat{Z}_j^{g*} \right)^2 \right\} \right].
\end{aligned}$$

By Assumption 5, the first term, which is the average MSE of the conditional scale estimator, is

bounded by  $K/J$ , fixing  $T$ . Thus

$$\begin{aligned} & K \sqrt{E \left[ \frac{1}{J} \sum_{j=1}^J \left\{ \left( \gamma'_w T_j Z_j^{w*} - \hat{\gamma}'_w T_j \hat{Z}_j^{w*} \right)^2 + \left( \gamma'_g T_j Z_j^{g*} - \hat{\gamma}'_g T_j \hat{Z}_j^{g*} \right)^2 \right\} \right]} \\ & \leq \frac{K}{\sqrt{J}} + K \sqrt{\frac{1}{J} E \left[ \|Z_j^* - \hat{Z}_j^*\|_2^2 \right]}. \end{aligned}$$

The result follows.  $\square$

My results also rely on the bounds on Bayes regret for mean squared error risk derived in [Soloff et al. \(2025\)](#).

**Theorem C.3** (Theorem 9 in [Soloff et al. \(2025\)](#)). *Suppose Assumptions 2, 4, and 6 hold. Suppose also that  $J \geq \max\{\frac{5}{k}, 2\pi\}$ .*

$$\text{Then } \frac{1}{J} E \left[ \|Z_j^* - \hat{Z}_j^*\|_2^2 \right] \leq K \frac{(\log J)^6}{J}.$$

**Corollary C.4.** *Under Assumptions 2, 4, 5, and 6, if  $J \geq 3$  it must hold that*

$$E \left[ \sqrt{\frac{1}{J} \sum_{j=1}^J \left( \frac{\beta_j^* - \hat{\beta}_j^*}{w_j} \right)^2} \right] \leq K \frac{(\log J)^3}{J^{\frac{1}{2}}}.$$

Proof of this corollary follows from Lemma C.2 and Theorem C.3, noting that  $(\log J)^3 \geq 1$  when  $J \geq e$ .

With these results, I can prove Theorem 7.

*Proof.* For  $p = \infty$ :

$$\begin{aligned} E[|w_s(s^*) - w_s(s^{EB})|] &= E \left[ \left| \sum_{j=1}^J \frac{c}{|w_j|} |\beta_j^*| - \sum_{j=1}^J c \operatorname{sign}(\hat{\beta}_j^*) \frac{\beta_j^*}{|w_j|} \right| \right] \\ &= cE \left[ \left| \sum_{j=1}^J \left( \operatorname{sign}(\beta_j^*) - \operatorname{sign}(\hat{\beta}_j^*) \right) \frac{\beta_j^*}{|w_j|} \right| \right] \end{aligned}$$

If  $\beta_j^* = 0$  then the  $j$ th summand is zero. The  $j$ th summand is nonzero when either  $\beta_j^* > 0$  and  $\hat{\beta}_j^* \leq 0$  or  $\beta_j^* < 0$  and  $\hat{\beta}_j^* \geq 0$ . In either case 0 is between  $\beta_j^*$  and  $\hat{\beta}_j^*$ , so for those summands,  $\frac{|\beta_j^*|}{|w_j|} \leq \frac{|\beta_j^* - \hat{\beta}_j^*|}{|w_j|}$ . And  $|\operatorname{sign}(\beta_j^*) - \operatorname{sign}(\hat{\beta}_j^*)| \leq 2$ , so

$$\frac{1}{N_p} E[|w_s(s^*) - w_s(s^{EB})|] \leq 2cE \left[ \frac{1}{J} \sum_{j=1}^J \left| \frac{\beta_j^* - \hat{\beta}_j^*}{w_j} \right| \right]$$

$$\begin{aligned}
&\leq KE \left[ \sqrt{\frac{1}{J} \sum_{j=1}^J \left( \frac{\beta_j^* - \widehat{\beta}_j^*}{w_j} \right)^2} \right] \\
&\leq K \frac{(\log J)^3}{J^{\frac{1}{2}}} \quad \text{from Corollary C.4} \\
&= o(1) \text{ as } J \rightarrow \infty.
\end{aligned}$$

For  $p \in (1, \infty)$ :

$$E[|w_s(s^*) - w_s(s^{EB})|] = cE \left[ \left| \sum_{j=1}^J \left( \left( \frac{|\beta_j^*|}{w_j} \right)^{\frac{p}{p-1}} \text{sign}(\beta_j^*) - \left( \frac{|\widehat{\beta}_j^*|}{w_j} \right)^{\frac{p}{p-1}} \text{sign}(\widehat{\beta}_j^*) \right) \frac{\beta_j^*}{|w_j|} \right| \right].$$

$$\text{Note that } \sum_{j=1}^J \frac{|\widehat{\beta}_j^*|^{\frac{p}{p-1}}}{\sum_{k=1}^J |\widehat{\beta}_k^*|^{\frac{p}{p-1}}} = 1.$$

Suppose  $\text{sign}(\beta_j^*) = \text{sign}(\widehat{\beta}_j^*)$ . Then the  $j$ th summand is equal to

$$\begin{aligned}
&\left( \left( \frac{|\beta_j^*|}{w_j} \right)^{\frac{p}{p-1}} - \left( \frac{|\widehat{\beta}_j^*|}{w_j} \right)^{\frac{p}{p-1}} \right) \frac{\beta_j^*}{|w_j|} \\
&= \left( \frac{|\beta_j^*|^{\frac{p}{p-1}}}{\sum_{k=1}^J |\beta_k^*|^{\frac{p}{p-1}}} \right)^{\frac{1}{p}} \left| \frac{\beta_j^*}{w_j} \right| - \left( \frac{|\widehat{\beta}_j^*|^{\frac{p}{p-1}}}{\sum_{k=1}^J |\widehat{\beta}_k^*|^{\frac{p}{p-1}}} \right)^{\frac{1}{p}} \left| \frac{\widehat{\beta}_j^*}{w_j} \right| + \left( \frac{|\widehat{\beta}_j^*|^{\frac{p}{p-1}}}{\sum_{k=1}^J |\beta_k^*|^{\frac{p}{p-1}}} \right)^{\frac{1}{p}} \left| \frac{\widehat{\beta}_j^*}{w_j} \right| - \left( \frac{|\widehat{\beta}_j^*|^{\frac{p}{p-1}}}{\sum_{k=1}^J |\widehat{\beta}_k^*|^{\frac{p}{p-1}}} \right)^{\frac{1}{p}} \left| \frac{\beta_j^*}{w_j} \right| \\
&\leq \frac{|\beta_j^*|^{\frac{p}{p-1}}}{\left( \sum_{k=1}^J |\beta_k^*|^{\frac{p}{p-1}} \right)^{\frac{1}{p}}} - \frac{|\widehat{\beta}_j^*|^{\frac{p}{p-1}}}{\left( \sum_{k=1}^J |\widehat{\beta}_k^*|^{\frac{p}{p-1}} \right)^{\frac{1}{p}}} + \left( \frac{|\widehat{\beta}_j^*|^{\frac{p}{p-1}}}{\sum_{k=1}^J |\beta_k^*|^{\frac{p}{p-1}}} \right)^{\frac{1}{p}} \left| \frac{\widehat{\beta}_j^* - \beta_j^*}{w_j} \right|,
\end{aligned}$$

where the inequality follows from the reverse triangle inequality.

Now suppose  $\text{sign}(\beta_j^*) \neq \text{sign}(\hat{\beta}_j^*)$ . Then the  $j$ th summand is equal to

$$\begin{aligned}
& \left( \left( \frac{|\beta_j^*|}{w_j} \right)^{\frac{p}{p-1}} \text{sign}(\beta_j^*) - \left( \frac{|\hat{\beta}_j^*|}{w_j} \right)^{\frac{p}{p-1}} \text{sign}(\hat{\beta}_j^*) \right) \frac{\beta_j^*}{|w_j|} \\
&= \left( \frac{|\beta_j^*|}{\sum_{k=1}^J \frac{|\beta_k^*|}{w_k}} \right)^{\frac{1}{p}} \frac{\beta_j^*}{|w_j|} - \left( \frac{|\hat{\beta}_j^*|}{\sum_{k=1}^J \frac{|\hat{\beta}_k^*|}{w_k}} \right)^{\frac{1}{p}} \frac{\hat{\beta}_j^*}{|w_j|} + \left( \frac{|\hat{\beta}_j^*|}{\sum_{k=1}^J \frac{|\hat{\beta}_k^*|}{w_k}} \right)^{\frac{1}{p}} \text{sign}(\hat{\beta}_j^*) \left( \frac{\hat{\beta}_j^*}{|w_j|} - \frac{\beta_j^*}{|w_j|} \right) \\
&\leq \frac{\left( \frac{|\beta_j^*|}{w_j} \right)^{\frac{p}{p-1}}}{\left( \sum_{k=1}^J \frac{|\beta_k^*|}{w_k} \right)^{\frac{p}{p-1}}} - \frac{\left( \frac{|\hat{\beta}_j^*|}{w_j} \right)^{\frac{p}{p-1}}}{\left( \sum_{k=1}^J \frac{|\hat{\beta}_k^*|}{w_k} \right)^{\frac{p}{p-1}}} + \left( \frac{|\hat{\beta}_j^*|}{\sum_{k=1}^J \frac{|\hat{\beta}_k^*|}{w_k}} \right)^{\frac{1}{p}} \left| \frac{\beta_j^* - \hat{\beta}_j^*}{w_j} \right|.
\end{aligned}$$

where the inequality follows from the reverse triangle inequality.

Then

$$\begin{aligned}
& E[|w_s(s^*) - w_s(s^{EB})|] \\
&\leq cE \left[ \left| \sum_{j=1}^J \left( \frac{\left( \frac{|\beta_j^*|}{w_j} \right)^{\frac{p}{p-1}}}{\left( \sum_{k=1}^J \frac{|\beta_k^*|}{w_k} \right)^{\frac{p}{p-1}}} - \frac{\left( \frac{|\hat{\beta}_j^*|}{w_j} \right)^{\frac{p}{p-1}}}{\left( \sum_{k=1}^J \frac{|\hat{\beta}_k^*|}{w_k} \right)^{\frac{p}{p-1}}} + \left( \frac{|\hat{\beta}_j^*|}{\sum_{k=1}^J \frac{|\hat{\beta}_k^*|}{w_k}} \right)^{\frac{1}{p}} \left| \frac{\beta_j^* - \hat{\beta}_j^*}{w_j} \right| \right) \right| \right] \\
&\leq cE \left[ \left\| \frac{\beta^*}{w} \right\|_{\frac{p}{p-1}} - \left\| \frac{\hat{\beta}^*}{w} \right\|_{\frac{p}{p-1}} \right] + cE \left[ \left( \sum_{j=1}^J \left( \frac{\left( \frac{|\hat{\beta}_j^*|}{w_j} \right)^{\frac{p}{p-1}}}{\left( \sum_{k=1}^J \frac{|\hat{\beta}_k^*|}{w_k} \right)^{\frac{p}{p-1}}} \right)^{\frac{p+1}{p}} \left( \sum_{j=1}^J \left| \frac{\hat{\beta}_j^* - \beta_j^*}{w_j} \right|^{\frac{p+1}{p}} \right)^{\frac{p}{p+1}} \right] \\
&\leq cE \left[ \left\| \frac{\beta^* - \hat{\beta}^*}{w} \right\|_{\frac{p}{p-1}} \right] + cE \left[ \left\| \frac{\beta^* - \hat{\beta}^*}{w} \right\|_{\frac{p+1}{p}} \right],
\end{aligned}$$

where the second and third inequalities follow from Hölder's inequality and the triangle inequalities.

Suppose  $p > 2$ . By Hölder's inequality  $\left\| \frac{\beta^* - \hat{\beta}^*}{w} \right\|_{\frac{p}{p-1}} \leq J^{\frac{p-2}{2p}} \left\| \frac{\beta^* - \hat{\beta}^*}{w} \right\|_2$  and  $\left\| \frac{\beta^* - \hat{\beta}^*}{w} \right\|_{\frac{p+1}{p}} \leq$

$J^{\frac{p-1}{2p+2}} \left\| \frac{\beta^* - \hat{\beta}^*}{w} \right\|_2$ . Then the normalized social welfare Bayes regret is

$$\begin{aligned}
\frac{1}{N_p} E[|w_s(s^*) - w_s(s^{EB})|] &\leq cJ^{\frac{1-p}{p}} J^{\frac{p-2}{2p}} E \left[ \sqrt{\sum_{j=1}^J \left( \frac{\beta_j^* - \hat{\beta}_j^*}{w_j} \right)^2} \right] + cJ^{\frac{1-p}{p}} J^{\frac{p-1}{2p+2}} E \left[ \sqrt{\sum_{j=1}^J \left( \frac{\beta_j^* - \hat{\beta}_j^*}{w_j} \right)^2} \right] \\
&= cE \left[ \sqrt{\frac{1}{J} \sum_{j=1}^J \left( \frac{\beta_j^* - \hat{\beta}_j^*}{w_j} \right)^2} \right] + J^{\frac{2-p}{2p}} J^{\frac{p-1}{2p+2}} cE \left[ \sqrt{\frac{1}{J} \sum_{j=1}^J \left( \frac{\beta_j^* - \hat{\beta}_j^*}{w_j} \right)^2} \right] \\
&\leq K \frac{(\log J)^3}{J^{\frac{1}{2}}} + K J^{\frac{1}{p(p+1)}} \frac{(\log J)^3}{J^{\frac{1}{2}}} \quad \text{from Corollary C.4} \\
&\leq K J^{\frac{1}{p(p+1)}} \frac{(\log J)^3}{J^{\frac{1}{2}}} \\
&= o(1) \text{ as } J \rightarrow \infty.
\end{aligned}$$

Suppose  $p \in (1, 2]$ . By Hölder's inequality  $\left\| \frac{\beta^* - \hat{\beta}^*}{w} \right\|_{\frac{p}{p-1}} \leq \left\| \frac{\beta^* - \hat{\beta}^*}{w} \right\|_2$  and  $\left\| \frac{\beta^* - \hat{\beta}^*}{w} \right\|_{\frac{p+1}{p}} \leq J^{\frac{p-1}{2p+2}} \left\| \frac{\beta^* - \hat{\beta}^*}{w} \right\|_2$ . Then the normalized social welfare Bayes regret is

$$\begin{aligned}
\frac{1}{N_p} E[|w_s(s^*) - w_s(s^{EB})|] &\leq cJ^{\frac{1-p}{p}} E \left[ \sqrt{\sum_{j=1}^J \left( \frac{\beta_j^* - \hat{\beta}_j^*}{w_j} \right)^2} \right] + cJ^{\frac{1-p}{p}} J^{\frac{p-1}{2p+2}} E \left[ \sqrt{\sum_{j=1}^J \left( \frac{\beta_j^* - \hat{\beta}_j^*}{w_j} \right)^2} \right] \\
&= J^{\frac{2-p}{2p}} cE \left[ \sqrt{\frac{1}{J} \sum_{j=1}^J \left( \frac{\beta_j^* - \hat{\beta}_j^*}{w_j} \right)^2} \right] + J^{\frac{2-p}{2p}} J^{\frac{p-1}{2p+2}} cE \left[ \sqrt{\frac{1}{J} \sum_{j=1}^J \left( \frac{\beta_j^* - \hat{\beta}_j^*}{w_j} \right)^2} \right] \\
&\leq K J^{\frac{2-p}{2p}} \frac{(\log J)^3}{J^{\frac{1}{2}}} + K J^{\frac{1}{p(p+1)}} \frac{(\log J)^3}{J^{\frac{1}{2}}} \quad \text{from Corollary C.4} \\
&\leq K J^{\frac{1}{p(p+1)}} \frac{(\log J)^3}{J^{\frac{1}{2}}} \\
&= o(1) \text{ as } J \rightarrow \infty.
\end{aligned}$$

□

## Proof of Proposition 8

*Proof.* Consider a prior  $F_0$  with zero variance. This means  $\tau_j^* = \tau^*$  is constant across all  $j$ . Suppose for simplicity that  $\eta_j = \eta$  is constant across all  $j$ , and that  $\alpha_0 = (\alpha, \dots, \alpha), \gamma_0 = (\gamma, \dots, \gamma)$  are constant vectors in  $\mathbb{R}^{2T}$ . This means that  $\beta_j^* = \beta^*$  is also constant across all  $j$ . Suppose that parameters  $\alpha_0, \gamma_0$  are such that  $\beta^* > 0$ .



Assume that  $\Sigma_j = \Sigma$  for all  $j$ , that is, all sample estimates are homoscedastic. Suppose also that all weights in the  $L_1$  constraint are the same,  $w_j = w > 0$  for all  $j$ . Note that under  $F_0, \alpha_0$ , and  $\gamma_0$ ,  $\hat{\beta}_j \stackrel{i.i.d.}{\sim} N(\beta^*, \omega^2)$  for some  $\omega^2$ .

Then the normalized regret is

$$\begin{aligned}
\frac{1}{N_p} E[|w_s(s^*) - w_s(\hat{s})|] &= \frac{1}{J} E \left[ \left| Jc \frac{\beta^*}{w} - c \frac{\beta^*}{w} \sum_{j=1}^J \text{sign}(\hat{\beta}_j) \right| \right] \\
&= c \frac{\beta^*}{w} E \left[ |1 - \text{sign}(\hat{\beta}_1)| \right] \\
&= c \frac{\beta^*}{w} 2\Phi \left( -\frac{\beta^*}{\omega} \right) \\
&= K > 0.
\end{aligned}$$

□