

The connectivity carcass of a vertex subset in a graph: both odd and even case *

Surender Baswana¹ and Abhyuday Pandey²

¹Indian Institute of Technology Kanpur, India
¹sbaswana@cse.iitk.ac.in

²Tower Research Capital LLC, New York, USA
²pandey.abhyuday07@gmail.com

Abstract

Let $G = (V, E)$ be an undirected unweighted multi-graph and $S \subseteq V$ be a subset of vertices called the *Steiner set*. A set of edges with the least cardinality whose removal disconnects S , that is, there is no path between at least one pair of vertices from S , is called a Steiner mincut for S or simply an S -mincut. Connectivity Carcass is a compact data structure storing all S -mincuts in G announced by Dinitz and Vainshtein in an extended abstract [DV94] in 1994. The complete proof of various results of this data structure for the simpler case when the capacity of S -mincut is odd appeared in the year 2000 [DV00]. Over the last couple of decades, there have been attempts towards the proof for the case when the capacity of S -mincut is even [Bel14], but none of them met a logical end. We present the following results.

1. We present the first complete, self-contained exposition of the connectivity carcass which covers both even and odd cases of the capacity of S -mincut.
2. We derive the results using an alternate and much simpler approach. In particular, we derive the results using *submodularity of cuts* – a well-known property of graphs expressed using a simple inequality.
3. We also show how the connectivity carcass can be helpful in efficiently answering some basic queries related to S -mincuts using some additional insights.

*Preliminary version of this article appeared in the proceedings of the SIAM Symposium on Simplicity in Algorithms (SOSA) 2025.

Contents

| | | |
|----------|---|-----------|
| 1 | Introduction | 2 |
| 1.1 | Overview of the compact structures for (s, t) -mincuts and global mincuts | 4 |
| 1.2 | Overview of the connectivity carcass designed by Dinitz and Vainshtein | 4 |
| 1.3 | Our Contribution | 7 |
| 1.4 | Organization of the manuscript | 8 |
| 2 | Preliminaries | 8 |
| 2.1 | Sub-modularity condition | 10 |
| 2.2 | Tight and Loose mincuts | 10 |
| 2.3 | Parallel, Laminar, and Crossing cuts | 11 |
| 3 | Properties and terminologies of a Balanced DAG and a t-Cactus | 13 |
| 3.1 | A single-source single-sink balanced DAG | 13 |
| 3.2 | A t -cactus | 14 |
| 3.3 | A tree data structure for storing a t -cactus | 15 |
| 3.4 | Cuts in a t -cactus | 15 |
| 4 | Existing data structures for various mincuts | 16 |
| 4.1 | A balanced DAG that stores all (s, t) -mincuts | 16 |
| 4.2 | A t -cactus that stores all valid cuts of a Steiner set | 18 |
| 4.3 | Notations for valid cuts of S | 19 |
| 5 | Compact Structure storing all S-Mincuts | 20 |
| 5.1 | Mapping a non-Steiner terminal unit in \mathcal{H} | 21 |
| 5.2 | Mapping a stretched unit in \mathcal{H} | 24 |
| 6 | Projection of a stretched unit to a proper path | 26 |
| 6.1 | Cuts of a cycle distinguishing a stretched unit | 27 |
| 6.2 | The projection of a stretched unit | 29 |
| 7 | Connectivity carcass as an efficient data structure | 31 |
| 7.1 | Computing the strip for a minimal cut of \mathcal{H} | 31 |
| 7.2 | Reporting (s, t) -strip for any $s, t \in S$ | 32 |
| 7.3 | Reporting a S -mincut separating any two units in \mathcal{F} | 33 |
| 8 | More insight into the relation between flesh and skeleton | 33 |
| 8.1 | Flesh graph \mathcal{F} from perspective of a cycle in \mathcal{H} | 33 |
| 8.2 | Projection of an edge | 34 |
| 8.3 | Projection of a coherent path in skeleton | 36 |
| 9 | Conclusion | 37 |
| A | A t-cactus for all valid cuts of S | 40 |
| A.1 | Circular family of valid cuts of S | 40 |
| A.2 | t -cactus storing all valid cuts of S | 43 |
| A.3 | An example illustrating the construction of skeleton \mathcal{H} | 45 |

1 Introduction

Minimum cuts are fundamental structures in graph theory with numerous applications in the real world as well. Let $G = (V, E)$ be an undirected, unweighted, and connected multi-graph on $n = |V|$ vertices and $m = |E|$ edges. Henceforth, for the sake of brevity, a *mincut* will refer to a minimum cut. Two well-known types of mincuts are global mincuts and pairwise mincuts. A smallest set of edges whose removal disconnects G , that is, breaks it into 2 connected components, is called a global mincut. For any pair of vertices $s, t \in V$, a (s, t) -mincut is a smallest set of edges whose removal breaks G into 2 connected components – one containing s and another containing t .

In recent years, there has been phenomenal research on algorithms for computing (s, t) -mincuts and global mincuts; see [vdBCP⁺23, HLRW24, ALPS23] and references therein. On the other hand, the data structural and graph theoretical aspects of mincuts have also been well-researched, though not recently. These results are few, but very fundamental and seminal. However, these are not as widely known as the algorithmic results. So we begin with a gentle motivation for these results.

Consider the following fundamental query on mincuts – Is there a (s, t) -mincut that keeps a given subset of vertices on the side of s and another subset on the side of t ? We can also frame similar query on global mincuts. This query can be answered trivially by invoking an algorithm for (s, t) -mincut (or global mincut) after a suitable modification on G . Amazingly, G can be preprocessed to build another graph \mathcal{G} such that this query and many other fundamental queries on mincuts in G can be answered efficiently using elementary queries (e.g. reachability or connectivity) on \mathcal{G} . The reason \mathcal{G} turns out to be an efficient data structure is because \mathcal{G} offers an easy way to *identify* all mincuts using a simple graph property. This important aspect has been defined formally by the researchers as follows.

A graph \mathcal{G} is said to characterize a family \mathcal{X} of cuts in G using a property \mathcal{P} if the following condition holds: a cut C in G belongs to the family \mathcal{X} if and only if C satisfies property \mathcal{P} in \mathcal{G} .

It is desirable that \mathcal{G} is as compact as possible. Moreover, checking if a given cut C satisfies \mathcal{P} in \mathcal{G} has to be as time-efficient as possible. For (s, t) -mincuts, Picard and Queyranne [PQ82] showed that there is a directed acyclic graph (DAG) of $\mathcal{O}(m)$ size that stores and characterizes all (s, t) -mincuts. This is remarkable because there exist graphs with $\Omega(2^n)$ (s, t) -mincuts; thus it is just infeasible practically to store them explicitly. Similarly, there exist graphs with $\Omega(n^2)$ global mincuts. Dinitz, Karzanov, and Lomonosov [EDL76], in a seminal work, showed that all global mincuts can be stored and characterized in a *cactus* of $\mathcal{O}(n)$ size. A cactus is a connected graph in which no edge is shared by 2 or more cycles.

There exists a family of mincuts that subsumes the family of (s, t) -mincuts and the family of global mincuts. This is the family of Steiner mincuts defined as follows. A Steiner set is any subset of 2 or more vertices. A smallest set of edges whose removal disconnects a given Steiner set S , that is, there is no path between at least one pair of vertices from S in the resulting graph, is called a Steiner mincut. Henceforth, we shall call it S -mincut for the sake of brevity. Recently, there has been a growing interest in the algorithmic aspects of S -mincuts [HHS24b, LP20]. Observe that the global mincuts are the S -mincuts for $S = V$; and (s, t) -mincuts are the S -mincuts for $S = \{s, t\}$. So it is a natural and important research objective to design a compact structure that stores and characterizes all S -mincuts for any given Steiner set S . However, this objective is quite challenging because the structures at the two extremes of this spectrum are fundamentally very different – a DAG when $|S| = 2$ and a cactus when $S = V$.

In a seminal work in 1994, Dinitz and Vainshtein [DV94] designed a compact structure, called connectivity carcass, that stores and characterizes all S -mincuts of a graph. This structure turns out to be an elegant hybrid of a cactus and a DAG. It consists of three components - a cactus \mathcal{H} storing S , a “multi-terminal” DAG \mathcal{F} , and a mapping from \mathcal{F} to \mathcal{H} . This structure occupies only $\mathcal{O}(m)$ space

and also serves as a data structure for efficiently answering a variety of queries on S -mincuts. Dinitz and Vainshtein [DV94] also designed an incremental algorithm for the connectivity carcass, albeit for a very restricted case – when the insertion of an edge does not increase the value of S -mincut.

These results on connectivity carcass were announced by Dinitz and Vainshtein in an extended abstract that appeared in the Proceedings of ACM STOC, 716–725, 1994 [DV94]. The article doesn’t give the proofs of most of the lemmas and theorems. Moreover, many sophisticated tools and terminologies are developed specifically to arrive at these results. A subsequent article by Dinitz and Vainshtein, that appeared in SIAM J. Comput. 30(3): 753-808, 2000 [DV00], provides details of the proofs only for the case when the capacity of the Steiner mincut is odd. This is a simpler case since the cactus \mathcal{H} turns out to be a tree in this case. We came to know about some efforts towards the even-case proof of the connectivity carcass [Bel14] through private communication with Dinitz and Vainshtein. However, these efforts did not meet a logical end. So, there does not exist any peer-reviewed proof for the even case till date, as noted by other researchers as well (e.g. refer to the footnote on page 4 of article [PY21]).

We now present an overview of the compact structure for (s, t) -mincuts [PQ82], the compact structure of global mincuts [EDL76], followed by the connectivity carcass [DV94]. For this purpose, the reader is advised to develop familiarity with some basic graph types in the following section.

Definition 1 (Single-source single-sink balanced DAG). *A single-source single-sink balanced DAG is a DAG with the following additional properties:*

- (a) *There is exactly one vertex called source with indegree 0, and exactly one vertex called sink with outdegree 0.*
- (b) *For each vertex, other than the source and the sink, the number of incoming edges is the same as the number of outgoing edges.*

Figure 1 illustrates a balanced DAG with a single source and a single sink.

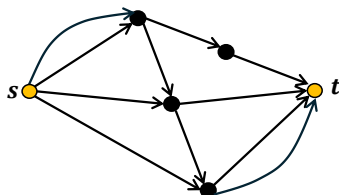


Figure 1: Each vertex, other than s and t , has exactly the same number of incoming and outgoing edges.

The second graph type can be best explained through its construction as follows. Consider any tree, and focus on its nodes of degree at least 4. We pick some of these nodes, inflate them, and *implant* a cycle of length equal to their degrees. Figure 2 illustrates one such transformation of a tree into the second graph type. It can be viewed as a special cactus. In fact, it satisfies an even stronger property – no vertex is shared by 2 or more cycles. Henceforth, we shall call it a t -cactus. An edge belonging to a cycle in a t -cactus is called a cycle edge, otherwise it is called a tree edge. We shall study the *minimal* cuts of a t -cactus in this article. A cut is a minimal cut if no proper subset of it is a cut. It is easy to observe that a minimal cut of a t -cactus is either a tree edge or a pair of edges belonging to the same cycle.

The third graph type is a graph defined using a family of cuts.

Definition 2 (Quotient graph induced by a family of cuts). *Let \mathcal{X} be any family of cuts. We build a quotient graph of G using \mathcal{X} as follows. Each pair of vertices $u, v \in V$ are mapped to the same vertex in the quotient graph if there is no mincut from \mathcal{X} that separates u and v .*

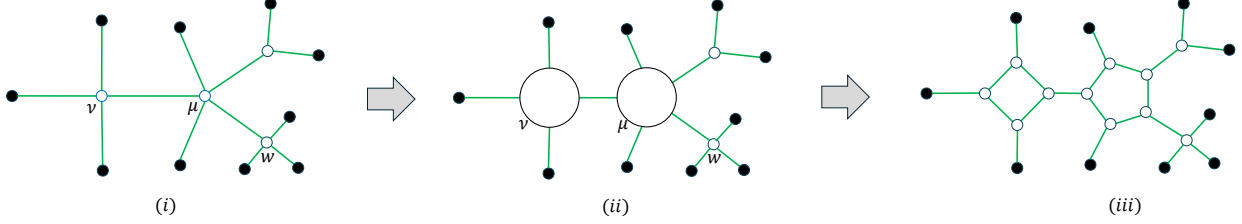


Figure 2: (i) vertices ν, μ , and w have degrees ≥ 4 , (ii) inflating ν and μ , (iii) implanting cycles at ν and μ .

It is easy to observe that the quotient graph induced by a family \mathcal{X} of cuts preserves all cuts of \mathcal{X} . So, it would be equally good to work with this quotient graph instead of the original graph. It turns out that this quotient graph often helps in the design of a compact structure that stores and characterizes some cut families.

1.1 Overview of the compact structures for (s, t) -mincuts and global mincuts

Let us consider the family of (s, t) -mincuts. Let $\mathcal{D}_{s,t}$ denote the quotient graph of G induced by all (s, t) -mincuts. There exists a unique way of assigning direction to the edges of $\mathcal{D}_{s,t}$ such that the resulting graph, denoted by $\vec{\mathcal{D}}_{s,t}$, is a single-source single-sink balanced DAG [DV94, PQ82]. Let ω be any vertex other than source or sink in $\mathcal{D}_{s,t}$, and let $E(\omega)$ be the set of edges incident on ω . Observe that ω has exactly the same number of incoming edges as the outgoing edges in $\vec{\mathcal{D}}_{s,t}$. In this way, $\vec{\mathcal{D}}_{s,t}$ defines a unique partition of the set $E(\omega)$ into two subsets of equal size. This partition is called the *inherent* partition of $E(\omega)$. It is because of this inherent partition that the DAG $\vec{\mathcal{D}}_{s,t}$ is able to characterize all (s, t) -mincuts of G as follows. Consider any (s, t) -cut, and let A be the set of vertices lying on the side of s of this cut. This cut is a (s, t) -mincut if and only if all edges of this cut are emanating from A and entering into $V \setminus A$ in $\vec{\mathcal{D}}_{s,t}$. Henceforth, we refer to this DAG as *strip*. The vertices containing s and t in the strip are called terminals, and every other vertex is called a non-terminal.

Let us consider the family of global mincuts of G . The quotient graph induced by all global mincuts does not seem to have any remarkable structure to characterize all global mincuts. However, it follows from the seminal work of Dinitz, Karzanov, and Lomonosov [EDL76] that there exists a t -cactus \mathcal{H} that stores and characterizes all global mincuts of G as follows. Each vertex of the quotient graph is mapped to a unique node not belonging to any cycle in \mathcal{H} . A cut of G is a global mincut if and only if there is a minimal cut in \mathcal{H} that defines the same partition of the set of vertices.

In the following section, we present an overview of the connectivity carcass designed by Dinitz and Vainshtein [DV94]. To appreciate its depth and elegance, we encourage the reader to take a pause here, and ponder over ways of building it using the structures for (s, t) -mincuts and global mincuts sketched above.

Remark: Dinitz and Vainshtein, in a subsequent article [DV95] on incremental maintenance of connectivity carcass, presented slightly modified and more refined concepts compared to [DV94]. In the overview that follows and the rest of this article, we have used these refined concepts only.

1.2 Overview of the connectivity carcass designed by Dinitz and Vainshtein

Let x be any arbitrary vertex from the Steiner set S . Observe that any S -mincut is also a (x, y) -mincut for some suitably selected vertex $y \in S \setminus \{x\}$, and hence is present in the strip constructed with source x and sink y . Therefore, a set of $O(|S|)$ strips, each with source vertex x , is sufficient to

store and characterize all S -mincuts. However, not only this structure requires $O(m|S|)$ space which is huge, but also provides no insight into the relation among these S -mincuts.

Let us consider the quotient graph of G induced by all S -mincuts. Let us denote it by \mathcal{F} . It follows from the construction that any two Steiner vertices are mapped to the same vertex in \mathcal{F} if there is no S -mincut that separates them. The following is a natural classification of the vertices of \mathcal{F} . A vertex in \mathcal{F} is called a Steiner unit if it contains at least one vertex from S , otherwise it is called a non-Steiner unit. Unfortunately, unlike the strip for all (s, t) -mincuts, apparently \mathcal{F} does not seem to possess any special structure for characterizing all S -mincuts.

Observe that each S -mincut, by definition, partitions set S into two non-empty subsets. Dinitz and Vainshtein note (and credit D. Naor and Westbrook [Wes93]) that there exists an $\mathcal{O}(|S|)$ size t -cactus \mathcal{H} satisfying the following properties. Each node of \mathcal{H} stores a (possibly empty) subset of distinct vertices from S . For each S -mincut, the corresponding partition of S is defined by at least one minimal cut in \mathcal{H} , and vice versa. Figure 3(ii) represents the t -cactus \mathcal{H} for the graph shown in Figure 3(i). For the sake of simplicity, each pair of Steiner vertices is separated by a S -mincut in this graph. Observe that there may be multiple S -mincuts that partition S in the same way, and \mathcal{H} does not provide any way to distinguish them. As an example, there is a minimal cut in \mathcal{H} , shown using a black dotted line in Figure 3(ii), that separates s_1 from the rest of the Steiner vertices. However, there are 4 S -mincuts in G , shown using dotted curves of different colors, that keep s_1 on one side and the remaining Steiner vertices on the other side. So \mathcal{H} , by itself, is not adequate for storing and characterizing all S -mincuts. It should not appear surprising since \mathcal{H} does not provide *any* information about the non-Steiner vertices of G .



Figure 3: There may be many S -mincuts associated with one minimal cuts in \mathcal{H} .

In the pursuit of a compact structure that stores and characterizes all S -mincuts, it seems quite natural to explore the relationship between the units of \mathcal{F} and the nodes of \mathcal{H} . Observe that two Steiner vertices belong to the same node of \mathcal{H} if and only if they belong to the same unit in \mathcal{F} . So we can define an injective mapping from the set of all Steiner units of \mathcal{F} to the set of nodes of \mathcal{H} as follows – each Steiner unit ω is mapped to the node in \mathcal{H} that stores all Steiner vertices of ω . But, apparently \mathcal{H} does not reveal any information about the non-Steiner units. However, an obvious way to use \mathcal{H} for storing all S -mincuts is the following. Consider any minimal cut in \mathcal{H} . Suppose this minimal cut defines a partition of S into two subsets S_1 and S_2 . Observe that a strip with source S_1 and sink S_2 stores all S -mincuts associated with the partition (S_1, S_2) . Therefore, the set of all such strips together stores and characterizes all S -mincuts. The first insight made by Dinitz and Vainshtein is that these strips are quite closely related to graph \mathcal{F} and not necessarily totally different from each other. We introduce a terminology here to explain their insight. Let ω be any non-Steiner unit in \mathcal{F} . A minimal cut of \mathcal{H} is said to *distinguish* ω if ω belongs to a non-terminal in the strip corresponding to the minimal cut. Dinitz and Vainshtein showed that ω satisfies the following two properties.

\mathcal{Q}_1 : If ω is distinguished by a minimal cut in \mathcal{H} , ω appears as a distinct non-terminal in the corresponding strip, along with all edges incident on it in \mathcal{F} . In other words, if there is any other non-Steiner unit ω' distinguished by the same minimal cut, it cannot happen that both ω and ω' belong to the same non-terminal in the strip.

\mathcal{Q}_2 : Consider the strips associated with all the minimal cuts that distinguish ω . The inherent partition of $E(\omega)$ is the same in each of them. So a single partition of $E(\omega)$ will serve as an inherent partition of $E(\omega)$ in all these strips.

It follows from these properties that a strip associated with any minimal cut in \mathcal{H} is a quotient graph of \mathcal{F} obtained as follows: keep all the non-Steiner units distinguished by the minimal cut intact and merge the remaining ones with the source or sink suitably. This insight suggests the following alternate and implicit way of storing the strips associated with all the minimal cuts of \mathcal{H} – For each non-Steiner unit ω , store the set of minimal cuts of \mathcal{H} that distinguish ω . It turns out that there is an amazing structure underlying all these minimal cuts as stated in the following theorem.

Theorem 1 (Theorem 4.4 in [DV95]). *Let ω be any non-Steiner unit in \mathcal{F} . There exists a path $P(\omega)$ in cactus \mathcal{H} such that ω is distinguished by those and exactly those minimal cuts in \mathcal{H} that share an edge with $P(\omega)$. If there is no minimal cut that distinguishes ω , $P(\omega)$ is a node in \mathcal{H} .*

We illustrate Theorem 1 by an example shown in Figure 4. \mathcal{F} is shown in Figure 4(i), and ω_1 is a non-Steiner unit. All those partitions of S that distinguish ω_1 are shown using dotted curves of different colors. Figure 4(ii) shows the minimal cuts in \mathcal{H} corresponding to these partitions. Observe that each of these cuts is defined by an edge belonging to the thick blue path joining s_1 and s_7 in \mathcal{H} . So, this path captures all minimal cuts in \mathcal{H} that distinguish ω_1 .

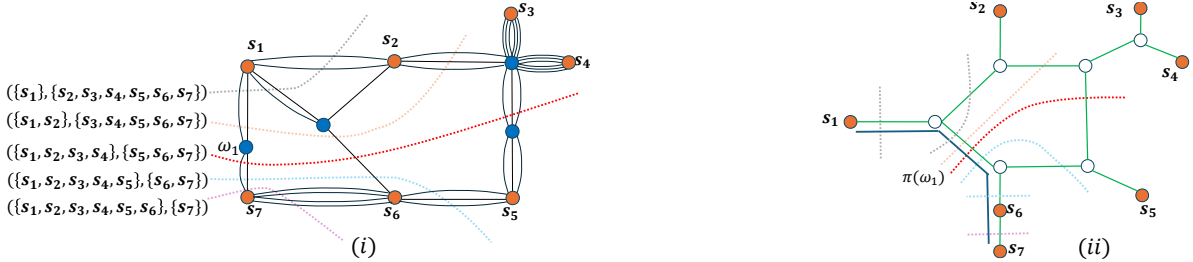


Figure 4: (i) the partitions of S that distinguish ω_1 shown in distinct colors (ii) the corresponding cuts in \mathcal{H} .

It follows from Theorem 1 that each non-Steiner unit of \mathcal{F} can be *mapped* to a path in \mathcal{H} . Interestingly, this path turns out to share exactly one edge with each cycle that it passes through. Such a path is called a *proper* path, and it is uniquely defined by its endpoints in \mathcal{H} . Hence the path to which a non-Steiner unit of \mathcal{F} is mapped can be stored compactly in $\mathcal{O}(1)$ space. This mapping π , called projection mapping, of all the non-Steiner units of \mathcal{F} can thus be stored in just $\mathcal{O}(n)$ space. The projection mapping π acts as the important bridge between \mathcal{F} and \mathcal{H} . Refer to Figure 5 for \mathcal{H} along with the projection mapping of all the non-Steiner units of \mathcal{F} . While ω_1, ω_3 and ω_4 are mapped to paths of length 1 or more, ω_2 is mapped to an empty node in \mathcal{H} since it is not distinguished by any minimal cut of \mathcal{H} .

The connectivity carcass for a Steiner set has three components – \mathcal{F} as its flesh, \mathcal{H} as its skeleton, and π the projection mapping. The space occupied by \mathcal{H} and π is $\mathcal{O}(n)$ only, and explicitly storing \mathcal{F} requires $\mathcal{O}(m)$ space.

The proofs of Properties \mathcal{Q}_1 and \mathcal{Q}_2 given in [DV00] hold irrespective of whether the capacity of Steiner mincut is odd or even. As described above, it is Theorem 1 that leads to the $\mathcal{O}(n)$ size




Figure 5: (i) \mathcal{F} , (ii) Projection mapping of all non-Steiner units in skeleton \mathcal{H} .

projection mapping, and hence plays the most crucial role in achieving the $\mathcal{O}(m)$ space for the connectivity carcass. However, the proof of Theorem 1, as given in [DV00], is specific for the case when \mathcal{H} is a tree and thus holds only for the case when the capacity of Steiner mincut is odd. When the capacity of Steiner mincut is even, \mathcal{H} may have cycles leading to the following challenges. Firstly, the number of partitions of S defined by all S -mincuts may grow from $\mathcal{O}(|S|)$ to $\mathcal{O}(|S|^2)$. Secondly, it turns out that there may be multiple minimal cuts in \mathcal{H} that represent the same partition of S (due to the presence of empty nodes and cycles in \mathcal{H}). Hence, the mapping from the set of partitions of S defined by all S -mincuts to the set of minimal cuts in \mathcal{H} may no longer be injective when the capacity of Steiner mincut is even. We now state the contributions of this article.

1.3 Our Contribution

1. The first complete exposition of the connectivity carcass:

We present the first complete and self-contained exposition of the foundational results of the connectivity carcass announced by Dinitz and Vainshtein in the extended abstract [DV94].

2. A Simpler and Alternate approach:

To derive their results, Dinitz and Vainshtein [DV94, DV00] introduce and use the concept of a *locally orientable* graph which can be viewed as a generalization of a directed graph. This concept is quite sophisticated. Moreover, one of the main tools they use is the 3-STAR LEMMA which has two assertions (i) and (ii). This lemma has a nontrivial and involved proof.

In this article, we pursue an alternate approach which is much simpler. Our approach uses elementary graph properties or the *sub-modularity* of cuts [Lov79] – a well-known property of cuts in graphs expressed only using a short and simple inequality. Even the proof of the 3-STAR LEMMA(i) turns out to be its immediate application. We do not use the 3-STAR LEMMA(ii). The alternate approach allows us to generalize the results uniformly for both even and odd case, treating them without distinction. Additionally, avoiding complex concepts makes it much more accessible to a broader audience.

3. An Additional bridge between \mathcal{F} and \mathcal{H} :

Dinitz and Vainshtein [DV94] established a mapping from the units of \mathcal{F} to proper paths in \mathcal{H} . We extend this mapping to the edges of \mathcal{F} in a seamless manner as follows. Let e be any edge in \mathcal{F} . We show that there exists a proper path in \mathcal{H} such that e appears in the strip of those and exactly those minimal cuts of \mathcal{H} that share an edge with this path. This leads to establishing a relationship between the projection of an edge and the projection of its endpoints in \mathcal{H} . These insights serve as an additional bridge between \mathcal{F} and \mathcal{H} .

We only require $\mathcal{O}(n)$ additional space to store the connectivity carcass if we already have access

to the original graph G . Essentially, we need not store \mathcal{F} explicitly as a graph. Instead, we just need to store the mapping from the set of vertices of G to the set of units of \mathcal{F} . The following theorem summarizes our results.

Theorem 2. *Let $G = (V, E)$ be an undirected multigraph stored in the form of adjacency lists, and let S be any Steiner set. There exists an $\mathcal{O}(n)$ size data structure comprising of (implicit) flesh \mathcal{F} , skeleton \mathcal{H} , and projection mapping π satisfying the following properties.*

1. *A cut in G is a S -mincut if and only if it is preserved in \mathcal{F} and it appears as a transversal cut in the strip corresponding to a minimal cut in \mathcal{H} .*
2. *For any $e \in E$, we can report a S -mincut separating its endpoints, if exists, in $\mathcal{O}(m + n)$ time.*
3. *For any pair of vertices $u, v \in S$ separated by at least one S -mincut, we can compute strip $\vec{\mathcal{D}}_{u,v}$ that stores all S -mincuts separating u and v in $\mathcal{O}(m + n)$ time.*

It takes $\mathcal{O}(|S|)$ max-flow computations to build the data structure.

1.4 Organization of the manuscript

Section 2 presents notations and basic lemmas on cuts including the sub-modularity of cuts. Section 3 states properties of two well-known graph structures, namely, single-source single-sink balanced DAG and t -cactus. These structures underlie most of the compact structures for various mincuts. Section 4 presents the classical structure for storing and characterizing all (s, t) -mincuts followed by a t -cactus that stores all partitions of S induced by all S -mincuts. Section 5 and Section 6 together establish the mapping of a non-Steiner unit of \mathcal{F} to a path in \mathcal{H} , and establish the proof of Theorem 1 for the general case. Section 7 highlights the data structural aspects of the connectivity carcass. Section 8 presents additional insights into the relation between \mathcal{F} and \mathcal{H} , including the projection mapping of an edge of \mathcal{F} to a proper path in \mathcal{H} .

The length of this manuscript may initially seem extensive. However, more than half of the content focuses on essential background topics: (1) properties of a t -cactus and a single-source single-sink balanced DAG, (2) existing structure for (s, t) -mincuts, and (3) t -cactus structure representing all partitions of S induced by all S -mincuts. The connectivity carcass, a complex structure, builds on these foundational concepts. To ensure the manuscript is self-contained and serves as a standard reference, it is necessary to include these topics, which are otherwise dispersed across multiple sources.

2 Preliminaries

We assume, without loss of generality, that $G = (V, E)$ is connected. For any given $A, B \subseteq V$ such that $A \cap B = \emptyset$, we use $c(A, B)$ to denote the number of edges with one endpoint in A and another in B . For the sake of brevity, we use $c(A)$ to denote $c(A, \bar{A})$. We use a generic definition of cuts to express our results compactly and formally.

Definition 3 (Cut). *Let Z be any set, and A be any subset of Z such that $\emptyset \neq A \neq Z$. The ordered partition (A, \bar{A}) is called the cut of Z defined by A . The sets A and \bar{A} are called the two sides of this cut. Any element $x \in Z$ is said to lie inside the cut (A, \bar{A}) if $x \in A$, and outside otherwise.*

We now define the intersection and union of two cuts.

Definition 4 (Intersection and union of cuts). *Let (A, \bar{A}) and (B, \bar{B}) be any two cuts of a set Z . If $A \cap B \neq \emptyset$, $(A \cap B, \overline{A \cap B})$ is also a cut of Z , called the intersection of the two cuts. If $A \cup B \neq Z$, $(A \cup B, \overline{A \cup B})$ is also a cut of Z , called the union of the two cuts.*

The following definition captures the dominance of one cut over another.

Definition 5 (Dominance). *Let (A, \bar{A}) and (A', \bar{A}') be any two cuts of a set Z . (A', \bar{A}') is said to dominate (A, \bar{A}) if $A \subset A'$.*

When $Z = V$, the *edge-set* of a cut (A, \bar{A}) is defined as the set of all those edges from E having one endpoint in A and another endpoint in \bar{A} . $c(A)$ refers to the *capacity* of the cut (A, \bar{A}) . In this article, a cut will refer to a cut of V unless explicitly mentioned otherwise.

For each cut (A, \bar{A}) , the *opposite* cut is (\bar{A}, A) . Notice that both of them have identical edge-sets since G is undirected. Using the fact that G is connected, it can be easily shown that any two cuts have identical edge-sets if and only if they are opposite to each other. In other words, the edge-set of a cut also reveals the set of vertices that defines the cut (or the opposite cut).

Definition 6 (Minimum cut). *Let \mathcal{X} be a family of cuts, and let (A, \bar{A}) be any cut belonging to \mathcal{X} . (A, \bar{A}) is said to be a minimum cut in \mathcal{X} if its capacity is the least among all cuts in \mathcal{X} .*

Definition 7 (Minimal cut). *Let \mathcal{X} be a family of cuts, and let (A, \bar{A}) be any cut belonging to \mathcal{X} . (A, \bar{A}) is said to be a minimal cut in \mathcal{X} if there is no cut in \mathcal{X} whose edge-set is a proper subset of the edge-set of (A, \bar{A}) .*

Observe that a minimum cut is always a minimal cut; but a minimal cut needs not be a minimum cut.

Definition 8 ((s, t) -cut). *A cut (A, \bar{A}) is said to be an (s, t) -cut for a given $s, t \in V$ if $s \in A$ and $t \in \bar{A}$. An (s, t) -cut is said to be an (s, t) -mincut if its capacity is the least among all (s, t) -cuts.*

The following lemma states an important property that holds for any pair of (s, t) -mincuts.

Lemma 1. (*[DV00, BBP23]*) *If (A, \bar{A}) and (A', \bar{A}') are any two (s, t) -mincuts, there does not exist any edge between $A \setminus A'$ and $A' \setminus A$.*

A cut (A, \bar{A}) is said to *divide* a set B if $A \cap B \neq \emptyset \neq \bar{A} \cap B$. Let S be an arbitrary subset of V of size at least 2. We call it a *Steiner set*.

Definition 9 (S -cuts and S -mincuts). *A cut (A, \bar{A}) is said to be a Steiner cut or S -cut if it divides S . We use λ to denote the minimum capacity of any S -cut. An S -cut is called an S -mincut if its capacity is λ .*

The following definition extends the notion of (s, t) -cuts.

Definition 10 ((S_1, S_2) -cut). *Let S_1 and S_2 be any two disjoint subsets of S . A cut (A, \bar{A}) is said to be an (S_1, S_2) -cut if $S_1 \subseteq A$ and $S_2 \subseteq \bar{A}$.*

Given any two disjoint subsets S_1, S_2 of vertices, let G' be the graph obtained from G by compressing S_1 into a vertex s and S_2 into a vertex t . Observe that there is a bijection between the set of (S_1, S_2) -cuts in G and the set of (s, t) -cuts in G' . Therefore, the notion of (s, t) -mincut gets extended seamlessly to (S_1, S_2) -mincut.

Observe that each S -cut (A, \bar{A}) defines a unique cut $(S \cap A, S \cap \bar{A})$ of the set S . There may be multiple S -mincuts that define the same cut of S . However, for any arbitrary cut of S , there might not exist any S -mincut that defines it. Henceforth, a cut of S is said to be a *valid* cut of S if there exists at least one S -mincut that defines it. A valid cut (S_1, \bar{S}_1) is said to be a *indivisible* valid cut if there is no S -mincut that divides S_1 .

Definition 11 (Bunch). *Two S -mincuts are said to be S -equivalent if they define the same cut of S . Each of the corresponding equivalence classes of S -mincuts is called a bunch.*

In the following section, we state a well-known property satisfied by the cuts of graphs. This property will be used crucially in deriving a majority of results in this article.

2.1 Sub-modularity condition

Let A and B be any two subsets of vertices. It is well-known (Problem 6.48(i) in [Lov79]) that they satisfy the submodularity condition.

$$c(A) + c(B) \geq c(A \cap B) + c(A \cup B)$$

The following lemma, an immediate corollary of the above condition, highlights its important application.

Lemma 2 (Sub-modularity of cuts). *Let \mathcal{X} be a family of cuts in G . Let (A, \bar{A}) and (B, \bar{B}) be any two minimum cuts in \mathcal{X} . If cuts defined by $A \cap B$ and $A \cup B$ also belong to \mathcal{X} , then $A \cap B$ and $A \cup B$ also define minimum cuts in \mathcal{X} .*

We now state a lemma which can be viewed as a generalization of the sub-modularity condition.

Lemma 3 (Problem 6.48(iii) in [Lov79]). *For any three subsets $C_1, C_2, C_3 \subseteq V$,*

$$c(C_1) + c(C_2) + c(C_3) \geq \frac{c(C_1 \cap \bar{C}_2 \cap \bar{C}_3) + c(\bar{C}_1 \cap C_2 \cap \bar{C}_3) + c(\bar{C}_1 \cap \bar{C}_2 \cap C_3) + c(C_1 \cap C_2 \cap C_3)}{2}$$

The following lemma states a property satisfied by any three S -mincuts. It is equivalent to 3-STAR LEMMA(i) in [DV00], albeit its proof is much shorter and lighter.

Lemma 4. *Let $C_1, C_2, C_3 \subset V$ define three S -mincuts in G . If no Steiner vertex belongs to more than one of the subsets C_1, C_2 , and C_3 , then $C_1 \cap C_2 \cap C_3 = \emptyset$.*

Proof. Given that any Steiner vertex belongs to at most one of C_1, C_2 , and C_3 , it is easy to observe that the cuts defined by each of the following three subsets are also S -cuts:

$$C_1 \cap \bar{C}_2 \cap \bar{C}_3, \quad \bar{C}_1 \cap C_2 \cap \bar{C}_3, \quad \bar{C}_1 \cap \bar{C}_2 \cap C_3.$$

Hence the capacity of the cut defined by each of them is at least λ . So, Lemma 3 implies that $c(C_1 \cap C_2 \cap C_3) = 0$. Given this equality, $C_1 \cap C_2 \cap C_3 \neq \emptyset$ would imply that G is disconnected – a contradiction. \square

2.2 Tight and Loose mincuts

We now introduce the notion of tight and loose mincuts that will be used crucially in this article.

Definition 12 (Tight and loose mincut from s to t). *Let (A, \bar{A}) be any (s, t) -mincut. It is said to be a tight mincut from s to t if it does not dominate any other (s, t) -mincut, and a loose mincut from s to t if it is not dominated by any other (s, t) -mincut.*

Observe that the intersection (as well as the union) of any two (s, t) -mincuts is always a (s, t) -cut. So Lemma 2 implies that the family of (s, t) -mincuts is closed under intersection and union operations. Therefore, the tight (likewise the loose) mincut from s to t exists and is unique – the intersection (likewise the union) of all (s, t) -mincuts is the *tight* (likewise the *loose*) (s, t) -mincut. The tight and the loose mincuts are sometimes called the nearest and the farthest mincuts respectively. We use $N(s, t)$ and $F(s, t)$ to denote respectively the tight and the loose mincut from s to t . The following lemma, whose proof is an easy exercise, states the relationship between tight and loose mincuts.

Lemma 5. *$N(s, t)$ is the opposite cut of $F(t, s)$.*

Let S_1 and S_2 be any pair of disjoint subsets of S . The tight (likewise the loose) mincut from s to t gets extended, in a seamless manner, to the tight (likewise the loose) mincut from S_1 to S_2 (refer to Definition 10 and the paragraph that follows it). We now state a couple of lemmas about the tight and the loose S -mincuts.

Lemma 6. *Let $(S_1, \overline{S_1})$ be a valid cut of S , and let (B, \overline{B}) be the tight mincut from S_1 to $\overline{S_1}$. If (A, \overline{A}) is any S -mincut that divides B , (A, \overline{A}) must divide S_1 as well.*

Proof. We present a proof by contradiction. Suppose (A, \overline{A}) does not divide S_1 . Without loss of generality, assume that $S_1 \subseteq A \cap S$ (otherwise replace A with \overline{A}). So the cut defined by $A \cap B$ is an S -cut. Also, observe that $(A \cup B) \cap S = A \cap S$ because $B \cap S = S_1$ and $S_1 \subseteq A \cap S$. Hence, the cut defined by $A \cup B$ is also an S -cut as well. So it follows from Lemma 2 that $A \cap B$ and $A \cup B$ define S -mincuts. Notice that the S -cut associated with the cut defined by $A \cap B$ is $(S_1, \overline{S_1})$. However, $A \cap B$ is a proper subset of B since the cut defined by A divides B . This would contradict that (B, \overline{B}) is the tight mincut from S_1 to $\overline{S_1}$. \square

Lemma 6 leads to crucial insights on the tight and loose S -mincuts as stated in the following lemma.

Lemma 7. *Let $(S_1, \overline{S_1})$ be any valid cut of S . The following assertions hold.*

1. *If a valid cut $(S_2, \overline{S_2})$ dominates cut $(S_1, \overline{S_1})$, then $N(S_2, \overline{S_2})$ dominates $N(S_1, \overline{S_1})$, and $F(S_2, \overline{S_2})$ dominates $F(S_1, \overline{S_1})$.*
2. *If $(S_1, \overline{S_1})$ is an indivisible valid cut of S , then no S -mincut can divide $N(S_1, \overline{S_1})$.*

Proof. We first prove assertion (1). Let $B \subset V$ define $N(S_1, \overline{S_1})$, and $A \subset V$ define $N(S_2, \overline{S_2})$. Observe that (A, \overline{A}) does not divide S_1 since $S_1 \subset S_2 \subseteq A$. Hence, it follows from Lemma 6 that (A, \overline{A}) does not divide B . However, $A \cap B \neq \emptyset$ since $S_1 \subseteq B$ and $S_1 \subset A$. So $B \subseteq A$. But $B = A$ is ruled out because $S_2 \subseteq A$ and $S_2 \not\subseteq B$. Therefore, $B \subset A$. So $N(S_2, \overline{S_2})$ dominates $N(S_1, \overline{S_1})$. Similarly, exploiting the relationship between tight and loose mincuts from Lemma 5, we can prove that $F(S_2, \overline{S_2})$ dominates $F(S_1, \overline{S_1})$. This completes the proof of assertion (1).

We now prove assertion (2). Let (A, \overline{A}) be any S -mincut. Observe that (A, \overline{A}) cannot divide S_1 since $(S_1, \overline{S_1})$ is an indivisible valid cut of S . So, Lemma 6 implies that (A, \overline{A}) cannot divide $N(S_1, \overline{S_1})$. \square

2.3 Parallel, Laminar, and Crossing cuts

Definition 13 (Pair of crossing cuts). *Let \mathcal{X} be any family of cuts. Two cuts (A, \overline{A}) and $(A', \overline{A'})$ from \mathcal{X} are said to cross each other if each of the 4 corner sets, that is, $A \cap A'$, $A \setminus A'$, $A' \setminus A$, $\overline{A} \cap \overline{A'}$ are non-empty. If two cuts do not cross each other, they are said to be parallel to each other.*

An alternative way to define a pair of parallel cuts is the following. Two cuts (A, \overline{A}) and $(A', \overline{A'})$ are parallel to each other if one of A and \overline{A} is a subset of one of A' and $\overline{A'}$. We can use Definition 13 to classify all cuts of a family as follows.

Definition 14 (Laminar and crossing cuts). *Let \mathcal{X} be a family of cuts. A cut in \mathcal{X} is said to be a laminar cut if every other cut of \mathcal{X} is parallel to it. A cut that is not laminar is called a crossing cut.*

A family of cuts is said to be a laminar family if each cut in the family is a laminar cut. Let \mathcal{X} be a laminar family of cuts of a set Z . Let $\mathcal{Z}(\mathcal{X})$ be the family of subsets of Z that define the cuts of Z . Note that the subset of vertices that define a cut can also be used to implicitly represent the opposite cut. So if a cut and its opposite cut are both present in \mathcal{X} , we keep exactly one of the

corresponding subsets of vertices defining them in $\mathcal{Z}(\mathcal{X})$. Let A and A' be any two sets belonging to $\mathcal{Z}(\mathcal{X})$. It follows from the discussion preceding Definition 14 that either $A \cap A' = \emptyset$ or one of them contains the other. Hence $\mathcal{Z}(\mathcal{X})$ is a laminar set family. It is a folklore that a laminar set family defined over a set Z has size $\mathcal{O}(|Z|)$. So, the following lemma provides an upper bound on the size of a laminar cut family defined over a set.

Lemma 8. *A laminar cut family defined over a set Z has size $\mathcal{O}(|Z|)$.*

The following lemma can be easily proved using the fact that (s, t) -mincuts are closed under intersection and union.

Lemma 9. *$N(s, t)$ (likewise $F(s, t)$) is a laminar cut in the family of (s, t) -mincuts.*

We now define another family of cuts called a *crossing family*.

Definition 15 (crossing family of cuts). *A family of cuts \mathcal{X} is said to be a crossing family if for any pair (A, \bar{A}) and (A', \bar{A}') of crossing cuts in \mathcal{X} , the following properties hold:*

1. *Each of the 4 corner sets defined by (A, \bar{A}) and (A', \bar{A}') also define a cut belonging to \mathcal{X} .*
2. *The cut defined by $(A \setminus A') \cup (A' \setminus A)$ does not belong to \mathcal{X} .*

Observe that a laminar cut family is vacuously a crossing family. The set of all (s, t) -mincuts does not form a crossing family unless there is no crossing pair of (s, t) -mincuts in G . However, the set of all global mincuts always forms a crossing family (a simple exercise that uses Lemma 2). Two S -mincuts (A, \bar{A}) and (A', \bar{A}') are said to S -cross each other if each of the four corner subsets defined by A and A' also defines an S -cut. Along similar lines as the global mincuts, it can be shown that if (A, \bar{A}) S -crosses (A', \bar{A}') , each of the four corner subsets defines an S -mincut, and $(A \setminus A') \cup (A' \setminus A)$ does not define an S -mincut. This leads to the following lemma.

Lemma 10 (S -crossing lemma [DV00]). *The set of all valid cuts of S is a crossing family.*

Consider any pair of vertices $u, v \in S$ separated by at least one valid cut of S . Let (S_1, \bar{S}_1) and (S_2, \bar{S}_2) be any two valid cuts of S with $u \in S_1, S_2$ and $v \in \bar{S}_1, \bar{S}_2$. It follows from Lemma 10 that $S_1 \cap S_2$ defines a valid cut of S with $u \in S_1 \cap S_2$ and $v \in \bar{S}_1 \cup \bar{S}_2$. Therefore, the notion of tight mincut from u to v gets extended to the tight valid cut from u to v in a seamless manner. So, along the lines of Lemma 9, we can derive the following lemma.

Lemma 11. *Let $u, v \in S$ be separated by at least one valid S -cut. The tight (likewise loose) valid cut of S from u to v exists, is unique, and is a laminar cut in the family of all valid S -cuts.*

Lemma 11 plays a crucial role in the construction of a t -cactus that stores all valid cuts of S (refer to Appendix A). The following lemma states an interesting property for certain pairs of S -mincuts.

Lemma 12 (Lemma 2.1(i) [DV00]). *Let (A, \bar{A}) and (B, \bar{B}) be any two S -mincuts such that $A \cap B$ and $A \cup B$ define S -cuts. There can not be any edge between $A \setminus B$ and $B \setminus A$.*

Proof. Lemma 2 implies that $A \cap B$ and $A \cup B$ define S -mincuts. Merge all Steiner vertices of the set $A \cap B$ to form the source vertex s and all Steiner vertices of the set $\bar{A} \cap \bar{B}$ to form the sink vertex t . Observe that both $A \cap B$ and $A \cup B$ define (s, t) -mincuts in the resulting graph. So it follows from Lemma 1 that there is no edge between $A \setminus B$ and $B \setminus A$. \square

3 Properties and terminologies of a Balanced DAG and a t -Cactus

3.1 A single-source single-sink balanced DAG

We begin with the following property.

Lemma 13. *Let $\vec{\mathcal{G}}$ be any single-source single-sink balanced DAG.*

1. *For each edge (u, v) in $\vec{\mathcal{G}}$, there exists a path from the source to the sink passing through it.*
2. *The indegree of the sink in $\vec{\mathcal{G}}$ is the same as the outdegree of the source.*

Proof. Proof for (1): Suppose we start traversing $\vec{\mathcal{G}}$ starting from v . For each newly visited vertex $y \neq t$, there must always be an outgoing edge due to Property (b) of the DAG (see Definition 1). Therefore, we shall be able to leave y along some edge. Moreover, we shall never visit a vertex again since $\vec{\mathcal{G}}$ is a DAG. So the traversal is bound to terminate at t after a finite of steps. The sequence of edges traversed constitutes a path, say Q_v from v to t . Along exactly similar lines, we can show that there is a path, say Q_u from source to u . Q_u and Q_v can not intersect since $\vec{\mathcal{G}}$ is a DAG. So Q_u concatenated with edge (u, v) and Q_v is a path that originates from s , passes through (u, v) , and terminates at t .

Proof for (2): It follows from the proof for (1) that there always exists a path, say Q , in $\vec{\mathcal{G}}$ that originates from s and terminates at t . If we remove each edge of this path, observe that indegree of the sink as well as outdegree of the source decreases by 1, and indegree and outdegree of every other vertex on the path Q decreases by 1. So the resulting graph is still a single-source single-sink balanced DAG. Using this observation, the validity of Assertion (2) can be established through an easy proof by induction on the number of edges. \square

For any given single-source single-sink balanced DAG $\vec{\mathcal{G}}$, let \mathcal{G} be the undirected graph obtained from $\vec{\mathcal{G}}$ by removing the direction of each of its edges. We call \mathcal{G} the *undirected analogue* of $\vec{\mathcal{G}}$. Interestingly, the structure of $\vec{\mathcal{G}}$ is so rich that the direction of its edges is *redundant* as shown by the following lemma.

Lemma 14. *There exists an $\mathcal{O}(m)$ time algorithm that can construct $\vec{\mathcal{G}}$ from \mathcal{G} .*

Proof. The algorithm *simulates* the classical $\mathcal{O}(m)$ time algorithm by Kahn [Kah62] that computes a topological ordering of a DAG with m edges. Once we have the topological ordering of $\vec{\mathcal{G}}$, we can determine the direction of each edge of \mathcal{G} in $\vec{\mathcal{G}}$ in $\mathcal{O}(1)$ time. Recall that the algorithm by Kahn [Kah62] maintains a queue \mathcal{Q} storing vertices of in-degree 0, and iterates the following step until \mathcal{Q} becomes empty.

Perform Dequeue operation on \mathcal{Q} , let w be the vertex returned by this operation. Remove all outgoing edges of w , decrement the in-degree of each neighbor of w by 1. As a result, if the indegree of any neighbor of w becomes 0, we insert that neighbor into the queue \mathcal{Q} .

We initialize \mathcal{Q} to store the source vertex s . The only challenge in implementing the algorithm of Kahn [Kah62] is to detect the moment when the indegree of a vertex becomes 0. We overcome this challenge as follows.

For each vertex v in \mathcal{G} , let $d(v)$ be the number of edges incident on it. We compute $d(v)$ for all $v \in \mathcal{G}$ in $\mathcal{O}(m)$ time in the beginning. We keep a variable $d'(v)$ for each vertex v (other than s and t) that stores the number of edges incident on it at any stage during the algorithm. We initialize $d'(v)$ to $d(v)$. Every time v loses an edge incident on it, we decrement $d'(v)$ by 1. Note that each such edge is an incoming edge of v in $\vec{\mathcal{G}}$. Therefore, once $d'(v) = d(v)/2$, v has lost all incoming edges in $\vec{\mathcal{G}}$ and is ready for insertion into queue \mathcal{Q} . \square

We shall use $\overleftarrow{\mathcal{G}}$ to denote the balanced DAG obtained by reversing the direction of each edge in $\overrightarrow{\mathcal{G}}$. Observe that \mathcal{G} is also the undirected analogue of the DAG $\overleftarrow{\mathcal{G}}$ with the roles of the source and the sink reversed. The following concept, though coined by Dinitz and Vainshtein [DV94] in the context of locally orientable graphs, was implicit in the work of Picard and Queyranne [PQ82] on the characterization of (s, t) -mincuts.

Definition 16 (Reachability cone). *Let \mathcal{G} be the undirected analogue of a single-source single-sink balanced DAG. Let x be any vertex other than the source and the sink. The reachability cone of x in \mathcal{G} in the direction of the sink is defined as the set of all vertices that are reachable from x in $\overrightarrow{\mathcal{G}}$. We denote it by $\mathcal{R}_t(x)$. The reachability cone of x in the direction of the source, is defined similarly in $\overleftarrow{\mathcal{G}}$, and is denoted by $\mathcal{R}_s(x)$.*

Refer to Figure 6 that illustrates the undirected analogue of a balanced DAG and the reachability cone.

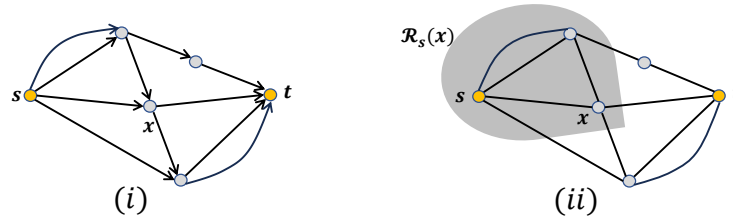


Figure 6: (i) A balanced DAG with source s and sink t . (ii) the undirected analogue and a reachability cone.

The following lemma is immediate from the DAG structure of $\overrightarrow{\mathcal{G}}$ and the definition of $\mathcal{R}_s(x)$.

Lemma 15. *Let $\overrightarrow{\mathcal{G}}$ be any balanced DAG with source s and sink t .*

1. *There is no edge entering $\mathcal{R}_s(x)$ in $\overrightarrow{\mathcal{G}}$.*
2. *For any two vertices x and y in \mathcal{G} , $y \in \mathcal{R}_s(x)$ and $x \in \mathcal{R}_s(y)$ can not hold simultaneously.*

3.2 A t -cactus

We described t -cactus in the Introduction. Henceforth, we shall use *nodes* and *structural edges*, respectively, for vertices and edges of a t -cactus. A path is said to *pass through a cycle* in a t -cactus if it shares at least one edge with the cycle. A node in a t -cactus is called a cycle node if it belongs to a cycle; otherwise it is called a tree node. A tree node with degree 1 is called a leaf node. Figure 7 illustrates a t -cactus.

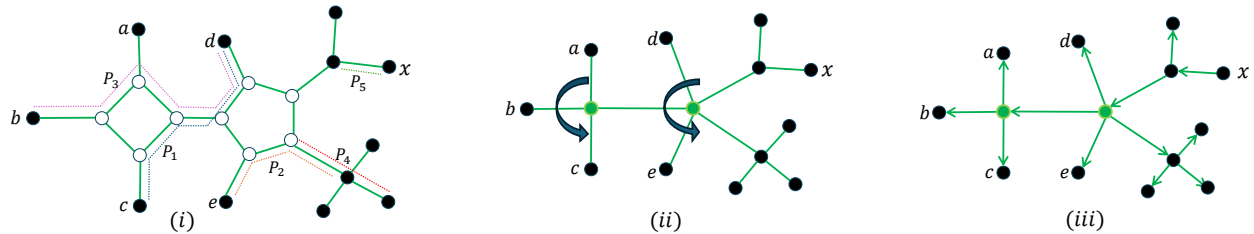


Figure 7: (i) \mathcal{H} , (ii) the tree $t(\mathcal{H})$, (iii) tree rooted at x .

Definition 17 (Proper path). *A path in a t -cactus is said to be a proper path if it shares exactly one structural edge with each cycle it passes through.*

Refer to Figure 7(i). Paths P_1, P_2, P_4 , and P_5 are proper paths, but P_3 is not a proper path. There is a proper path between c and d , but there is no proper path between c and x . Observe that there can be at most one proper path between any pair of nodes in a t -cactus. We now define the *intersection* of two paths in a t -cactus.

Definition 18 (Intersection of two paths). *Two paths in a t -cactus are said to intersect if they share a tree edge or if there is a cycle that shares edge(s) with each of them. In the former case, the paths are said to intersect at a tree edge, and in the latter case, the paths are said to intersect at a cycle.*

Refer to Figure 7(i). Path P_1 intersects P_2 , but does not intersect P_4 or P_5 . P_2 intersects P_4 .

3.3 A tree data structure for storing a t -cactus

Dinitz and Westbrook [DW98] described a compact data structure for a cactus. We describe an even simpler data structure for a t -cactus. Let $t(\mathcal{H})$ be the tree transformed into a t -cactus \mathcal{H} . Interestingly, $t(\mathcal{H})$ with suitable augmentation serves as a data structure for \mathcal{H} as follows.

1. We root $t(\mathcal{H})$ on any leaf vertex.
2. Consider a vertex in $t(\mathcal{H})$ at which a cycle is implanted during its transformation into \mathcal{H} . For each such vertex, we arrange its children in the rooted $t(\mathcal{H})$ in the order defined by the cycle. This ordering captures the cycle completely. Refer to Figure 7.
3. We augment $t(\mathcal{H})$ with the data structure that can answer any LCA query in $\mathcal{O}(1)$ time [BF04].

We define a mapping f from the set of nodes of \mathcal{H} to the set of vertices of $t(\mathcal{H})$ as follows. Let ν be any node in \mathcal{H} . If ν is a tree node, it is also present in \mathcal{H} , so $f(\nu) = \nu$. If ν belongs to a cycle, say O , $f(\nu)$ is the vertex in $t(\mathcal{H})$ at which O is implanted. Let ν and ν' be any pair of nodes in \mathcal{H} . Observe that all paths between ν and ν' in \mathcal{H} are represented by the unique path between $f(\nu)$ and $f(\nu')$ in $t(\mathcal{H})$.

It is a simple exercise to show that it takes $\mathcal{O}(1)$ LCA queries to determine whether any two given paths in a tree share any vertex or any edge. Using this, we can efficiently determine if two paths in \mathcal{H} intersect as follows.

Let P_1 and P_2 be any pair of paths in \mathcal{H} , and let $f(P_1)$ and $f(P_2)$ be the corresponding paths in $t(\mathcal{H})$. If $f(P_1)$ and $f(P_2)$ do not share any vertex, P_1 and P_2 do not intersect. If $f(P_1)$ and $f(P_2)$ share at least one edge, P_1 and P_2 surely intersect. These inferences exploit the fact that $t(\mathcal{H})$ is a quotient graph of \mathcal{H} . The only case, that is left, is the case when $f(P_1)$ and $f(P_2)$ share exactly one vertex, say v . If a cycle is not implanted at v , surely P_1 and P_2 do not intersect. If a cycle is implanted at v , there are two subcases as follows. If v is an internal vertex on $f(P_1)$ as well as $f(P_2)$, P_1 and P_2 intersect. If v is an endpoint of one or both of $f(P_1)$ and $f(P_2)$, we need to determine whether P_1 and P_2 share an edge with the cycle implanted at v . The latter information can be determined in $\mathcal{O}(1)$ time. Considering all the cases, we can state the following lemma.

Lemma 16. *There exists a data structure for t -cactus \mathcal{H} , occupying space of the order of \mathcal{H} , that can determine in $\mathcal{O}(1)$ time whether a path between a given pair of nodes in \mathcal{H} intersects a path between another pair of nodes.*

3.4 Cuts in a t -cactus

The edge-set of a minimal cut consists of either a tree edge or any two edges belonging to the same cycle. Let e be an edge of a cactus \mathcal{H} . e is said to define a minimal cut in \mathcal{H} if e belongs to the edge-set of the cut. If e is a tree edge, there are 2 minimal cuts in \mathcal{H} defined by e , and they are

opposite to each other. If e is a cycle edge, e defines $k - 1$ pairs of opposite minimal cuts in \mathcal{H} , where k is the number of edges in the cycle. The following lemma states an easy way to classify the minimal cuts of a cactus into laminar cuts and crossing cuts. Its proof is a simple exercise based on the structure of t -cactus and Definition 14.

Lemma 17 (Laminar and crossing cuts in t -cactus). *A minimal cut defined by a tree edge or a pair of adjacent edges of a cycle in the t -cactus is a laminar cut; otherwise, it is a crossing cut.*

For better readability, we shall draw figures involving the t -cactus storing Steiner vertices. Kindly refer to Figure 8 for the notations used in the figures in the rest of the article.

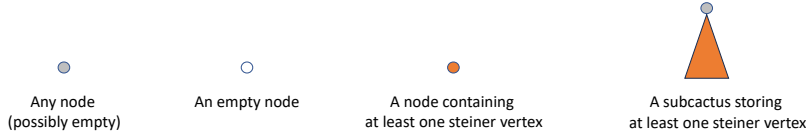


Figure 8: Notations used in the figures in this article.

4 Existing data structures for various mincuts

In this section, we describe structures that store and characterize all (s, t) -mincuts and all valid cuts of a Steiner set. On a few occasions, we shall use the inverse of a mapping stated formally in the following definition.

Definition 19 (Inverse of a mapping). *Let $h : X \rightarrow Y$ be any mapping. For any subset $W \subseteq Y$, we define $h^{-1}(W)$ to be $\{x \in X \mid h(x) \in W\}$.*

4.1 A balanced DAG that stores all (s, t) -mincuts

For storing and characterizing all (s, t) -mincuts, Dinitz and Vainsthein [DV94, DV00] introduced a structure, called *strip*, using the concept of locally orientable graphs. We present a more gentle exposure of a strip using the concept of balanced DAG and maximum (s, t) -flow.

Let us consider the quotient graph of G induced by all (s, t) -mincuts. We use bold letters to denote the vertices of this graph. The two vertices of the quotient graph, to which s and t are mapped, are called the terminals, denoted by \mathbf{s} and \mathbf{t} respectively. Every other vertex is called a non-terminal. Observe that any (s, t) -mincut in G appears as a (\mathbf{s}, \mathbf{t}) -mincut in this quotient graph. This graph turns out to be the undirected analogue of a balanced DAG with source \mathbf{s} and sink \mathbf{t} as follows.

Let f be any maximum (s, t) -flow in G . The strong duality between (s, t) -maxflow and (s, t) -mincut implies that each edge of any (s, t) -mincut is fully saturated in flow f . Let u and v be any two vertices joined by an edge in G but separated by an (s, t) -mincut. Therefore, edge (u, v) carries a unit flow in f and must be present in the quotient graph (induced by all (s, t) -mincuts). Let $\vec{\mathcal{D}}_{s,t}$ be the graph obtained after directing each edge of the quotient graph in the direction of flow f passing through it. Observe that f also defines a maximum (\mathbf{s}, \mathbf{t}) -flow in $\vec{\mathcal{D}}_{s,t}$ leading to the following lemma.

Lemma 18. *In every maximum (\mathbf{s}, \mathbf{t}) -flow, each edge of $\vec{\mathcal{D}}_{s,t}$ carries a unit flow.*

The following lemma states an important property on the structure of $\vec{\mathcal{D}}_{s,t}$.

Lemma 19. $\vec{\mathcal{D}}_{s,t}$ is a balanced DAG with source \mathbf{s} and sink \mathbf{t} .

Proof. Consider any maximum (\mathbf{s}, \mathbf{t}) -flow in $\vec{\mathcal{D}}_{s,t}$. Suppose $\vec{\mathcal{D}}_{s,t}$ has a cycle. Reducing value of flow on each edge of the cycle keeps the value of flow unchanged but leads to zero flow on some edges of $\vec{\mathcal{D}}_{s,t}$ – a contradiction to Lemma 18. So $\vec{\mathcal{D}}_{s,t}$ must be acyclic. The conservation of flow and Lemma 18 implies that each vertex other than \mathbf{s} or \mathbf{t} in $\vec{\mathcal{D}}_{s,t}$ will have exactly the same number of incoming edges as the number of outgoing edges. Hence $\vec{\mathcal{D}}_{s,t}$ is a balanced DAG. It is easy to observe that \mathbf{s} is the only source and \mathbf{t} is the only sink in this DAG. \square

It follows from Lemma 19 that the quotient graph induced by all (s, t) -mincuts can be viewed as the undirected analogue of balanced DAG $\vec{\mathcal{D}}_{s,t}$ with source \mathbf{s} and sink \mathbf{t} . Let $E(\mathbf{v})$ be the set of edges incident on a non-terminal \mathbf{v} in the quotient graph. $\vec{\mathcal{D}}_{s,t}$ induces a unique balanced partition, called *inherent partition*, of $E(\mathbf{v})$ into 2 subsets – the edges entering \mathbf{v} and the edges leaving \mathbf{v} in $\vec{\mathcal{D}}_{s,t}$. These subsets are called the two sides of the inherent partition of $E(\mathbf{v})$. This leads us to define a *strip*.

Definition 20 (Strip). For any given pair of vertices s and t , the quotient graph induced by all (s, t) -mincuts along with the inherent partition of the set of edges incident on each non-terminal is called a *strip*, denoted by $\mathcal{D}_{s,t}$. We use Φ to denote the mapping from V to the vertices of $\mathcal{D}_{s,t}$.

We now define certain (\mathbf{s}, \mathbf{t}) -cuts in $\mathcal{D}_{s,t}$ that will help in characterizing all (s, t) -mincuts of G .

Definition 21 (Transversal Cut). Let $(\mathbf{U}, \bar{\mathbf{U}})$ be a (\mathbf{s}, \mathbf{t}) -cut in $\mathcal{D}_{s,t}$. $(\mathbf{U}, \bar{\mathbf{U}})$ is said to be a *transversal cut* if there is no edge entering \mathbf{U} in $\vec{\mathcal{D}}_{s,t}$. Alternatively and equivalently, there is no edge entering $\bar{\mathbf{U}}$ in $\overleftarrow{\mathcal{D}}_{s,t}$.

Using Lemma 18 and the strong duality between (s, t) -maxflow and (s, t) -mincut, it is easy to characterize all (s, t) -mincuts of G using strip $\mathcal{D}_{s,t}$ as stated in the following lemma.

Lemma 20. (A, \bar{A}) is a (s, t) -mincut in G if and only if $(\Phi(A), \overline{\Phi(A)})$ is a transversal cut in $\mathcal{D}_{s,t}$.

Proof. Let (s, t) -mincut (A, \bar{A}) appear as (\mathbf{s}, \mathbf{t}) -mincut $(\mathbf{U}, \bar{\mathbf{U}})$ in $\vec{\mathcal{D}}_{s,t}$. Let f be any maximum (\mathbf{s}, \mathbf{t}) -flow in $\vec{\mathcal{D}}_{s,t}$. It follows from Lemma 18 that each edge of cut $(\mathbf{U}, \bar{\mathbf{U}})$ carries a unit flow. Suppose there is an edge entering \mathbf{U} in $\vec{\mathcal{D}}_{s,t}$. Hence $f_{in}(\mathbf{U}) > 0$. Applying conservation of flow, $f_{out}(\mathbf{U}) > \text{value}(f)$. Since $f_{out}(\mathbf{U})$ is upper bounded by capacity of cut $(\mathbf{U}, \bar{\mathbf{U}})$. Hence capacity of $(\mathbf{U}, \bar{\mathbf{U}})$ exceeds $\text{value}(f)$. So $(\mathbf{U}, \bar{\mathbf{U}})$ is not a mincut in $\vec{\mathcal{D}}_{s,t}$ – a contradiction. Hence there is no edge entering \mathbf{U} in $\vec{\mathcal{D}}_{s,t}$. So $(\mathbf{U}, \bar{\mathbf{U}})$ is a transversal cut in $\mathcal{D}_{s,t}$.

Let $(\mathbf{U}, \bar{\mathbf{U}})$ be a transversal cut in strip $\mathcal{D}_{s,t}$. So all edges of this cut are outgoing in $\vec{\mathcal{D}}_{s,t}$. Lemma 18 implies that each edge of the cut is fully saturated in every maximum (\mathbf{s}, \mathbf{t}) -flow. Hence, $(\mathbf{U}, \bar{\mathbf{U}})$ is a (\mathbf{s}, \mathbf{t}) -mincut in $\mathcal{D}_{s,t}$. So it follows from the construction of $\mathcal{D}_{s,t}$ that $(\Phi^{-1}(\mathbf{U}), \Phi^{-1}(\bar{\mathbf{U}}))$ is a (s, t) -mincut in G . \square

Observe that $\{\mathbf{s}\}$ and $V \setminus \{\mathbf{t}\}$ are transversal cuts, and hence define (s, t) -mincuts in G . Consider any non-terminal \mathbf{x} in $\mathcal{D}_{s,t}$. The following lemma states a (s, t) -mincut defined using the reachability cone $\mathcal{R}_s(\mathbf{x})$ (refer to Definition 16).

Lemma 21. $\Phi^{-1}(\mathcal{R}_s(\mathbf{x}))$ defines a (s, t) -mincut in G .

Proof. Lemma 15(1) implies that $\mathcal{R}_s(\mathbf{x})$ defines a transversal cut in $\mathcal{D}_{s,t}$, and hence $\Phi^{-1}(\mathcal{R}_s(\mathbf{x}))$ defines a (s, t) -mincut due to Lemma 20. \square

4.2 A t -cactus that stores all valid cuts of a Steiner set

Dinitz and Nutov [DN], by carrying out an elegant generalization of cactus for global mincuts [EDL76], showed that there exists a t -cactus for every crossing family of cuts. The set of all valid cuts of S is a crossing family as stated in Lemma 10. So there exists a t -cactus that stores and characterizes all valid cuts of S . This result was also stated (without proof) independently by Westbrook [Wes93] and D. Naor as reported in the articles [DV94, DV00].

Theorem 3. *For a given graph G and a Steiner set S , there exists an $\mathcal{O}(|S|)$ size t -cactus $\mathcal{H} = (\mathcal{N}, \mathcal{E})$ with a mapping $\varphi : S \rightarrow \mathcal{N}$ such that*

1. *Each minimal cut in \mathcal{H} defines a valid cut of S as follows. If $\mathcal{A} \subset \mathcal{N}$ defines a minimal cut in \mathcal{H} , then the set $\varphi^{-1}(\mathcal{A})$ defines a valid cut of S .*
2. *For each valid cut $(S_1, \overline{S_1})$ of S , there is at least one minimal cut in \mathcal{H} , say $(\mathcal{A}, \overline{\mathcal{A}})$, that represents it, that is, $\varphi^{-1}(\mathcal{A}) = S_1$.*

There is an elegant 2-stage procedure to build the t -cactus storing all valid cuts of S as stated in Theorem 3. In the first stage, a tree storing all vertices of S is constructed. Any two vertices of S belong to the same node in this tree if there is no valid cut that separates them. However, there may be some internal nodes in this tree that are empty. Each laminar valid cut is represented by a unique edge in this tree. In the second stage, a subset of empty nodes of degree at least 4 is picked suitably in this tree, and a cycle is implanted at each of these nodes. The resulting t -cactus is \mathcal{H} . Each crossing valid cut of S is represented by a unique pair of non-adjacent edges of a cycle in \mathcal{H} . For the sake of completeness, we present this 2-stage construction of \mathcal{H} in Appendix A. However, one only needs to remember the three structural properties of \mathcal{H} , stated in the following Lemma, to understand all the results of this article.

Lemma 22. *The cactus \mathcal{H} as stated in Theorem 3 satisfies the following structural properties.*

- \mathcal{P}_1 : *The set of Steiner vertices mapped to any leaf node in \mathcal{H} defines an indivisible valid cut of S .*
- \mathcal{P}_2 : *Each cycle in \mathcal{H} has at least 4 edges. Each cycle node is empty and has exactly 3 edges incident on it – two edges from the cycle and one tree edge.*
- \mathcal{P}_3 : *If a tree node in \mathcal{H} is empty, its degree must be at least 3. In other words, a tree node with degree 2 must have one or more vertices from S mapped to it.*

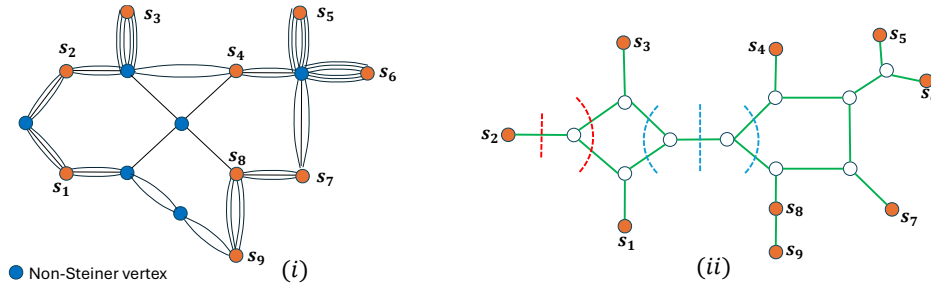


Figure 9: (i) Multigraph G , (ii) the t -cactus \mathcal{H} storing all valid cuts of S .

For the multi-graph G in Figure 9(i), Figure 9(ii) demonstrates the t -cactus \mathcal{H} satisfying properties stated in Lemma 22. Although each crossing valid cut of S is uniquely defined by a pair of non-adjacent edges of a cycle, the same is not necessarily true for a laminar valid cut as stated in the following lemma whose proof is immediate from Property \mathcal{P}_2 .

Lemma 23. *The valid cut of S defined by a pair of adjacent edges of a cycle is the same as the valid cut defined by the tree edge incident on the node common to these edges.*

Note 1. It follows from Lemma 23 that, henceforth, we need to consider only those minimal cuts of \mathcal{H} that are defined by a tree edge or defined by a pair of non-adjacent edges of a cycle.

It also follows from Property \mathcal{P}_2 that a tree edge in \mathcal{H} , say $e = (\nu, \nu')$, can be incident on at most 2 cycles. So it follows from Lemma 23 that the following two are the only cases of multiple cuts in \mathcal{H} representing the same valid cut of S – (1) A tree edge incident on exactly one cycle, (2) A tree edge incident on exactly 2 cycles. Refer to Figure 9(ii). Two red cuts in \mathcal{H} represent the same valid cut of S , and so do the three cyan cuts in \mathcal{H} . We can thus state the following lemma based on the above discussion.

Lemma 24. For each valid cut of S , there are at least 1 and at most 3 minimal cuts in \mathcal{H} that represent it.

Many cacti exist representing the set of all global mincuts or all valid cuts of S . Nagamochi and Kameda [NI00] defined a canonical representation of a cactus, and proved that there is a unique cactus with this representation that stores all global mincuts of G . Recently He, Huang, and Saranurak [HHS24a] designed an algorithm for computing a canonical cactus that stores all valid cuts of S . Their algorithm performs $\mathcal{O}(\text{polylog}|S|)$ calls to an algorithm for (s, t) -maxflow. This cactus can be easily transformed into a t -cactus in $\mathcal{O}(m)$ time.

4.3 Notations for valid cuts of S

\mathcal{H} stores all valid cuts of S . In the following 2 sections, we shall analyse S mincuts associated with these valid cuts. So we introduce notations that will help in compactly representing the subset of S defining any such valid cut. Let $e = (\nu, \mu)$ be a tree edge in \mathcal{H} . Removal of this edge splits \mathcal{H} into two subcacti – one containing ν and another containing μ .

- $S(\nu, e)$: the set of Steiner vertices mapped to the units of the subcactus containing ν .

Observe that $S(\mu, e) = S \setminus S(\nu, e)$. See Figure 10(i). The valid cut defined by $S(\nu, e)$ is the opposite of the valid cut defined by $S(\mu, e)$. Each of them is defined by edge e .

Let $O = \langle \nu_0, e_0, \nu_1, \dots, \nu_{k-1}, e_{k-1}, \nu_k (= \nu_0) \rangle$ be a cycle in \mathcal{H} . Removal of a pair of adjacent edges, say e_{i-1} and e_i , splits \mathcal{H} into two subcacti. We use $S(\nu_i)$ to denote the set of Steiner vertices mapped to the units of the subcactus containing node ν_i . See Figure 10(ii). The following notation will help in compactly representing the subsets of S that define the valid cuts represented by a pair of edges in O .

$$S(\nu_p, \nu_q) = S(\nu_p) \cup S(\nu_{p+1}) \cup \dots \cup S(\nu_q) \quad (\text{here } + \text{ is addition mod } k)$$

Observe that $S(\nu_p, \nu_q) = S \setminus S(\nu_{q+1}, \nu_{p-1})$ and $S(\nu_p, \nu_p) = S(\nu_p)$. The pair of edges e_i and e_j define two valid cuts – one defined by $S(\nu_{i+1}, \nu_j)$ and another, which is its opposite, defined by $S(\nu_{j+1}, \nu_i)$. See Figure 10(iii).

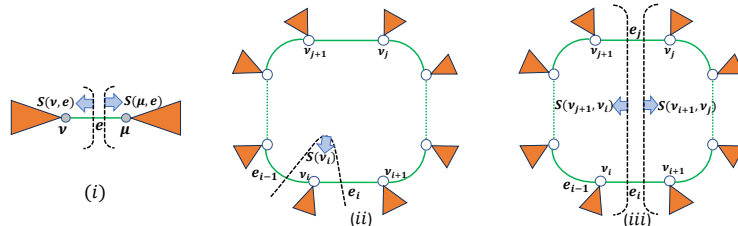


Figure 10: (i) $S(\nu, e)$, (ii) $S(\nu_i)$, (iii) $S(\nu_{i+1}, \nu_j)$ and $S(\nu_{j+1}, \nu_i)$

5 Compact Structure storing all S -Mincuts

Let x be any arbitrary vertex from S . Observe that any S -mincut is also a (x, y) -mincut for some suitably chosen vertex $y \in S \setminus \{x\}$, and hence appears as a transversal cut in the strip $\vec{\mathcal{D}}_{x,y}$. Therefore, a set of $O(|S|)$ strips, each with source vertex x , is sufficient to store and characterize all S -mincuts. Using the adjacency lists of G and the mapping from vertices of G to terminals and non-terminals of a strip, it follows from Lemma 14 that the corresponding strip can be computed in just $\mathcal{O}(m)$ time. So we can state the following lemma.

Lemma 25. *There is a data structure of $\mathcal{O}(|S|n + m)$ space that stores and characterizes all S -mincuts.*

We now begin the journey of designing a more compact structure. Let \mathcal{F} denote the quotient graph of G induced by all S -mincuts. We call vertices of graph \mathcal{F} as units; let Φ be the mapping from the set of vertices of G to the set of units of \mathcal{F} . For any $x, y \in V$, $\Phi(x) = \Phi(y)$ if and only if there is no S -mincut separating x and y . It is a simple exercise based on the discussion preceding Lemma 25 that mapping Φ , and so the quotient graph \mathcal{F} , can be computed in $\mathcal{O}(|S|)$ max-flow computations only. A unit ω of \mathcal{F} is called a Steiner unit if there is at least one Steiner vertex mapped to it, that is, $\Phi^{-1}(\omega) \cap S \neq \emptyset$. Otherwise, we call ω a non-Steiner unit.

In the pursuit of a compact structure storing all S -mincuts, it seems quite natural to explore the relationship between the units of \mathcal{F} and the nodes of \mathcal{H} . This is because \mathcal{H} compactly stores all valid cuts of S . Let u and v be any two Steiner vertices. Observe that u and v belong to the same node of \mathcal{H} if and only if they belong to the same unit in \mathcal{F} . So we can define a mapping, denoted by π henceforth, from the set of Steiner units of \mathcal{F} to the set of nodes of \mathcal{H} as follows – each Steiner unit is mapped to the node in \mathcal{H} that stores all Steiner vertices present in the unit. The most intriguing question is how to map the non-Steiner units in \mathcal{H} . To find an answer to this question, observe that Theorem 3 suggests an alternate way to compactly represent all S -mincuts – For each minimal cut of \mathcal{H} , construct the strip, as follows, that stores all S -mincuts associated with the minimal cut.

Definition 22 (Strip associated with a minimal cut in \mathcal{H}). *Let a minimal cut of \mathcal{H} splits it into two subcuts \mathcal{H}_1 and \mathcal{H}_2 . Let S_1 and S_2 be the sets of Steiner units belonging to \mathcal{H}_1 and \mathcal{H}_2 respectively. The strip $\vec{\mathcal{D}}_{S_1, S_2}$ is the strip associated with the minimal cut.*

Observe that the set of strips associated with all minimal cuts of \mathcal{H} stores and characterizes all S -mincuts. In particular, each S -mincut will appear as a transversal cut in the strip corresponding to the valid cut it defines, which in turn, is represented by at least 1 and at most 3 minimal cuts in \mathcal{H} as stated in Lemma 24. Each Steiner unit will belong to the terminal of the strip depending upon which side of the cut it lies. Each non-Steiner unit will either be merged in one of the terminals of the strip or will appear in a non-terminal of the strip. This motivates us to introduce the following terminologies that will help us understand the role of the non-Steiner units in \mathcal{H} .

Definition 23 (a non-Steiner unit distinguished by a cut). *Let ω be any non-Steiner unit in \mathcal{F} . ω is said to be distinguished by a minimal cut of \mathcal{H} if ω does not belong to any terminal of the strip associated with the minimal cut.*

Based on the above definition, we can classify any non-Steiner unit as follows.

Definition 24 (terminal unit or stretched unit). *ω is called a terminal unit if no minimal cut of \mathcal{H} distinguishes it; otherwise we call ω a stretched unit.*

Let ω be any unit in \mathcal{F} . The following lemma depicts how any terminal unit and a stretched unit appear in the strip associated with a minimal cut.

Lemma 26. *Let $(S_1, \overline{S_1})$ be the valid cut of S associated with a minimal cut in \mathcal{H} , and let $\omega \in \mathcal{F}$. Case ‘ ω is a terminal unit’: ω lies inside $N(S_1, \overline{S_1})$ or ω lies inside $N(\overline{S_1}, S_1)$. Case ‘ ω is a stretched unit’: ω is distinguished by the minimal cut if and only if ω lies outside each of $N(S_1, \overline{S_1})$ and $N(\overline{S_1}, S_1)$, equivalently ω lies inside each of $F(S_1, \overline{S_1})$ and $F(\overline{S_1}, S_1)$.*

Note 2. *We may extend the domain of terminal units to include all Steiner units as well. This is because each Steiner unit belongs to one of the terminals of a strip, and hence is not distinguished by any minimal cut of \mathcal{H} . So we have 2 kinds of classifications of the units of \mathcal{F} – Steiner and non-Steiner units, terminal and stretched units.*

Let us consider any stretched unit. While it may be distinguished by multiple minimal cuts of \mathcal{H} , certain combinations of minimal cuts are forbidden as shown in the following lemma.

Lemma 27. *Let $\omega \in \mathcal{F}$ be any stretched unit.*

1. ω can be distinguished by at most 2 laminar cuts of a cycle in \mathcal{H} .
2. ω cannot be distinguished by any pair of crossing cuts in \mathcal{H} .

Proof. For assertion (1), let $O = \langle \nu_0, e_0, \nu_1 \dots \nu_{k-1}, e_{k-1}, \nu_k (= \nu_0) \rangle$ be a cycle in \mathcal{H} . Any laminar cut in the cycle is defined by a pair of adjacent edges. Suppose there are three cuts defined by pairs of adjacent edges (e_{i-1}, e_i) , (e_{j-1}, e_j) , and $(e_{\ell-1}, e_\ell)$ that distinguish ω . Observe that each of S_{ν_i}, S_{ν_j} , and S_{ν_ℓ} are pairwise disjoint. Let C_1, C_2 , and C_3 be the subsets of vertices that define $F(S_{\nu_i}, \overline{S_{\nu_i}})$, $F(S_{\nu_j}, \overline{S_{\nu_j}})$, and $F(S_{\nu_\ell}, \overline{S_{\nu_\ell}})$ respectively. It follows from Lemma 26 that $\omega \in C_1 \cap C_2 \cap C_3$. However, notice that the subsets of Steiner vertices present in C_1, C_2 , and C_3 are pairwise disjoint. So Lemma 4 implies that $C_1 \cap C_2 \cap C_3 = \emptyset$. This contradicts $\omega \in C_1 \cap C_2 \cap C_3$.

For assertion (2), consider any pair of crossing cuts in \mathcal{H} that distinguish ω . Let $(S_1, \overline{S_1})$ and $(S_2, \overline{S_2})$ be the valid cuts corresponding to these cuts. Let $(A, \overline{A}) = F(S_1, \overline{S_1})$, and $(A', \overline{A'}) = F(\overline{S_1}, S_1)$. Lemma 26 implies that $\omega \in A$ and $\omega \in A'$. Similarly, let $(B, \overline{B}) = F(S_2, \overline{S_2})$ and $(B', \overline{B'}) = F(\overline{S_2}, S_2)$. Again Lemma 26 implies that $\omega \in B$ and $\omega \in B'$. We define C_1, C_2 , and C_3 as follows.

$$C_1 = A' \cap B, \quad C_2 = A \cap B, \quad C_3 = A \cap B'.$$

Observe ω is present in each of C_1, C_2 , and C_3 . So $\omega \in C_1 \cap C_2 \cap C_3$. Moreover, each of them defines a S -cut since the cuts in \mathcal{H} corresponding to $(S_1, \overline{S_1})$ and $(\overline{S_1}, S_1)$ form a crossing pair of cuts. So it follows from Lemma 2 that each of them defines a S -mincut. The subsets of Steiner vertices present in each of C_1, C_2, C_3 are $S_2 \setminus S_1, S_1 \cap S_2, S_1 \setminus S_2$ respectively, and it is easy to verify that they are pairwise disjoint. So Lemma 4 implies that $C_1 \cap C_2 \cap C_3 = \emptyset$. This contradicts $\omega \in C_1 \cap C_2 \cap C_3$. \square

5.1 Mapping a non-Steiner terminal unit in \mathcal{H}

Recall that each Steiner unit of \mathcal{F} is mapped to a unique node in \mathcal{H} . Interestingly, we can also map each non-Steiner terminal unit to a unique empty node in \mathcal{H} as shown by the following theorem.

Theorem 4. *For any non-Steiner terminal unit ω , there exists a unique tree node ν in \mathcal{H} with the following property. Let \mathcal{H}_1 and \mathcal{H}_2 be the two subcacti defined by any minimal cut of \mathcal{H} , and let $(S_1, \overline{S_1})$ be the corresponding valid cut of S such that the vertices of S_1 are mapped to the nodes of \mathcal{H}_1 ,*

- *If ν belongs to \mathcal{H}_1 , ω belongs to the source node in the strip corresponding to $(S_1, \overline{S_1})$.*
- *If ν belongs to \mathcal{H}_2 , ω belongs to the sink node in the strip corresponding to $(S_1, \overline{S_1})$.*

We now provide the overview of an algorithmic proof of Theorem 4. Definition 24 of a terminal unit suggests that we can assign a direction to each tree edge depending upon the side of the cut on which ω is lying. For each tree node, we show that there will be at most one outgoing edge. For each cycle, we show that there exists a unique tree edge incident on it which will be directed *outward* and the rest will be directed *inward* only. So we can effectively compress each cycle into a single node and this node will have exactly one outgoing edge. Traversing this directed tree starting from any leaf node, we are bound to reach a unique internal node with no outgoing edge. We show that this node will be the node ν for ω in Theorem 4.

With the overview given above, we begin with assigning *direction* to each tree edge in \mathcal{H} as follows. Let $e = (\nu, \mu)$ be any tree edge, and let $S' = S(\nu, e)$. It follows from Lemma 26 that either ω lies inside $N(S', \overline{S'})$ or ω lies inside $N(\overline{S'}, S')$. If ω lies inside $N(S', \overline{S'})$, we direct e from μ to ν ; otherwise we direct e from ν to μ . The following lemma states that the direction of an edge incident on a leaf node in \mathcal{H} will always be directed away from the leaf node.

Lemma 28. *If μ is a leaf node in \mathcal{H} , and ν is its neighbor, (μ, ν) is directed from μ to ν .*

Proof. Let $e = (\mu, \nu)$, and let $S_1 = S(\mu, e)$. It is given that μ is a leaf node in \mathcal{H} . So Property P_1 of \mathcal{H} (Lemma 22) implies that the Steiner unit mapped to μ defines an indivisible valid cut of S . So it follows from Lemma 7 (2) that there does not exist any S -mincut that splits $N(S_1, \overline{S_1})$. Note that there exists a S -mincut that separates μ and ω since both μ and ω are distinct units in \mathcal{F} . Therefore, ω must lie outside $N(S_1, \overline{S_1})$. This fact in conjunction with Lemma 26 implies that ω must lie inside $N(\overline{S_1}, S_1)$. Hence e is directed from μ to ν . \square

We now state a lemma that will be used to determine the direction of any other tree edge in \mathcal{H} .

Lemma 29. *Let $(S_1, \overline{S_1})$ be a valid cut of S , and let ω lies inside $N(S_1, \overline{S_1})$. Let $e = (\nu, \mu)$ be any tree edge in \mathcal{H} , and $S_2 = S(\nu, e)$. If $S_1 \subset S_2$, e is directed from μ to ν .*

Proof. It follows from Lemma 7(1) that $N(S_2, \overline{S_2})$ dominates $N(S_1, \overline{S_1})$ since $S_1 \subset S_2$. Therefore, ω lies inside $N(S_2, \overline{S_2})$ since it is given that ω lies inside $N(S_1, \overline{S_1})$. So e is directed from μ to ν . \square

The following lemma states that any tree node in \mathcal{H} cannot have multiple outgoing edges in \mathcal{H} .

Lemma 30. *There will be at most one outgoing edge for any tree node in \mathcal{H} .*

Proof. Let μ be any tree node in \mathcal{H} . Let us suppose there are two edges, namely, $e_1 = (\mu, \nu_1)$ and $e_2 = (\mu, \nu_2)$ directed outwards from μ . Let $S_1 = S(\nu_1, e_1)$, and $S_2 = S(\mu, e_2)$. Given that e_1 is directed from μ to ν_1 , ω belongs to source node of strip corresponding to $(S_1, \overline{S_1})$. μ is a tree node, so it follows from Property P_3 of \mathcal{H} (Lemma 22) that $S_1 \subset S_2$. So it follows from Lemma 29 that e_2 must be directed from ν_2 to μ – a contradiction. \square

Let $O = \langle \nu_0, e_0, \nu_1, \dots, \nu_{k-1}, e_{k-1}, \nu_k (= \nu_0) \rangle$ be any cycle in \mathcal{H} . It follows from property P_2 of \mathcal{H} (Lemma 22) that each node of O has exactly one tree edge incident on it. We now analyze how these tree edges are assigned directions. We recommend the reader to recall the notations for valid cuts of S described in Section 4.3. For the sake of brevity, we shall use S_i to denote $S(\nu_i)$ and use $S_{i,j}$ to denote $S(\nu_i, \nu_j)$ for any $0 \leq i, j \leq k-1$. We define $\text{SIZE}(S_{p,q})$ as the number of cycle nodes in sequence $\langle \nu_p, \nu_{p+1}, \dots, \nu_q \rangle$, where $+$ is addition mod k .

Lemma 31. *There is a unique $0 \leq q \leq k-1$ such that ω lies inside $N(S_q, \overline{S_q})$.*

Proof. Let us begin with any crossing cut in the cycle O . Without loss of generality, assume that it is defined by e_0 and e_ℓ with $1 < \ell < k - 1$. Using Lemma 26 and without loss of generality, suppose ω lies inside $N(S_{1,\ell}, S_{\ell+1,0})$. Notice that $\text{SIZE}(S_{1,\ell}) = \ell$. We now describe a procedure to compute the desired q .

Let $(A, \overline{A}) = N(S_{1,\ell}, S_{\ell+1,0})$, so $\omega \in A$. Pick a cut in \mathcal{H} that crosses the cut defined by e_0 and e_ℓ . Let it be defined by e_i and e_j with $1 \leq i < \ell$ and $\ell < j \leq k - 1$. Let $(B, \overline{B}) = N(S_{i+1,j}, S_{j+1,i})$ and $(B', \overline{B}') = N(S_{j+1,i}, S_{i+1,j})$. Lemma 26 implies that $\omega \in B$ or $\omega \in B'$ since ω is a terminal unit. Suppose $\omega \in B$. Lemma 2 implies that $A \cap B$ defines a S -mincut. This mincut belongs to the bunch defined by e_i and e_ℓ . Notice that $\omega \in A \cap B$. Therefore, ω lies outside $N(S_{\ell+1,i}, S_{i+1,\ell})$. Hence, ω lies inside $N(S_{i+1,\ell}, S_{\ell+1,i})$. If $\ell = i + 1$, we are done and $q = \ell$; else e_i and e_ℓ define a crossing cut. If ω belongs to B' , using similar arguments as given above, we can infer that $\omega \in N(S_{1,i}, S_{i+1,0})$. If $i = 1$, we are done and $q = 1$; else e_0 and e_i define a crossing cut.

Observe that $\text{SIZE}(S_{i+1,\ell})$ as well as $\text{SIZE}(S_{1,i})$ is strictly less than ℓ , which is $\text{SIZE}(S_{1,\ell})$. This is because $1 \leq i < \ell$. So, after repeating the above procedure a fixed number of times, we are bound to find $1 \leq q \leq \ell$ such that ω lies inside $N(S_q, \overline{S_q})$. \square

Lemma 32. *There is exactly one node of the cycle O such that the tree edge incident on it will be directed away from it.*

Proof. Using Lemma 31, let ν_q with $0 \leq q \leq k - 1$ be the unique node of the cycle such that ω lies inside $N(S_q, \overline{S_q})$. Let $e = (\nu_q, \mu)$ be the tree edge incident on ν_q , and let $S' = S(\mu, e)$. It follows from Lemma 23 that the bunch associated with the two cycle-edges e_{q-1} and e_q incident on ν_q is the same as the bunch associated with the tree edge e . Therefore, S' is the same as S_q . Hence ω lies inside $N(S', \overline{S'})$. So e will be directed from ν_q to μ .

Now consider any other node ν_j in the cycle with $j \neq q$. Let $e = (\nu_j, \mu')$ be the tree edge incident on ν_j . Let $S'' = S(\nu_j, e)$. Observe that $S' \subset S''$. So it follows from Lemma 29 that e must be directed from μ' to ν_j . This completes the proof. \square

It follows from Lemma 32 that each cycle in \mathcal{H} has precisely one tree edge incident on it which is directed away from it. So we may as well compress each cycle of \mathcal{H} into a single node. Since \mathcal{H} is a t -cactus, what we get will be a tree with the following properties.

1. The edge from each leaf node is directed away from the leaf node.
2. Each node representing a compressed cycle has exactly one outgoing edge.
3. Every other internal node has at most one outgoing edge.

In this tree, if we start traversing from any node and keep following the outgoing edge of each node, we are bound to stop eventually at a node with no outgoing edge. This is because there is no cycle in the tree. Due to Properties (1) and (2) stated above, this node can neither be a compressed cycle node nor a leaf node. So, there exists an internal tree node in \mathcal{H} with no outgoing edge. Moreover, there will be exactly one such node in \mathcal{H} as follows. Suppose there exist two nodes, say ν and μ , with no outgoing edge. Consider the path, ignoring directions, in the tree between ν and μ . Each intermediate node on this path is either an internal tree node or a compressed cycle node. Observe that the first edge and the last edge of this path are in opposite directions. So there must exist a node on this path with two outgoing edges – a contradiction to Lemma 30 if the node is a tree node or contradiction to Property (2) if the node is a compressed cycle node. Hence there exists a unique tree node ν in \mathcal{H} with no outgoing edge. We can thus *project* ω to ν . This completes the proof of Theorem 4.

5.2 Mapping a stretched unit in \mathcal{H}

We first state formally the two basic properties satisfied by a stretched unit. The proof for these properties given by Dinitz and Vainshtein in their article [DV00] works irrespective of whether the capacity of a Steiner mincut is odd or even. While their proof of the 1st property (DISTINCTNESS) is based on sub-modularity of cuts, and we reproduce the proof below; their proof of the 2nd property (UNIQUE-INHERENT-PARTITION) is based on the theory of locally oriented graphs. Here, we give an alternate and much shorter proof of the 2nd property which is based on sub-modularity of cuts.

Theorem 5 (Lemma 5.2 in [DV00]). *[DISTINCTNESS] If, in the strip corresponding to a valid cut of S , a stretched unit ω does not belong to any terminal node, ω appears as a distinct non-terminal node in the strip.*

Proof. Consider any minimal cut of \mathcal{H} that distinguishes ω . Let $(S_1, \overline{S_1})$ be the valid cut of S corresponding to this minimal cut. To show that ω appears as a distinct non-terminal node in the strip of $(S_1, \overline{S_1})$, it suffices if we establish the following assertion. For any other stretched unit γ distinguished by the same minimal cut, there exists a S -mincut in the bunch associated with $(S_1, \overline{S_1})$ that separates ω and γ .

Suppose, for the sake of contradiction, there does not exist any S -mincut in the bunch associated with $(S_1, \overline{S_1})$ that separates γ from ω . So let γ and ω belong to a non-terminal, say α , in the strip associated with the valid cut $(S_1, \overline{S_1})$. Let $(A, \overline{A}) = N(S_1, \overline{S_1})$ and $(B, \overline{B}) = F(S_1, \overline{S_1})$. Since α is a non-terminal in the strip associated with $(S_1, \overline{S_1})$, $\alpha \notin A$ and $\alpha \in B$. Let $(A', \overline{A'})$ be any S -mincut that separates ω and γ . A' divides S , therefore, either $A' \cap S_1 \neq \emptyset$ and $\overline{A'} \cap \overline{S_1} \neq \emptyset$ or $\overline{A'} \cap S_1 \neq \emptyset$ and $A' \cap \overline{S_1} \neq \emptyset$. Without loss of generality, we can assume that $A' \cap S_1 \neq \emptyset$ and $\overline{A'} \cap \overline{S_1} \neq \emptyset$. Let $A'' = A \cup (A' \cap B)$. Refer to Figure 11(i). Applying sub-modularity of cuts (Lemma 2) two times, it can be shown that $(A'', \overline{A''})$ is a S -mincut. Observe that $(A'', \overline{A''})$ separates ω from γ . But, $A \subseteq A'' \subseteq B$, so $(A'', \overline{A''})$ belongs to the bunch associated with $(S_1, \overline{S_1})$ – a contradiction. \square

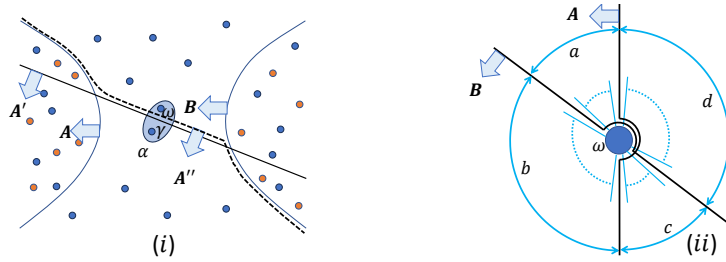


Figure 11: (i) Cut defined by A'' separates ω and γ and belongs to the same bunch as that of A and B (ii) the inherent partitions of $E(\omega)$ in the two strips.

Theorem 5 suggests a neat way to represent a stretched unit ω in \mathcal{H} – map ω to each minimal cut of skeleton \mathcal{H} that distinguishes it. We now state the 2nd property satisfied by ω .

Theorem 6 (Lemma 5.3 in [DV00]). *[UNIQUE-INHERENT-PARTITION] Let $\omega \in \mathcal{F}$ be distinguished by two distinct bunches. In the strips corresponding to these bunches, the inherent partitions of ω coincide.*

Proof. It follows from Lemma 27(2) that the cuts defining these 2 bunches must be laminar cuts in \mathcal{H} . So there exist subsets $S_1, S_2 \subset S$ that define these bunches such that $S_1 \subset S_2$. Let strips \mathcal{W}_1 and \mathcal{W}_2 respectively be the strips corresponding to the valid cut $(S_1, \overline{S_1})$ and $(S_2, \overline{S_2})$. It follows from Theorem 5 that ω appears as a distinct non-terminal in each of these 2 strips. Let (A, \overline{A}) be

the S -mincut defined by $\mathcal{R}_s(\omega)$ in strip \mathcal{W}_1 , and (B, \overline{B}) be the S -mincut defined by $\mathcal{R}_s(\omega)$ in strip \mathcal{W}_2 . It follows from Lemma 21 that (A, \overline{A}) and (B, \overline{B}) define a (s, t) -mincut in the respective strips, and hence are S -mincuts. Suppose the 2-sides of the inherent partition of ω in \mathcal{W}_1 do not coincide with the 2-sides of the inherent partition of ω in \mathcal{W}_2 . This implies that there exists a partition of $E(\omega)$ (the set of all edges incident on ω) into 4 sets of cardinality $a, b, c, d > 0$ such that (1) the number of edges contributed by ω to the S -mincut (A, \overline{A}) is $d + c$, and (2) the number of edges contributed by ω to the S -mincut (B, \overline{B}) is $a + d$. Refer to Figure 11(ii).

Recall that there is a balanced partition of all edges incident on ω in each of the two strips. Therefore, $a + b = c + d = a + d = b + c$. Hence the following Inequality holds.

$$a + d + c > b \tag{1}$$

It follows from the sub-modularity of cuts (Lemma 2) that $A \cap B$ and $A \cup B$ define S -mincuts. Notice that $\omega \in A \cap B$, and the number of edges contributed by ω to the S -mincut defined by $A \cap B$ is $a + d + c$. Since ω is a non-Steiner unit, moving only ω to the other side of this cut gives us another S -cut. However, the edges contributed by ω in this cut is b which is strictly less than $a + d + c$ (Inequality 1). So this S -cut has capacity strictly less than that of the S -mincut defined by $A \cap B$ – a contradiction. \square

Theorem 5 and Theorem 6 together reveal a relation between \mathcal{F} and the strip associated with any valid cut of S as follows. Let (S_1, \overline{S}_1) be any valid cut of S . Let G' be the quotient graph of \mathcal{F} obtained by contracting $N(S_1, \overline{S}_1)$ into a node and contracting $N(\overline{S}_1, S_1)$ into another node. Theorem 5 implies that every non-Steiner unit, say ω , that survives in G' will appear as a distinct nonterminal in the strip corresponding to (S_1, \overline{S}_1) . Theorem 6 shows that the inherent partition of ω will be the same in all the strips in which ω appears as a nonterminal. It is because of these properties that \mathcal{F} can be viewed as a *multi-terminal* DAG.

Once we know the unique inherent partition of each stretched unit, for each minimal cut in \mathcal{H} , we need to just store the set of stretched units that are distinguished by it. With this information only, the strip corresponding to any minimal cut can be computed in just $\mathcal{O}(m)$ time (Lemma 14).

Suppose we store, for each stretched unit ω , all those minimal cuts in \mathcal{H} that distinguish it. This would lead to a data structure for storing and characterizing all S -mincuts occupying $\mathcal{O}(m + n|S|^2)$ space. This is because there can be $\Theta(n)$ stretched units in \mathcal{F} and at most $\binom{|S|}{2}$ minimal cuts in \mathcal{H} . But, this bound can be potentially even worse than the $\mathcal{O}(m + n|S|)$ size of the obvious data structure as stated in Lemma 25. Interestingly and very amazingly, the set of minimal cuts that distinguish any stretched unit has an elegant structure as stated in the following theorem.

Theorem 7. *For each stretched unit ω , there exists a proper path $P(\omega)$ in skeleton \mathcal{H} with the following properties satisfied by each structural edge $e \in P(\omega)$.*

1. *if e is a tree edge, ω is distinguished by the minimal cut defined by e .*
2. *if e is a cycle edge, then ω is distinguished by each minimal cut defined by e and any other edge of the cycle.*

Furthermore, the minimal cuts stated in (1) and (2) are the only minimal cuts that distinguish ω . Thus $P(\omega)$ captures all minimal cuts that distinguish ω . In other words, ω is projected onto each edge of the path $P(\omega)$.

Recall that π was defined as an injective mapping from the set of Steiner units of \mathcal{F} to the set of nodes in \mathcal{H} . Theorem 4 and Theorem 7 help us extend this mapping to all units of \mathcal{F} as follows (Theorem 4.4 in [DV95]). Henceforth, π will be referred to as the projection mapping.

- If ω is a terminal unit, $\pi(\omega)$ is the node of \mathcal{H} to which ω is mapped.
- If ω is a stretched unit, $\pi(\omega)$ stores the endpoints of path $P(\omega)$ to which ω is projected.

The following section is devoted to the detailed proof of Theorem 7.

6 Projection of a stretched unit to a proper path

We now analyze the set of minimal cuts of \mathcal{H} that distinguish a stretched unit. Observe that a tree edge or a pair of edges from a cycle in \mathcal{H} define two minimal cuts that are opposite to each other. Without causing any ambiguity, henceforth, a minimal cut defined by a tree edge or a pair of edges of a cycle will refer to any one of these two minimal cuts, unless stated explicitly, possibly through a figure.

We shall now explore the structure underlying all the minimal cuts that distinguish a stretched unit. To this end, we first establish interesting properties of certain minimal cuts in \mathcal{H} . We begin with the following lemma.

Lemma 33. *Let C_1, C_2, C_3 be any three minimal cuts in skeleton \mathcal{H} , and let $(S_1, \overline{S_1}), (S_2, \overline{S_2}), (S_3, \overline{S_3})$ be the corresponding valid cuts of S defined by them. Let ω be a stretched unit distinguished by C_1 as well as C_3 . If $S_1 \subset S_2 \subset S_3$, ω is distinguished by C_2 as well.*

Proof. ω is distinguished by C_3 , so ω lies outside $N(S_3, \overline{S_3})$. It is given that $S_2 \subset S_3$. So, it follows from Lemma 7 (1) that ω lies outside $N(S_2, \overline{S_2})$ as well. ω is distinguished by C_1 as well, so ω lies outside $N(\overline{S_1}, S_1)$. Observe that $\overline{S_2} \subset \overline{S_1}$ since $S_1 \subset S_2$. So, it follows from Lemma 7 (1) that ω lies outside $N(\overline{S_2}, S_2)$. Hence, Lemma 26 implies that ω is distinguished by C_2 as well. \square

The following lemma states an interesting property for the minimal cuts of a cycle in \mathcal{H} .

Lemma 34. *Let $O = \langle \nu_0, e_0, \nu_1, \dots, \nu_{k-1}, e_{k-1}, \nu_k (= \nu_0) \rangle$ be a cycle in skeleton \mathcal{H} . Suppose a stretched unit ω is distinguished by the minimal cut defined by e_0 and e_1 as well as the minimal cut defined by e_0 and e_{k-1} . ω is distinguished by the cut defined by e_0 and e_i for each $1 < i < k - 1$.*

Proof. Let us pick any i such that $1 < i < k - 1$. Let us define 3 cuts in \mathcal{H} as follows. C_1 is the minimal cut defined by e_0 and e_{k-1} , C_2 is the minimal cut defined by e_0 and e_i , and C_3 is the minimal cut defined by e_0 and e_1 . Refer to Figure 12. Let $(S_1, \overline{S_1}), (S_2, \overline{S_2})$, and $(S_3, \overline{S_3})$ be the

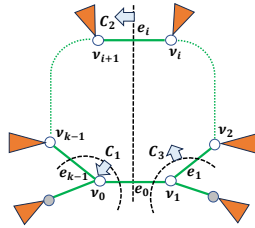


Figure 12: $S_1 \subset S_2 \subset S_3$

valid cuts corresponding to C_1, C_2 , and C_3 respectively. Observe that $S_1 \subset S_2 \subset S_3$. So Lemma 33 implies that ω is distinguished by C_2 . \square

The following lemma establishes a property of a proper path beginning and ending with a tree edge.

Lemma 35. Let $P = \langle \nu_1, e_1, \nu_2, \dots, \nu_k, e_k, \nu_{k+1} \rangle$ be any proper path of length at least 3 in skeleton \mathcal{H} with e_1 and e_k as tree edges. If ω is distinguished by the minimal cut defined by e_1 and the minimal cut defined by e_k , ω is distinguished by each minimal cut defined by e_{i+1} for each $1 \leq i \leq k-2$.

Proof. We first show that ω is distinguished by the minimal cut defined by each tree edge of P . Let e_{i+1} be any tree edge with $1 \leq i < k-1$. We define $S_{i+1} = S(\nu_{i+1}, e_{i+1})$. If e_i is a tree edge, there are two possibilities as shown in Figure 13(i) and Figure 13(ii). It is easy to observe that $S_1 \subseteq S_i \subseteq S_{i+1}$ in both the cases. If e_i is a cycle edge, e_{i-1} must be a tree edge since P is a proper path. Moreover, $i \geq 2$ since e_1 is a tree edge. Refer to Figure 13(iii). So $S_1 \subseteq S_{i-1} \subseteq S_{i+1}$. Hence $S_1 \subseteq S_{i+1}$ for each $1 \leq i \leq k-2$. Using the same reasoning, we can show that $S_{i+1} \subseteq S_k$ for each $1 \leq i \leq k-2$. Hence $S_1 \subseteq S_{i+1} \subseteq S_k$ for each $1 \leq i \leq k-2$. Since ω is distinguished by the minimal cut defined by e_1 and e_k , Lemma 33 implies that ω is distinguished by the minimal cut defined by e_{i+1} .

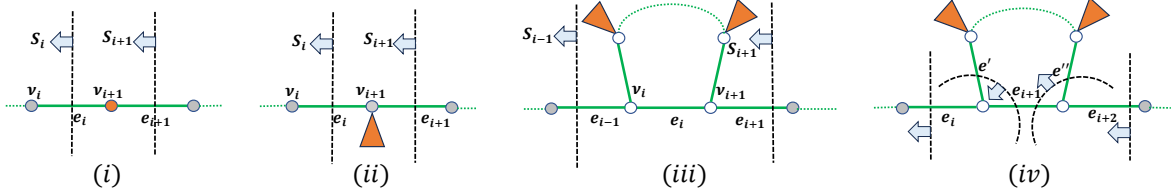


Figure 13: (i) ν_{i+1} , having degree 2, must store a Steiner unit, (ii) ν_{i+1} has degree > 2 , (iii) $S_{i-1} \subseteq S_{i+1}$, (iv) Cut defined by e' and e_{i+1} represents the same bunch as that of the minimal cut defined by e_i .

Let e_{i+1} be any cycle edge on P with $1 \leq i < k-1$. Observe that e_i and e_{i+2} must be tree edges since P is a proper path. Refer to Figure 13(iv). We have already shown that ω is distinguished by the cut defined by e_i and the cut defined by e_{i+2} . Let e' and e'' be the two edges belonging to the cycle and neighboring to e_{i+1} . Lemma 23 implies that the minimal cut defined by e_i represents the same bunch as that of the minimal cut defined by e_{i+1} and e' . So ω is distinguished by the minimal cut defined by e_{i+1} and e' . Using the same reasoning, ω is distinguished by the cut defined by e_{i+1} and e'' . So Lemma 34 implies that ω is distinguished by each minimal cut defined by e_{i+1} in the cycle. \square

If a minimal cut defined by a tree edge of \mathcal{H} distinguishes ω , we can project ω to the tree edge. The following section analyse the minimal cuts of a cycle distinguishing ω .

6.1 Cuts of a cycle distinguishing a stretched unit

It follows from Note 1 that we need to deal only with the case where a stretched unit ω is distinguished by a minimal cut defined by a crossing cut of a cycle. The following theorem provides an interesting insight into such cuts.

Theorem 8. *If a stretched unit ω is distinguished by any crossing cut of a cycle, there exists a unique edge e of the cycle such that ω is distinguished by all those and exactly those minimal cuts of the cycle that are defined by e .*

We shall now establish the proof of Theorem 8. Let $O = \langle \nu_0, e_0, \nu_1, \dots, \nu_{k-1}, e_{k-1}, \nu_k \rangle$ with $\nu_k = \nu_0$ be a cycle in skeleton \mathcal{H} . Observe that $k \geq 4$ due to Property \mathcal{P}_2 of skeleton (Lemma 22). For the sake of brevity, we shall use $S_{i,j}$ to denote $S(\nu_i, \nu_j)$ for any $0 \leq i, j \leq k-1$.

Suppose ω is distinguished by a crossing cut of the cycle O . Without loss of generality, suppose this minimal cut is defined by edges e_0 and e_j . Observe that $1 < j < k - 1$ since the minimal cut is a crossing cut. Let us choose any pair of edges e_i and e_ℓ with $1 \leq i < j$ and $j < \ell \leq k - 1$. Observe that the minimal cut defined by e_i and e_ℓ crosses the minimal cut defined by e_0 and e_j . Refer to Figure 14(i). So Lemma 27(2) implies that ω is not distinguished by the minimal cut defined by e_i and e_ℓ . So it follows from Lemma 26 that either ω lies inside $N(S_{i+1,\ell}, S_{\ell+1,i})$ or inside $N(S_{\ell+1,i}, S_{i+1,\ell})$. The following lemma will play a crucial role in proving Theorem 8.

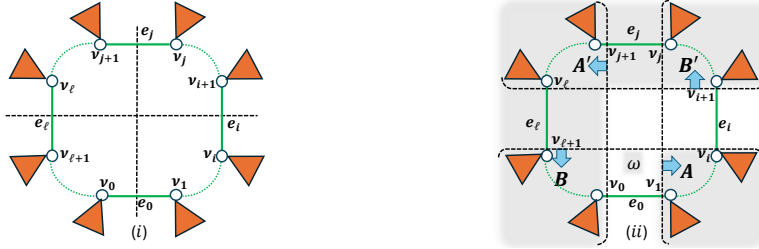


Figure 14: (i) Two crossing cuts in the cycle. (ii) $A \cap B$ and $A' \cup B'$ are shown shaded.

Lemma 36. *The following assertions hold.*

1. *If ω lies inside $N(S_{\ell+1,i}, S_{i+1,\ell})$, then ω is distinguished by the minimal cut defined by e_0 and e_i , and the minimal cut defined by e_0 and e_ℓ .*
2. *If ω lies inside $N(S_{i+1,\ell}, S_{\ell+1,i})$, then ω is distinguished by the minimal cut defined by e_j and e_i , and the minimal cut defined by e_j and e_ℓ .*

Proof. We establish the proof for (1). The proof for case (2) is along similar lines. Let $(A, \bar{A}) = N(S_{1,j}, S_{j+1,0})$ and $(A', \bar{A}') = N(S_{j+1,0}, S_{1,j})$. Observe that $\omega \notin A$ and $\omega \notin A'$ since ω is distinguished by the cut defined by e_0 and e_j . Let $(B, \bar{B}) = N(S_{\ell+1,i}, S_{i+1,\ell})$ and $(B', \bar{B}') = N(S_{i+1,\ell}, S_{\ell+1,i})$. $\omega \notin B'$ since $\omega \in B$. Refer to Figure 14(ii) that illustrates A, A', B , and B' .

Observe that $A \cap B$ and $A \cup B$ define S -cuts, and so do $A' \cup B'$ and $A' \cap B'$. So Lemma 2 implies that each of them defines a S -mincut. The cut defined by $A \cap B$ and the cut defined by $A' \cup B'$ belong to the bunch corresponding to the minimal cut of \mathcal{H} defined by e_0 and e_i . Observe that $\omega \notin A \cap B$ since $\omega \notin A$. So ω lies outside $N(S_{1,i}, S_{i+1,0})$. Also $\omega \notin A' \cup B'$ since $\omega \notin A'$ and $\omega \notin B'$. So ω lies outside $N(S_{i+1,0}, S_{1,i})$. Therefore, Lemma 26 implies that ω is distinguished by the minimal cut defined by e_0 and e_i . To show that ω is distinguished by the cut defined by e_0 and e_ℓ , we use similar arguments, and show that $\omega \notin A' \cap B$ and $\omega \notin A \cup B'$. \square

If the cycle O consists of exactly 4 edges, we can establish Theorem 8 easily as follows. Suppose ω is distinguished by the cut defined by e_0 and e_2 . Without loss of generality, assume that ω lies inside $N(S_{0,1}, S_{2,3})$. So, applying Lemma 36(1) with $i = 1$ and $\ell = 3$ implies that ω is distinguished by the 3 minimal cuts defined by e_0 as shown in Figure 15(i). We shall now show that none of the remaining 3 minimal cuts of the cycle can distinguish ω . The minimal cut defined by e_1 and e_3 crosses the minimal cut defined by e_0 and e_2 which already distinguishes ω , so the former cannot distinguish ω due to Lemma 27(2). The remaining two minimal cuts - the minimal cut defined by e_2 and e_3 as well as the minimal cut defined by e_1 and e_2 are laminar cuts. None of them can distinguish ω due to Lemma 27(1) since there are already two laminar cuts defined by e_0 that distinguish ω (see Figure 15(ii)).

So, henceforth, assume that the cycle O has length at least 5. For this case, we establish the following lemma.

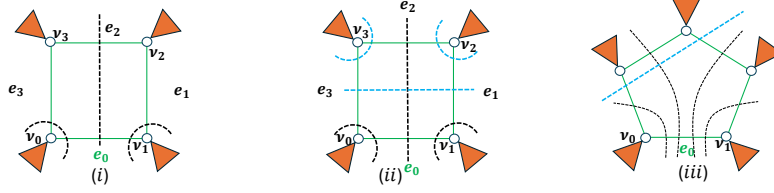


Figure 15: (i) the 3 cuts defined by e_0 are shown in green color, (ii) the cut defined by e_0 and e_1 and the cut defined by e_0 and e_3 are laminar cuts, (iii) the cut in cyan color crosses a cut defined by e_0 .

Lemma 37. ω lies inside $N(S_{0,1}, S_{2,k-1})$ or inside $N(S_{j,j+1}, S_{j+2,j-1})$.

Proof. Recall that the minimal cut defined by e_0 and e_j is a crossing cut, and the cycle has a length at least 5. So either $e_1 \neq e_{j-1}$ or $e_{j+1} \neq e_{k-1}$. Without loss of generality, assume that $e_1 \neq e_{j-1}$. To prove the lemma, we shall rule out the possibility of ω lying inside neither $N(S_{0,1}, S_{2,k-1})$ nor $N(S_{j,j+1}, S_{j+2,j-1})$ as follows. If ω does not lie inside $N(S_{0,1}, S_{2,k-1})$, it must lie inside $N(S_{2,k-1}, S_{0,1})$ due to Lemma 26(2) since ω is not distinguished by the minimal cut defined by e_1 and e_{k-1} . So applying Lemma 36 (2) with $i = 1, \ell = k - 1$ implies that the cut defined by e_j and e_1 distinguishes ω . If ω does not lie inside $N(S_{j,j+1}, S_{j+2,j-1})$, it must lie inside $N(S_{j+2,j-1}, S_{j,j+1})$. So applying Lemma 36 (1) with $i = j - 1, \ell = j + 1$ implies that the cut defined by e_0 and e_{j-1} distinguishes ω . However, Lemma 27(2) implies that it is not possible because the cut defined by e_0 and e_{j-1} crosses the cut defined by e_1 and e_j , as $e_1 \neq e_{j-1}$. \square

Using Lemma 37, we can assume, without loss of generality, that $\omega \in N(S_{0,1}, S_{2,k-1})$. So applying Lemma 36(1) with $\ell = k - 1$ and $i = 1$ implies that ω is distinguished by the cut defined by e_0 and e_1 as well as the cut defined by e_0 and e_{k-1} . It thus follows from Lemma 34 that ω is distinguished by each of the $k - 1$ minimal cuts of \mathcal{H} defined by edge e_0 . Can there be any other cut in the cycle that also distinguishes ω ? The answer to this question is in negation, as follows, thus completing the proof of Theorem 8. Observe that ω is already distinguished by 2 laminar cuts – one defined by e_0 and e_1 , and another defined by e_0 and e_{k-1} . So Lemma 27(1) implies that no other laminar cut of the cycle can distinguish ω . Let us consider any crossing cut in the cycle other than those defined by e_0 . This will surely cross at least one of the $k - 1$ minimal cuts defined by e_0 as shown in Figure 15(iii). Hence, Lemma 27(2) implies that this cut can not distinguish ω .

6.2 The projection of a stretched unit

Getting inspired by Theorem 8, we can define a mapping for a stretched unit ω to any structural edge e of \mathcal{H} as follows.

- If e is tree edge, we project ω to e if ω is distinguished by the minimal cut defined by e .
- If e is a cycle edge, we project ω to e if it is distinguished by each minimal cut of the cycle defined by e .

With the projection defined above, the following lemma is an immediate corollary of Theorem 8.

Lemma 38. *In any cycle in \mathcal{H} , there exists at most one structural edge to which ω can be projected.*

Let e be a cycle-edge in \mathcal{H} . Recall that \mathcal{H} is a t -cactus, therefore, each endpoint of e has exactly one tree edge incident on it. So, based on the projection defined above and Lemma 23, the following lemma is immediate.

Lemma 39. *If ω is projected to a cycle-edge e in \mathcal{H} , ω is projected to each tree edge incident on its endpoints.*

The following is an immediate corollary of Lemma 39.

Corollary 1. *If ω is a stretched unit, it is projected to at least one tree edge.*

It follows from the projection defined above that a stretched unit will be projected to $O(|S|)$ edges in \mathcal{H} . So we store the entire projection mapping in $O(n|S|)$ space. Amazingly, this bound can be further improved to $O(n)$. The brilliant insight is that the edges to which any stretched unit is projected form a proper path in \mathcal{H} . So we just need to store the two endpoints of the path which takes only $O(1)$ space.

Consider any stretched unit ω . Suppose it is projected to any two tree edges in \mathcal{H} . The following lemma reveals an important property about any cycle in \mathcal{H} lying on the path between the two.

Lemma 40. *Let e and e' be any pair of tree edges in \mathcal{H} to which a non-Steiner unit ω is projected. Let O be any cycle on the path between e and e' in \mathcal{H} . Let μ and μ' be respectively the two nodes of cycle O through which any path from e to e' in \mathcal{H} enters and leaves the cycle. μ and μ' must be joined by a structural edge in \mathcal{H} .*

Proof. Let C_1 and C_3 be the minimal cuts in \mathcal{H} defined by e and e' respectively, as shown in Figure 16 (i). It is given that cycle O lies on the path between e and e' . So, there exist 2 paths, say P_1 and P_2 , that originate from μ and terminate at μ' in cycle O . Let us suppose μ and μ' are not joined by a structural edge. So P_1 and P_2 must consist of at least 2 edges each. Refer to Figure 16 (i). Let C_2 be the minimal cut in \mathcal{H} defined by the first edge of P_1 and the last edge

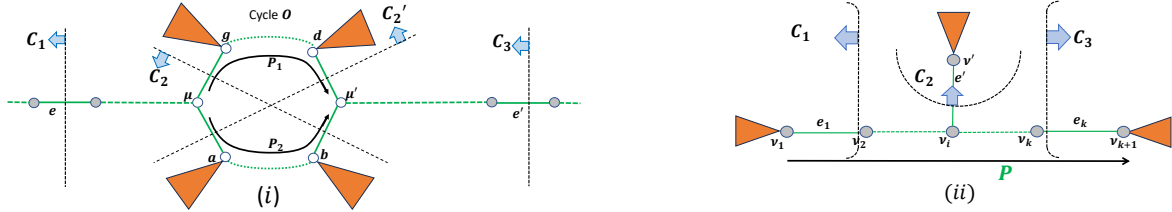


Figure 16: (i) Subcactuses hanging from a, b, g, d have Steiner vertices. It is possible that $a = b$ & $g = d$. (ii) The Steiner subsets defining C_1, C_2 , and C_3 are pairwise disjoint.

of P_2 . Similarly, let C'_2 be the minimal cut in \mathcal{H} defined by the first edge of P_2 and the last edge of P_1 . Let $(S_1, \bar{S}_1), (S_2, \bar{S}_2), (S'_2, \bar{S}'_2)$, and (S_3, \bar{S}_3) be the valid cuts of S defined by C_1, C_2, C'_2 , and C_3 respectively. Observe that $S_1 \subset S_2 \subset S_3$ and $S_1 \subset S'_2 \subset S_3$. So, Lemma 33 implies that ω is distinguished by C_2 as well as C'_2 . This would contradict Lemma 27(2) since C_2 and C'_2 form a crossing pair of cuts in \mathcal{H} . \square

Let $\mathcal{E}(\omega)$ be the set of edges of \mathcal{H} to which ω is projected. Let $e = (\nu, \mu)$ be any cycle edge present in $\mathcal{E}(\omega)$. It follows from Lemma 39 that the tree edges incident on ν and μ are also present in $\mathcal{E}(\omega)$. This has the following implications. For any maximal path consisting of edges from $\mathcal{E}(\omega)$ that passes through e , its first as well as the last edge must be a tree edge. Hence, the edges of $\mathcal{E}(\omega)$ can be partitioned into a collection of maximal paths in \mathcal{H} whose first and last edges are tree edges. Lemmas 40 and 35 imply that for each pair of tree edges in $\mathcal{E}(\omega)$, there exists a proper path joining them in \mathcal{H} with all its edges also present in $\mathcal{E}(\omega)$. So the subgraph of \mathcal{H} induced by $\mathcal{E}(\omega)$ is a connected graph. This subgraph must be acyclic because of Lemma 38. Hence, the subgraph induced by $\mathcal{E}(\omega)$ is a tree in \mathcal{H} . Surprisingly, this tree is just a proper path in \mathcal{H} as shown in the following lemma.

Theorem 9. *Let ω be a stretched unit. The set of structural edges of the skeleton to which ω is projected constitutes a proper path, and its first as well as the last edge is a tree edge.*

Proof. Let $P = \langle \nu_1, e_1, \nu_2 \dots, e_k, \nu_{k+1} \rangle$ be any maximal path consisting of edges from $\mathcal{E}(\omega)$. Lemma 39 implies that the first and the last edge of this path must be tree edges. Moreover, this must be a proper path due to Lemma 40. To establish the theorem, we show that $P = \mathcal{E}(\omega)$ as follows.

Let $S_1 = S(\nu_1, e_1)$ and $S_3 = S(\nu_{k+1}, e_k)$. Let $(C_1, \overline{C_1}) = F(S_1, \overline{S_1})$ and $(C_3, \overline{C_3}) = F(S_3, \overline{S_3})$. Refer to Figure 16 (ii). Observe that $\omega \in C_1$ and $\omega \in C_3$ due to Lemma 26. Let $e' = (\nu_i, \nu')$ be any edge from $\mathcal{E}(\omega) \setminus P$. If e' belongs to a cycle, it follows from Property \mathcal{P}_2 of \mathcal{H} (refer to Lemma 22) that ν_i has to have degree 3. So the cycle must pass through one of e_{i-1} and e_i . This rules out the possibility of e' belonging to $\mathcal{E}(\omega)$ due to Lemma 38. Hence e' has to be a tree edge as shown in Figure 16 (ii). Define $S_2 = S(\nu', e')$ and $(C_2, \overline{C_2}) = F(S_2, \overline{S_2})$. Observe that $\omega \in C_2$ since $e' \in \mathcal{E}(\omega)$. Observe that S_1, S_2 , and S_3 are pairwise disjoint. So, Lemma 4 implies that $C_1 \cap C_2 \cap C_3 = \emptyset$. But $\omega \in C_1 \cap C_3$ as mentioned above. So $\omega \notin C_2$ – a contradiction. \square

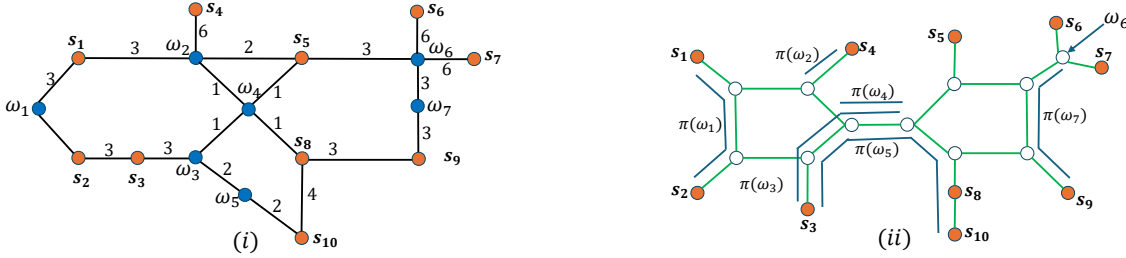


Figure 17: (i) Flesh \mathcal{F} , (ii) Skeleton \mathcal{H} with projection mapping π for all non-Steiner units. Note that ω_6 is a terminal unit, hence $\pi(\omega_6)$ is a node. $\pi(\omega_4)$ is a tree edge joining two cycles.

Refer to Figure 17 for the projection mapping of units of a flesh graph \mathcal{F} . The tuple consisting of \mathcal{F} , \mathcal{H} , and the projection mapping π is called the connectivity carcass by Dinitz and Vainshtein [DV94]. It follows from Theorem 9 that we can easily compute projection mapping of all non-Steiner units if we compute a strip for each tree edge in \mathcal{H} . There are $\mathcal{O}(|S|)$ tree edges in \mathcal{H} . So it takes $\mathcal{O}(|S|)$ Max-flow computations to compute π . As discussed earlier, \mathcal{F} and \mathcal{H} can be computed in $\mathcal{O}(|S|)$ Max-flow computations, thus leading to the following lemma.

Lemma 41. *The connectivity carcass for a Steiner set S can be built in $\mathcal{O}(|S|)$ Max-flow computations.*

7 Connectivity carcass as an efficient data structure

The connectivity carcass can serve as an efficient data structure to answer various fundamental queries on S -mincuts as shown in the following sections.

7.1 Computing the strip for a minimal cut of \mathcal{H}

Consider any minimal cut of \mathcal{H} . Referring to Note 1, without loss of generality, we can assume that this minimal cut is defined by a tree edge or a pair of non-adjacent edges of some cycle in \mathcal{H} . Suppose the minimal cut breaks \mathcal{H} into 2 subcactuses, say \mathcal{H}_1 and \mathcal{H}_2 . Let S_1 be the set of Steiner vertices belonging to \mathcal{H}_1 . Let \mathcal{W} be the strip corresponding to the valid cut $(S_1, \overline{S_1})$. We shall now show that \mathcal{W} can be built in $\mathcal{O}(m)$ time.

Consider any unit $\omega \in \mathcal{F}$. If ω is a Steiner unit, it is easy to determine the mapping of ω in \mathcal{W} . If ω is a non-Steiner terminal unit, it follows from Theorem 4 that ω will belong to the source or the sink in \mathcal{W} depending upon whether the node $\pi(\omega)$ belongs to \mathcal{H}_1 or \mathcal{H}_2 . Let us discuss the case when ω is a stretched unit. If $\pi(\omega)$ shares an edge with the minimal cut, ω appears as a non-terminal in \mathcal{W} . Otherwise, $\pi(\omega)$ belongs to \mathcal{H}_2 or \mathcal{H}_1 . In this case, ω belongs to one of the two terminals of \mathcal{W} , and the following lemma can be used to determine this terminal.

Lemma 42. *If $\pi(\omega) \in \mathcal{H}_2$, then ω is mapped to the sink in \mathcal{W} ; otherwise ω belongs to the source.*

Proof. It follows from Corollary 1 that there exists at least one tree edge, say e , in \mathcal{H}_2 such that $e \in \pi(\omega)$. As stated above, the minimal cut under consideration is defined by a tree edge or a pair of non-adjacent edges of some cycle in \mathcal{H} . In either case, it can be observed that there exists a valid cut $(S_2, \overline{S_2})$ defined by e such that $S_1 \subset S_2$. Observe that ω lies outside the tight mincut from S_2 to $\overline{S_2}$ since ω is distinguished by the valid cut $(S_2, \overline{S_2})$. So it follows from Lemma 7(1) that ω lies outside the tight mincut from S_1 to $\overline{S_1}$. Therefore, ω does not belong to the source in \mathcal{W} . So ω belongs to the sink in \mathcal{W} . \square

It follows from Lemma 16 (tree data structure for \mathcal{H}) that we can determine in $\mathcal{O}(1)$ time whether $\pi(\omega)$ intersects with any edge of the minimal cut of \mathcal{H} . So we can state the following theorem.

Theorem 10. *Let $(S_1, \overline{S_1})$ be a valid cut defined by any minimal cut in \mathcal{H} . Given the projection mapping π , it takes $\mathcal{O}(1)$ time to determine whether any unit $\omega \in \mathcal{F}$ belongs to the source or the sink, or appears as a non-terminal in the strip corresponding to $(S_1, \overline{S_1})$.*

Once we know all the vertices of a strip, the strip can be built in $\mathcal{O}(m)$ time using our algorithm stated in Lemma 14.

7.2 Reporting (s, t) -strip for any $s, t \in S$

Let s and t be any two Steiner vertices separated by a S -mincut. Let ν_1 and ν_2 be the two nodes in \mathcal{H} storing s and t respectively. Recall that strip $\mathcal{D}_{s,t}$ stores all (s, t) -mincuts. We shall show that $\mathcal{D}_{s,t}$ can be constructed in just $\mathcal{O}(m)$ time using \mathcal{H} , Φ , and the projection mapping as follows.

We first state the following lemma that captures the necessary and sufficient condition for any valid cut of S to separate s and t . Its proof is immediate from the structure of t -cactus.

Lemma 43 (Cut separating two nodes in a t -cactus). *Let e be any structural edge in a t -cactus \mathcal{H} . There exists a minimal cut defined by e that separates ν_1 and ν_2 in \mathcal{H} if and only if there exists a path between ν_1 and ν_2 in \mathcal{H} that passes through e .*

We use the insight from Lemma 43 to build a cactus structure that stores all valid cuts of S that separate s and t . This cactus, denoted by $\mathcal{H}_{s,t}$, is a quotient graph of \mathcal{H} , and potentially much smaller than \mathcal{H} . First, we introduce two terminologies.

Definition 25 (Subcactus $\mathcal{H}(\nu, e)$). *Given a node ν and a tree edge e incident on it in \mathcal{H} , $\mathcal{H}(\nu, e)$ is the subcactus containing ν obtained after removing the edge e .*

Definition 26 (Subcactus $\mathcal{H}(e, e')$). *Let ν be any tree node in \mathcal{H} , and let e and e' be any two edges incident on ν . $\mathcal{H}(e, e')$ is the subcactus containing ν obtained after removal of edges e and e' from \mathcal{H} . This notation is extended to the case when ν belongs to a cycle, albeit with the following restriction – e and e' are the two edges from the cycle incident on ν .*

Observe that ν_1 and ν_2 must be tree nodes in \mathcal{H} . We transform \mathcal{H} as follows to construct $\mathcal{H}_{s,t}$.

1. On the path between ν_1 and ν_2 in \mathcal{H} , let e_1 and e_2 be the tree edges incident on ν_1 and ν_2 respectively. Compress $\mathcal{H}(\nu_1, e_1)$ into a single node, and compress $\mathcal{H}(\nu_2, e_2)$ into a single node.
2. Let $\mu \notin \{\nu_1, \nu_2\}$ be any node of \mathcal{H} lying on a path between ν_1 and ν_2 . If μ is the entry or exit node of some cycle, we keep it as it is. Otherwise, let e and e' be the two edges incident on μ that belong to a path between ν_1 and ν_2 . Compress $\mathcal{H}(e, e')$ into a single node.

Construction of $\mathcal{H}_{s,t}$ described above and Lemma 43 directly lead to the following property of $\mathcal{H}_{s,t}$.

Lemma 44. $\mathcal{H}_{s,t}$ stores all those and exactly those valid cuts of S that separate s and t .

The vertex set of $\mathcal{D}_{s,t}$ will consist of all non-empty nodes of $\mathcal{H}_{s,t}$ and all those stretched units of \mathcal{F} whose projection in \mathcal{H} intersects any path between ν_1 and ν_2 . We use Lemma 44 to define the mapping $\Phi_{s,t}$ from V to vertices of $\mathcal{D}_{s,t}$ as follows. Let $u \in V$. There are two cases.

1. $\Phi(u)$ is a terminal unit in \mathcal{F} : Let $\omega = \Phi(u)$. It follows from the construction of $\mathcal{H}_{s,t}$ that node $\pi(\omega)$, which is a node in \mathcal{H} , belongs to a non-empty node, say ν , in $\mathcal{H}_{s,t}$. So we define $\Phi_{s,t}(u) \leftarrow \nu$.
2. $\Phi(u)$ is a stretched unit in \mathcal{F} : Let $\omega = \Phi(u)$. If path $\pi(\omega)$ intersects any path between ν_1 and ν_2 in \mathcal{H} , we define $\Phi_{s,t}(u) \leftarrow \omega$. Otherwise, path $\pi(\omega)$ is present fully inside a subcactus of \mathcal{H} that was compressed to a node, say ν , during the construction of $\mathcal{H}_{s,t}$. So we define $\Phi_{s,t}(u) \leftarrow \nu$.

The mapping $\Phi_{s,t}$ described above along with Lemma 16 and Lemma 14 lead to the following theorem.

Theorem 11. Given Φ, \mathcal{H} , and π , we can compute the mapping $\Phi_{s,t}$ from V to the set of vertices of strip $\mathcal{D}_{s,t}$ in $\mathcal{O}(n)$ time. The strip $\mathcal{D}_{s,t}$ itself can be built in $\mathcal{O}(m)$ time.

7.3 Reporting a S -mincut separating any two units in \mathcal{F}

Let x and y be any two units in \mathcal{F} . We describe an $\mathcal{O}(m)$ time algorithm to report a S -mincut separating x and y . It follows from the discussion above that the only non-trivial case left is when x and y are stretched units. Consider any structural edge $e \in \pi(x)$. Using Theorem 10, we construct the strip corresponding to any minimal cut defined by e . Observe that x is a non-terminal in this strip. If $e \notin \pi(y)$, y must be mapped to the source (or sink) of the strip. So the cut defined by the source (or the sink) of the strip is a S -mincut separating x and y . Let us consider the case when $e \in \pi(y)$. So both x and y appear as nonterminals in the strip. We compute $\mathcal{R}_s(x)$ and $\mathcal{R}_s(y)$. It follows from Lemma 15 (2) that one of these reachability cones serves as S -mincut separating x and y . This leads to the following theorem.

Theorem 12. Given Φ, \mathcal{H} , and π , we can compute the S -mincut separating any two given units of \mathcal{F} in $\mathcal{O}(m)$ time.

8 More insight into the relation between flesh and skeleton

In this section, we discuss additional relations between \mathcal{F} and \mathcal{H} .

8.1 Flesh graph \mathcal{F} from perspective of a cycle in \mathcal{H}

\mathcal{F} viewed from the perspective of a minimal cut in \mathcal{H} is a strip. We now explore the structure of \mathcal{F} from the perspective of a cycle in \mathcal{H} .

Let $O = \langle \nu_1, \nu_2, \dots, \nu_k \rangle$ be any cycle in \mathcal{H} . Consider ν_i for any $1 \leq i \leq k$. We compress $S(\nu_i)$ into ν_i . We also compress each non-Steiner unit $\omega \in \mathcal{F}$ into ν_i if the endpoints of $\pi(\omega)$ lie within the subcactus rooted at ν_i . After performing this step for each $1 \leq i \leq k$, let $\mathcal{F}(O)$ be the resulting

quotient graph of \mathcal{F} . It can be observed that all those and only those non-Steiner units remain intact in $\mathcal{F}(O)$ whose projection mapping shares an edge with the cycle O . Observe that $\mathcal{F}(O)$ preserves all S -mincuts that are defined by all minimal cuts of O . Using Lemma 12, we can derive the following constraints on the edges present in $\mathcal{F}(O)$.

Let ν_i and ν_j be joined by an edge in $\mathcal{F}(O)$. We define cuts A and B of Lemma 12 as shown in Figure 18(i). It thus follows that there can not be any edge between ν_i and ν_j if $|i - j| > 1$. By similar reasoning and using Lemma 12, we can establish the following constraints on the edges incident on the non-Steiner units present in $\mathcal{F}(O)$. Refer to Figure 18(ii) for the illustration helpful for the proof.

1. Let ω and ω' be any two non-Steiner units. If they are joined by an edge in $\mathcal{F}(O)$, they are projected to the same edge in O .
2. Let ω'' be any non-Steiner unit. If ω'' is joined to ν_i in $\mathcal{F}(O)$, ω'' is projected to exactly one of the two edges of O that are incident on ν_i .

So $\mathcal{F}(O)$ – the flesh graph induced by all minimal cuts of cycle O in \mathcal{H} – looks like a *ring* as illustrated in Figure 18(iii).

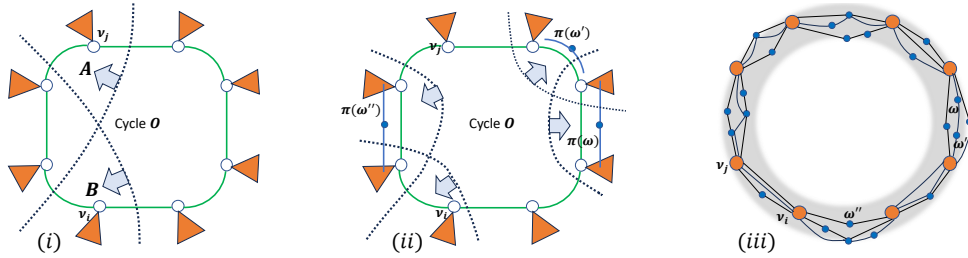


Figure 18: (i) Cycle O and a pair of non-adjacent nodes ν_i and ν_j , (ii) non-Steiner units projected to the edges of cycle O , (iii) $\mathcal{F}(O)$ – the quotient graph of \mathcal{F} induced by all minimal cuts of cycle O .

8.2 Projection of an edge

Let e be an edge in G that appears in \mathcal{F} as well. Let x and y be the units in \mathcal{F} to which the endpoints of e belong. Hence e appears as edge (x, y) in \mathcal{F} . Along similar lines of Definition 23, we introduce the following definition.

Definition 27 (an edge of \mathcal{F} distinguished by a cut). *An edge $(x, y) \in \mathcal{F}$ is said to be distinguished by a minimal cut in \mathcal{H} if it appears in the strip corresponding to the minimal cut. That is, either x and y belong to different terminals of the strip, or at least one of them appears as a non-terminal in the strip.*

Let G' be the graph obtained by introducing a non-Steiner vertex v_{xy} at the center of edge e in graph G . Observe that the Steiner mincut capacity of G' is the same as that of G . Any cut in G that does not separate x and y is preserved in G' as well. Therefore, any S -mincut in G that does not separate x and y is also a S -mincut in G' . Let us consider the S -mincuts that separate x and y . Let A be any subset of V such that $x \in A$ and $y \in \bar{A}$. The following observations for A are immediate from the construction of G' .

1. A defines a S -mincut in G if and only if A defines a S -mincut in G' .
2. A defines a S -mincut in G' with $v_{xy} \in \bar{A}$ if and only if $A \cup \{v_{xy}\}$ defines a S -mincut in G' .

These observations lead to the following inferences about the skeleton and flesh graph of G' . \mathcal{H} serves as a skeleton for G' as well. Let $\mathcal{F}(G)$ and $\mathcal{F}(G')$ denote the flesh graphs for G and G' respectively. $\mathcal{F}(G')$ will be identical to $\mathcal{F}(G)$ except the following changes. There will be an additional non-Steiner

unit v_{xy} in $\mathcal{F}(G')$. The edge (x, y) in $\mathcal{F}(G)$ gets replaced by two edges, say e_x and e_y , incident on unit v_{xy} from x and y respectively. e_x and e_y belong to different sides of the inherent partition of v_{xy} . We use these insights to derive the following lemma.

Lemma 45. *A minimal cut in \mathcal{H} distinguishes an edge, say (x, y) , of $\mathcal{F}(G)$ if and only if it distinguishes unit v_{xy} of $\mathcal{F}(G')$.*

Proof. Consider any minimal cut in \mathcal{H} that distinguishes edge (x, y) . The strip in G corresponding to this minimal cut contains edge (x, y) . Introducing v_{xy} in the middle of this edge transforms it into the strip in G' for the same minimal cut, and v_{xy} appears as a non-terminal in it. So the minimal cut distinguishes v_{xy} as well. We now establish the validity of the assertion in the other direction. Consider any minimal cut in \mathcal{H} that distinguishes v_{xy} in $\mathcal{F}(G')$. So, the strip in G' corresponding to this minimal cut keeps v_{xy} as a non-terminal with e_x and e_y lying on the different sides of its inherent partition. Joining the two neighbors of v_{xy} in the strip by an edge followed by the removal of v_{xy} and edges $\{e_x, e_y\}$ transforms it into the strip in G for the same minimal cut with edge (x, y) appearing in it. So the minimal cut distinguishes edge (x, y) also. \square

Lemma 45 and Theorem 9 lead to the following theorem.

Theorem 13 (Projection of an edge). *Let (x, y) be an edge in \mathcal{F} . There exists a proper path $\pi(x, y)$ in \mathcal{H} such that edge (x, y) is distinguished by those and exactly those minimal cuts of \mathcal{H} that are defined by the structural edges of $\pi(x, y)$. The edge (x, y) is said to be projected to path $\pi(x, y)$.*

For an edge $(x, y) \in \mathcal{F}$, we shall now explore relationship among $\pi(x)$, $\pi(y)$, and $\pi(x, y)$. To this end, we first introduce notations for the bunches defined by structural edges of \mathcal{H} .

- Bunch defined by a tree edge e :
Let e be a tree edge incident on a node ν in \mathcal{H} . We use $\mathcal{C}(\nu, e)$ to denote the set of all S -mincuts (A, \bar{A}) satisfying $S \cap A = S(\nu, e)$.
- Bunch defined by a pair of edges from a cycle:
Let $\langle \nu_0, e_0, \nu_1 \dots \nu_{k-1}, e_{k-1}, \nu_k \rangle$ with $\nu_k = \nu_0$ be a cycle in skeleton \mathcal{H} . The bunch defined by edges e_i and e_j is the set of all S -mincuts (A, \bar{A}) satisfying $S \cap A = S(\nu_{i+1}, \nu_j)$. We denote this bunch by $\mathcal{C}(\nu_{i+1}, \nu_j)$.

Let e be any structural edge in \mathcal{H} , and ν be one of its endpoints. Henceforth, we overload the notation $\mathcal{C}(\nu, e)$ in case e belongs to a cycle as follows. We pick any other edge, say $e' = (\nu', \nu'')$, from the cycle. Without loss of generality, suppose ν' and ν belong to the same side in the cut of \mathcal{H} defined by e and e' . $\mathcal{C}(\nu, e)$ would refer to $\mathcal{C}(\nu, \nu')$. The following lemma shows that there is an *implicit* direction to the edges constituting $\pi(x, y)$.

Lemma 46 (Unidirectionality Property). *Suppose $\pi(x, y) = \langle \nu_1, e_1, \dots, \nu_k, e_k, \nu_{k+1} \rangle$. Let (A, \bar{A}) be any S -mincut from $\mathcal{C}(\nu_i, e_i)$ such that $x \in A$ and $y \in \bar{A}$. If (B, \bar{B}) is any S -mincut from $\mathcal{C}(\nu_j, e_j)$ for any $1 \leq j \leq k$ that separates x and y , then $x \in B$ and $y \in \bar{B}$.*

Proof. Either $x \in \bar{B}$ and $y \in B$ or $x \in B$ and $y \in \bar{B}$ because (B, \bar{B}) separates x and y . Notice that $A \cap B$ and $A \cup B$ define S -cuts, and hence are S -mincuts using Lemma 2. If $x \in \bar{B}$ and $y \in B$, it would imply that there is an edge between $A \setminus B$ and $B \setminus A$, which contradicts Lemma 12. Hence $x \in B$ and $y \in \bar{B}$. \square

The following lemma can be viewed as a corollary of Lemma 46.

Lemma 47. *Let x be a stretched unit. The presence of edge (x, y) in \mathcal{F} imposes the following necessary conditions on $\pi(y)$.*

1. If y is a terminal unit, $\pi(y)$ cannot be any internal node of $\pi(x)$.
2. If y is a stretched unit, $\pi(x) \cap \pi(y)$ is either \emptyset or a prefix/suffix of $\pi(x)$.

The following lemma illustrates the complete relation among $\pi(x)$, $\pi(y)$, and $\pi(x, y)$.

Lemma 48. *Let (x, y) be an edge in \mathcal{F} . $\pi(x)$ forms the initial part and $\pi(y)$ forms the final part of $\pi(x, y)$.*

Proof. Suppose $\pi(x) \cap \pi(y) = \emptyset$. Observe that each minimal cut of \mathcal{H} separating $\pi(x)$ and $\pi(y)$ distinguishes edge (x, y) . This fact in conjunction with Theorem 13 implies that there is a proper path in \mathcal{H} that joins $\pi(x)$ and $\pi(y)$. Therefore, if $\pi(x)$ and $\pi(y)$ are terminal units, they define the two ends of $\pi(x, y)$, and so we are done. If x is a stretched unit, consider the strip corresponding to any minimal cut defined by a structural edge from $\pi(x)$. It follows from DISTINCTNESS PROPERTY (Theorem 5) that x appears in this strip as a non-terminal along with all edges that are incident on it in \mathcal{F} . So (x, y) also appears in this strip, and hence, is distinguished by the minimal cut. Hence $\pi(x)$ forms the initial part of $\pi(x, y)$. Using similar reasoning, $\pi(y)$ forms the final part of $\pi(x, y)$.

Suppose $\pi(x) \cap \pi(y) \neq \emptyset$. Surely, at least one of x and y has to be a stretched unit. Without loss of generality, assume x is a stretched unit. If y is a terminal unit, it follows from Lemma 47(1) that $\pi(y)$ must be one of the endpoints of $\pi(x)$. If y is a stretched unit, it follows from Lemma 47(2) that $\pi(x) \cap \pi(y)$ is a prefix or a suffix of $\pi(x)$. In all these cases, $\pi(x)$ forms the initial part, and $\pi(y)$ forms the final part of $\pi(x, y)$. \square

An immediate inference from Lemma 48 is that for any edge $(x, y) \in \mathcal{F}$, $\pi(x, y)$ can be determined completely from $\pi(x)$ and $\pi(y)$. Moreover, Lemma 46 and Lemma 48 immediately lead to the following theorem that states that we can infer precisely the sides of $\pi(x, y)$ that constitute $\pi(x)$ and $\pi(y)$ if we are given any S -mincut separating x and y .

Theorem 14. *Let (x, y) be an edge in \mathcal{F} and $\pi(x, y) = \langle \nu_1, e_1, \dots, \nu_k, e_k, \nu_{k+1} \rangle$. Let (A, \bar{A}) be any S -mincut from bunch $\mathcal{C}(\nu_i, e_i)$ separating x and y , for any $1 \leq i \leq k$.*

1. If $x \in A$ and $y \in \bar{A}$, $\pi(x)$ is a prefix and $\pi(y)$ is a suffix, and
 2. If $y \in A$ and $x \in \bar{A}$, $\pi(y)$ is a prefix and $\pi(x)$ is a suffix
- of path $\pi(x, y)$ while traversing it in direction along (ν_i, ν_{i+1}) .

8.3 Projection of a coherent path in skeleton

For each stretched unit ω in \mathcal{F} , there is an inherent partition on $E(\omega)$. This leads to defining a special path, called a coherent path, in \mathcal{F} as follows.

Definition 28 ([DV94]). *Any path consisting of a single edge is a coherent path. Let $P = \langle \nu_1, e_1, \nu_2, \dots, \nu_k \rangle$ be any path consisting of 2 or more edges in \mathcal{F} . P is said to be a coherent path if for each ν_i with $1 < i < k$, ν_i is a stretched unit and the two edges e_{i-1} and e_i lie on the opposite sides of its inherent partition.*

Along similar lines as the projection of an edge (see Definition 27), a coherent path in \mathcal{F} is said to be projected to a structural edge e in \mathcal{H} if there is at least one edge of the path that is distinguished by a minimal cut of \mathcal{H} defined by e .

Lemma 49. *Let $\langle x, y, z \rangle$ be any 2-length coherent path in \mathcal{F} . $\pi(\langle x, y, z \rangle)$ is a proper path with $\pi(x)$ and $\pi(z)$ as its initial and final parts respectively.*

Proof. Let $\pi(y) = \langle \nu_j, e_j, \nu_{j+1}, \dots, \nu_k \rangle$. It follows from Lemma 48 implies that the structural edge $e_j = (\nu_j, \nu_{j+1})$ belongs to $\pi(x, y)$ as well as $\pi(y, z)$. Consider the strip defined by $\mathcal{C}(\nu_j, e_j)$. It follows from DISTINCTNESS property (Theorem 5) that y appears as a non-terminal in this strip. Furthermore, it follows from UNIQUE-INHERENT-PARTITION property (Theorem 6) that edges (x, y) and (y, z) lie on the opposite sides of the inherent partition of $E(y)$. Without loss of generality, assume that x appears on the side- s and z appears on the side- t of y in the strip defined by $\mathcal{C}(\nu_j, e_j)$. Therefore, there exists a S -mincut $(A, \bar{A}) \in \mathcal{C}(\nu_j, e_j)$ such that $x \in A$ and $y \in \bar{A}$. So it follows from Theorem 14(1) that $\pi(y)$ is a suffix of $\pi(x, y)$ while traversing $\pi(x, y)$ in the direction along (ν_j, ν_{j+1}) . Similarly, there also exists a S -mincut $(A', \bar{A}') \in \mathcal{C}(\nu_j, e_j)$ such that $y \in A'$ and $z \in \bar{A}'$. So it follows from Theorem 14(2) that $\pi(y)$ is a prefix of $\pi(y, z)$ while traversing $\pi(y, z)$ in the direction along (ν_j, ν_{j+1}) . Hence $\pi(\langle x, y, z \rangle)$ is a proper path with $\pi(x)$ and $\pi(z)$ as its initial and final part respectively. \square

We can extend Lemma 49 immediately to a coherent path of any length as follows.

Theorem 15 (Theorem 5 in [DV94]). *Let $\langle \omega_1, \dots, \omega_k \rangle$ be a coherent path between units ω_1 and ω_k in \mathcal{F} . The projection of this path in \mathcal{H} is a proper path with $\pi(\omega_1)$ as its initial part and $\pi(\omega_k)$ as its final part.*

9 Conclusion

We have presented the first complete, simpler, and self-contained proofs for the connectivity carcass – a compact structure for storing all Steiner mincuts designed by Dinitz and Vainshtein [DV94]. We firmly believe that this manuscript will become the definitive reference for understanding the connectivity carcass in the future.

A sensitivity oracle for all-pairs mincuts is a compact data structure for reporting mincut between any given pair of vertices upon insertion or failure of any given edge. It can be viewed as a dynamic structure in a very restricted setting. Connectivity carcass has served as the foundational structure in the design of the sensitivity oracles for all-pairs mincuts [BP22]. So, it is natural to hope that the connectivity carcass offers a promising direction for the dynamic all-pairs mincuts. This problem has remained elusive till date, although there has been a lot of research on dynamic global mincuts (see [EHL25] and reference therein). In our view, the simpler and lighter exposition of connectivity carcass given in this article will help the researchers pursue this direction.

Acknowledgements

This research work is partially supported by Tapas Mishra Memorial Chair at IIT Kanpur. This research work started when Abhyuday Pandey was a student at IIT Kanpur and Surender Baswana was at Paderborn University, on sabbatical from IIT Kanpur. Surender Baswana was supported by a fellowship from the Alexander von Humboldt Foundation during his sabbatical, and he is grateful to Friedhelm Meyer auf der Heide who, as a host for the Humboldt Fellowship at Paderborn University, provided him a highly supportive, encouraging, and free atmosphere conducive for research work.

We are grateful to Koustav Bhanja and Anupam Roy for many helpful discussions and their suggestions on improving a preliminary version of this article. We are truly indebted to Yefim Dinitz and Alek Vainshtein for their thorough review and valuable comments on a preliminary version of this article.

References

- [ALPS23] Amir Abboud, Jason Li, Debmalya Panigrahi, and Thatchaphol Saranurak. All-pairs max-flow is no harder than single-pair max-flow: Gomory-hu trees in almost-linear time. In *64th IEEE Annual Symposium on Foundations of Computer Science, FOCS 2023, Santa Cruz, CA, USA, November 6-9, 2023*, pages 2204–2212. IEEE, 2023.
- [BBP23] Surender Baswana, Koustav Bhanja, and Abhyuday Pandey. Minimum+1 (s, t) -cuts and dual-edge sensitivity oracle. *ACM Trans. Algorithms*, 19(4):38:1–38:41, 2023.
- [Bel14] Alex Belous. The general structure of edge-connectivity of a vertex subset in a graph. even case. Master’s thesis, Department of Computer Science, University of Haifa, 2014.
- [BF04] Michael A. Bender and Martin Farach-Colton. The level ancestor problem simplified. *Theor. Comput. Sci.*, 321(1):5–12, 2004.
- [BP22] Surender Baswana and Abhyuday Pandey. Sensitivity oracles for all-pairs mincuts. In Joseph (Seffi) Naor and Niv Buchbinder, editors, *Proceedings of the 2022 ACM-SIAM Symposium on Discrete Algorithms, SODA 2022, Virtual Conference / Alexandria, VA, USA, January 9 - 12, 2022*, pages 581–609. SIAM, 2022.
- [DN] Yefim Dinitz and Zeev Nutov. Cactus tree type models for families of bisections of a set.
- [DV94] Yefim Dinitz and Alek Vainshtein. The connectivity carcass of a vertex subset in a graph and its incremental maintenance. In Frank Thomson Leighton and Michael T. Goodrich, editors, *Proceedings of the Twenty-Sixth Annual ACM Symposium on Theory of Computing, 23-25 May 1994, Montréal, Québec, Canada*, pages 716–725. ACM, 1994.
- [DV95] Yefim Dinitz and Alek Vainshtein. Locally orientable graphs, cell structures, and a new algorithm for the incremental maintenance of connectivity carcasses. In Kenneth L. Clarkson, editor, *Proceedings of the Sixth Annual ACM-SIAM Symposium on Discrete Algorithms, 22-24 January 1995. San Francisco, California, USA*, pages 302–311. ACM/SIAM, 1995.
- [DV00] Yefim Dinitz and Alek Vainshtein. The general structure of edge-connectivity of a vertex subset in a graph and its incremental maintenance. odd case. *SIAM J. Comput.*, 30(3):753–808, 2000.
- [DW98] Yefim Dinitz and Jeffery R. Westbrook. Maintaining the classes of 4-edge-connectivity in a graph on-line. *Algorithmica*, 20(3):242–276, 1998.
- [EDL76] A.V. Karzanov E.A. Dinitz and M.V. Lomonosov. On the structure of a family of minimum weighted cuts in a graph. In *Studies in Discrete Optimizations*, 1976.
- [EHL25] Antoine El-Hayek, Monika Henzinger, and Jason Li. Fully dynamic approximate minimum cut in subpolynomial time per operation. In Yossi Azar and Debmalya Panigrahi, editors, *Proceedings of the 2025 Annual ACM-SIAM Symposium on Discrete Algorithms, SODA 2025, New Orleans, LA, USA, January 12-15, 2025*, pages 750–784. SIAM, 2025.

- [HHS24a] Zhongtian He, Shang-En Huang, and Thatchaphol Saranurak. Cactus representation of minimum cuts: Derandomize and speed up. In David P. Woodruff, editor, *Proceedings of the 2024 ACM-SIAM Symposium on Discrete Algorithms, SODA 2024, Alexandria, VA, USA, January 7-10, 2024*, pages 1503–1541. SIAM, 2024.
- [HHS24b] Zhongtian He, Shang-En Huang, and Thatchaphol Saranurak. Cactus representations in polylogarithmic max-flow via maximal isolating mincuts. In David P. Woodruff, editor, *Proceedings of the 2024 ACM-SIAM Symposium on Discrete Algorithms, SODA 2024, Alexandria, VA, USA, January 7-10, 2024*, pages 1465–1502. SIAM, 2024.
- [HLRW24] Monika Henzinger, Jason Li, Satish Rao, and Di Wang. Deterministic near-linear time minimum cut in weighted graphs. In David P. Woodruff, editor, *Proceedings of the 2024 ACM-SIAM Symposium on Discrete Algorithms, SODA 2024, Alexandria, VA, USA, January 7-10, 2024*, pages 3089–3139. SIAM, 2024.
- [Kah62] Arthur B. Kahn. Topological sorting of large networks. *Communications of the ACM*, 5 (11):558–562, 1962.
- [Lov79] L. Lovász. *Combinatorial problems and exercises*. North-Holland Publishing Co., Amsterdam-New York, 1979.
- [LP20] Jason Li and Debmalya Panigrahi. Deterministic min-cut in poly-logarithmic max-flows. In Sandy Irani, editor, *61st IEEE Annual Symposium on Foundations of Computer Science, FOCS 2020, Durham, NC, USA, November 16-19, 2020*, pages 85–92. IEEE, 2020.
- [NI00] Hiroshi Nagamochi and Toshihide Ibaraki. Polyhedral structure of submodular and posi-modular systems. *Discrete Applied Mathematics*, 107(1):165–189, 2000. SI Boolean Functions.
- [NK94] Hiroshi Nagamochi and Tiko Kameda. Canonical cactus representation for minimum cuts. *Japan Journal of Industrial and Applied Mathematics*, 11(3):343–361, Oct 1994.
- [PQ82] Jean-Claude Picard and Maurice Queyranne. On the structure of all minimum cuts in a network and applications. *Math. Program.*, 22(1):121, 1982.
- [PY21] Seth Pettie and Longhui Yin. The structure of minimum vertex cuts. In Nikhil Bansal, Emanuela Merelli, and James Worrell, editors, *48th International Colloquium on Automata, Languages, and Programming, ICALP 2021, July 12-16, 2021, Glasgow, Scotland (Virtual Conference)*, volume 198 of *LIPICs*, pages 105:1–105:20. Schloss Dagstuhl - Leibniz-Zentrum für Informatik, 2021.
- [vdBCP⁺23] Jan van den Brand, Li Chen, Richard Peng, Rasmus Kyng, Yang P. Liu, Maximilian Probst Gutenberg, Sushant Sachdeva, and Aaron Sidford. A deterministic almost-linear time algorithm for minimum-cost flow. In *64th IEEE Annual Symposium on Foundations of Computer Science, FOCS 2023, Santa Cruz, CA, USA, November 6-9, 2023*, pages 503–514. IEEE, 2023.
- [Wes93] J. Westbrook. Incremental algorithms for four-edge connectivity. *The abstract of the lecture to be held at the CS seminar of Bell Labs*, March 10, 1993.

A A t -cactus for all valid cuts of S

In the following section, we introduce a special family of cuts. This family of cuts will form the foundation for the t -cactus storing all valid cuts of S that we describe in the subsequent section. This family of valid cuts is inspired by *circular partition* defined by Nagamochi and Kameda [NK94] in the context of a cactus for global mincuts.

A.1 Circular family of valid cuts of S

Let \mathcal{A} be any set $\{S_1, \dots, S_\ell\}$ of non-empty subsets of S . \mathcal{A} is said to be a partition of S if $S_i \cap S_j = \emptyset$ for each $i \neq j$ and $\bigcup_{1 \leq i \leq \ell} S_i = S$. Each cut of \mathcal{A} also defines a cut of S as follows. If S_{i_1}, \dots, S_{i_k} are any $k < \ell$ elements from \mathcal{A} defining its cut, then $\bigcup_{1 \leq j \leq k} S_{i_j}$ is proper subset of S , and hence defines a cut of S as well. A cut of \mathcal{A} is said to be a valid cut of \mathcal{A} if the corresponding cut of S , defined in this manner, is a valid cut of S . We define the circular family of valid cuts as follows.

Definition 29 (Circular family of valid cuts). *Let $\mathcal{A} = \{S_1, \dots, S_\ell\}$ be a partition of S where each S_i is a valid cut of S . \mathcal{A} is said to form a circular family of valid cuts of S if there exists a cycle O of ℓ nodes, each storing a unique element from \mathcal{A} such that each minimum cut of the cycle also defines a valid cut of S .*

Each minimum cut of a cycle is defined by a pair of edges of the cycle. So there are precisely $\ell(\ell - 1)/2$ minimum cuts of cycle O . Interestingly, these and only these are the valid cuts of \mathcal{A} as shown in the following lemma.

Lemma 50. *Let $\mathcal{A} = \{S_1, \dots, S_\ell\}$ be a circular family of valid cuts of S , represented by a cycle O . Let $(A', \overline{A'})$ be any cut of \mathcal{A} . If $(A', \overline{A'})$ is not a minimum cut in O , the corresponding cut of S cannot be a valid cut of S .*

Proof. We present a proof by contradiction. Suppose $(A', \overline{A'})$ is not a minimum cut in O , but is a valid cut of S . Let us color the nodes of the cycle O such that the nodes belonging to A' are colored black and the nodes belonging to $\overline{A'}$ are colored white. Observe that $(A', \overline{A'})$ cannot be represented by a pair of edges in O since it is not a minimum cut of O . Therefore, there will be multiple maximal segments of black nodes in cycle O that define A' . Refer to Figure 19 (i). In such a scenario, without loss of generality, we can assume that A' is defined by precisely two black segments in cycle O as follows.

If there are more than two black segments in cycle O , there will be more than 4 edges of the cycle that define A' . Let us label these edges as e_1, e_2, \dots in counter-clockwise order in the cycle O . Let $(A_{1,4}, \overline{A_{1,4}})$ be the cut defined by edges e_1 and e_4 . It is a valid cut of S since it is a minimum cut of O . It can be observed that the cut defined by A' crosses the cut defined by $A_{1,4}$. Refer to Figure 19 (i). Hence, using lemma 10, $A' \cap A_{1,4}$ defines a valid cut as well. Observe that $A' \cap A_{1,4}$ has precisely 2 maximal black segments, and so we can redefine A' to be $A' \cap A_{1,4}$. So henceforth, we can assume that there are precisely 2 maximal black segments of cycle O that define A' . Refer to Figure 19 (ii).

Let $(A_{1,3}, \overline{A_{1,3}})$ be the cut defined by edges e_1 and e_3 , and let $(A_{2,4}, \overline{A_{2,4}})$ be the cut defined by edges e_2 and e_4 . Each of them is a valid cut of S since each of them is defined by a minimum cut of O . But the cut defined by $A_{1,3}$ crosses the cut defined by $A_{2,4}$. This observation combined with the fact that the set of valid cuts forms a crossing family (see Definition 15 and Lemma 10) implies that $(A_{1,3} \setminus A_{2,4}) \cup (A_{2,4} \setminus A_{1,3})$ cannot define a valid cut of S . But this union is set A' . Hence $(A', \overline{A'})$ is not a valid cut of S – a contradiction. \square

The following lemma can be seen as an immediate corollary of the lemma stated above.

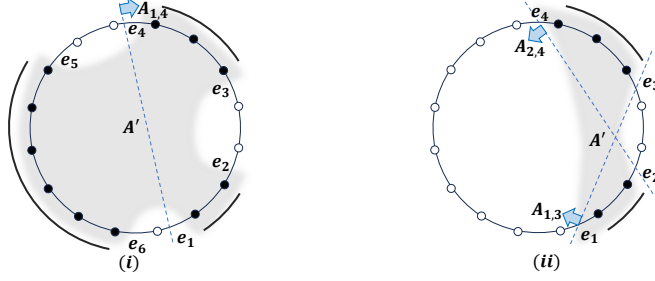


Figure 19: (i) A' consists of more than 2 black segments (ii) A' consists of 2 black segments.

Lemma 51. *Given a circular family of valid cuts of S , the cycle that represents it is unique.*

The following lemma states a very surprising property of a circular family of valid cuts.

Lemma 52. *Let $\mathcal{A} = \{S_1, \dots, S_\ell\}$ be a partition of S , where the cut defined by $\{S_i\} \forall 1 \leq i \leq \ell$, is a valid cut of \mathcal{A} . Moreover, these and only these are the laminar cuts in the family of all valid cuts of \mathcal{A} . If there is any pair of crossing valid cuts of \mathcal{A} , \mathcal{A} is a circular family of valid cuts of S .*

Proof. We shall prove the assertion by induction on ℓ .

Let $(A', \overline{A'})$ and $(A'', \overline{A''})$ be any pair of crossing valid cuts of \mathcal{A} . Refer to Figure 20(i). These cuts split the entire set \mathcal{A} into 4 non-empty subsets. For the sake of distinctness and ease of explanation, we color the vertices of each subset with a unique color, namely, green, blue, magenta, & yellow, and label the corresponding subsets as G, B, M, Y respectively. It follows from Lemma 10 that each of these 4 subsets defines a valid cut of S . Observe that $A' = M \cup Y$, and $A'' = B \cup M$.

Base case: $\ell = 4$.

In this case, each of the sets G, B, M , and Y are singleton sets. Moreover, it is given that $M \cup Y$ and $B \cup M$ already define valid cuts of S . So it is easy to observe that each minimum cut of the cycle $\langle Y, M, B, G \rangle$ is a valid cut of S . So \mathcal{A} is a circular family of valid cuts of S .

Induction step: Suppose the assertion holds for all $\ell < k$ for any $k > 4$. The overall idea to establish that the assertion holds for $\ell = k$ is the following. First, using induction, we shall show that there are 4 circular families of valid cuts, each of size $< k$. We shall then establish some crucial properties of these families. We shall then use 2 of these families to construct a cycle consisting of elements of \mathcal{A} , and then show that each minimum cut of this cycle is a valid cut of S .

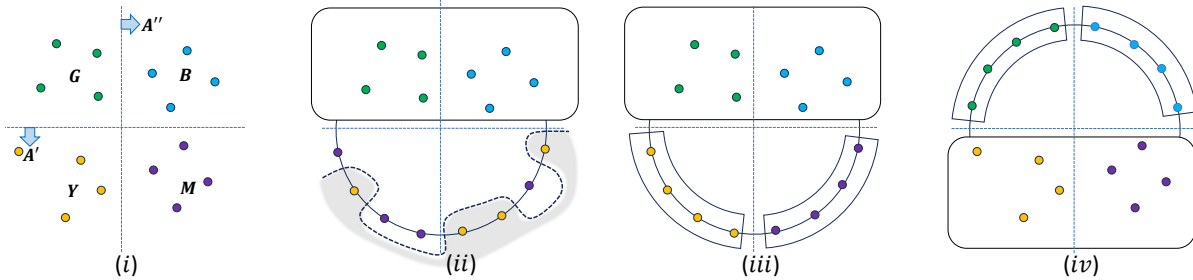


Figure 20: (i) A' and A'' define crossing cuts (ii) Cut defined by Y in cycle of \mathcal{A}_{MY} (iii) Contiguous segments of Y and M in cycle of \mathcal{A}_{MY} , (iv) cycle of \mathcal{A}_{GB}

Consider set \mathcal{A}_{MY} obtained from \mathcal{A} by replacing all elements belonging to $\overline{A'} = G \cup B$ by a single element. If A' has only 2 elements (one each in Y and M), it follows that \mathcal{A}_{MY} has 3 valid cuts and it is trivially a circular family of cuts. If A' has more than 2 elements, let us assume without loss of generality that M has at least 2 elements. We shall now show that \mathcal{A}_{MY} is a circular family of cuts.

Each valid cut of \mathcal{A}_{MY} is also a valid cut of \mathcal{A} . So (M, \overline{M}) is also a valid cut of \mathcal{A} . Moreover, it must be a crossing valid cut of \mathcal{A} since M has at least 2 elements of \mathcal{A} . So let (N, \overline{N}) be a valid cut of \mathcal{A} that crosses it. If (N, \overline{N}) does not cross $(A', \overline{A'})$, (M, \overline{M}) and (N, \overline{N}) define a pair of crossing valid cuts of \mathcal{A}_{MY} . If (N, \overline{N}) crosses the cut $(A', \overline{A'})$, it follows from Lemma 10 that $A' \cap N$ defines a valid cut of S . Observe that this cut is present as a cut in \mathcal{A}_{MY} and crosses (M, \overline{M}) . So (M, \overline{M}) and $(A' \cap N, \overline{A' \cap N})$ define a pair of crossing valid cuts of \mathcal{A}_{MY} . So considering both the cases, using induction hypothesis, it follows that \mathcal{A}_{MY} is a circular family of valid cuts of S .

So, it follows from Lemma 51 that there exists a unique cycle associated with \mathcal{A}_{MY} . Observe that each element of \mathcal{A} belonging to Y (likewise M) appears as a node in this cycle. Can these nodes appear non-contiguously in this cycle, say as shown in Figure 20(ii)? Lemma 50 rules out this possibility since $Y = A' \cap \overline{A''}$ defines a valid cut of S and hence must be represented by a pair of edges in the cycle corresponding to \mathcal{A}_{MY} . Therefore, set Y (likewise M) must appear as a single contiguous segment in the cycle associated with \mathcal{A}_{MY} as illustrated in Figure 20(iii). This inference gets carried over to sets \mathcal{A}_{GB} , \mathcal{A}_{YG} and \mathcal{A}_{BM} seamlessly.

We now construct a cycle whose nodes will be elements of \mathcal{A} as follows. Consider the cycle associated with \mathcal{A}_{MY} . We replace the node corresponding to $\overline{A'} (= G \cup B)$ in this cycle by the segment consisting of G and B in the cycle associated with \mathcal{A}_{GB} . Observe that the segment corresponding to G (likewise B) is joined with the segment corresponding to Y (likewise M) to form this cycle. Figure 21(i) illustrates this cycle, to be denoted by O henceforth.

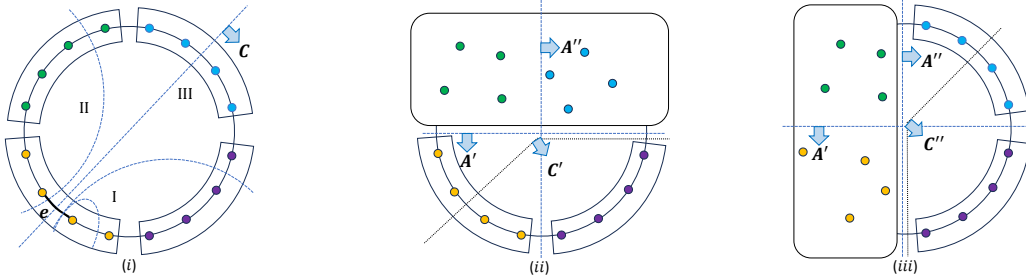


Figure 21: (i) cycle O with types of cuts passing through e , (ii) cut $C' = C \cap A'$ (iii) cut $C'' = C \cap A''$

Let e be any arbitrary edge in cycle O . To complete the induction step, we shall now show that each minimum cut of cycle O defined by e is a valid cut.

Let us first consider the case when the endpoints of e are of different colors. It is easy to observe that any minimum cut of O defined by e is a valid cut since it already appears in one of the four circular families $(\mathcal{A}_{MY}, \mathcal{A}_{YG}, \mathcal{A}_{GB}, \mathcal{A}_{BM})$. Let us now consider the case when the endpoints of e are of the same color. Without loss of generality, assume that edge e belongs to the yellow (Y) segment. There are the following 3 possibilities for the other edge e' that, together with e , defines a minimum cut in O . Refer to Figure 21(i) for their illustration. (I) e' belongs to the yellow (Y) segment and/or magenta (M) segment of O ; in this case, cut defined by e and e' is a valid cut since this cut appears in circular family \mathcal{A}_{MY} . (II) e' belongs to the green (G) segment of O ; in this case, again the cut defined by e and e' is a valid cut since this cut appears in the circular family of \mathcal{A}_{YG} . (III) e' belongs to blue (B) segment of cycle O . Let C be the cut defined by e and e' (refer to Figure 21(i)). This is the most interesting case. To handle it, consider the cut defined by $C' = C \cap A'$ (refer to Figure 21(ii)). This cut appears in circular family \mathcal{A}_{MY} , and hence is a valid cut of S . Consider cut defined by $C'' = C \cap A''$ (refer to Figure 21(iii)). This cut appears in circular family \mathcal{A}_{BM} , and hence is a valid cut of S . Observe that $C = C' \cup C''$. Now note that the cut defined by C' and the cut defined by C'' cross each other. So it follows from Lemma 10 that C defines a valid cut of S . Hence, we conclude that \mathcal{A} is a circular family of valid cuts of S . \square

A.2 t -cactus storing all valid cuts of S

We present the construction of a t -cactus \mathcal{H} that compactly represents all valid cuts of S . It follows from Definition 14 that each valid cut of S is either a laminar cut or a crossing cut. While it may be possible that there may be no crossing valid cut for a given set S , laminar valid cuts of S always exist. As an example, let $u, v \in S$ be any two vertices separated by a S -mincut. It follows from Lemma 11 that the nearest valid cut from u to v is a laminar cut in the family of all valid cuts of S . Moreover, the total number of laminar valid cuts of S is always $\mathcal{O}(|S|)$ (refer to Lemma 8).

We provide an overview of the construction of \mathcal{H} . We first show that there is a tree T_ℓ whose nodes consist of (possibly empty) disjoint subsets of S satisfying the following properties – (1) Each cut in T_ℓ corresponds to a laminar valid cut of S , and vice versa. (2) All crossing valid cuts are *assigned* to empty nodes of T_ℓ . In order to represent all crossing valid cuts, we implant a cycle at some of the empty nodes. We now provide an algorithmic proof to establish the existence of T_ℓ .

The algorithm draws each of the laminar valid cuts, one by one, as a closed curve on a plane. To begin with, we have a single-node tree storing the entire set S , and the region associated with it is the entire plane. We pick any laminar valid cut of S , say $(S_1, \overline{S_1})$. We draw any closed curve on the plane followed by placing all vertices from S_1 inside the curve and all vertices from $\overline{S_1}$ outside the curve. This results in splitting the plane into two regions separated by this curve that represents the cut $(S_1, \overline{S_1})$. Accordingly, the single node is split into two nodes, each corresponding to these two regions. We join these nodes by an edge, and this edge represents the cut $(S_1, \overline{S_1})$ in the tree. Observe that every other valid cut of S will split exactly one of the two subsets – S_1 or $\overline{S_1}$. This is because $(S_1, \overline{S_1})$ is a laminar cut. This insight allows us to repeat this step recursively on the two regions until we have drawn all laminar valid cuts of S as follows.

Let us first discuss how the plane and the tree look like after processing the first k laminar valid cuts. There will be k non-intersecting closed curves on the plane, each representing one of these laminar cuts. As a result, the plane is split into $k + 1$ regions. These regions, closed curves, the vertices of set S , and the rest of the valid cuts appear in the tree built till now as follows.

- Each region is defined uniquely by a set of closed curves, and it appears as a node in the tree.
- Each closed curve is shared by exactly two regions, so the laminar valid cut corresponding to the curve is represented by the edge joining the nodes corresponding to the two regions.
- Each vertex of set S belongs to exactly one region, and hence is assigned to a unique node in the tree.
- Each of the remaining valid cuts (laminar or crossing) of S is present in exactly one of the $k + 1$ regions, and hence is stored in a unique node in the tree.

We now describe the step for processing $(k + 1)$ th laminar valid cut. Let $(S_{k+1}, \overline{S_{k+1}})$ be the $(k + 1)$ th laminar valid cut. Suppose it is stored in the node μ of the tree built till now. Refer to Figure 22 (i). Suppose μ has ℓ neighbors in the tree labeled ν_1, \dots, ν_ℓ . Since $(S_{k+1}, \overline{S_{k+1}})$ is a laminar cut, we can draw it as a closed curve in the region associated with μ so that each laminar valid cut defining μ remains intact. As a result, the region associated with μ gets split into two regions. Any Steiner vertex present in this region will now belong to exactly one of these two regions. So we split μ into 2 nodes μ_1 and μ_2 representing these regions, and join them by an edge that represents the cut $(S_{k+1}, \overline{S_{k+1}})$. For each neighbor of μ , say ν_i , there is a unique closed curve that separates the region of μ from the region of ν_i . Depending upon which side of the cut $(S_{k+1}, \overline{S_{k+1}})$ does this curve lie, we join ν_i to either μ_1 or μ_2 . Figure 22 (ii) depicts the updating of the tree in this manner.

While processing a laminar valid cut, one of the regions created may be empty (with no Steiner vertices belonging to it). However, it is easy to observe that each empty region will have at least 3 laminar valid cuts defining it. Let T_ℓ be the tree created after processing all laminar valid cuts of S , which are $\mathcal{O}(|S|)$ as stated in Lemma 8. We now state three properties of T_ℓ that follow immediately

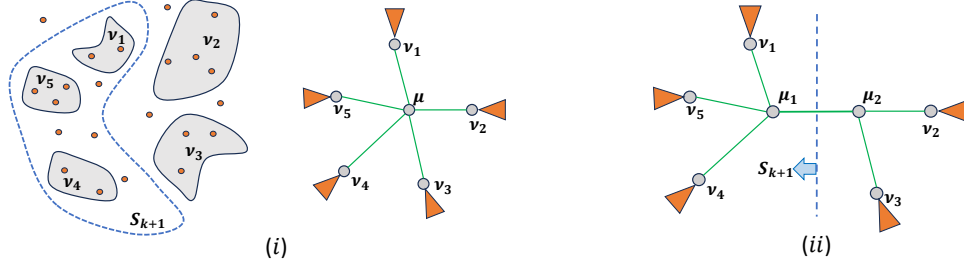


Figure 22: (i) The region associated with node μ defined by $\ell = 5$ laminar valid cuts shown using solid curves and the corresponding tree; the laminar cut $(S_{k+1}, \overline{S_{k+1}})$ is shown using a dotted curve (ii) the tree after introducing the cut $(S_{k+1}, \overline{S_{k+1}})$.

from its construction described above.

1. Each laminar valid cut of S is represented by a unique edge in T_ℓ , and vice versa.
2. Each vertex from S is assigned to a unique node in T_ℓ .
3. Each empty node in T_ℓ must have degree at least 3.

Property 3 implies that the number of empty nodes in T_ℓ is less than the number of leaf nodes. This fact can be used to derive an alternate proof for the $\mathcal{O}(|S|)$ bound on the number of nodes in T_ℓ .

Let $u, v \in S$ be separated by one or more valid cuts. The tight valid cut from u to v has to be a laminar cut (see Lemma 11). This cut has to be present in T_ℓ since T_ℓ stores all laminar valid cuts. The following lemma describes this cut in T_ℓ , its proof is immediate from the structure of T_ℓ .

Lemma 53. *Let u and v belong to nodes μ and ν respectively in T_ℓ . Let e be the first edge on the path from μ to ν . The subtree containing μ after the removal of e from T_ℓ defines the tight valid cut from u to v .*

The remaining valid cuts of S are crossing cuts, and the construction described above has assigned them to respective nodes of T_ℓ . Let us consider any node μ with j neighbors labeled ν_1, \dots, ν_j . It follows from the construction of T_ℓ that the laminar cuts defining μ induce a partition of S into $j + 1$ sets S_0, S_1, \dots, S_j as follows. S_0 is the set of vertices from S belonging to the region associated with μ , and S_i for each $1 \leq i \leq j$ is the set of vertices from S lying on the side of ν_i in the cut defined by edge (μ, ν_i) . The following lemma states crucial information about μ and S_0 .

Lemma 54. *If there are crossing cuts present in the region associated with μ , S_0 must be empty and degree of μ must be at least 4.*

Proof. Let $(S', \overline{S'})$ be any crossing cuts present in the region associated with μ . Observe that this cut must keep S_i intact for each $1 \leq i \leq j$; this is because $(S_i, \overline{S_i})$ is a laminar cut. So the cut that crosses $(S', \overline{S'})$ also has to belong to the same region, and must keep S_i intact for each $1 \leq i \leq j$. Hence, this pair of crossing cuts must partition $\{S_i \mid 1 \leq i \leq j\}$ into 4 non-empty subsets. Therefore, j must be at least 4, and there must be at least two sets from S_1, \dots, S_j lying on either side of $(S', \overline{S'})$. We shall now prove by contradiction that S_0 must be empty. Suppose $u \in S$ is any vertex present in S_0 . Without loss of generality assume that u lies on the side of S' in the cut $(S', \overline{S'})$, that is, $u \in S'$. Let $\overline{S'}$ consists of S_{i_1}, \dots, S_{i_k} for some $2 \leq k \leq j - 2$. Choose any vertex $v \in S_{i_1}$. Refer to Figure 23 (i). It follows from Lemma 53 that $(\overline{S_{i_1}}, S_{i_1})$ is the tight valid cut from u to v . Observe that $(S', \overline{S'})$ is a valid cut of S with $u \in S'$ and $v \in \overline{S'}$, but $S' \subset \overline{S_{i_1}}$. So $(\overline{S_{i_1}}, S_{i_1})$ is not the tight valid cut from u to v – a contradiction. \square

It follows from Lemma 54 that if there are crossing valid cuts present in the region associated with μ , then $\mathcal{A} = \{S_1, \dots, S_j\}$ defines a partition of S . This partition along with any pair of crossing

valid cuts stored in μ fulfill the conditions of Lemma 52. Therefore, $\{S_1, \dots, S_j\}$ is a circular family of valid cuts of S . Let O be the corresponding cycle that represents it. In order to represent all crossing cuts associated with μ , we can implant cycle O at node μ as follows. We first introduce an empty node at the center of each edge incident on μ . Then, we join them in the order specified by O . Finally, we remove μ and all edges incident on it. Refer to Figure 23 (ii) and (iii) for the transformation of μ into a cycle. In the resulting structure, each crossing cut associated with μ appears as a cut defined by a pair of non-adjacent edges of the cycle. We process each empty node of T_ℓ having crossing cuts assigned to it in this manner. It follows from the construction that the resulting structure is a t -cactus storing all valid cuts of S . It is referred to as *skeleton* and represented by \mathcal{H} .

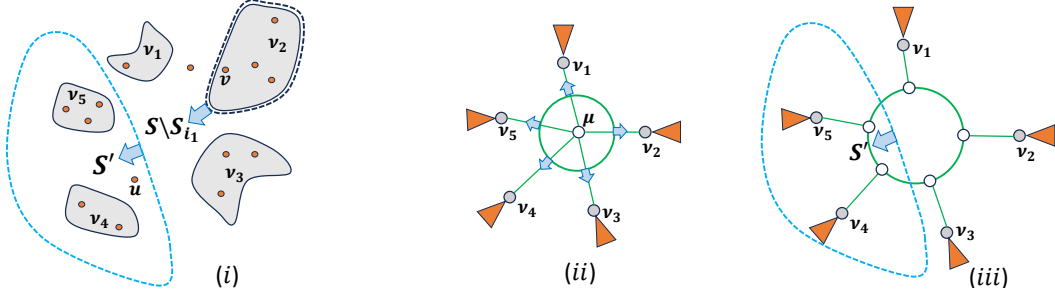


Figure 23: (i) S' is a proper subset of the tight valid cut from u to v (ii) node μ having crossing cuts (iii) the cycle represents all crossing cuts associated with μ .

A.3 An example illustrating the construction of skeleton \mathcal{H}

We now illustrate the construction of skeleton \mathcal{H} for a given graph based on the algorithm described in the previous section. Figure 24(i) shows the graph G ; the weight on an edge represents the number of edges joining its endpoints. Figure 24(ii) shows the flesh graph \mathcal{F} and all the valid cuts of S .

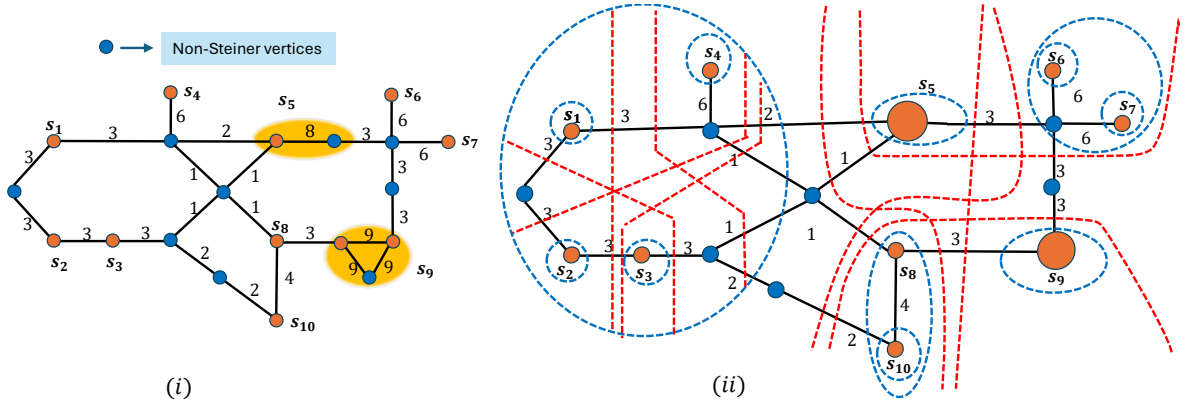


Figure 24: The laminar valid cuts are shown using dotted curves in blue color and the crossing valid cuts are shown in red color.

Figure 25 shows the construction of the tree T_ℓ that stores all the laminar valid cuts of S . These cuts are shown in blue color.

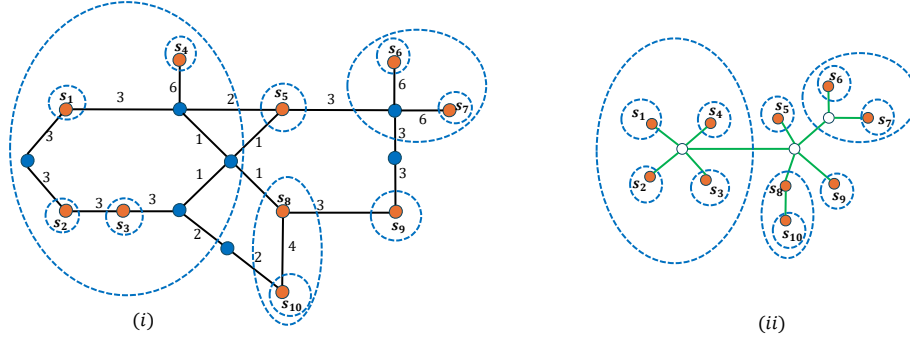


Figure 25: (i) Flesh \mathcal{F} of G and all laminar valid cuts (ii) all laminar valid cuts in tree T_ℓ

Lemma 54 implies that if crossing valid cuts are present in G , there must be empty nodes in T_ℓ such that the crossing valid cuts appear in the region corresponding to these empty nodes; nodes ν_1 and ν_2 in Figure 26 are such empty nodes. Although node ν_3 is an empty node, it does not contain any crossing valid cut.

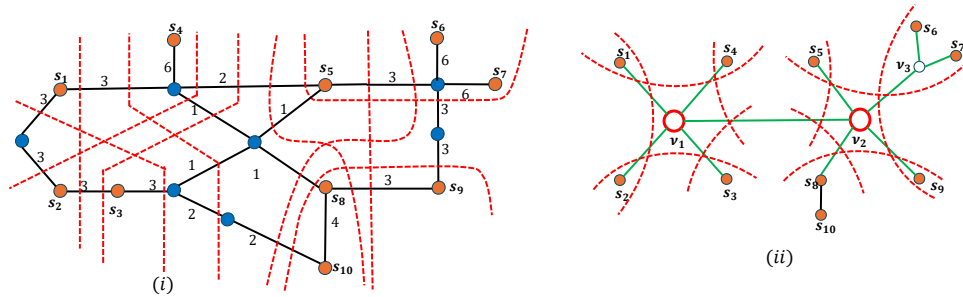


Figure 26: (i) Crossing valid cuts in \mathcal{F} (ii) Crossing valid cuts appearing in the regions of nodes ν_1 and ν_2 in T_ℓ

The transformation of tree T_ℓ into \mathcal{H} is demonstrated in Figure 27. For each of the empty nodes ν_1 and ν_2 that have crossing cuts, we first embed an empty node in the center of each edge incident on them. Then, we join them in the order defined by the circular family associated with the node. Finally, we remove the empty node and all edges incident on it.

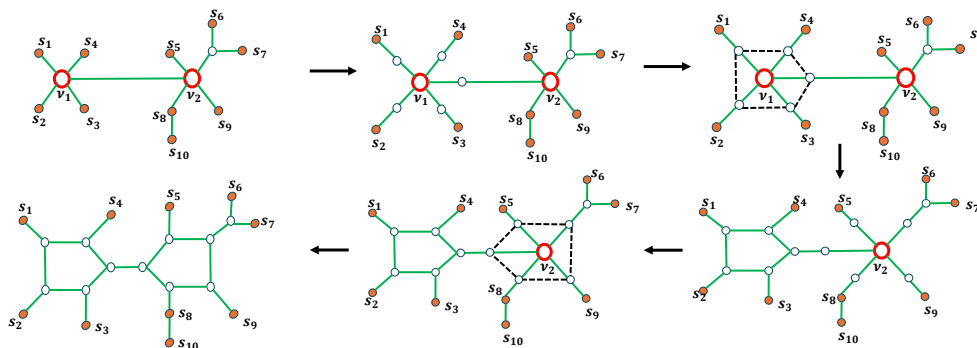


Figure 27: Transformation of T_ℓ into t -cactus \mathcal{H}