

Techniques for improved statistical convergence in quantification of eddy diffusivity moments

Dana L. O.-L. Lavacot,^{*} Jessie Liu, and Ali Mani
Stanford University

Brandon E. Morgan
Lawrence Livermore National Laboratory

(Dated: March 11, 2025)

arXiv:2503.06418v1 [physics.flu-dyn] 9 Mar 2025

Abstract

While recent approaches, such as the macroscopic forcing method (MFM) or Green’s function-based approaches, can be used to compute Reynolds-averaged Navier–Stokes closure operators using forced direct numerical simulations, MFM can also be used to directly compute moments of the effective nonlocal and anisotropic eddy diffusivities. The low-order spatial and temporal moments contain limited information about the eddy diffusivity but are often sufficient for quantification and modeling of nonlocal and anisotropic effects. However, when using MFM to compute eddy diffusivity moments, the statistical convergence can be slow for higher-order moments. In this work, we demonstrate that using the same direct numerical simulation (DNS) for all forced MFM simulations improves statistical convergence of the eddy diffusivity moments. We present its implementation in conjunction with a decomposition method that handles the MFM forcing semi-analytically and allows for consistent boundary condition treatment, which we develop for both scalar and momentum transport. We demonstrate that for a two-dimensional Rayleigh–Taylor instability case study, when this technique is applied with $\mathcal{O}(100)$ simulations, we achieve a similar quality of convergence as with $\mathcal{O}(1000)$ simulations using the original method. We then demonstrate the impacts of improved convergence on the quantification of the eddy diffusivity.

I. INTRODUCTION

For many flows, direct numerical simulation (DNS) of the governing equations is computationally cost-prohibitive and only the averaged quantities, e.g., spatially- or temporally-averaged mean scalar or velocity fields, are needed. Reynolds-averaged Navier–Stokes (RANS) models are widely used in such applications. In RANS modeling, the flow variables are Reynolds decomposed into mean and fluctuating components, and closure models are needed for unclosed terms involving the product of fluctuating quantities, e.g., scalar fluxes or Reynolds stresses.

Many closure models use the Boussinesq approximation [1] which, under an assumption of scale separation and isotropy of the underlying mixing process, results in a local and isotropic eddy diffusivity for scalar transport or, analogously, eddy viscosity for momentum transport. For many complex flows, the Boussinesq approximation is invalid [2], and generally the eddy diffusivity is nonlocal and anisotropic [3–5].

Recent approaches, such as the macroscopic forcing method (MFM) of Mani and Park [6] or Green’s function approach of Hamba [5, 7], can be used to compute the nonlocal and anisotropic eddy diffusivity. These eddy diffusivities (or viscosities) are exact in that substitution of these operators back into the mean scalar (or mean momentum) equations

* Contact author: dlol@stanford.edu

results in DNS mean quantities. Kraichnan [4] derived an exact nonlocal and anisotropic expression for the scalar flux and Reynolds stress tensor using a Green’s function. Hamba [5, 7] modified the expression to be feasible for numerical implementation for scalar and momentum transport, respectively. Because this approach needs the Green’s function solution at each location in the averaged space, using a separate DNS for each location, computing the nonlocal and anisotropic eddy diffusivity requires as many DNSs as degrees of freedom in the averaged space.

Mani and Park [6] developed MFM, a linear-algebra-based method for numerically obtaining closure operators. In MFM, one examines the closure operator by applying an appropriate forcing (not necessarily a Dirac delta function) to the governing equations and measures the averaged response. MFM can obtain the exact nonlocal and anisotropic eddy diffusivity similar to the approach of Hamba [5, 7]. However, the primary use of MFM is to directly obtain spatial or temporal moments of the eddy diffusivity, using one simulation per desired moment. Liu et al. [8] showed how to use the limited information from a few low-order moments to model the eddy diffusivity. The modeled eddy diffusivity is nonlocal and matches the measured low-order moments, while the shape of its kernel approximately resembles the true kernel. Lavacot et al. [9] quantified nonlocal effects in two-dimensional Rayleigh–Taylor instability by using MFM-measured eddy diffusivity moments and showed improvement over a local model when including these low-order moments in the nonlocal model form suggested by Liu et al. [8].

In MFM, two sets of equations are solved: the donor and receiver equations. The donor equations provide flow fields needed for the solution of the receiver equations, which are macroscopically forced when probing the eddy diffusivity moments. For example, in the case of determining the closure operator for mean scalar transport in natural convection, the donor equations would be the Navier–Stokes equations two-way-coupled with the scalar transport equation, and the receiver equations would be forced scalar transport equations with different macroscopic forcings. Each receiver equation is forced to obtain a specific spatiotemporal moment of the eddy diffusivity kernel. For ease of implementation, it is natural to run simulations for each eddy diffusivity moment separately where each simulation solves its own donor and receiver equations. However, due to numerical differences between processes in the simulations, the repeated numerical solutions to the donor equations may have differences. Due to the chaotic nature of turbulence, this error can amplify and lead to $\mathcal{O}(1)$ difference in numerical solutions to the donor equations. As we show, this instantaneous difference can propagate as error when determining higher-order moments and lead to slow statistical convergence of the eddy diffusivity moments with respect to the number of realizations.

To avoid this slow convergence, an MFM simulation can instead use one donor to service multiple receiver equations. That is, the individual MFM simulations described in the

previous paragraph can be combined into one simulation using one donor but solving for multiple sets of receiver equations. Using one donor then prevents statistical error from random processes and reduces the overall computational cost of MFM, since only one donor needs to be solved.

With this method, we can also utilize the decomposition introduced by Liu et al. [8] to semi-analytically treat the MFM forcing; we call this combined single donor and semi-analytical forcing approach the *decomposition MFM*. The decomposition method alleviates boundary condition issues when the MFM forcing is incompatible with the boundary conditions of the problem. Liu et al. [8] demonstrated the decomposition method for scalar transport in a steady laminar inhomogeneous flow. In this work, we extend the decomposition method to obtain spatiotemporal moments of the eddy diffusivity for general unsteady and chaotic flows as well as momentum transport. We then apply the decomposition MFM to scalar transport in Rayleigh-Taylor (RT) instability to illustrate the acceleration of statistical convergence due to use of a single donor and its compatibility with the proposed decomposition method.

In this work, we begin with scalar transport before generalizing to momentum transport. In Section II, we define the nonlocal and anisotropic eddy diffusivity and its moments. In Section III, we introduce MFM for directly computing the eddy diffusivity moments. In Section IV, we develop the decomposition method for general unsteady and chaotic flows. In Section V, we generalize to momentum transport and the nonlocal and anisotropic eddy viscosity. In Section VI, as an illustrative example, we demonstrate the improved statistical convergence of the eddy diffusivity moments for 2D RT instability and discuss the modeling impacts.

II. PROBLEM FORMULATION FOR SCALAR TRANSPORT

The governing equation for a passive scalar is

$$\frac{\partial c}{\partial t} + \frac{\partial}{\partial x_i} (u_i c) = D_M \frac{\partial^2 c}{\partial x_i \partial x_i}, \quad (1)$$

where $c(\mathbf{x}, t)$ is a passive scalar field, $u_i(\mathbf{x}, t)$ is an incompressible velocity field, and D_M is the molecular diffusivity. The average, which we denote using $\langle \cdot \rangle$, may be defined as an ensemble average if the flow is ergodic, a temporal average if the flow is statistically stationary, and/or a spatial average if the flow is statistically homogeneous. Substitution of the Reynolds decomposition, $c = \langle c \rangle + c'$, into the scalar transport equation in (1) and averaging gives

$$\frac{\partial \langle c \rangle}{\partial t} + \frac{\partial}{\partial x_i} (\langle u_i \rangle \langle c \rangle) = D_M \frac{\partial^2 \langle c \rangle}{\partial x_i \partial x_i} - \frac{\partial}{\partial x_i} \langle u'_i c' \rangle, \quad (2)$$

where $\langle u'_i c' \rangle$ is the unclosed turbulent scalar flux that needs to be modeled.

If 1) the length and time scales of the underlying fluctuations are much smaller than those of the mean scalar gradient, and 2) the mixing by the underlying fluctuations is isotropic, then the Boussinesq approximation [1] is valid, and the turbulent scalar flux can be modeled as

$$-\langle u'_i c' \rangle = D \frac{\partial \langle c \rangle}{\partial x_i}, \quad (3)$$

where D is a local and isotropic eddy diffusivity. Although widely-used, the Boussinesq approximation is often invalid for complex flows [2].

More generally, the turbulent scalar flux can be formulated exactly using the nonlocal and anisotropic eddy diffusivity [3–5]:

$$-\langle u'_i c' \rangle(\mathbf{x}, t) = \int \int D_{ij}(\mathbf{x}, \mathbf{x}', t, t') \left. \frac{\partial \langle c \rangle}{\partial x_j} \right|_{\mathbf{x}', t'} d\mathbf{x}' dt', \quad (4)$$

where $D_{ij}(\mathbf{x}, \mathbf{x}', t, t')$ is the eddy diffusivity kernel. The eddy diffusivity is nonlocal in that the kernel allows the turbulent scalar flux to depend on the mean scalar gradient at all points in space and in its time history, \mathbf{x}' and t' , respectively. The eddy diffusivity is anisotropic in that the second-order tensor allows the turbulent scalar flux to depend on all directions of the mean scalar gradient.

The eddy diffusivity may also be characterized by its moments, which are related to the eddy diffusivity kernel by considering the Taylor series expansion locally about $\mathbf{x}' = \mathbf{x}$ and $t' = t$ (also known as a Kramers–Moyal expansion [10]):

$$\begin{aligned} -\langle u'_i c' \rangle(\mathbf{x}, t) = \int \int D_{ij}(\mathbf{x}, \mathbf{x}', t, t') & \left(\left. \frac{\partial \langle c \rangle}{\partial x_j} \right|_{\mathbf{x}, t} + (x'_k - x_k) \left. \frac{\partial^2 \langle c \rangle}{\partial x_k \partial x_j} \right|_{\mathbf{x}, t} \right. \\ & \left. + \dots + (t' - t) \left. \frac{\partial^2 \langle c \rangle}{\partial t \partial x_j} \right|_{\mathbf{x}, t} + \dots \right) d\mathbf{x}' dt' \end{aligned} \quad (5)$$

Since the derivatives of $\langle c \rangle$ are no longer functions of \mathbf{x}' and t' , they can be moved out of the integral, and the above equation can be rearranged as

$$-\langle u'_i c' \rangle(\mathbf{x}, t) = \left[D_{ij}^{00}(\mathbf{x}, t) + D_{ijk}^{10}(\mathbf{x}, t) \frac{\partial}{\partial x_k} + \dots + D_{ij}^{01}(\mathbf{x}, t) \frac{\partial}{\partial t} + \dots \right] \frac{\partial \langle c \rangle}{\partial x_j}, \quad (6)$$

where the eddy diffusivity moments, $D_{ij\dots}^{mn}(\mathbf{x}, t)$ are defined as

$$D_{ij}^{00}(\mathbf{x}, t) = \int \int D_{ij}(\mathbf{x}, \mathbf{x}', t, t') d\mathbf{x}' dt', \quad (7)$$

$$D_{ijk}^{10}(\mathbf{x}, t) = \int \int (x'_k - x_k) D_{ij}(\mathbf{x}, \mathbf{x}', t, t') d\mathbf{x}' dt', \quad (8)$$

⋮

$$D_{ij}^{01}(\mathbf{x}, t) = \int \int (t' - t) D_{ij}(\mathbf{x}, \mathbf{x}', t, t') d\mathbf{x}' dt', \quad (9)$$

⋮

The superscripts denote the m -th order spatial moment and n -th order temporal moment. The leading-order term in the expansion is the zeroth-order spatiotemporal moment, D_{ij}^{00} , and is local and anisotropic. The higher-order spatiotemporal moments can be used to characterize nonlocal effects. For example, by using MFM [6] to measure the moments, Park and Mani [11] investigated nonlocality and anisotropy in turbulent channel flow and Lavacot et al. [9] investigated spatiotemporal nonlocality in Rayleigh–Taylor instability. Liu et al. [8] showed how to use the low-order eddy diffusivity moments to model the nonlocal eddy diffusivity kernel.

III. EDDY DIFFUSIVITY MOMENTS USING THE MACROSCOPIC FORCING METHOD (MFM)

In this section, we briefly introduce MFM for computing closure operators, e.g., the nonlocal and anisotropic eddy diffusivity in Equation (4), before showing MFM for directly computing the eddy diffusivity moments in Equations (7)-(9). We discuss slow convergence in the higher-order moments due to error propagation from the lower-order moments.

In MFM, forcing is added to the scalar transport equation:

$$\frac{\partial c}{\partial t} + \frac{\partial}{\partial x_i} (u_i c) = D_M \frac{\partial^2 c}{\partial x_i \partial x_i} + s, \quad (10)$$

where s is the MFM forcing with the important macroscopic property, $s = \langle s \rangle$. As detailed in Mani and Park [6], by explicitly specifying the MFM forcing, one can arrive at the closure operator by post-processing $\langle c \rangle$. Alternatively, by using the MFM forcing to maintain a specified mean scalar, $\langle c \rangle$, one can also arrive at the closure operator using what is known as inverse MFM. For example, one can compute the nonlocal and anisotropic eddy diffusivity in (4) by specifying the mean scalar such that the gradient is a Dirac delta function at each point in the averaged space and post-processing the turbulent scalar flux. Each point requires a separate forced DNS, and thus obtaining the eddy diffusivity kernel for the entire domain

requires as many DNSs as degrees of freedom in the averaged space. Due to the large number of DNSs needed, this brute force approach is computationally expensive and practically infeasible for problems with many degrees of freedom in the averaged space. The brute force application of inverse MFM with Dirac delta functions results in an approach identical to the Green's function approach of Hamba [5] as discussed in Liu et al. [8].

As an alternative to a computationally expensive brute force approach, inverse MFM can also be used to directly compute the moments of the eddy diffusivity in Equations (7)-(9) by forcing polynomial mean scalars [6]. The eddy diffusivity moments need only one forced DNS per moment, and a few low-order moments are often sufficient for quantification and modeling of nonlocal and anisotropic effects. Consider a simple one-dimensional (1D) example, in which averaging is taken over all directions except x_1 and there is only one component of the scalar flux, $\langle u'_1 c' \rangle$. Equation (6) becomes

$$-\langle u'_1 c' \rangle(x_1, t) = \left[D^{00}(x_1, t) + D^{10}(x_1, t) \frac{\partial}{\partial x_1} + D^{20}(x_1, t) \frac{\partial^2}{\partial x_1^2} + \dots + D^{01}(x_1, t) \frac{\partial}{\partial t} + \dots \right] \frac{\partial \langle c \rangle}{\partial x_1}, \quad (11)$$

where we have omitted the subscripts on the moments, since here we only consider one spatial dimension. To obtain the zeroth-order spatiotemporal moment of the eddy diffusivity, one specifies $\langle c \rangle = x_1$ using inverse MFM and solves the forced scalar transport equation in (10). At each time step, the forcing is used to maintain the specified $\langle c \rangle$ while c is free to evolve. Practically, one can first time advance the governing equation without the forcing and solve for an intermediate scalar field, and then add the forcing in a correction step to ensure the scalar field at the next time step has the requisite $\langle c \rangle$ as discussed in [6, 12]. Postprocessing of $-\langle u'_1 c' \rangle$ leads to the zeroth moment:

$$-\langle u'_1 c' \rangle|_{\langle c \rangle = x_1}(x_1, t) = D^{00}(x_1, t) \quad (12)$$

as shown by substitution of $\langle c \rangle = x_1$ into (11). Specifying $\langle c \rangle$ as higher-order polynomials leads to higher-order moments of the eddy diffusivity. For the first-order spatial moment, specifying $\langle c \rangle = x_1^2/2$ gives

$$-\langle u'_1 c' \rangle|_{\langle c \rangle = x_1^2/2}(x_1, t) = x_1 D^{00}(x_1, t) + D^{10}(x_1, t) \quad (13)$$

as shown by substitution of $\langle c \rangle = x_1^2/2$ into (11). Post-processing the scalar flux and then subtracting out the contribution from the zeroth-order moment leads to D^{10} . Similarly, for the second-order spatial moment, specifying $\langle c \rangle = x_1^3/6$ gives

$$-\langle u'_1 c' \rangle|_{\langle c \rangle = x_1^3/6}(x_1, t) = \frac{x_1^2}{2} D^{00}(x_1, t) + x_1 D^{10}(x_1, t) + D^{20}(x_1, t), \quad (14)$$

and post-processing the scalar flux and then subtracting out the contribution from the zeroth- and first-order spatial moments leads to D^{20} . For the first-order temporal moment, specifying

$\langle c \rangle = x_1 t$ leads to

$$-\langle u'_1 c' \rangle|_{\langle c \rangle = x_1 t}(x_1, t) = t D^{00}(x_1, t) + D^{01}(x_1, t) \quad (15)$$

as shown by substitution of $\langle c \rangle = x_1 t$ into (11). Post-processing the scalar flux and then subtracting out the contribution from the zeroth-moment leads to D^{01} .

For a general multi-dimensional problem, other components of D_{ij}^{mn} can be obtained by specifying the mean scalar in various coordinate directions and post-processing the components of the scalar flux. For example, specifying $\langle c \rangle = x_\alpha$ where $\alpha = 1, 2, \text{ or } 3$ and substituting into the expansion in Equation (6) gives

$$-\langle u'_i c' \rangle(\mathbf{x}, t)|_{\langle c \rangle = x_\alpha} = D_{i\alpha}^{00}(\mathbf{x}, t). \quad (16)$$

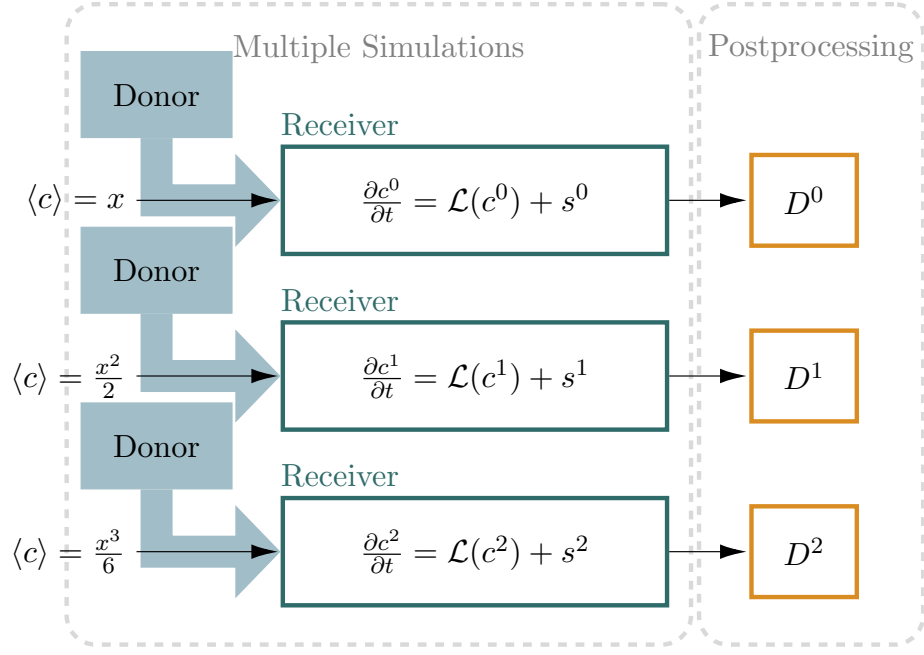
Postprocessing the scalar flux gives the $j = \alpha$ component of the zeroth-order spatiotemporal moment of the eddy diffusivity, $D_{i\alpha}^{00}$. Similarly, for the first-order spatial moment, specifying $\langle c \rangle = x_\alpha^2/2$ leads to

$$-\langle u'_i c' \rangle(\mathbf{x}, t)|_{\langle c \rangle = x_\alpha^2/2} = x_\alpha D_{i\alpha}^{00}(\mathbf{x}, t) + D_{i\alpha\alpha}^{10}(\mathbf{x}, t), \quad (17)$$

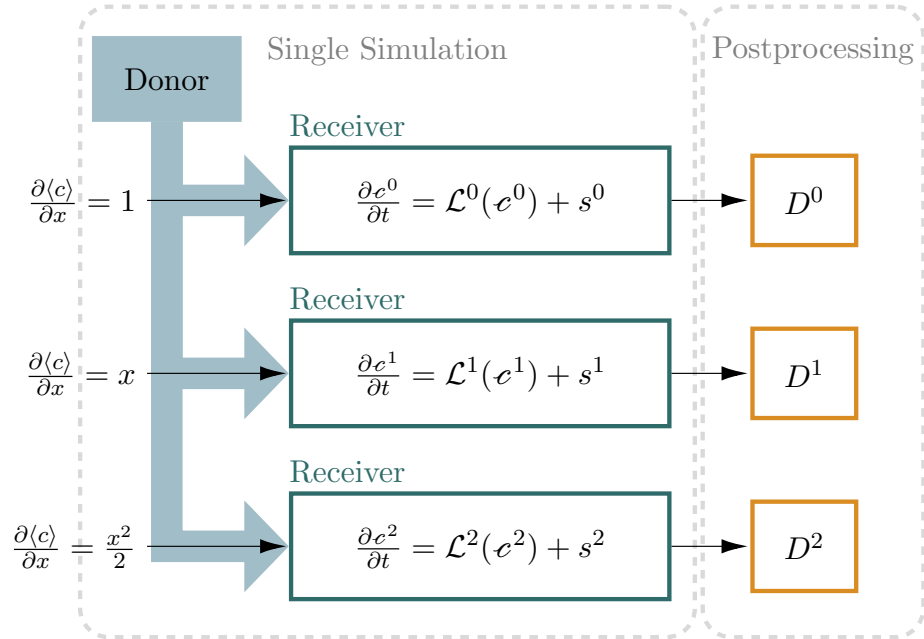
with no summation over α implied. Postprocessing the scalar flux and then subtracting out the contribution from the zeroth-order moment leads to $D_{j\alpha\alpha}^{10}$. Cross components of the first-order spatial moment may be obtained by specifying $\langle c \rangle = x_\alpha x_\beta$ where $\alpha, \beta = 1, 2, \text{ or } 3$ and $\alpha \neq \beta$.

A. Discussion of statistical error

A natural implementation of MFM for some codes is to use separate sets of donor and receiver equations for each moment to be computed. This configuration is illustrated in Figure 1a. This approach is more computationally expensive, since the donor equations are solved multiple times, but is easier to implement, since just one set of receiver equations is one-way coupled to each donor equation. Another approach would be to run an MFM simulation using a single donor for multiple receivers, as illustrated in Figure 1b (the additional decomposition features of this proposed method will be detailed in a later section). As we show in Appendix A, while mathematically equivalent to using a single donor, using separate donor simulations can result in larger statistical error. Separate donor simulations, even when set up with identical initial conditions, may produce different instantaneous results due to differences in the order of arithmetic operations (e.g., from parallelization), augmented by the chaotic nature of turbulence simulations. The resulting differences can propagate as error in the computation of higher-order eddy diffusivity moments from lower-order moments through Equations (13)-(17), ultimately leading to slow statistical convergence. When statistical errors between donors match (i.e., a single donor is used for multiple receivers), the amplified error is removed, and statistical convergence is accelerated.



(a) Standard MFM.



(b) Decomposition method.

FIG. 1: Diagrams outlining MFM and the decomposition method in this work, presented in one dimension for simplicity. Superscripts denote variables (c^i , e^i , etc.) and operators (\mathcal{L}^i) belonging to the receiver equations solved to obtain D^i .

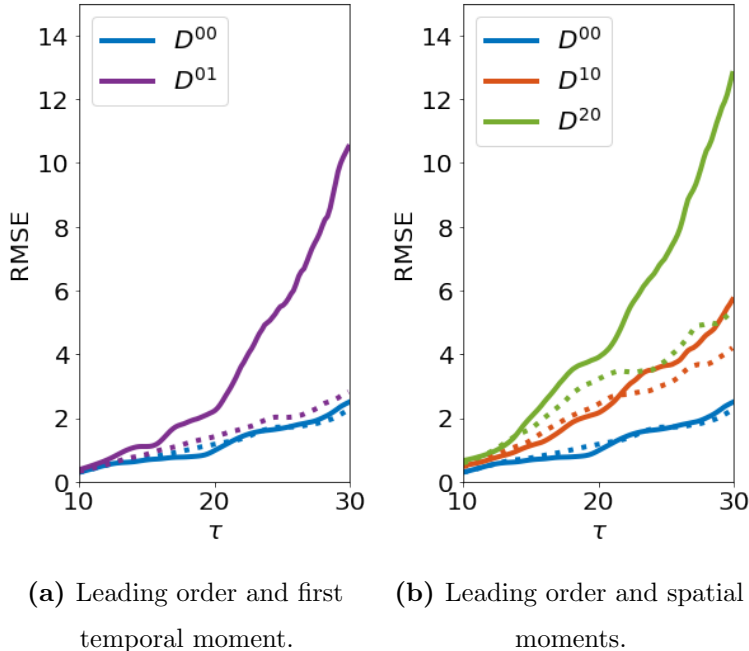


FIG. 2: Root mean square errors (RMSE) of standard (solid lines) and single donor (dotted lines) MFM as percent of maximum magnitude of each eddy diffusivity moment at each time. Errors are computed at 20 realizations with respect to 200 realizations for each method.

To illustrate, Figure 2 shows the statistical errors associated with the standard and single donor methods applied to the 2D RT problem. In 2D RT instability, the flow is averaged over the homogeneous x_1 direction and over multiple realizations. Details on the RT case study will be covered later in Section VI, but we present these plots here to demonstrate the differences in error between the two methods. When using Equation (13), computation of D^{01} involves multiplication of D^{00} (and therefore its associated statistical error) by t , so we expect error to grow substantially at large τ . This is indeed what we observe in the statistical error plots. Overall, across all higher-order moments, the standard MFM exhibits higher error than the single donor method. We show in Appendix A that when a single donor is used, errors from lower-order moments do not propagate to higher-order moments, so all errors scale similarly with time.

IV. DECOMPOSITION METHOD

In the previous section, we discussed the need for using the same DNS simulation (donor) for all forced MFM simulations (receivers) to reduce statistical error. In conjunction, we now introduce a decomposition method that can be used simultaneously at no additional cost. The decomposition method treats the MFM forcing semi-analytically and was originally

developed to address the issue of periodic boundary conditions in a steady laminar problem [8]. Here we extend the decomposition to general unsteady and chaotic problems and to momentum transport in Section V.

Similar to the Green's function approach of Hamba [5], we begin by substituting the Reynolds decomposition, $c(\mathbf{x}, t) = \langle c \rangle(\mathbf{x}, t) + c'(\mathbf{x}, t)$, into the scalar transport equation in (1) and subtracting the mean scalar transport equation to derive an equation for the scalar fluctuation, c' :

$$\frac{\partial c'}{\partial t} + \frac{\partial}{\partial x_i} (u_i c' - \langle u'_i c' \rangle) - D_M \frac{\partial^2 c'}{\partial x_i \partial x_i} = -u'_i \frac{\partial \langle c \rangle}{\partial x_i}. \quad (18)$$

The general solution [5] for $c'(\mathbf{x}, t)$ is

$$c'(\mathbf{x}, t) = \int \int g_j(\mathbf{x}, \mathbf{x}', t, t') \frac{\partial \langle c \rangle}{\partial x_j} \Big|_{\mathbf{x}', t'} d\mathbf{x}' dt', \quad (19)$$

where $g_j(\mathbf{x}, \mathbf{x}', t, t')$ is the Green's function solution to

$$\frac{\partial g_j}{\partial t} + \frac{\partial}{\partial x_i} (u_i g_j - \langle u'_i g_j \rangle) - D_M \frac{\partial^2 g_j}{\partial x_i \partial x_i} = -u'_j \delta(\mathbf{x} - \mathbf{x}') \delta(t - t'). \quad (20)$$

As discussed in Liu et al. [8], the term $-\partial/\partial x_i \langle u'_i c' \rangle$ is related to the MFM forcing via

$$-\frac{\partial}{\partial x_i} \langle u'_i c' \rangle = \frac{\partial \langle c \rangle}{\partial t} + \langle u_i \rangle \frac{\partial \langle c \rangle}{\partial x_i} - D_M \frac{\partial^2 \langle c \rangle}{\partial x_i \partial x_i} - s, \quad (21)$$

and substitution of (21) into (18) leads to the forced transport equation for the scalar fluctuation:

$$\frac{\partial c'}{\partial t} + \frac{\partial}{\partial x_i} (u_i c') - D_M \frac{\partial^2 c'}{\partial x_i \partial x_i} = s - \frac{\partial \langle c \rangle}{\partial t} - u_i \frac{\partial \langle c \rangle}{\partial x_i} + D_M \frac{\partial^2 \langle c \rangle}{\partial x_i \partial x_i}. \quad (22)$$

The purely mean scalar terms on the right hand side, $\partial \langle c \rangle / \partial t$ and $D_M \partial^2 \langle c \rangle / \partial x_i \partial x_i$, can be absorbed into the forcing, s , while still maintaining the property $s = \langle s \rangle$. In this alternative formulation for inverse MFM, the forcing $s = \langle s \rangle$ is used to maintain $\langle c' \rangle = 0$. The right hand side term, $u_i \partial \langle c \rangle / \partial x_i$, is viewed as a source term to the scalar fluctuation equation. One advantage of using Equation (22) rather than Equation (10) for inverse MFM is that only the derivatives of the mean scalar appear rather than the mean scalar itself. The derivatives of the mean scalar are specified analytically and do not necessarily need a mathematically consistent mean scalar field. This point is further discussed in Liu et al. [13], where we take advantage of the forced fluctuation equation to measure various components of the eddy viscosity tensor in turbulent channel flow independently. The other advantage is that now we can further decompose $c'(\mathbf{x}, t)$. Similar to the expansion in (6), consider the Taylor series expansion of the general solution for $c'(\mathbf{x}, t)$ in (19) locally about $\mathbf{x}' = \mathbf{x}$ and $t = t'$:

$$c'(\mathbf{x}, t) = \left[c_j^{00}(\mathbf{x}, t) + c_{jk}^{10}(\mathbf{x}, t) \frac{\partial}{\partial x_k} + \dots + c_j^{01}(\mathbf{x}, t) \frac{\partial}{\partial t} + \dots \right] \frac{\partial \langle c \rangle}{\partial x_j}, \quad (23)$$

where

$$e_j^{00}(\mathbf{x}, t) = \int \int g_j(\mathbf{x}, \mathbf{x}', t, t') d\mathbf{x}' dt', \quad (24)$$

$$e_{jk}^{10}(\mathbf{x}, t) = \int \int (x'_k - x_k) g_j(\mathbf{x}, \mathbf{x}', t, t') dx'_k dt', \quad (25)$$

⋮

$$e_j^{01}(\mathbf{x}, t) = \int \int (t' - t) g_j(\mathbf{x}, \mathbf{x}', t, t') d\mathbf{x}' dt', \quad (26)$$

⋮

By substituting this decomposition for $c'(\mathbf{x}, t)$ into the forced scalar fluctuation equation in (22), we can derive governing equations for $e^{mn}(\mathbf{x}, t)$. As with inverse MFM, we can activate various $e^{mn}(\mathbf{x}, t)$ fields by specifying the mean scalar gradient. The main difference from inverse MFM as detailed in Section III is that the mean scalar gradient and MFM forcing are now treated semi-analytically. For example, specifying the mean scalar gradient as $\partial\langle c \rangle / \partial x_j = 1$ leads to an equation for $e^{00}(\mathbf{x}, t)$. Specifying the mean scalar gradient as higher-order polynomials leads to higher-order $e^{mn}(\mathbf{x}, t)$, and equations for the lower-order $e^{mn}(\mathbf{x}, t)$ can be analytically subtracted to derive an equation for the desired order of $e^{mn}(\mathbf{x}, t)$. The $e^{mn}(\mathbf{x}, t)$ fields can then be used to compute the moments by multiplying (23) by $-u'_i$ and averaging:

$$-\langle u'_i c' \rangle(\mathbf{x}, t) = - \left[\langle u'_i e_j^{00} \rangle(\mathbf{x}, t) + \langle u'_i e_{jk}^{10} \rangle(\mathbf{x}, t) \frac{\partial}{\partial x_k} + \dots + \langle u'_i e_j^{01} \rangle(\mathbf{x}, t) \frac{\partial}{\partial t} + \dots \right] \frac{\partial \langle c \rangle}{\partial x_j}. \quad (27)$$

Comparison with the expansion in (6) leads to

$$-\langle u'_i e_j^{mn} \rangle(\mathbf{x}, t) = D_{ij}^{mn}(\mathbf{x}, t). \quad (28)$$

Consider the simple 1D example from Section III, where averaging is taken over all spatial directions except x_1 and there is only one component of the scalar flux, $\langle u'_1 c' \rangle(x_1, t)$. To compute the zeroth-order moment, we specify $\partial\langle c \rangle / \partial x_1 = 1$ and substitution of the mean scalar gradient into (23) leads to:

$$c'(\mathbf{x}, t) = e^{00}(\mathbf{x}, t), \quad (29)$$

where we have omitted the subscript to only consider the $e = e_1$ component. Substitution of (29) into the forced scalar fluctuation transport equation in (22) leads to the equation for $e^{00}(\mathbf{x}, t)$:

$$\frac{\partial e^{00}}{\partial t} + \frac{\partial}{\partial x_i} (u_i e^{00}) = D_M \frac{\partial^2 e^{00}}{\partial x_i \partial x_i} - u_i \delta_{i1} + s^{00}, \quad (30)$$

where the inverse MFM forcing maintains the specified mean scalar gradient by equivalently maintaining $\langle c' \rangle(x_1, t) = \langle c^{00} \rangle(x_1, t) = 0$. Postprocessing $-\langle u'_1 c^{00} \rangle(x_1, t)$ leads to the zeroth-order moment of the eddy diffusivity, $D^{00}(x_1, t)$.

To compute the first-order temporal moment, we specify $\partial \langle c \rangle / \partial x_1 = t$ and substitution of the mean scalar gradient into (23) leads to:

$$c'(\mathbf{x}, t) = t e^{00}(\mathbf{x}, t) + e^{01}(\mathbf{x}, t), \quad (31)$$

and substitution of the the decomposed scalar fluctuation in (31) into (22) gives:

$$t \frac{\partial e^{00}}{\partial t} + e^{00} + \frac{\partial e^{01}}{\partial t} + t \frac{\partial}{\partial x_i} (u_i e^{00}) + \frac{\partial}{\partial x_i} (u_i e^{01}) = D_M \left(t \frac{\partial^2 e^{00}}{\partial x_i \partial x_i} + \frac{\partial^2 e^{01}}{\partial x_i \partial x_i} \right) - t u_i \delta_{i1} + s. \quad (32)$$

We analytically subtract the equation for $e^{00}(\mathbf{x}, t)$ in (30) multiplied by t from Equation (32) to arrive at an equation for $e^{01}(\mathbf{x}, t)$:

$$\frac{\partial e^{01}}{\partial t} + u_i \frac{\partial e^{01}}{\partial x_i} = D_M \frac{\partial^2 e^{01}}{\partial x_i \partial x_i} - e^{00} + s^{01}, \quad (33)$$

where we have relabeled the inverse MFM forcing as $s^{01} = s - s^{00}t$. The forcing maintains $\langle e^{01} \rangle(x_1, t) = 0$. Postprocessing $-\langle u'_1 e^{01} \rangle(x_1, t)$ leads to the first-order temporal moment of the eddy diffusivity, $D^{01}(x_1, t)$. Note the equation for $e^{01}(\mathbf{x}, t)$ is coupled with the equation for $e^{00}(\mathbf{x}, t)$. Generally, higher-order $e^{mn}(\mathbf{x}, t)$ are one-way coupled with lower-order $e^{mn}(\mathbf{x}, t)$.

The cost of using the decomposition method is identical to the cost of MFM. By treating the forcing semi-analytically, the decomposition method can be used for periodic problems where the mean scalar gradient needed for MFM, e.g., $\partial \langle c \rangle / \partial x_1 = x_1$, may be incompatible with periodic boundary conditions. The equations for the decomposed variables satisfy the periodic boundary conditions and all explicit dependence on the coordinate is analytically removed. Moreover, the decomposition method also allows one to probe different directions of the eddy diffusivity independently. For example, consider a 2D problem, where $-\langle u'_i c' \rangle(x_1, x_2)$ and $\langle c \rangle(x_1, x_2)$. The decomposition method allows one to specify various directions of the mean scalar gradient, e.g., $\partial \langle c \rangle / \partial x_1 = x_2$ and $\partial \langle c \rangle / \partial x_2 = 0$, even when a $\langle c \rangle(x_1, x_2)$ that satisfies both desired gradients may not exist. This allows one to probe different directions of the eddy diffusivity, e.g., quantify D_{11} independently from D_{12} . However, the resulting closure for $-\langle u'_i c \rangle$ is still mathematically consistent as a linear superposition of the various components of the eddy diffusivity.

V. GENERALIZATION TO MOMENTUM TRANSPORT

The generalized closure can be extended to momentum transport, which is governed by the incompressible Navier–Stokes equations:

$$\frac{\partial u_i}{\partial t} + \frac{\partial}{\partial x_j} (u_j u_i) = -\frac{1}{\rho} \frac{\partial p}{\partial x_i} + \nu \frac{\partial^2 u_i}{\partial x_j \partial x_j} + r_i, \quad (34a)$$

$$\frac{\partial u_i}{\partial x_i} = 0, \quad (34b)$$

where $p(\mathbf{x}, t)$ is pressure, ρ is the fluid density, ν is the kinetic viscosity, and $r_i(\mathbf{x}, t)$ is a general body force. Applying the Reynolds decomposition and averaging results in the Reynolds-averaged Navier–Stokes (RANS) equations:

$$\frac{\partial \langle u_i \rangle}{\partial t} + \frac{\partial}{\partial x_j} (\langle u_j \rangle \langle u_i \rangle) = -\frac{1}{\rho} \frac{\partial \langle p \rangle}{\partial x_i} + \nu \frac{\partial^2 \langle u_i \rangle}{\partial x_j \partial x_j} - \frac{\partial}{\partial x_j} \langle u'_j u'_i \rangle + \langle r_i \rangle. \quad (35)$$

The generalized nonlocal and anisotropic eddy viscosity [7] is

$$-\langle u'_i u'_j \rangle(\mathbf{x}, t) = \int \int D_{ijkl}(\mathbf{x}, \mathbf{x}', t, t') \left. \frac{\partial \langle u_l \rangle}{\partial x_k} \right|_{\mathbf{x}', t'} d\mathbf{x}' dt'. \quad (36)$$

To compute the generalized eddy viscosity, Mani and Park [6] simultaneously solve the Navier–Stokes equations in (34a) and (34b) and the generalized momentum (GMT) equations:

$$\frac{\partial v_i}{\partial t} + \frac{\partial}{\partial x_j} (u_j v_i) = -\frac{1}{\rho} \frac{\partial q}{\partial x_i} + \nu \frac{\partial^2 v_i}{\partial x_j \partial x_j} + s_i, \quad (37a)$$

$$\frac{\partial v_i}{\partial x_i} = 0, \quad (37b)$$

where $v_i(\mathbf{x}, t)$ is a vector field that is kept solenoidal by the scalar field $q(\mathbf{x}, t)$, which acts similar to pressure, and s_i is an added forcing that is not necessarily the same as r_i . The velocity field u_j is computed from the Navier–Stokes equations, i.e., the GMT equations in (37a) and (37b) are one-way coupled with the Navier–Stokes equations in (34a) and (34b). The generalized closure [7] for the GMT equations is

$$-\langle u'_i v'_j \rangle(\mathbf{x}, t) = \int \int D_{ijkl}(\mathbf{x}, \mathbf{x}', t, t') \left. \frac{\partial \langle v_l \rangle}{\partial x_k} \right|_{\mathbf{x}', t'} d\mathbf{x}' dt'. \quad (38)$$

This closure is exact for the GMT equations, and the relationship between the closure operator in (38) and in (36) is further discussed in Mani and Park [6] and Hamba [7]. Park and Mani [11] numerically showed that substitution of the MFM-measured eddy viscosity kernel,

$D_{ijkl}(\mathbf{x}, \mathbf{x}', t, t')$, from (38) into (36) with the DNS mean velocity gradient results in Reynolds stresses identical to DNS for turbulent channel flow.

Taking the Taylor series expansion of the nonlocal and anisotropic eddy viscosity in (38) locally about $\mathbf{x}' = \mathbf{x}$ and $t' = t$:

$$-\langle u'_i v'_j \rangle(\mathbf{x}, t) = \left[D_{ijkl}^{00}(\mathbf{x}, t) + D_{ijklm}^{10}(\mathbf{x}, t) \frac{\partial}{\partial x_m} + \cdots + D_{ijkl}^{01}(\mathbf{x}, t) \frac{\partial}{\partial t} + \cdots \right] \frac{\partial \langle v_l \rangle}{\partial x_k} \quad (39)$$

where

$$D_{ijkl}^{00}(\mathbf{x}, t) = \int \int D_{ijkl}(\mathbf{x}, \mathbf{x}', t, t') d\mathbf{x}' dt', \quad (40)$$

$$D_{ijklm}^{10}(\mathbf{x}, t) = \int \int (x'_m - x_m) D_{ijkl}(\mathbf{x}, \mathbf{x}', t, t') dx'_m dt', \quad (41)$$

⋮

$$D_{ijkl}^{01}(\mathbf{x}, t) = \int \int (t' - t) D_{ijkl}(\mathbf{x}, \mathbf{x}', t, t') d\mathbf{x}' dt'. \quad (42)$$

Similar to scalar transport in Section IV, the MFM fluctuating velocity and pressure fields can be expanded as

$$v'_j(\mathbf{x}, t) = \left[v_{jkl}^{00}(\mathbf{x}, t) + v_{jklm}^{10}(\mathbf{x}, t) \frac{\partial}{\partial x_m} + \cdots + v_{jkl}^{01}(\mathbf{x}, t) \frac{\partial}{\partial t} + \cdots \right] \frac{\partial \langle v_l \rangle}{\partial x_k}, \quad (43)$$

$$q(\mathbf{x}, t) = \left[q_{kl}^{00}(\mathbf{x}, t) + q_{klm}^{10}(\mathbf{x}, t) \frac{\partial}{\partial x_m} + \cdots + q_{kl}^{01}(\mathbf{x}, t) \frac{\partial}{\partial t} + \cdots \right] \frac{\partial \langle v_l \rangle}{\partial x_k}. \quad (44)$$

For example, for a turbulent channel flow in which averaging is taken over the homogeneous streamwise (x_1) and spanwise (x_3) directions, the Reynolds stresses are only a function of the wall-normal (x_2) direction. The only nonzero component of the mean velocity gradient is $\partial \langle u_1 \rangle / \partial x_2$. To compute the zeroth moment of the generalized eddy viscosity using inverse MFM, one would specify $\partial \langle v_1 \rangle / \partial x_2 = 1$, and similar to scalar transport in Section IV, substitution of the specified mean velocity gradient into Equations (37a)-(37b) and Equations (43)-(44) leads to:

$$\frac{\partial v_{j21}^{00}}{\partial t} + \frac{\partial}{\partial x_i} (u_i v_{j21}^{00}) = -\frac{1}{\rho} \frac{\partial q_{21}^{00}}{\partial x_j} + \nu \frac{\partial^2 v_{j21}^{00}}{\partial x_i \partial x_i} - u_2 \delta_{j1} + s_j^{00}, \quad (45a)$$

$$\frac{\partial v_{j21}^{00}}{\partial x_j} = 0, \quad (45b)$$

where inverse MFM is used to enforce $\langle v_{j21}^{00} \rangle = 0$. Postprocessing $-\langle u'_i v'_{j21} \rangle$ leads to the zeroth-order moment of the eddy viscosity, D_{ij21}^{00} .

For the first-order spatial moment in the wall-normal direction, substitution of $\partial\langle v_1\rangle/\partial x_2 = x_2$ into Equations (37a)-(37b) and (43)-(44) and subtraction of the equations for the zeroth-order moment in (45a)-(45b) leads to

$$\frac{\partial v_{j212}^{\prime 10}}{\partial t} + \frac{\partial}{\partial x_i}(u_i v_{j212}^{\prime 10}) = -\frac{1}{\rho} \left[q_{21}^{00} \delta_{j2} + \frac{\partial q_{212}^{\prime 10}}{\partial x_j} \right] + \nu \left[2 \frac{\partial v_{j21}^{\prime 00}}{\partial x_2} + \frac{\partial^2 v_{j212}^{\prime 10}}{\partial x_i \partial x_i} \right] - u_2 v_{j21}^{\prime 00} + s_j^{10}, \quad (46a)$$

$$\frac{\partial v_{j212}^{\prime 10}}{\partial x_j} = -v_{221}^{\prime 00}. \quad (46b)$$

Inverse MFM is used to enforce $\langle v_{j212}^{\prime 10} \rangle = 0$, and postprocessing $-\langle u_i' v_{j212}^{\prime 10} \rangle$ leads to the first-order spatial moment of the eddy viscosity, D_{ij212}^{10} .

The continuity equation in (46b) is a direct result of substitution of the decomposition for v_j' in Equation (43) into $\partial v_j'/\partial x_j = 0$. Generally, in cases where the specified mean velocity gradient is not solenoidal, we enforce the solenoidal condition on v_j' rather than on v_j . As discussed in Liu et al. [13], the specified mean velocity gradient can be considered as a MFM forcing to the continuity equation for v_j that satisfies the requisite property $s = \langle s \rangle$.

Similarly, for the first-order temporal moment, substitution of $\partial\langle v_1\rangle/\partial x_2 = t$ into Equations (37a)-(37b) and (43)-(44) and subtraction of the equations for the zeroth-order moment in (45a)-(45b) leads to

$$\frac{\partial v_{j21}^{\prime 01}}{\partial t} + \frac{\partial}{\partial x_i}(u_i v_{j21}^{\prime 01}) = -\frac{1}{\rho} \frac{\partial q_{21}^{\prime 01}}{\partial x_j} + \nu \frac{\partial^2 v_{j21}^{\prime 01}}{\partial x_i \partial x_i} - v_{j21}^{\prime 00} + s_j^{01}, \quad (47a)$$

$$\frac{\partial v_{j21}^{\prime 01}}{\partial x_j} = 0. \quad (47b)$$

Inverse MFM is used to enforce $\langle s_j^{01} \rangle = 0$, and postprocessing $-\langle u_i' v_{j21}^{\prime 01} \rangle$ leads to the first-order temporal moment of the eddy viscosity, D_{ij21}^{01} . In Park et al. [14], we computed the first-order temporal moment for turbulent channel flow at $Re_\tau = 180$. We then used the temporal moment as a qualitative estimate for a nonlocality timescale in a simple nonlocal model for a 2D separated boundary layer.

As was the case for scalar transport, the equations for momentum transport for higher-order spatiotemporal moments generally depend on lower-order moments, which are solved simultaneously. Equations for higher-order moments are one-way coupled with lower-order moments and do not raise the cost of the MFM procedure.

VI. CASE STUDY: RAYLEIGH–TAYLOR INSTABILITY

As an illustrative case study, we demonstrate the decomposition method for mean scalar transport in two-dimensional (2D) RT instability. RT instability occurs when a heavier

fluid is accelerated into a lighter fluid with a perturbation at the interface of the two fluids. Over time, the instability becomes self-similar and enters a turbulent state. RT instability is a chaotic, unsteady flow, so statistical convergence must be achieved through ensemble averaging. In the 2D RT problem, the only homogeneous direction is x_1 , and there is no homogeneity in time that can be leveraged for ensemble averaging. Thus, many realizations of RT instability, each with different initial conditions, are required to get statistical convergence of the eddy diffusivity moments. This corresponds to many DNSs, which leads to the high computational expense of standard MFM for this problem. Past work [9] showed that, using standard MFM, $\mathcal{O}(10^3)$ DNSs are required for statistical convergence of eddy diffusivity moments in 2D RT instability. In this case study, the decomposition method of MFM is applied to 2D RT instability to achieve faster statistical convergence of the eddy diffusivity moments.

A. Self-similarity

After transition to turbulence, the growth of the RT mixing layer becomes self-similar in time. In this limit, h , defined as half of the width of the mixing layer, is expected to grow quadratically in time:

$$h = \alpha A g t^2, \quad (48)$$

where A is the Atwood number, defined as

$$A = \frac{\rho_H - \rho_L}{\rho_H + \rho_L}, \quad (49)$$

where ρ_H is the density of the heavy fluid, and ρ_L is the density of the light fluid. In this work, we perform the MFM analysis in this self-similar limit. We define the self-similar variable:

$$\eta = \frac{x_2}{h(t)}. \quad (50)$$

The mixing width can be computed from the mass fraction:

$$h \equiv 4 \int \langle Y_H (1 - Y_H) \rangle dx_2, \quad (51)$$

where $\langle * \rangle$ denotes an ensemble average; for this 2D RT problem, the averaging is done in x_1 and over realizations. In a RANS simulation, the mixing width can instead be redefined using closed quantities, as defined by Cabot and Cook [15] and Morgan et al. [16]:

$$h_{\text{hom}} \equiv 4 \int \langle Y_H \rangle (1 - \langle Y_H \rangle) dx_2. \quad (52)$$

A mixedness parameter ϕ can also be defined (Morgan et al. [16], Youngs [17]):

$$\phi \equiv \frac{h}{h_{\text{hom}}} = 1 - 4 \frac{\int \langle Y'_H Y'_H \rangle dx_2}{h_{\text{hom}}}. \quad (53)$$

The mixedness ϕ is expected to converge to a steady-state value in the self-similar limit.

B. Governing equations

The compressible Navier–Stokes equations are solved in the donor simulation:

$$\frac{D\rho}{Dt} = -\rho \frac{\partial u_i}{\partial x_i}, \quad (54)$$

$$\rho \frac{DY_\alpha}{Dt} = \frac{\partial}{\partial x_i} \left(\rho D_\alpha \frac{\partial Y_\alpha}{\partial x_i} \right), \quad (55)$$

$$\rho \frac{Du_j}{Dt} = -\frac{\partial}{\partial x_i} (p\delta_{ij} + \sigma_{ij}) + \rho g_j, \quad (56)$$

$$\rho \frac{De}{Dt} = -p \frac{\partial u_i}{\partial x_i} + \frac{\partial}{\partial x_i} (u_i \sigma_{ij} - q_j), \quad (57)$$

where ρ is density, u_i is velocity, Y_α is mass fraction of component α , D_α is the molecular diffusivity of component α (in the problem considered here, $D_\alpha = D_M$), p is pressure, g_j is gravity (only the x_2 component is active in this problem), and e is specific internal energy. The viscous stress σ_{ij} and the heat flux q_{ij} are

$$\sigma_{ij} = \mu \left(\frac{\partial u_i}{\partial x_j} + \frac{\partial u_j}{\partial x_i} \right) - \mu \frac{2}{3} \frac{\partial u_k}{\partial x_k} \delta_{ij}, \quad (58)$$

$$q_j = -\kappa \frac{\partial T}{\partial x_j} - \sum_{\alpha=1}^N h_\alpha \rho D_\alpha \frac{\partial Y_\alpha}{\partial x_j}, \quad (59)$$

where μ is the dynamic viscosity, κ is the thermal conductivity, T is temperature, and h_α is the specific enthalpy of species α . Component pressures are determined using ideal gas equations of state. The total pressure is a weighted sum of component pressures:

$$p = \sum_{\alpha=1}^N v_\alpha p_\alpha. \quad (60)$$

More details on these equations can be found in Lavacot et al. [9] and Morgan et al. [18].

C. Computation of eddy diffusivity moments

For RT instability, after averaging over the homogeneous x_1 direction, the only surviving turbulent flux is $-\langle u'_2 c' \rangle$, where c is the mass fraction of the heavy fluid, Y_H . The Kramers–

Moment	$\frac{\partial Y_H}{\partial x_2}$
D^{00}	1
D^{01}	t
D^{10}	$x_2 - \frac{1}{2}$
D^{20}	$\frac{1}{2}(x_2 - \frac{1}{2})^2$

TABLE I: Mean mass fraction gradients forced for each eddy diffusivity moment D^{mn} in the 2D RT case study.

Moyal expansion in Equation (6) becomes

$$-\langle u'_2 c' \rangle(\mathbf{x}, t) = D^{00} \frac{\partial \langle c \rangle}{\partial x_2} + D^{10} \frac{\partial^2 \langle c \rangle}{\partial x_2^2} + D^{01} \frac{\partial^2 \langle c \rangle}{\partial t \partial x_2} + D^{20} \frac{\partial^3 \langle c \rangle}{\partial x_2^3} + \dots \quad (61)$$

In this work, D^{00} , D^{01} , D^{10} , and D^{20} are computed.

In standard MFM, the macroscopic forcing would be applied directly to Equation (55), and the eddy diffusivity moments would be obtained in postprocessing. For example, to compute D^{10} , a macroscopic forcing to Equation (55) would be determined to enforce $\frac{\partial \langle Y_H \rangle}{\partial x_2} = x_2$. From the solution to that receiver equation, the moment is computed as $D^{10} = -\langle u'_2 c' \rangle|_{\frac{\partial \langle Y_H \rangle}{\partial x_2} = x_2} - x_2 D^{00}$. The forcings for the other moments are shown in Table I.

In this study, we compare the statistical convergence of eddy diffusivity moments computed using standard MFM and decomposition MFM. According to the decomposition described in Section IV, we derive four receiver equations for the decomposition MFM:

$$\frac{\partial \mathbf{c}^{00}}{\partial t} + u_i \frac{\partial \mathbf{c}^{00}}{\partial x_i} = D_M \frac{\partial^2 \mathbf{c}^{00}}{\partial x_i \partial x_i} - u_i \delta_{i2} + s^{00}, \quad (62)$$

$$\frac{\partial \mathbf{c}^{10}}{\partial t} + u_i \frac{\partial \mathbf{c}^{10}}{\partial x_i} = D_M \frac{\partial^2 \mathbf{c}^{10}}{\partial x_i \partial x_i} + D_M \left(1 + 2 \frac{\partial \mathbf{c}^{00}}{\partial x_i} \delta_{i2} \right) - u_i \delta_{i2} \mathbf{c}^{00} + s^{10}, \quad (63)$$

$$\frac{\partial \mathbf{c}^{01}}{\partial t} + u_i \frac{\partial \mathbf{c}^{01}}{\partial x_i} = D_M \frac{\partial^2 \mathbf{c}^{01}}{\partial x_i \partial x_i} - \mathbf{c}^{00} + s^{01}, \quad (64)$$

$$\frac{\partial \mathbf{c}^{20}}{\partial t} + u_i \frac{\partial \mathbf{c}^{20}}{\partial x_i} = D_M \frac{\partial^2 \mathbf{c}^{20}}{\partial x_i \partial x_i} + D_M \left(\mathbf{c}^{00} + 2 \frac{\partial \mathbf{c}^{10}}{\partial x_i} \delta_{i2} \right) - u_i \delta_{i2} \mathbf{c}^{10} + s^{20}. \quad (65)$$

The forcings s^{ij} are determined to enforce zero means in x_1 for each \mathbf{c}^{ij} in each realization. These forcings are computed per timestep in each realization, as detailed in Lavacot et al. [9]. With this formulation, the forcings in Table I are now semi-analytically applied. Each moment is computed in postprocessing:

$$D^{mn} = -\langle u'_2 \mathbf{c}^{mn} \rangle. \quad (66)$$

D. Simulations

The hydrodynamics solver Ares [19, 20] is used to run 2D RT simulations. Ares uses an arbitrary Lagrangian-Eulerian (ALE) method based on Sharp and Barton [21]. In this method, equations are solved in a Lagrangian frame and then remapped to an Eulerian mesh using a second-order scheme. Ares uses a second-order non-dissipative finite element method in space and a second-order explicit predictor-corrector scheme in time.

MFM is performed two different ways to measure eddy diffusivity moments for the 2D RT instability. The first is the standard MFM. In this case, for each realization, four receiver equations are solved alongside four separate donor equations, but all use the same initial conditions. The second case is the decomposition method, in which a single donor is used and the MFM forcing is applied semi-analytically, as described in Section IV. In the decomposition MFM, for each realization of RT instability, the four receiver equations (Equations (62)-(65)) are solved alongside one set of donor equations (Equations (54)-(57)).

The 2D simulations are run on a square domain of 2049×2049 cells with periodic boundary conditions in x_1 and no slip and no penetration in x_2 . To trigger the instability, a top-hat perturbation in wavenumber between the heavy and light fluids is applied to the density field. The perturbation has a minimum wavenumber $\kappa_{min} = 8$, a maximum wavenumber $\kappa_{max} = 256$, and an amplitude of $\frac{\Delta}{\kappa_{max} - \kappa_{min} + 1}$, where Δ is the grid size. The simulations are stopped when the mixing width is approximately 30% the size of the domain.

The relevant nondimensional numbers of this problem are the Atwood number (A), the Reynolds number (Re) (which is set in the simulation by a numerical Grashof number (Gr)), Mach number (Ma), Peclet number (Pe), and Schmidt number (Sc). These are defined in Table II. The RT flow can be considered turbulent when $Re_T > 100$ or $Re_L > 10,000$ [22]. Details on how these numbers are computed for the donor simulation can be found in Lavacot et al. [9].

Since the Atwood number is small, the bouyant-flow Boussinesq approximation can be made. Thus, it is assumed that mean velocities are negligible. In addition, a small Grashof number based on mesh size is used to minimize numerical diffusion and keep the simulation close to a DNS. It was found by Morgan and Black [23] that numerical diffusivity dominates molecular diffusivity when $Gr > 12$. Finally, it must be noted that Re_T and Re_L of the RT instability simulated here are lower than the turbulent transition criteria set by Dimotakis [22]. This indicates that the flow may not be fully turbulent; in fact, the simulation is 2D, so it cannot be truly turbulent. However, the late-time profiles from the simulations show self-similar behavior (see Lavacot et al. [9]), so self-similar analysis is valid.

Number	Definition	Value
A	Equation (49)	0.05
Ma_{\max}	$\frac{u}{c}$	0.05
Gr	$\frac{-2gA\Delta^3}{\nu^2}$	1
Sc	$\frac{\nu}{D_M}$	1
Re_T	$\frac{k^{1/2}\lambda}{\nu}$	54
Pe_T	$Re_T Sc$	54
Re_L	$\frac{h_{99}\dot{h}_{99}}{\nu}$	8,000
Pe_L	$Re_L Sc$	8,000

TABLE II: Nondimensional numbers of simulated RT instability. Here, c is the speed of sound (set by the heat capacity ratio γ , which is 5/3 in the simulation), Δ is the grid spacing (the mesh is uniform, so $\Delta = \Delta_x = \Delta_y$), and D_M is the molecular diffusivity. The subscripts T and L refer to nondimensional numbers using the Taylor microscale (λ) and large-scale, respectively.

E. Donor solution

Figure 3 shows the mixing half-widths measured from the standard MFM donor simulations over time. In applying the standard MFM to compute D^{00} , D^{10} , D^{01} , and D^{20} , four donor simulations are used. These donors use the same initial conditions, but due to numerical differences in parallel processes, Ares gives slightly different h at late time. For h , the percent error is only $\mathcal{O}(1\%)$, but the statistical error is amplified in the computation of higher-order eddy diffusivity moments, as discussed previously in Section III A. A more detailed description of the donor simulations can be found in Lavacot et al. [9].

F. Eddy diffusivity moments

The solutions to the receiver equations are postprocessed to obtain the eddy diffusivity moments.

Figure 4 shows eddy diffusivity moments measured using standard MFM. The data are averaged over 1,000 realizations. Even with this large number of realizations, the standard MFM measurements exhibit substantial statistical error, especially in the higher-order moments; D^{01} , the first order moment in time is particularly affected by this issue. Figure 5 shows

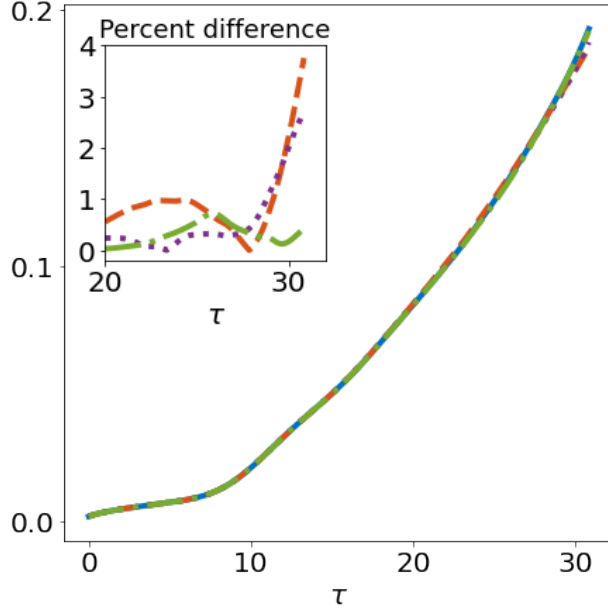


FIG. 3: Mixing half-width h measured from different donor simulations in Ares for the same initial conditions. Inset plot is the percent differences of the last three donors with respect to the first donor. τ is a nondimensional time, defined as $\frac{t}{t_0}$, where $t_0 = \sqrt{\frac{h_0}{Ag}}$ and h_0 is the dominant lengthscale determined by the peak of the initial perturbation spectrum.

eddy diffusivity moments measured using the decomposition MFM. The D^{00} measurements using the two methods are qualitatively similar and have about the same level of statistical error. This is expected, since the calculations for the leading order moment in either method are mathematically equivalent. Among the higher-order moments, the decomposition MFM measurements show significantly improved statistical convergence at only 200 averaged realizations. This improvement is most noticeable in the measurement of D^{01} . Compared to the standard MFM measurement, the decomposition MFM measurement is smoother and more symmetric, qualitatively indicating less statistical error.

Since the statistical error is most obvious in the measurements of D^{01} , those measurements averaged over different numbers of realizations are presented in Figure 6. Even at just one realization, the decomposition MFM measurement exhibits much less statistical error than the standard MFM. As the number of realizations increases, the statistical error reduces much faster in the decomposition MFM than in the standard MFM at 100 realizations. Visually, the decomposition MFM measurement has an acceptable level of statistical error at only 100 averaged realizations, but the standard MFM still has a high level of statistical error. Plots of the statistical convergence of the other moments can be found in Figures 9 and 10 in Appendix B.

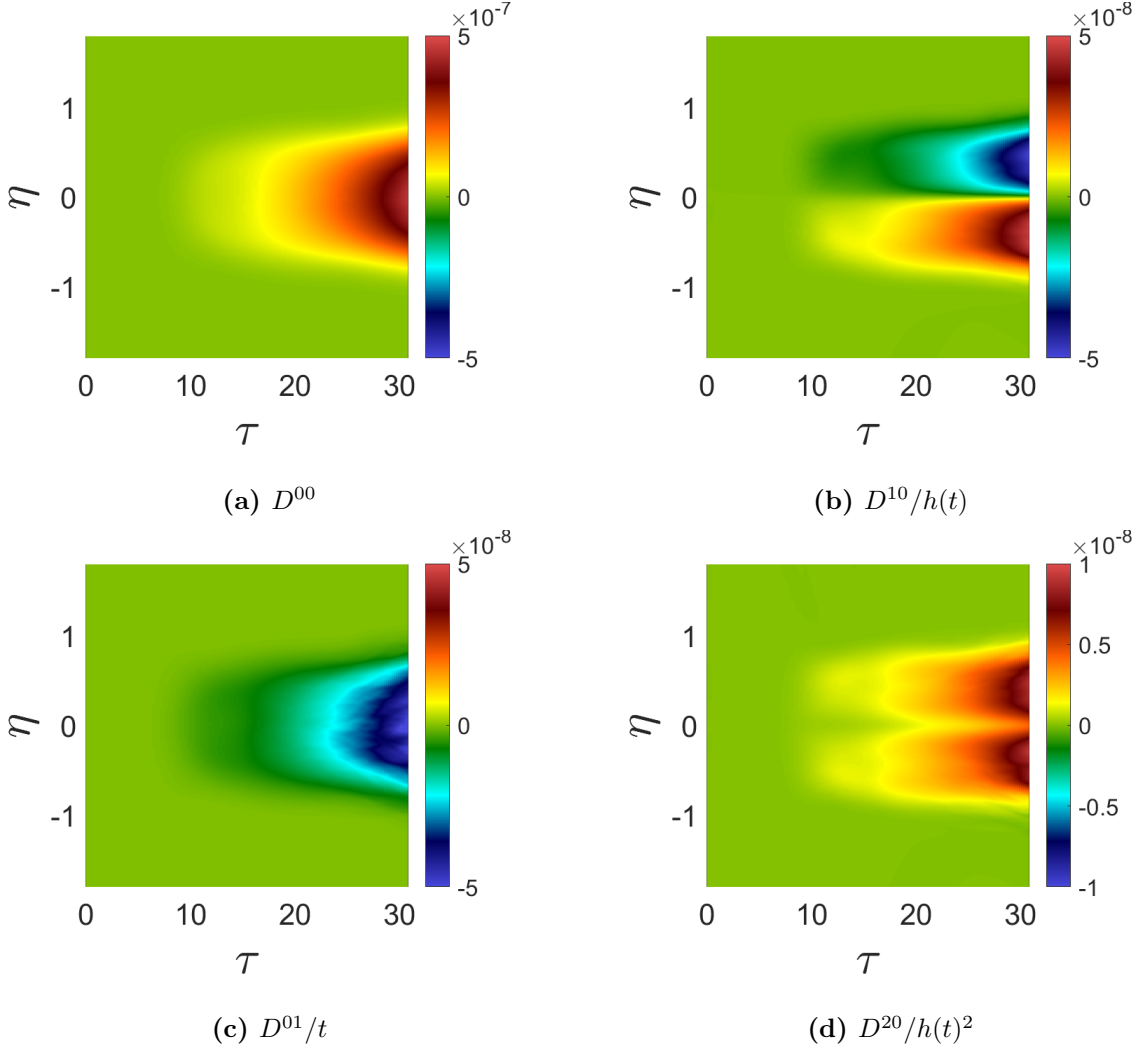


FIG. 4: Normalized moments of the eddy diffusivity kernel of RT instability measured using the standard MFM. Data is averaged over 1,000 realizations and homogeneous direction x .

Figure 7 shows plots of D^{10} measurements with qualitatively similar levels of statistical error. Statistical convergence is achieved with a higher number of realizations for the standard method (1,000) compared to the decomposition method (100). This suggests that the decomposition MFM may offer a speedup factor of about ten for the statistical convergence of MFM simulations.

G. Impact on constructing closure operators

Statistical convergence is crucial for development of accurate closure models. High statistical error can obstruct analysis by causing incorrect conclusions about the convergence of closure model predictions. Here, we demonstrate the impact of statistical error on the matched

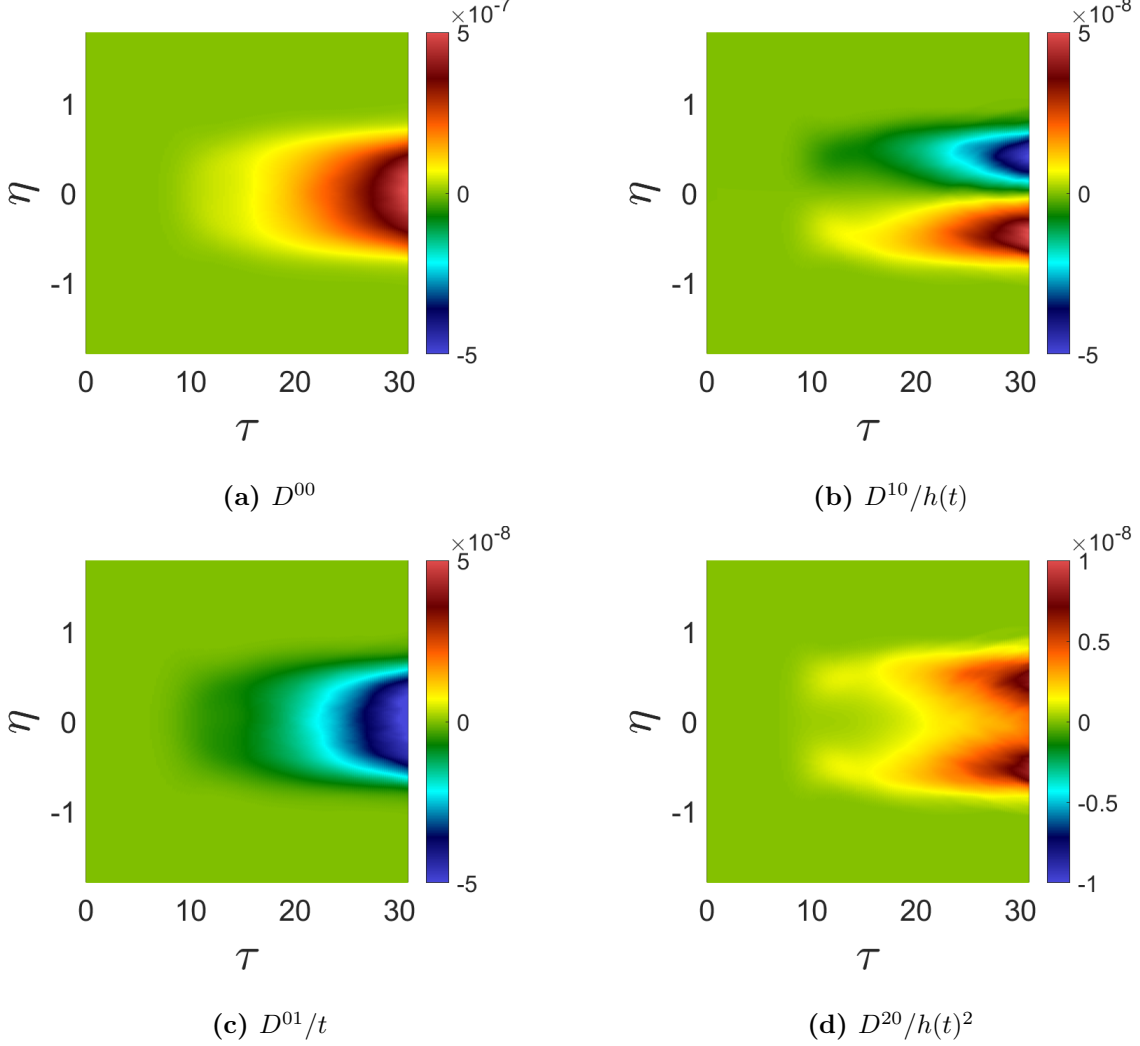


FIG. 5: Normalized moments of the eddy diffusivity kernel of RT instability measured using the decomposition MFM. Data is averaged over 200 realizations and homogeneous direction x .

moment inverse (MMI) procedure for constructing a closure operator for 2D RT instability. MMI is a systematic method for modeling the nonlocal eddy diffusivity based on MFM-measured eddy diffusivity moments [8]. When applied to this spatiotemporal 2D RT problem, the result of the method is an inverse operator in the following form:

$$\left[1 + a^{01} \frac{\partial}{\partial t} + a^{10} \frac{\partial}{\partial x_2} + a^{20} \frac{\partial^2}{\partial x_2^2} + \dots \right] (-\langle u'_2 c' \rangle) = a^{00} \frac{\partial \langle c \rangle}{\partial x_2}, \quad (67)$$

where $a^{mn}(x_2, t)$ are model coefficients determined using a process detailed in Liu et al. [8] and Lavacot et al. [9]. We use this form instead of truncating the Kramers–Moyal expansion in Equation (61) for several reasons. First, it is well known in the literature that the Kramers–Moyal expansion does not converge. That is, finite truncation of the expansion leads to divergent results. This property of the Kramers–Moyal expansion was proven by

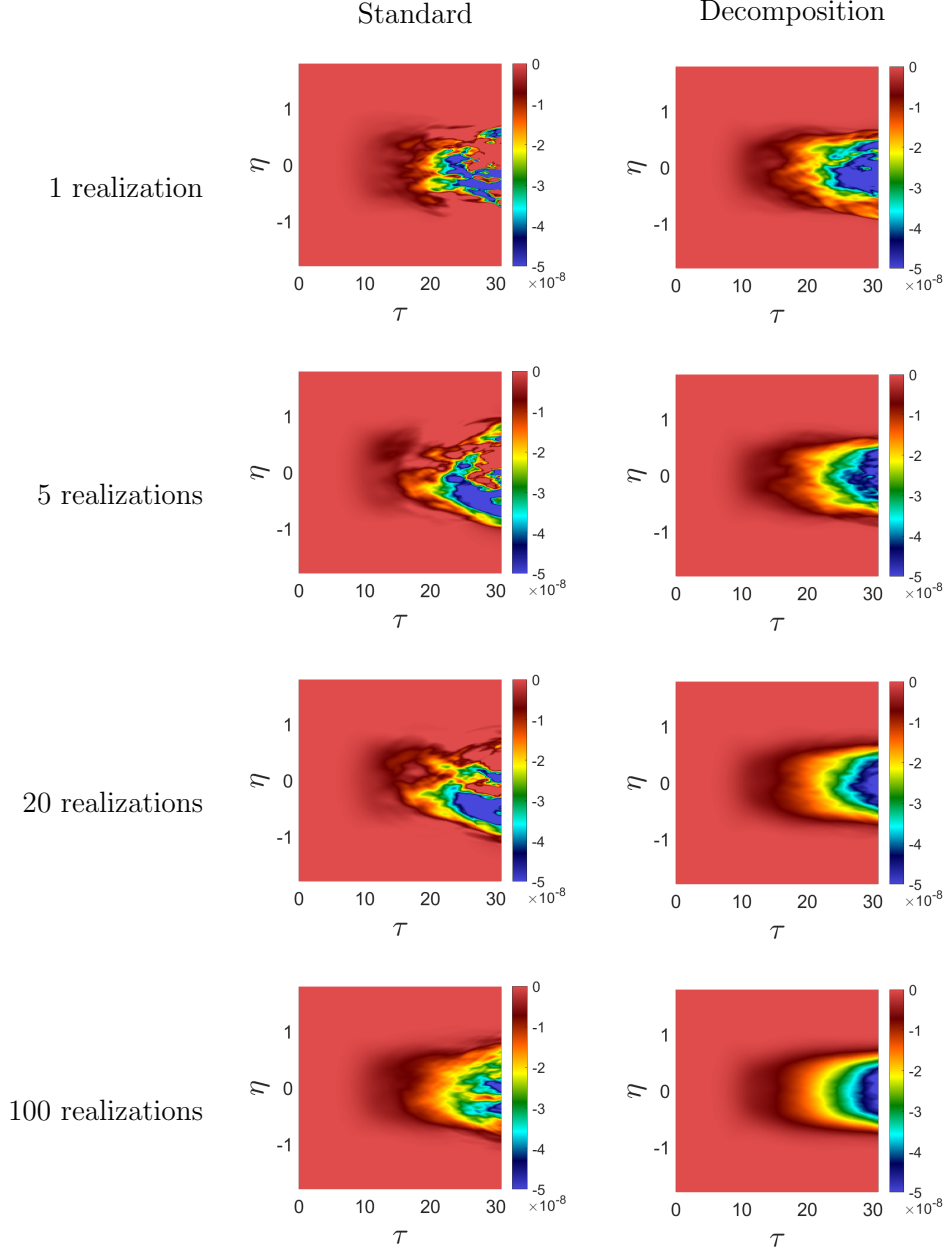
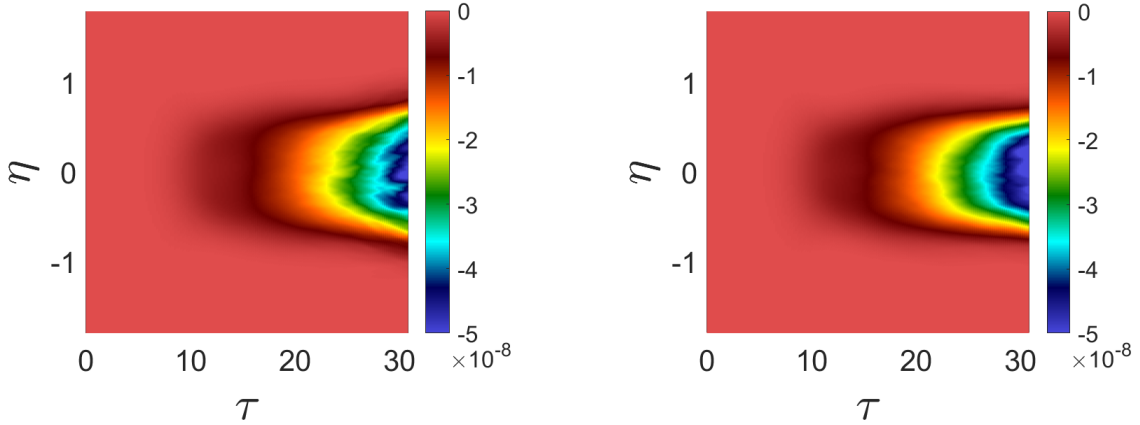


FIG. 6: Convergence of D^{01} (normalized by t) MFM measurement using standard and decomposition methods for RT instability case.

Pawula [24] and was shown to be true in modeling the eddy diffusivity by Liu et al. [8] and specifically in 2D RT instability by Lavacot et al. [9]. Secondly, a model involving truncation of the Kramers–Moyal expansion would be challenging to implement numerically in this spatiotemporal problem, since this would require time advancing spatial gradients of mixed derivatives. The inverse operator in Equation (67) addresses both of these issues. Once the coefficient fields a^{mn} are determined using the MMI procedure, Equation (67) can be directly



(a) Standard method, 1,000 realizations.

(b) Decomposition method, 100 realizations.

FIG. 7: Qualitatively-similar states of statistically convergence of D^{01} (normalized by t) for each method.

time-integrated using a partial differential equation solver. Details on this and the MMI process can be found in Liu et al. [8].

In Lavacot et al. [9], the importance of eddy diffusivity moments for modeling mean scalar transport was investigated using the standard MFM. Different combinations of moments (i.e., different truncations of terms in the MMI operator in Equation (67)) were tested to assess the importance of each moment. Here, we examine the truncation of the MMI operator to the four terms shown in Equation (67). Construction of this model form requires the eddy diffusivity moments D^{00} , D^{10} , D^{01} , and D^{20} . We compare results of models constructed directly using measurements of D^{mn} from the standard MFM and the decomposition MFM. For both methods, we use D^{mn} measurements averaged over 200 realizations. At this number of realizations, the moments are visually converged for the decomposition MFM, but not the standard MFM.

Figure 8 shows mean concentration and turbulent scalar flux profiles resulting from each of the models. The results from the model using the standard MFM eddy diffusivity moments diverge significantly from the DNS results. This may lead to the incorrect conclusion that addition of terms in the MMI operator does not lead to convergence in this case. However, the source of this error is the large amount of statistical error in the higher-order moments. On the other hand, the results from the model using the decomposition MFM moments agree much better with the DNS. There appears to be some statistical error still at this number of realizations, but there is not nearly as much as there is with the standard MFM-based model. This highlights the importance of statistically-converged higher order moments in modeling. Compared to the standard MFM, the decomposition MFM is a more efficient method for

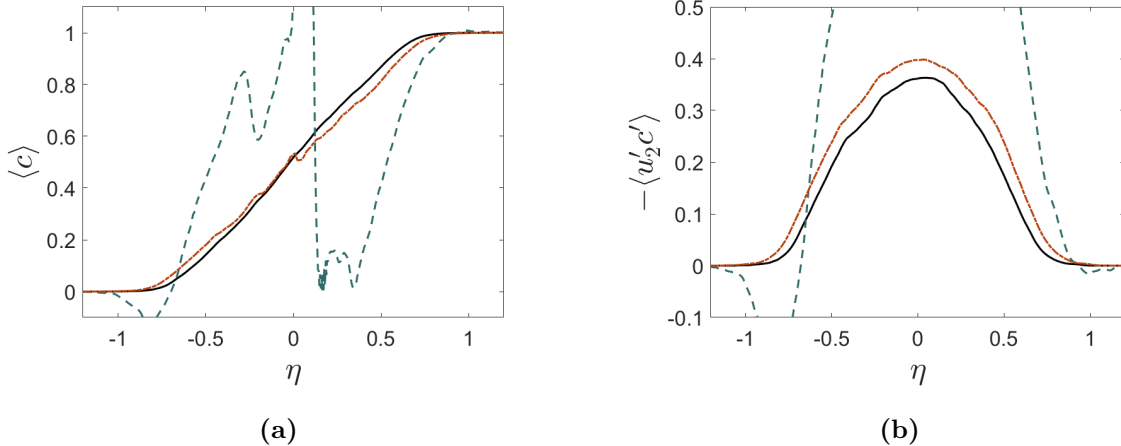


FIG. 8: (a) Mean concentration profiles and (b) turbulent scalar flux from DNS (solid black) and models using eddy diffusivity moments measured with the standard MFM (dashed green) and decomposition MFM (dash-dotted red). Results from both methods are averaged over 200 realizations.

obtaining statistically-converged moments that are usable for constructing models.

VII. CONCLUSION

In this work, modifications to the standard MFM are presented for faster statistical convergence of the eddy diffusivity moments. We first demonstrate the utility of using a single donor simulation for the receiver equations. Using a single donor prevents pileup of statistical error that may arise in separate donors, even when the same numerical initial conditions are used. Due to the potentially slow statistical convergence of MFM using separate donors, we recommend MFM using only one donor, though that may not be the natural implementation in some codes.

We also present formulations of the receiver equations based on the Kramers–Moyal expansion of the fluctuation field for both scalar and momentum transport—this is the decomposition MFM. Instead of solving for the scalar c , as in the standard MFM, the decomposition MFM solves for a variable based on the scalar fluctuation φ , allowing the mean forcing in the receiver equations to be handled semi-analytically. There is no additional cost to use decomposition MFM in place of the standard MFM, and the former has the added benefit that it also allows for consistent boundary condition treatment, such as in problems with periodic domains, like turbulent channel flow.

Decomposition MFM differs from other methods for accelerating MFM in its purpose for

measuring eddy diffusivity (or eddy viscosity) moments. Fast MFM [12] was developed for approximating the nonlocal and anisotropic eddy diffusivity for the entire domain by leveraging hidden sparsity in the discretized eddy diffusivity. Likewise, adjoint MFM [13] was developed for economical targeted computation of the exact nonlocal and anisotropic eddy diffusivity at specific locations in the domain using an adjoint-based approach rather than eddy diffusivity moments.

To demonstrate its utility, we apply the decomposition and single donor MFM to 2D RT instability. In this case study, we demonstrate computational savings of at least an order of magnitude in reaching statistical convergence of eddy diffusivity moments compared to MFM using separate donors. We show that this improved statistical convergence is substantial and significantly impacts analysis of closure operators, as poorly-converged eddy diffusivity moments can lead to incorrect conclusions.

Acknowledgements. This work was performed under the auspices of the US Department of Energy by Lawrence Livermore National Laboratory under Contract No. DE-AC52-07NA27344. D.L. was additionally supported by the Charles H. Kruger Stanford Graduate Fellowship.

Appendix A: Error analysis

We present the following error analysis to illustrate the propagation of error due to multiple donor simulations. This analysis is done in one dimension (x_1) for simplicity. First, we define F^i to be the measurements of the turbulent scalar flux used to determine D^i :

$$F^0 = \langle -u'_1 c' \rangle \Big|_{\frac{\partial \langle c \rangle}{\partial x_1} = 1}, \quad (\text{A1})$$

$$F^1 = \langle -u'_1 c' \rangle \Big|_{\frac{\partial \langle c \rangle}{\partial x_1} = x_1}. \quad (\text{A2})$$

Since the numerical mean uses a finite number of ensembles, there exists statistical error when making the measurements F^i . Examination of Equation (23) reveals that the statistical error arises due to c^{mn} ; $\frac{\partial \langle c \rangle}{\partial x_j}$ are deterministic as they are set by the macroscopic forcing. In this manner, we can rewrite Equation (30) with statistical error:

$$c' + \varepsilon = \left[(c^0 + \varepsilon^0) + (c^1 + \varepsilon^1) \frac{\partial}{\partial x_1} + (c^2 + \varepsilon^2) \frac{\partial^2}{\partial x_1^2} + \dots \right] \frac{\partial \langle c \rangle}{\partial x_1}. \quad (\text{A3})$$

Thus, statistical error can also be written as a Kramers–Moyal expansion:

$$\varepsilon = \left[\varepsilon^0 + \varepsilon^1 \frac{\partial}{\partial x_1} + \varepsilon^2 \frac{\partial^2}{\partial x_1^2} + \dots \right] \frac{\partial \langle c \rangle}{\partial x_1}. \quad (\text{A4})$$

In the following analysis, we use the notation ε^{ij} , where i denotes the error associated with c^i , as in Equation (A4), and j denotes the simulation used to determine D^j . The addition of index j is introduced, because when different donor simulations are used in MFM, each simulation has its own statistical error. For example, ε^{00} is not necessarily the same as ε^{01} , despite them both being errors associated with c^0 . The measurement of D^0 can then be written as

$$D^0 = F^0 + \varepsilon^{00}, \quad (\text{A5})$$

where ε^{00} arises from substituting $\frac{\partial \langle c \rangle}{\partial x_1} = 1$ into Equation (A4). Similarly, D^1 can be written as

$$D^1 = F^1 - x_1 D^0 + \varepsilon^{01} x_1 + \varepsilon^{11} = F^1 - x_1 F^0 + x_1 (\varepsilon^{01} - \varepsilon^{00}) + \varepsilon^{11} \quad (\text{A6})$$

If one donor simulation is used for all receiver equations in MFM, the third term above disappears, since $\varepsilon^{00} = \varepsilon^{01} = \varepsilon^0$. When different donors are used, ε^{00} and ε^{01} are not the same, so the overall statistical error scales with x_1 , making statistical convergence for D^1 slower than for D^0 . While this analysis is presented in one dimension, the variable x_1 , can be considered as either a spatial or temporal variable. Since time can become large in numerical simulations, and measurements are often taken in late time, the statistical convergence of the first temporal moment is especially slow.

This analysis can be extended to higher-order moments. For example, we analyze the error propagation in computing D^2 :

$$D^2 = F^2 - x_1 D^1 - \frac{x_1^2}{2} D^0 + \varepsilon^{22} \quad (\text{A7})$$

$$= F^2 - x_1 F^1 - \frac{x_1^2}{2} F^0 + x_1^2 (\varepsilon^{10} - \varepsilon^{00}) + \frac{x_1^2}{2} (\varepsilon^{00} - \varepsilon^{02}) + x_1 (\varepsilon^{12} - \varepsilon^{11}) + \varepsilon^{22}. \quad (\text{A8})$$

If one donor is used, the fourth, fifth, and sixth terms vanish. If different donors are used, those terms remain and the overall statistical error scales by x_1^2 , resulting in even slower statistical convergence for D^2 .

It must be noted that this analysis assumes D^0 is constant in time, which is not true for unsteady flows such as RT. Additionally, we do not predict the scalings of the ε^{ij} with space or time. This is why the statistical error plots in Figure 2 do not exhibit the exact scalings derived here. The goal of this analysis is not to provide the scalings but to illustrate the error amplification in higher-order moments and the presence of this extra error in MFM simulations using separate donors.

Appendix B: Rayleigh–Taylor spatial eddy diffusivity moments

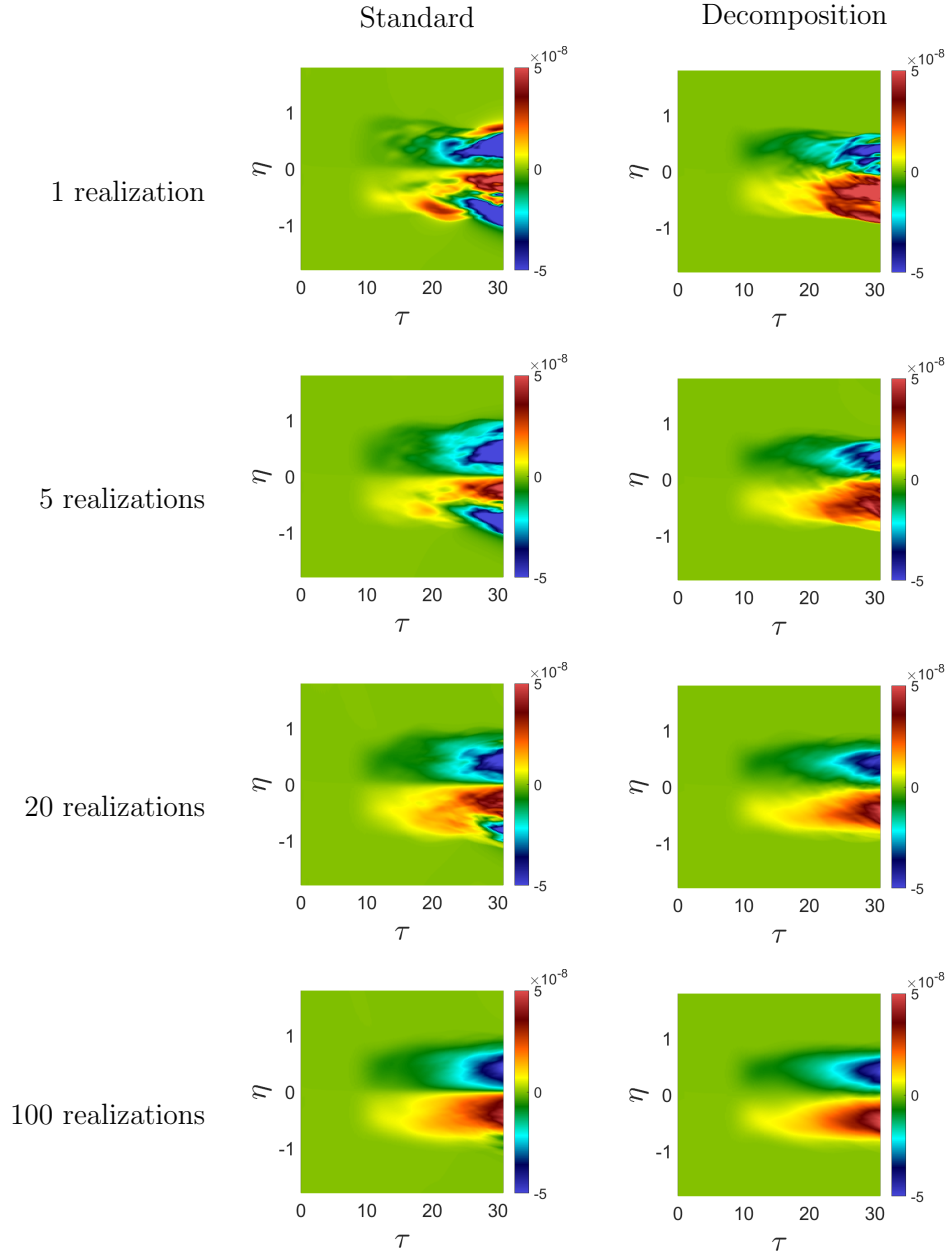


FIG. 9: Convergence of D^{10} (normalized by h) MFM measurement using standard and decomposition methods for RT instability case.

-
- [1] J. V. Boussinesq, Essai sur la théorie des eaux courantes, in: Mémoires présentés par divers savants a l'Academie des Sciences de l'Institut National de France, volume XXIII, Impr. Nationale, 1877.

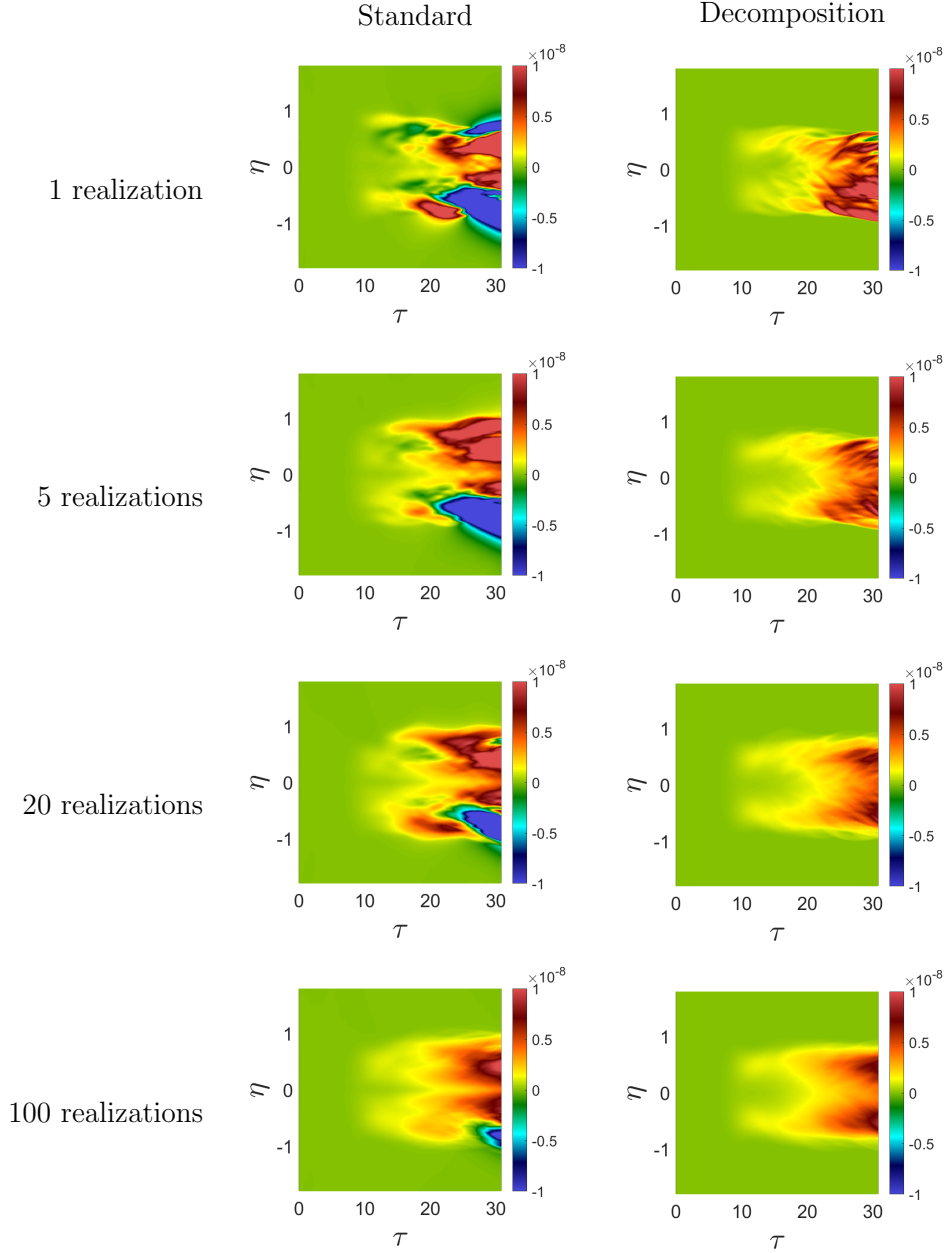


FIG. 10: Convergence of D^{20} (normalized by h^2) MFM measurement using standard and decomposition methods for RT instability case.

- [2] S. Corrsin, Limitations of gradient transport models in random walks and in turbulence, *Adv. Geophys.* **18** (1975) 25–60.
- [3] N. Romanof, Application of the orthonormal expansion of random functions to turbulent diffusion, in: *Proceedings of the seventh conference on probability theory: Aug. 29-Sept. 4, 1982, Braşov, Romania, VSP, 1985*, p. 493.
- [4] R. H. Kraichnan, Eddy viscosity and diffusivity: Exact formulas and approximations, *Complex*

- Systems **1** (1987) 805–820.
- [5] F. Hamba, Nonlocal expression for scalar flux in turbulent shear flow, *Phys. Fluids* **16** (2004) 1493–1508.
 - [6] A. Mani, D. Park, Macroscopic forcing method: A tool for turbulence modeling and analysis of closures, *Phys. Rev. Fluids* **6** (2021) 054607.
 - [7] F. Hamba, Nonlocal analysis of the Reynolds stress in turbulent shear flow, *Phys. Fluids* **17** (2005) 115102.
 - [8] J. Liu, H. H. Williams, A. Mani, Systematic approach for modeling a nonlocal eddy diffusivity, *Phys. Rev. Fluids* **8** (2023) 124501.
 - [9] D. L. O.-L. Lavacot, J. Liu, H. Williams, B. E. Morgan, A. Mani, Non-locality of mean scalar transport in two-dimensional rayleigh–taylor instability using the macroscopic forcing method, *J. Fluid Mech.* **985** (2024) A47.
 - [10] N. G. v. Kampen, A power series expansion of the master equation, *Can. J. Phys.* **39** (1961) 551–567.
 - [11] D. Park, A. Mani, Direct calculation of the eddy viscosity operator in turbulent channel flow at $Re_\tau = 180$, *J. Fluid Mech.* **998** (2024) A33.
 - [12] S. H. Bryngelson, F. Schäfer, J. Liu, A. Mani, Fast macroscopic forcing method, *J. Comp. Phys.* **499** (2024) 112721.
 - [13] J. Liu, F. Schäfer, S. H. Bryngelson, T. A. Zaki, A. Mani, Adjoint-based computation of nonlocal eddy viscosity in turbulent channel flow, *Phys. Rev. Fluids* **9** (2024) 094606.
 - [14] D. Park, J. Liu, A. Mani, Non-Boussinesq effects of eddy viscosity in a separated turbulent boundary layer, in: *34th Symposium on Naval Hydrodynamics*, 2022.
 - [15] W. H. Cabot, A. W. Cook, Reynolds number effects on Rayleigh–Taylor instability with possible implications for type Ia supernovae, *Nat. Phys.* **2** (2006) 562–568.
 - [16] B. Morgan, B. Olson, J. White, J. McFarland, Self-similarity of a Rayleigh–Taylor mixing layer at low Atwood number with a multimode initial perturbation, *J. Turbul.* **18** (2017) 973–999.
 - [17] D. L. Youngs, Numerical simulation of mixing by Rayleigh–Taylor and Richtmyer–Meshkov instabilities, *Laser and Particle Beams* **12** (1994) 725–750.
 - [18] B. E. Morgan, B. J. Olson, W. J. Black, J. A. McFarland, Large-eddy simulation and Reynolds-averaged Navier–Stokes modeling of a reacting Rayleigh–Taylor mixing layer in a spherical geometry, *Phys. Rev. E* **98** (2018) 033111.
 - [19] B. Morgan, J. Greenough, Large-eddy and unsteady RANS simulations of a shock-accelerated heavy gas cylinder, *Shock Waves* **26** (2016) 355–383.
 - [20] J. D. Bender, O. Schilling, K. S. Raman, R. A. Managan, B. J. Olson, S. R. Copeland, C. L. Ellison, D. J. Erskine, C. M. Huntington, B. E. Morgan, et al., Simulation and flow physics of a shocked and reshocked high-energy-density mixing layer, *J. Fluid Mech.* **915** (2021) A84.
 - [21] R. W. Sharp, Jr., R. Barton, HEMP advection model, Technical Report, California Univ.,

Livermore (USA). Lawrence Livermore Lab., 1981.

- [22] P. E. Dimotakis, The mixing transition in turbulent flows, *J. Fluid Mech.* **409** (2000) 69–98.
- [23] B. E. Morgan, W. J. Black, Parametric investigation of the transition to turbulence in Rayleigh–Taylor mixing, *Physica D: Nonlinear Phenomena* **402** (2020) 132223.
- [24] R. F. Pawula, Approximation of the linear Boltzmann equation by the Fokker–Planck equation, *Phys. Rev.* **162** (1967) 186–188.