

Emulating Self-attention with Convolution for Efficient Image Super-Resolution

Dongheon Lee, Seokju Yun, Youngmin Ro
Machine Intelligence Laboratory, University of Seoul, Korea
{dslisleedh, wsz871, youngmin.ro}@uos.ac.kr
Code: <https://github.com/dslisleedh/ESC>

Abstract

In this paper, we tackle the high computational cost of transformers for lightweight image super-resolution (SR). Motivated by the observations of self-attention’s inter-layer repetition, we introduce a convolutionized self-attention module named Convolutional Attention (ConvAttn) that emulates self-attention’s long-range modeling capability and instance-dependent weighting with a single shared large kernel and dynamic kernels. By utilizing the ConvAttn module, we significantly reduce the reliance on self-attention and its involved memory-bound operations while maintaining the representational capability of transformers. Furthermore, we overcome the challenge of integrating flash attention into the lightweight SR regime, effectively mitigating self-attention’s inherent memory bottleneck. We scale up window size to 32×32 with flash attention rather than proposing an intricate self-attention module, significantly improving PSNR by 0.31dB on Urban100 $\times 2$ while reducing latency and memory usage by $16\times$ and $12.2\times$. Building on these approaches, our proposed network, termed Emulating Self-attention with Convolution (ESC), notably improves PSNR by 0.27 dB on Urban100 $\times 4$ compared to HiT-SRF, reducing the latency and memory usage by $3.7\times$ and $6.2\times$, respectively. Extensive experiments demonstrate that our ESC maintains the ability for long-range modeling, data scalability, and the representational power of transformers despite most self-attentions being replaced by the ConvAttn module.

1. Introduction

Image Super-Resolution (SR) aims to reconstruct high-resolution (HR) images from low-resolution (LR) inputs and remains an active area of research in computer vision. Recently, the demand for multimedia content and generative models has increased significantly, making SR particularly noteworthy as it enables users to enjoy high-quality content under resource-constrained conditions. Consequently, practical deployment has emerged as a critical consideration in SR tasks, motivating numerous SR studies to enhance per-

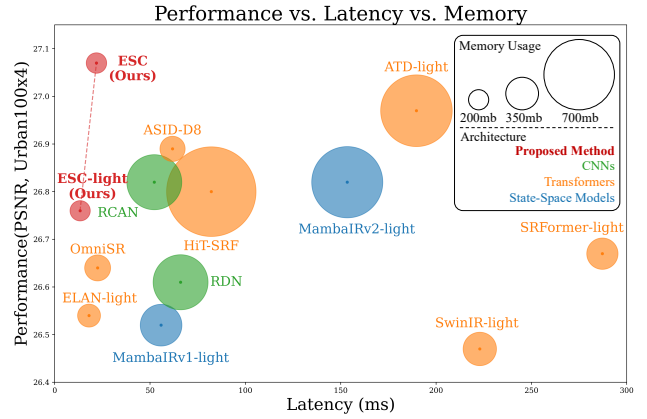


Figure 1. Comparison of performance, latency, and memory usage on the Urban100 $\times 4$ dataset. Our methods are evaluated against representative SR models, including CNNs, transformers, and SSMs.

formance while reducing computational complexity (Floating point Operations; FLOPs) and parameter size.

Therefore, transformers have gained significant attention in the SR task since they have demonstrated superior performance over Convolutional Neural Networks (CNNs) while requiring lower FLOPs and fewer parameters. By capturing long-range dependencies and performing input-dependent weighting through self-attention, transformers exhibit high representational capacity that enhances performance, especially as the training data volume increases [3, 11]. Accordingly, numerous transformer-based methods have been proposed [37, 45, 55] to capitalize on the advantages of self-attention while reducing FLOPs and parameter counts.

However, many of these works overlook the excessive memory access caused by self-attention, which arises from materializing the score matrix ($S = QK^T$) [7] and leveraging memory-bound operations such as tensor reshaping and window masking [31, 50]. The memory access issue is further worsened in the SR architecture, which deals with large feature maps without patchify stem or downsampling stage. For example, SwinIR-light [28] is $4.7\times$ slower latency and $2\times$ higher memory usage than CNNs [57] reconstructing

an HD image at the $\times 2$ scale, even though it requires $14.5\times$ and $17\times$ fewer FLOPs and parameter sizes, respectively. Consequently, despite their promising performance, transformers are challenging to deploy on resource-constrained devices, such as consumer-level GPUs.

In this paper, we aim to design an efficiency-driven transformer tailored for lightweight SR tasks, achieving both improved performance and memory overhead. We start by conducting a preliminary analysis of self-attention, observing that the similarity modeling performed by self-attention and resulting extracted features remain highly consistent across several layers, as shown in Figure 2. This finding exhibits that self-attention may extract overlapping features, suggesting the possibility of reducing computational overhead without compromising representational capability by utilizing efficient alternatives. Building on this finding, we establish a design strategy that retains self-attention only in the first layer of each block while replacing the remaining layers with our proposed efficient alternative, the Convolutional Attention (ConvAttn) module. To effectively emulate self-attention’s long-range modeling and instance-dependent weighting, ConvAttn operates with a twofold mechanism. First, it simplifies self-attention’s long-range interaction by applying convolution with a shared 13×13 large kernel throughout the entire network, targeting only a subset of channels. Second, dynamic kernels are generated to capture input-dependent weighting, mimicking the adaptive nature of self-attention. By combining these components, ConvAttn significantly reduces the reliance on memory-intensive self-attention while maintaining the representational capability of transformers.

With most self-attention layers replaced by ConvAttn, we leverage this efficiency to further enhance the remaining self-attention layers. Specifically, we enlarge the window size of self-attention, significantly improving performance with only a slight increase in FLOPs. However, increasing the window size leads to an enlarged score matrix, substantially raising peak memory usage. To address this, we introduce flash attention [7, 10] into lightweight SR tasks, to avoid materializing the score matrix. Our optimized implementation allows us to scale up the window size to 32×32 while reducing latency and memory usage by $16\times$ and $12.2\times$, respectively, as illustrated in Table 1.

Based on these approaches, we introduce the lightweight SR network called Emulating Self-attention with Convolution (ESC). The proposed ESC outperforms ATD-light [54] on Urban100 $\times 4$ with 0.1dB improvements on PSNR while being $8.9\times$ faster, as shown in Figure 1. Additionally, ESC-light surpasses ELAN-light [55] by a large margin of 0.29dB in PSNR on Urban100 $\times 2$ while also reducing latency by 22%. We further validate our ESC in scenarios where reducing FLOPs and parameter size is essential by introducing ESC-FP, which outperforms MambaIRV2-

light [17] on Manga109 $\times 4$ with reductions of FLOPs and parameter size by 20% and 32%, respectively. Through our extensive experiments, we demonstrate that our ESC fully leverages the advantages of transformers – including their large receptive fields, representational capacity, and scalability with respect to data volume – even though most self-attentions are replaced by the ConvAttn module. We support these results with in-depth experiments, as illustrated in Figure 6, suggesting that the proposed ConvAttn module extracts similar features with self-attention.

Our contributions are summarized as follows:

- We demonstrate that well-designed convolution partially replaces self-attention, significantly improving efficiency without sacrificing the advantages of transformers.
- We mitigate the memory overhead of self-attention by integrating flash attention, thereby enlarging window size without excessive memory usage. To the best of our knowledge, this is the first successful application of flash attention in lightweight SR tasks.
- We fully exploit the transformer’s benefits in lightweight SR tasks by making them more efficient and simpler.

2. Related Work

Traditional CNNs Early deep learning-based SR research [9, 22, 29, 57, 58] primarily employed convolution that extracts local features from images. These approaches typically relied on stacked convolutions, which often resulted in over-parameterization. To address this issue, numerous studies [21, 27, 36, 42] have shared their weights across multiple layers to reduce parameter size. However, many of them suffer from performance degradation since the input-independent weights are shared across multiple layers. In this paper, we share a large kernel through the entire network while leveraging input-dependently generated dynamic DWC [18] by each layer in parallel. This approach efficiently mitigates the parameter growth of the large kernel while maintaining each layer’s representational power.

Transformers Pioneering studies that significantly reduce computational costs by computing self-attention within local windows [28] or channel-wise [51] have sparked considerable interest in applying transformers [11, 44] to the SR task. Subsequent studies have proposed methods that enhance the self-attention mechanism of transformers to strengthen their long-range modeling capabilities while reducing both FLOPs and parameters [5, 37, 45, 54–56, 62]. Nonetheless, transformers remain challenging to deploy due to the excessive memory access caused by self-attention and involved memory-bound operations. In this paper, we address this limitation by replacing self-attention with convolutions that emulate its advantages, thereby preserving the advantages of transformers while reducing reliance on self-attentions and associated memory-bound operations.

Large Kernel CNNs and State-Space Models Several re-

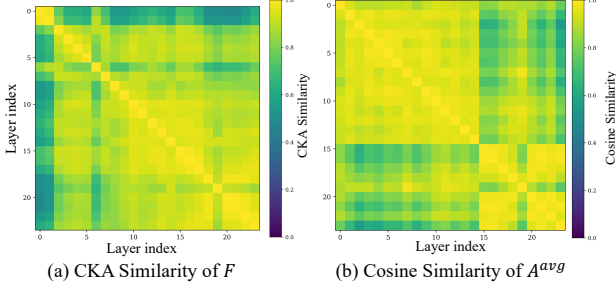


Figure 2. Visualized inter-layer similarities of the feature extracted by self-attention (F) before added to skip path and corresponding attention map (A^{avg}). Both CKA [24] and cosine similarities are measured on the Urban100 \times 4 dataset. The window and head dimensions of the attention map are averaged for visualization.

cent studies have highlighted the computational burden of transformers and investigated alternative core operators to replicate their advantages. Specifically, CNN-based models [41, 49, 61] attempt to mimic the advantages of transformers by leveraging large kernels and pixel attention [59], while State-Space Models (SSM) [16, 17] adapt their verified long-range modeling abilities from 1D sequence domain [13, 14] to the 2D image domain. However, these approaches often overlook either the exceptional representational capability brought by self-attention’s sophisticated similarity modeling or the additional memory access caused by supplementary mechanisms to adapting 2D domains like multi-directional or attentive scanning. In this paper, we fully leverage the advantages of both self-attention and convolution while utilizing flash attention [7, 10] to address the memory access of self-attention without relying on complex additional mechanisms.

3. Proposed Methods

In this section, we start by representing our preliminary analysis and then describe our proposed network.

3.1. Preliminary analysis

Transformers often achieve improved performance by utilizing self-attention’s long-range modeling capabilities and instance-dependent weighting. However, each self-attention incurs excessive memory overhead, resulting in high latency and memory usage. Interestingly, our preliminary research demonstrates that the sophisticated similarity modeling of self-attention (A^{avg}) and the resulting extracted features (F) exhibit a high degree of inter-layer similarities, with averages of 89% and 87%. This observation not only aligns with recent research [60] but also explains the success of studies that reduced computational cost by sharing the attention map across layers [37, 55]. Inspired by this observation, we investigate improving efficiency without degrading the representational capability by replacing self-attention with efficient alternatives.

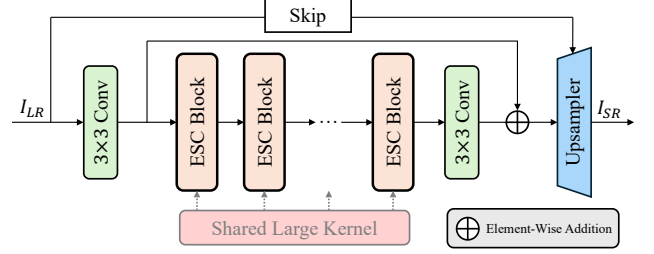


Figure 3. Visualization of the overall architecture.

3.2. Overall Structure

Our network is composed of four main components, as shown in Figure 3. First, the LR input image $I_{LR} \in \mathbb{R}^{H \times W \times 3}$ is transformed into a shallow feature $F_0 \in \mathbb{R}^{H \times W \times C}$ through a 3×3 convolution ($\text{Conv}_{3 \times 3}$). Here, H and W denote height and width I_{LR} , and C denotes feature dimension. Next, F_0 and a large kernel $LK \in \mathbb{R}^{13 \times 13 \times 16 \times 16}$ that is shared throughout the entire model are fed into the deep feature extractor H , and the resulting deep feature is added back to F_0 to produce the final feature $F \in \mathbb{R}^{H \times W \times C}$. In parallel, the image-wise skip module S takes I_{LR} as input to generate a skipped feature F_s , and the upsampler U utilize both F and F_s as inputs to return the upsampled image $I_{SR} \in \mathbb{R}^{rH \times rW \times 3}$ where r denotes up-scaling factor. The entire process is formulated as follows:

$$\begin{aligned} F_0 &= \text{Conv}_{3 \times 3}(I_{LR}), \\ F &= H(F_0, LK) + F_0, \\ F_s &= S(I_{LR}), \\ I_{SR} &= U(F, F_s). \end{aligned} \quad (1)$$

The H is composed of the N ESCBlocks where N denotes the number of ESCBlocks and a 3×3 convolution, and is formulated as follows:

$$\begin{aligned} F_i &= \text{ESCBlock}_i(F_{i-1}, LK), \quad i = 1, \dots, N, \\ F_d &= \text{Conv}_{3 \times 3}(F_N), \end{aligned} \quad (2)$$

where F_{i-1} indicates the feature input to the i th ESCBlock together with LK , and F_i represents the extracted feature. The U and S will be described in the implementation detail section because they will be changed depending on the task.

3.3. ESC Block

The overall process of the ESCBlock is illustrated in Figure 4 and is formulated as follows:

$$\begin{aligned} F_i^{in} &= \text{ConvFFN}(\text{LN}(F_{i-1})), \\ F_{i,0} &= F_i^{in} + \text{SelfAttn}(\text{LN}(F_i^{in})), \\ F_{i,j} &= F_{i,j-1} + \text{ConvAttn}_j(\text{ConvFFN}_j(F_{i,j-1}), LK), \\ &\quad j = 1, \dots, M, \\ F_i &= F_{i-1} + \text{Conv}_{3 \times 3}(\text{LN}(F_{i,M})). \end{aligned} \quad (3)$$

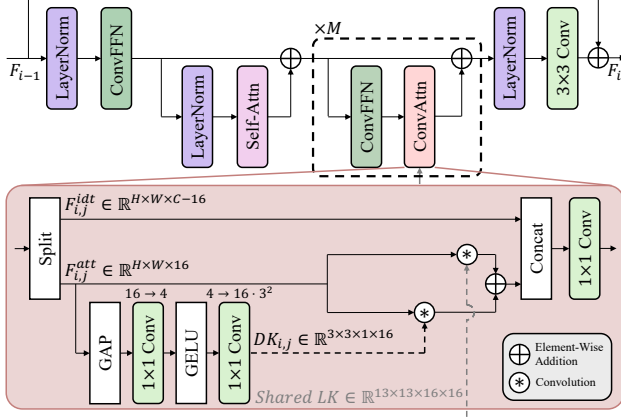


Figure 4. Visualization of the proposed ESC block.

Firstly, the F_{i-1} is converted to the F_i^{in} by layer normalization (LN) and convolutional FFN (ConvFFN) [62] with kernel size three. Then, LN and self-attention (SelfAttn) with a window size of 32 is employed to residual connection to extract $F_{i,0}$. Despite the large window size, we effectively reduce memory overhead by utilizing flash attention. Furthermore, since ConvFFN is placed before, the self-attention extract features considering local information without the complicated QKV projection module. After establishing $F_{i,0}$, the block iterates residual paths composed of ConvFFN and proposed ConvAttn module (ConvAttn) M times. Although our methods do not utilize shifted-window self-attention, these convolution-based modules, after the self-attention, will extract inter-window features. Finally, the result of the last iteration $F_{i,M}$ go through LN and Conv $_{3 \times 3}$ and is added to F_{i-1} , resulting in F_i .

Convolutional Attention Module The ConvAttn is designed to emulate self-attention’s two key advantages: capturing long-range dependencies and instance-dependent weighting. For this purpose, ConvAttn leverages to types of convolution formulated as:

$$\begin{aligned} F_{i,j}^{att}, F_{i,j}^{idt} &= \text{Split}_{16:C-16}(F_{i,j}^{CF}), \\ DK_{i,j} &= \text{Conv}_{1 \times 1}^{up}(\phi(\text{Conv}_{1 \times 1}^{down}(\text{GAP}(F_{i,j}^{att})))), \\ F_{i,j}^{res} &= (F_{i,j}^{att} \otimes DK_{i,j}) + (F_{i,j}^{att} \otimes LK), \\ F_{i,j}^{fuse} &= \text{Conv}_{1 \times 1}^{fuse}(\text{Concat}(F_{i,j}^{res}, F_{i,j}^{idt})), \end{aligned} \quad (4)$$

where $F_{i,j}^{CF}$ denotes the features extracted by ConvFFN $_{i,j}$ before. We first split the $F_{i,j}^{CF}$ channel-wise, resulting in $F_{i,j}^{att} \in \mathbb{R}^{H \times W \times 16}$, which consists of the 16 channels in front, and $F_{i,j}^{idt} \in \mathbb{R}^{H \times W \times C-16}$, which contains the remaining part. Both large kernel and dynamic convolutions are only performed within $F_{i,j}^{att}$ to reduce memory access cost, unlike the methods that perform large kernel convolution to full channels [41, 49]. Next, dynamic depth-wise kernel $DK_{i,j} \in \mathbb{R}^{3 \times 3 \times 1 \times 16}$ [18] is created by two layers of Conv $_{1 \times 1}$ with global average pooling (GAP) and gaussian

error linear unit activation (ϕ). Since enlarging DK ’s kernel size increases parameter size multiplied by the hidden dimension of the kernel estimator, we fix its kernel size to 3×3 . Then both $DK_{i,j}$ and LK are convolved on $F_{i,j}^{att}$ and sum up those, resulting convolved feature $F_{i,j}^{res}$. Inspired by previous studies [37, 55] that shared attention maps across multiple layers and our preliminary analysis, we hypothesize that long-range interactions may not significantly change with varying layers. Therefore, we share LK throughout the entire model, mitigating parameter growth and corresponding optimization difficulty [4, 30]. Consequently, harmonizing both LK and $DK_{i,j}$ allows us to emulate self-attention’s advantages of capturing long-range dependencies and performing instance-dependent weighting with minimal increase in latency and parameter size. Finally, $F_{i,j}^{res}$ and $F_{i,j}^{idt}$ are concatenated channel-wise, followed by the last Conv $_{1 \times 1}$ to fuse them, resulting in fused feature $F_{i,j}^{fuse}$. In this way, both the local features extracted by ConvFFN and the long-range structural features extracted by LK and DK can be leveraged to capture multi-scale features.

While $DK_{i,j}$ can be structurally re-parameterized into LK by padding both spatial and channel-wise to reduce FLOPs, we do not because it slows down latency. On the other hand, in situations where reducing FLOPs and parameter size is crucial rather than reducing latency, LK can be decomposed depth-wise separable manner [19] into point-wise large kernel filter $LK^c \in \mathbb{R}^{1 \times 1 \times 16 \times 16}$ and depth-wise large kernel filter $LK^s \in \mathbb{R}^{13 \times 13 \times 1 \times 16}$. This decomposition redefines line 3 in Equation 4 as follows:

$$F_{i,j}^{res} = (F_{i,j}^{att} \otimes LK^c) \otimes (ZP(DK_{i,j}) + LK^s), \quad (5)$$

where $ZP(\cdot) : \mathbb{R}^{3 \times 3 \times 1 \times 16} \mapsto \mathbb{R}^{13 \times 13 \times 1 \times 16}$ denotes spatial zero padding.

In summary, the ConvAttn module efficiently emulates self-attention’s two advantages by leveraging a shared LK and layer-specific DK s. By replacing self-attention and associated memory-bound operations with the proposed ConvAttn module, we significantly improve efficiency while maintaining the benefits of transformers.

Table 1. Comparison of latency and memory usage between naive self-attention and flash attention (FA) [7, 10]. WS and #Pixels denote the window size of self-attention and the corresponding number of pixels. X refers to the input tensor.

WS (#Pixels)	Type	$X \in \mathbb{R}^{64 \times 64 \times 64}$		$X \in \mathbb{R}^{288 \times 288 \times 64}$	
		Latency (ms)	Memory Usage (mb)	Latency (ms)	Memory Usage (mb)
16×16 (256)	w/o FA	2.0	46	4.9	758
	w/ FA	0.5 (4×)	11 (4.2×)	1.3 (3.8×)	223 (3.4×)
24×24 (576)	w/o FA	7.6	111	14.5	1575
	w/ FA	0.5 (15.2×)	14 (7.9×)	2.0 (7.3×)	223 (7.1×)
32×32 (1024)	w/o FA	27.3	157	44.7	2717
	w/ FA	0.5 (54.6×)	11 (14.3×)	2.8 (16.0×)	223 (12.2×)

Table 2. Comparisons of classic SR methods trained on the DIV2K dataset. Mem, #FLOPs, and #Params denote memory usage, the number of FLOPs, and parameter size, respectively. † denotes that we re-calculate the statistics of the indicated methods. All statistics and metrics are measured as detailed in Section 4.2. The best result on each PSNR and SSIM is bolded.

Method	Scale	Latency (ms)	Mem (mb)	#FLOPs (G)	#Params (K)	Set5	Set14	PSNR / SSIM B100	Urban100	Manga109
SwinIR-lt [28]	×2	1409.8	1287	244.2	910	38.14/0.9611	33.86/0.9206	32.31/0.9012	32.76/0.9340	39.12/0.9783
ELAN-lt [55]		94.5	887	203.1	621	38.17/0.9611	33.94/0.9207	32.30/0.9012	32.76/0.9340	39.11/0.9782
OmniSR [45]		120.3	1031	194.5	772	38.22/0.9613	33.98/0.9210	32.36/0.9020	33.05/0.9363	39.28/0.9784
SRFormer-lt [62]		1456.3	1184	236.3	853	38.23/0.9613	33.94/0.9209	32.36/0.9019	32.91/0.9353	39.28/0.9785
ATD-lt [54]		733.5	2839	380.0	753	38.29/0.9616	34.10/0.9217	32.39/0.9023	33.27/0.9375	39.52/0.9789
HiT-SRF [56]		268.1	1804	226.5	847	38.26/0.9615	34.01/0.9214	32.37/0.9023	33.13/0.9372	39.47/0.9787
ASID-D8 [37]		131.2	999	190.5†	732	38.32/0.9618	34.24/0.9232	32.40/0.9028	33.35/0.9387	-/-
MambaIR-lt [16]		277.1	1695	334.2	905	38.13/0.9610	33.95/0.9208	32.31/0.9013	32.85/0.9349	39.20/0.9782
MambaIRV2-lt [17]		580.4	2824	286.3	774	38.26/0.9615	34.09/0.9221	32.36/0.9019	33.26/0.9378	39.35/0.9785
RDN [58]		279.3	2058	5096.2	22123	38.24/0.9614	34.01/0.9212	32.34/0.9017	32.89/0.9353	39.18/0.9780
RCAN [57]		299.3	626	3529.7	15445	38.27/0.9614	34.12/0.9216	32.41/0.9027	33.34/0.9384	39.44/0.9786
ESC-FP (Ours)		94.3	627	239.8	524	38.27/0.9617	34.09/0.9219	32.37/0.9022	33.22/0.9375	39.40/0.9784
ESC-lt (Ours)		73.2	830	359.4	603	38.24/0.9615	33.98/0.9211	32.35/0.9020	33.05/0.9363	39.33/0.9786
ESC (Ours)		120.9	831	592.0	947	38.35/0.9619	34.11/0.9223	32.41/0.9027	33.46/0.9395	39.54/0.9790
SwinIR-lt [28]	×3	331.7	596	110.8	918	34.62/0.9289	30.54/0.8463	29.20/0.8082	28.66/0.8624	33.98/0.9478
ELAN-lt [55]		32.5	399	90.1	629	34.61/0.9288	30.55/0.8463	29.21/0.8081	28.69/0.8624	34.00/0.9478
OmniSR [45]		41.2	476	88.4	780	34.70/0.9294	30.57/0.8469	29.28/0.8094	28.84/0.8656	34.22/0.9487
SRFormer-lt [62]		530.5	537	105.4	861	34.67/0.9296	30.57/0.8469	29.26/0.8099	28.81/0.8655	34.19/0.9489
ATD-lt [54]		274.4	1258	168.0	760	34.74/0.9300	30.68/0.8485	29.32/0.8109	29.17/0.8709	34.60/0.9506
HiT-SRF [56]		124.9	1464	101.6	855	34.75/0.9300	30.61/0.8475	29.29/0.8106	28.99/0.8687	34.53/0.9502
ASID-D8 [37]		61.9	460	86.4†	739	34.84/0.9307	30.66/0.8491	29.32/0.8119	29.08/0.8706	-/-
MambaIR-lt [16]		109.3	760	148.5	913	34.63/0.9288	30.54/0.8459	29.23/0.8084	28.70/0.8631	34.12/0.9479
MambaIRV2-lt [17]		259.0	1250	126.7	781	34.71/0.9298	30.68/0.8483	29.26/0.8098	29.01/0.8689	34.41/0.9497
RDN [58]		146.5	985	2281.2	22308	34.71/0.9296	30.57/0.8468	29.26/0.8093	28.80/0.8653	34.13/0.9484
RCAN [57]		85.1	560	1586.1	15629	34.74/0.9299	30.65/0.8482	29.32/0.8111	29.09/0.8702	34.44/0.9499
ESC-FP (Ours)		34.8	291	110.0	530	34.72/0.9300	30.67/0.8483	29.30/0.8107	29.12/0.8706	34.56/0.8706
ESC-lt (Ours)		25.2	384	162.8	612	34.61/0.9295	30.52/0.8475	29.26/0.8102	28.93/0.8679	34.33/0.9495
ESC (Ours)		41.4	385	267.6	955	34.84/0.9308	30.74/0.8493	29.34/0.8118	29.28/0.8739	34.66/0.9512
SwinIR-lt [28]	×4	222.9	351	63.6	930	32.44/0.8976	28.77/0.7858	27.69/0.7406	26.47/0.7980	30.92/0.9151
ELAN-lt [55]		18.0	241	54.1	640	32.43/0.8975	28.78/0.7858	27.69/0.7406	26.54/0.7982	30.92/0.9150
OmniSR [45]		22.5	273	50.9	792	32.49/0.8988	28.78/0.7859	27.71/0.7415	26.64/0.8018	31.02/0.9151
SRFormer-lt [62]		287.2	329	62.8	873	32.51/0.8988	28.82/0.7872	27.73/0.7422	26.67/0.8032	31.17/0.9165
ATD-lt [54]		189.7	753	100.1	769	32.63/0.8998	28.89/0.7886	27.79/0.7440	26.97/0.8107	31.48/0.9198
HiT-SRF [56]		82.1	1331	58.0	866	32.55/0.8999	28.87/0.7880	27.75/0.7432	26.80/0.8069	31.26/0.9171
ASID-D8 [37]		61.8	265	49.6†	748	32.57/0.8990	28.89/0.7898	27.78/0.7449	26.89/0.8096	-/-
MambaIR-lt [16]		55.8	438	84.6	924	32.42/0.8977	28.74/0.7847	27.68/0.7400	26.52/0.7983	30.94/0.9135
MambaIRV2-lt [17]		153.4	748	75.6	790	32.51/0.8992	28.84/0.7878	27.75/0.7426	26.82/0.8079	31.24/0.9182
RDN [58]		66.0	791	1309.2	22271	32.47/0.8990	28.81/0.7871	27.72/0.7419	26.61/0.8028	31.00/0.9151
RCAN [58]		52.2	540	917.6	15592	32.63/0.9002	28.87/0.7889	27.77/0.7436	26.82/0.8087	31.22/0.9173
ESC-FP (Ours)		21.7	158	60.8	539	32.56/0.8897	28.87/0.7889	27.75/0.7435	26.90/0.8098	31.40/0.9192
ESC-lt (Ours)		13.3	213	91.0	624	32.52/0.8995	28.87/0.7878	27.72/0.7423	26.76/0.8058	31.26/0.9173
ESC (Ours)		21.9	215	149.2	968	32.68/0.9011	28.93/0.7902	27.80/0.7447	27.07/0.8144	31.54/0.9207

4. Experiments

This section describes implementation details for flash attention and our extensive experiments on various tasks. For implementation details for proposed networks, please refer to Section 6 in the supplementary.

4.1. Implementation Details for Flash Attention

We aim to address the excessive memory overhead of self-attention by leveraging flash attention [7]. However, the existing flash attention implementation does not support relative positional bias [39], which is essential for performance improvements. Accordingly, we implement Flash attention leveraging flex attention [10] to incorporate relative posi-

tional bias and accelerate self-attention during inference. As shown in Table 1, our implementation significantly reduces latency and memory usage of self-attention by $16\times$ and $12.2\times$, respectively. As the patch size for training is 64×64 , we do not consider the window size above 32 as it may cause training instability due to the necessity of padding.

4.2. Classic SR Results

To evaluate our proposed networks on classic SR task, we leverage five commonly used datasets (Set5 [2], Set14 [52], B100 [33], Urban100 [20], Manga109 [34]). We measure peak signal-to-noise ratio (PSNR) and structural similarity index measure (SSIM) on the Y channel after cropping boundary corresponding to the up-

scaling factor and converting them into YCbCr space. All statistics are measured by reconstructing an HD image (1280×720) image using RTX4090 GPU at FP32 precision 100 times. Memory usage is calculated by `torch.cuda.max_memory_allocated` function and FLOPs are measured by `fvcore` library. For the classic SR task, we present three variants: ESC, ESC-light, and ESC-FP. ESC and ESC-light prioritize to reduce latency, while ESC-FP focuses on reducing FLOPs and parameter size.

4.2.1. Quantitative Results on the DIV2K dataset

We compare our methods with various representative lightweight SR methods, including CNN-based models [57, 58], transformers [28, 37, 45, 54–56, 62], and state-space models [16, 17] trained on DIV2K dataset [1]. Notably, as shown in Table 2, our ESC achieves notable 0.1dB PSNR improvement on the Urban100×4 dataset, while being 8.7× faster than ATD-light. Moreover, ESC-light is 1.4× faster than ELAN-light, exhibiting an impressive performance improvement of 0.34dB PSNR in the Manga109×4 dataset. These results exhibit that state-of-the-art performance can be achieved even when most self-attentions are replaced with convolutions, suggesting replacing self-attention with convolutions does not compromise representational power. Furthermore, ESC-FP outperforms MambaIRV2-light over 0.18dB on the Urban100×4 dataset while reducing FLOPs and parameters by 20% and 31%, respectively. This result underscores that our design is effective even when reducing FLOPs and parameter size.

4.2.2. Visual Results on the DIV2K dataset

We also visually compare our ESC with representative lightweight SR methods, including SRFormer-light [62], HiT-SRF [56], ATD-light [54], and MambaIRV2-light [17]. As shown in Figure 5, Our ESC effectively restores details and achieves a high PSNR, demonstrating that our network also produces visually pleasant results.




Figure 5. Visual comparisons for classic SR (×2). The best result on PSNR is bolded.

4.2.3. Ablation Study

We conduct an ablation study to justify the proposed network’s composition, as shown in Table 3. First, we introduce two variants, one that uses only the self-attention module and another that uses only the ConvAttn module. Both variants exhibit a performance drop compared to ESC, suggesting that leveraging both self-attention and ConvAttn to balance performance and efficiency is crucial. Next, we vary the LK ’s kernel size to 9×9 and 17×17 to determine the optimal size. In both cases, we observe a drop in performance, confirming that a kernel size of 13×13 is optimal. Then, we evaluate performance changes by altering the convolution type used in the ConvAttn module. We observe a drop in performance in variants that neither share LK nor employ input-dependent DK . This indicates that emulating the input-dependent weighting of self-attention is essential. Accordingly, we add DK without sharing LK and observe some performance improvement, though it still falls short of ESC. These results suggest that employing highly sophisticated modeling may not be necessary when using convolution to emulate self-attention’s ability to capture long-range dependencies. Instead, sharing LK , which reduces the number of parameters and thereby eases optimization [8, 30], appears to have a more significant impact on performance. Finally, we investigate the effect of the self-attention window size by setting it to 16 and 24 and adding extra layers. In every case, we observe a performance drop, which confirms that enlarging the window size to enhance self-attention is effective even when only a single self-attention is leveraged in each block.

Table 3. Ablation studies on our ESC network. All comparisons are designed to have similar latencies to ESC. LK, DK, and WS denote large kernel, dynamic kernel, and window size, respectively. All statistics and metrics are measured as detailed in Section 4.2.

Cases	Latency (ms)	Memory (mb)	#FLOPs (G)	#Params (K)	Set5×2	Urban100×2
Only Self-attentions	128.2	830	456.6	737	38.27/0.9617	33.23/0.9378
Only ConvAttns	126.3	514	962.4	1210	38.18/0.9613	32.91/0.9353
9×9 LK	117.1	831	462.2	924	38.33/0.9618	33.42/0.9392
17×17 LK	126.6	832	768.9	977	38.32/0.9618	33.40/0.9390
w/o LK Share and DK	119.7	835	591.1	1950	38.32/0.9618	33.37/0.9389
w/o LK Share	120.9	835	592.0	1985	38.32/0.9619	33.43/0.9392
WS16 and more layers	118.0	807	603.6	1054	38.24/0.9614	33.05/0.9360
WS24 and more layers	116.5	801	583.5	995	38.33/0.9618	33.28/0.9383
ESC (Ours)	120.9	831	592.0	947	38.35/0.9619	33.46/0.9395

4.2.4. Analysis on ConvAttn Module

To verify the proposed ConvAttn module extracts similar features as self-attention, we examine the features extracted by ConvAttn modules. Self-attentions are known to extract shape-biased structural features [8, 38], unlike 3×3 convolution, which mainly extracts local texture and edges. Indeed, as shown in Figure 6, the visualized average feature maps indicate that F^{idt} , which passed through only the ConvFFN module with a kernel size of 3×3 , primarily cap-

Table 4. Comparisons of classic SR methods trained on the large-scale DFLIP dataset. Mem, #FLOPs, and #Params denote memory usage, the number of FLOPs, and parameter size, respectively. § denotes that we train the indicated methods following their descriptions. All statistics and metrics are measured as detailed in Section 4.2. The best result on each PSNR and SSIM is bolded.

Method	Scale	Latency (ms)	Mem (mb)	#FLOPs (G)	#Params (K)	PSNR / SSIM				
						Set5	Set14	B100	Urban100	Manga109
SRFormer-lt [§] [62]	×2	1838.1	1184	236.3	853	38.24/0.9615	34.13/0.9218	32.42/0.9026	33.37/0.9386	39.36/0.9787
ATD-lt [§] [54]		733.5	2839	380.0	753	38.29/0.9616	34.30/0.9230	32.43/0.9027	33.62/0.9401	39.60/0.9791
HiT-SRF [§] [56]		268.1	1804	226.5	847	38.31/0.9616	34.31/0.9230	32.45/0.9031	33.58/0.9404	39.69/0.9793
ESC (Ours)		120.9	831	592.0	947	38.34/0.9618	34.42/0.9235	32.50/0.9036	33.86/0.9424	39.73/0.9795
SRFormer-lt [§] [62]	×3	668.3	537	105.4	861	34.67/0.9297	30.75/0.8484	29.30/0.8108	29.10/0.8701	34.26/0.9498
ATD-lt [§] [54]		274.4	1258	168.0	760	34.71/0.9300	30.77/0.8493	29.33/0.8116	29.42/0.8743	34.61/0.9509
HiT-SRF [§] [56]		124.9	1464	101.6	855	34.69/0.9298	30.81/0.8493	29.32/0.8115	29.28/0.8729	34.72/0.9511
ESC (Ours)		41.4	385	267.6	955	34.85/0.9312	30.97/0.8511	29.41/0.8135	29.70/0.8799	34.94/0.9525
SRFormer-lt [§] [62]	×4	327.8	329	62.8	873	32.49/0.8993	28.89/0.7887	27.76/0.7429	26.90/0.8086	31.25/0.9189
ATD-lt [§] [54]		189.7	753	100.1	769	32.52/0.8995	28.93/0.7896	27.79/0.7443	27.18/0.8150	31.47/0.9208
HiT-SRF [§] [56]		82.1	1331	58.0	866	32.55/0.8997	28.96/0.7897	27.77/0.7443	27.07/0.8130	31.59/0.9208
ESC (Ours)		21.9	215	149.2	968	32.79/0.9025	29.06/0.7927	27.85/0.7466	27.45/0.8229	31.87/0.9239

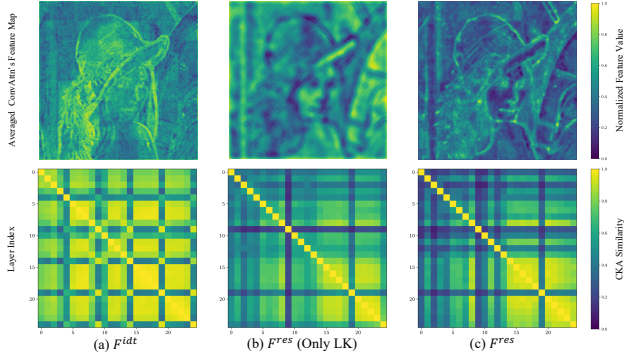


Figure 6. Visualized average feature map and inter-layer CKA similarity on the features extracted by ConvAttn. We average all ConvAttn’s outputs while restoring the Lenna in the Set14 dataset. CKA similarities are measured on the Urban100×4 dataset.

tures textures such as hair. In contrast, the feature maps extracted using both *LK* and *DK* exhibit a bias towards depth and structure, indicating that the proposed ConvAttn module extracts features similar to self-attention. Additionally, we observe that the inter-layer similarity is reduced when both *LK* and *DK* are used, compared to using *LK* alone. This observation indicates that *DK*s are extracting diverse layer-specific features, providing robust evidence of the effectiveness of dynamic weights.

4.2.5. Local Attribution Map

We use the Local Attribution Map (LAM) [15] to verify our networks can extract long-range dependencies despite using less self-attention. We compare our network with studies that aim to expand the receptive field of self-attention by using various self-attention implementations, including global-level attention [45], permuted self-attention [62], and spatial-channel correlation (which includes both window and channel-wise self-attention) [56]. Notably, as described in Figure 7, our ESC references the widest range to restore the red bounding box along with the highest diffusion in-

dex. This result exhibits our network effectively captures long-range dependencies even though most self-attentions are replaced by the ConvAttn module, suggesting that our ConvAttn module contributes to retaining the large receptive field of transformers.

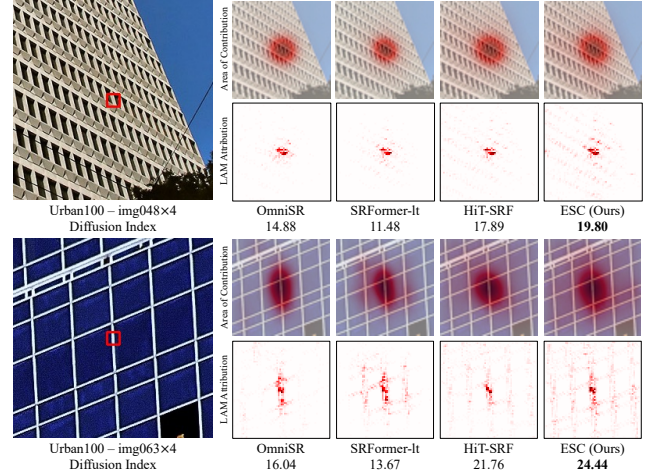


Figure 7. Comparisons of Local Attribution Map (LAM) [15] and the corresponding area of contribution and diffusion index. The best result on the diffusion index is bolded.

4.2.6. Quantitative Results on the DFLIP dataset

Transformers exhibit significant performance improvements when trained on large-scale datasets [3, 11]. To verify our model also retains this benefit, we train and evaluate various representative transformers – including SRFormer-light [62], ATD-light [54], and HiT-SRF [56] – alongside our ESC on a large dataset. For this purpose, we leverage DIV2K+Flicker2K+LSDIR+DiverSeg-IP (DFLIP) [1, 26, 35, 43] dataset. As illustrated in Table 4, our approach outperforms the other methods by a substantial margin across all scales and evaluation datasets. These results indicate that replacing self-attention with ConvAttn does not sacrifice the

data scaling capability of transformers.

4.3. Arbitrary-Scale SR

To evaluate our proposed networks on arbitrary-scale SR tasks, we leverage the DIV2K-validation [1] dataset. Following previous research [6, 25], we assess PSNR in the RGB channel after cropping the boundaries according to the upscaling factor plus six. For arbitrary-scale SR tasks, we change U of our network and representative lightweight SR transformers [54, 56] into LTE [25].

4.3.1. Quantitative Results

To demonstrate the outstanding representational capability of the proposed network, we train and evaluate the network on an arbitrary-scale SR task, which requires processing various upscaling factors with a single network. For quantitative comparison, we leverage commonly used RDN [58] and additional representative transformers [54, 56] that we train. As described in Tables 5, our network continually achieves high performance at the scale both seen and unseen during training, even achieving a 0.09dB improvement over RDN+LTE at $\times 2$. This result underscores our ESC’s exceptional representational capability. For quantitative results measured on other datasets, including Set5, Set14, B100, and Urban100, refer to Section 7 in the supplementary.

Table 5. Quantitative comparison on arbitrary-scale SR task employing LTE [25] as upsampler. The best result on PSNR is bolded.

Methods	Seen			Unseen				
	$\times 2$	$\times 3$	$\times 4$	$\times 6$	$\times 12$	$\times 18$	$\times 24$	$\times 30$
RDN+LTE [58]	35.04	31.32	29.33	27.04	23.95	22.40	21.36	20.64
ATD-lt+LTE [§] [54]	34.98	31.25	29.27	27.01	23.94	22.38	21.37	20.64
HiT-SRF+LTE [§] [56]	35.10	31.35	29.35	27.05	23.94	22.39	21.36	20.64
ESC+LTE (Ours)	35.13	31.38	29.37	27.08	23.97	22.40	21.38	20.64

4.3.2. Visual Results

We also visually compare our network with RDN, HiT-SRF, and ATD-light. As shown in Figure 8, Our network effectively restores fine details that other methods fail on both $\times 4$ and $\times 12$ scales. This result demonstrates that our network also excels at restoring visually present results on both in-distribution and out-of-distribution scales.

4.4. Real-World Super-Resolution

We further test our network on real-world SR tasks that aim to restore images with unknown degradations. To this end, we introduce a variant called ESC-Real and compare them to representative real-world SR methods, including RealESRGAN [47], SwinIR-Real [28], and DASR [48]. For our evaluation, we use the commonly employed RealSRSet dataset [53]. As shown in Table 9, our ESC-Real recovers more fine-grained details than the other methods while significantly reducing unpleasant artifacts in both graphic and natural images. This result demonstrates that our proposed

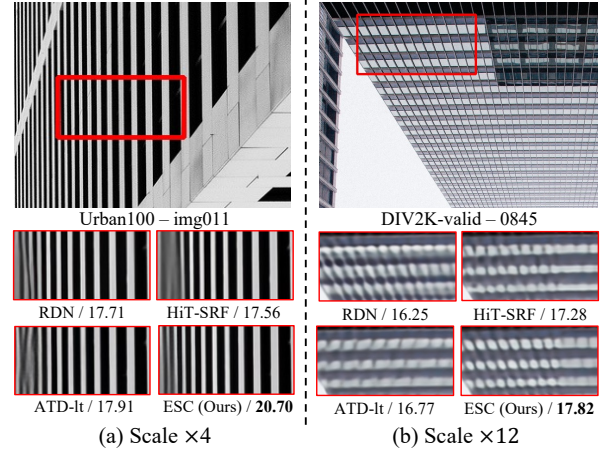


Figure 8. Visual comparisons on arbitrary-scale SR for both in-distribution ($\times 4$) and out-of-distribution ($\times 12$) scales. The best result on PSNR is bolded.




Figure 9. Visual comparisons on real-world SR ($\times 4$) tasks.

methods are effective even when dealing with complex unknown degradations, underscoring our methods’ outstanding representational capability.

5. Conclusion

In this paper, we propose ESC, a novel lightweight SR network designed to mitigate the excessive memory overhead of transformers. Our extensive experiments demonstrate that most self-attention layers can be effectively replaced with carefully designed convolution to improve efficiency. Moreover, we introduce flash attention into lightweight SR tasks, significantly enhancing performance without complicated modifications to self-attention. As a result, we fully exploit the advantages of transformers by prioritizing improvements in their efficiency.

References

- [1] Eirikur Agustsson and Radu Timofte. Ntire 2017 challenge on single image super-resolution: Dataset and study. In *CVPRW*, 2017. 6, 7, 8, 1
- [2] Marco Bevilacqua, Aline Roumy, Christine Guillemot, and Marie Line Alberi-Morel. Low-complexity single-image super-resolution based on nonnegative neighbor embedding. 2012. 5, 1
- [3] Hanting Chen, Yunhe Wang, Tianyu Guo, Chang Xu, Yiping Deng, Zhenhua Liu, Siwei Ma, Chunjing Xu, Chao Xu, and Wen Gao. Pre-trained image processing transformer. In *CVPR*, pages 12299–12310, 2021. 1, 7
- [4] Honghao Chen, Xiangxiang Chu, Yongjian Ren, Xin Zhao, and Kaiqi Huang. Pelk: Parameter-efficient large kernel convnets with peripheral convolution. In *CVPR*, pages 5557–5567, 2024. 4
- [5] Xiangyu Chen, Xintao Wang, Jiantao Zhou, Yu Qiao, and Chao Dong. Activating more pixels in image super-resolution transformer. In *CVPR*, pages 22367–22377, 2023. 2
- [6] Yinbo Chen, Sifei Liu, and Xiaolong Wang. Learning continuous image representation with local implicit image function. In *CVPR*, pages 8628–8638, 2021. 8
- [7] Tri Dao, Dan Fu, Stefano Ermon, Atri Rudra, and Christopher Ré. Flashattention: Fast and memory-efficient exact attention with io-awareness. *NIPS*, 35:16344–16359, 2022. 1, 2, 3, 4, 5
- [8] Xiaohan Ding, Xiangyu Zhang, Jungong Han, and Guiguang Ding. Scaling up your kernels to 31x31: Revisiting large kernel design in cnns. In *CVPR*, pages 11963–11975, 2022. 6
- [9] Chao Dong, Chen Change Loy, Kaiming He, and Xiaoou Tang. Image super-resolution using deep convolutional networks. *IEEE TPAMI*, 38(2):295–307, 2015. 2
- [10] Juechu Dong, Boyuan Feng, Driss Guessous, Yanbo Liang, and Horace He. Flex attention: A programming model for generating optimized attention kernels. *arXiv preprint arXiv:2412.05496*, 2024. 2, 3, 4, 5
- [11] Alexey Dosovitskiy, Lucas Beyer, Alexander Kolesnikov, Dirk Weissenborn, Xiaohua Zhai, Thomas Unterthiner, Mostafa Dehghani, Matthias Minderer, Georg Heigold, Sylvain Gelly, et al. An image is worth 16x16 words: Transformers for image recognition at scale. *ICLR*, 2020. 1, 2, 7
- [12] Zongcai Du, Jie Liu, Jie Tang, and Gangshan Wu. Anchor-based plain net for mobile image super-resolution. In *CVPRW*, pages 2494–2502, 2021. 1
- [13] Albert Gu and Tri Dao. Mamba: Linear-time sequence modeling with selective state spaces. *arXiv preprint*, 2023. 3
- [14] Albert Gu, Karan Goel, and Christopher Ré. Efficiently modeling long sequences with structured state spaces. *ICLR*, 2022. 3
- [15] Jinjin Gu and Chao Dong. Interpreting super-resolution networks with local attribution maps. In *Proceedings of the IEEE/CVF conference on computer vision and pattern recognition*, pages 9199–9208, 2021. 7
- [16] Hang Guo, Jinmin Li, Tao Dai, Zhihao Ouyang, Xudong Ren, and Shu-Tao Xia. Mambair: A simple baseline for image restoration with state-space model. In *ECCV*, 2024. 3, 5, 6
- [17] Hang Guo, Yong Guo, Yaohua Zha, Yulun Zhang, Wenbo Li, Tao Dai, Shu-Tao Xia, and Yawei Li. Mambairv2: Attentive state space restoration. *CVPR*, 2025. 2, 3, 5, 6
- [18] Qi Han, Zejia Fan, Qi Dai, Lei Sun, Ming-Ming Cheng, Jiaying Liu, and Jingdong Wang. On the connection between local attention and dynamic depth-wise convolution. *ICLR*, 2022. 2, 4
- [19] Andrew G Howard, Menglong Zhu, Bo Chen, Dmitry Kalenichenko, Weijun Wang, Tobias Weyand, Marco Andreetto, and Hartwig Adam. Mobilenets: Efficient convolutional neural networks for mobile vision applications. *arXiv preprint arXiv:1704.04861*, 2017. 4
- [20] Jia-Bin Huang, Abhishek Singh, and Narendra Ahuja. Single image super-resolution from transformed self-exemplars. In *CVPR*, pages 5197–5206, 2015. 5, 1
- [21] Jiwon Kim, Jung Kwon Lee, and Kyoung Mu Lee. Deeply-recursive convolutional network for image super-resolution. In *CVPR*, pages 1637–1645, 2016. 2
- [22] Jiwon Kim, Jung Kwon Lee, and Kyoung Mu Lee. Accurate image super-resolution using very deep convolutional networks. In *CVPR*, pages 1646–1654, 2016. 2
- [23] Diederik P Kingma and Jimmy Ba. Adam: a method for stochastic optimization. In *Int Conf Learn Represent*, ICLR. 1
- [24] Simon Kornblith, Mohammad Norouzi, Honglak Lee, and Geoffrey Hinton. Similarity of neural network representations revisited. In *ICML*, pages 3519–3529. PMLR, 2019. 3
- [25] Jaewon Lee and Kyong Hwan Jin. Local texture estimator for implicit representation function. In *CVPR*, pages 1929–1938, 2022. 8, 1, 2
- [26] Yawei Li, Kai Zhang, Jingyun Liang, Jiezhang Cao, Ce Liu, Rui Gong, Yulun Zhang, Hao Tang, Yun Liu, Denis Deman-dolx, et al. Lsdrr: A large scale dataset for image restoration. In *CVPR*, pages 1775–1787, 2023. 7, 1
- [27] Zhen Li, Jinglei Yang, Zheng Liu, Xiaomin Yang, Gwanggil Jeon, and Wei Wu. Feedback network for image super-resolution. In *CVPR*, pages 3867–3876, 2019. 2
- [28] Jingyun Liang, Jiezhang Cao, Guolei Sun, Kai Zhang, Luc Van Gool, and Radu Timofte. Swinir: Image restoration using swin transformer. In *ICCVW*, pages 1833–1844, 2021. 1, 2, 5, 6, 8
- [29] Bee Lim, Sanghyun Son, Heewon Kim, Seungjun Nah, and Kyoung Mu Lee. Enhanced deep residual networks for single image super-resolution. In *CVPRW*, pages 136–144, 2017. 2
- [30] Shiwei Liu, Tianlong Chen, Xiaohan Chen, Xuxi Chen, Qiao Xiao, Boqian Wu, Tommi Kärkkäinen, Mykola Pechenizkiy, Decebal Mocanu, and Zhangyang Wang. More convnets in the 2020s: Scaling up kernels beyond 51x51 using sparsity. *ICLR*, 2023. 4, 6
- [31] Yong Liu, Hang Dong, Boyang Liang, Songwei Liu, Qingji Dong, Kai Chen, Fangmin Chen, Lean Fu, and Fei Wang.

- Unfolding once is enough: A deployment-friendly transformer unit for super-resolution. In *ACMMM*, pages 7952–7960, 2023. 1
- [32] Ilya Loshchilov and Frank Hutter. Decoupled weight decay regularization. In *ICLR*, 2019. 1
- [33] David Martin, Charless Fowlkes, Doron Tal, and Jitendra Malik. A database of human segmented natural images and its application to evaluating segmentation algorithms and measuring ecological statistics. In *ICCV*, pages 416–423. IEEE, 2001. 5, 1
- [34] Yusuke Matsui, Kota Ito, Yuji Aramaki, Azuma Fujimoto, Toru Ogawa, Toshihiko Yamasaki, and Kiyoharu Aizawa. Sketch-based manga retrieval using manga109 dataset. *Multimedia tools and applications*, 76:21811–21838, 2017. 5
- [35] Go Ohtani, Ryu Tadokoro, Ryosuke Yamada, Yuki M Asano, Iro Laina, Christian Rupprecht, Nakamasa Inoue, Rio Yokota, Hirokatsu Kataoka, and Yoshimitsu Aoki. Rethinking image super-resolution from training data perspectives. In *ECCV*, pages 19–36. Springer, 2024. 7, 1
- [36] Karam Park and Nam Ik Cho. Efficient attention-sharing information distillation transformer for lightweight single image super-resolution. In *WACV*, 2025. 2
- [37] Karam Park, Jae Woong Soh, and Nam Ik Cho. Efficient attention-sharing information distillation transformer for lightweight single image super-resolution. In *AAAI*, 2025. 1, 2, 3, 4, 5, 6
- [38] Namuk Park and Songkuk Kim. How do vision transformers work? In *International Conference on Learning Representations*, 2022. 6
- [39] Colin Raffel, Noam Shazeer, Adam Roberts, Katherine Lee, Sharan Narang, Michael Matena, Yanqi Zhou, Wei Li, and Peter J Liu. Exploring the limits of transfer learning with a unified text-to-text transformer. *Journal of machine learning research*, 21(140):1–67, 2020. 5
- [40] Wenzhe Shi, Jose Caballero, Ferenc Huszár, Johannes Totz, Andrew P Aitken, Rob Bishop, Daniel Rueckert, and Zehan Wang. Real-time single image and video super-resolution using an efficient sub-pixel convolutional neural network. In *CVPR*, pages 1874–1883, 2016. 1
- [41] Long Sun, Jinshan Pan, and Jinhui Tang. Shufflemixer: An efficient convnet for image super-resolution. *NeurIPS*, 35: 17314–17326, 2022. 3, 4
- [42] Ying Tai, Jian Yang, and Xiaoming Liu. Image super-resolution via deep recursive residual network. In *CVPR*, pages 3147–3155, 2017. 2
- [43] Radu Timofte, Eirikur Agustsson, Luc Van Gool, Ming-Hsuan Yang, and Lei Zhang. Ntire 2017 challenge on single image super-resolution: Methods and results. In *CVPRW*, pages 114–125, 2017. 7, 1
- [44] Ashish Vaswani, Noam Shazeer, Niki Parmar, Jakob Uszkoreit, Llion Jones, Aidan N Gomez, Łukasz Kaiser, and Illia Polosukhin. Attention is all you need. *NeurIPS*, 30, 2017. 2
- [45] Hang Wang, Xuanhong Chen, Bingbing Ni, Yutian Liu, and Liu jinfan. Omni aggregation networks for lightweight image super-resolution. In *CVPR*, 2023. 1, 2, 5, 6, 7
- [46] Xintao Wang, Ke Yu, Chao Dong, and Chen Change Loy. Recovering realistic texture in image super-resolution by deep spatial feature transform. In *CVPR*, pages 606–615, 2018. 1
- [47] Xintao Wang, Liangbin Xie, Chao Dong, and Ying Shan. Real-esrgan: Training real-world blind super-resolution with pure synthetic data. In *Proceedings of the IEEE/CVF international conference on computer vision*, pages 1905–1914, 2021. 8, 1
- [48] Yunxuan Wei, Shuhang Gu, Yawei Li, Radu Timofte, Longcun Jin, and Hengjie Song. Unsupervised real-world image super resolution via domain-distance aware training. In *CVPR*, pages 13385–13394, 2021. 8
- [49] Chengxing Xie, Xiaoming Zhang, Linze Li, Haiteng Meng, Tianlin Zhang, Tianrui Li, and Xiaole Zhao. Large kernel distillation network for efficient single image super-resolution. In *CVPRW*, pages 1283–1292, 2023. 3, 4
- [50] Seokju Yun and Youngmin Ro. Shvit: Single-head vision transformer with memory efficient macro design. In *Proceedings of the IEEE/CVF Conference on Computer Vision and Pattern Recognition (CVPR)*, pages 5756–5767, 2024. 1
- [51] Syed Waqas Zamir, Aditya Arora, Salman Khan, Munawar Hayat, Fahad Shahbaz Khan, and Ming-Hsuan Yang. Restormer: Efficient transformer for high-resolution image restoration. In *CVPR*, pages 5728–5739, 2022. 2
- [52] Roman Zeyde, Michael Elad, and Matan Protter. On single image scale-up using sparse-representations. In *Curves and Surfaces: 7th International Conference, Avignon, France, June 24-30, 2010, Revised Selected Papers 7*, pages 711–730. Springer, 2012. 5, 1
- [53] Kai Zhang, Jingyun Liang, Luc Van Gool, and Radu Timofte. Designing a practical degradation model for deep blind image super-resolution. In *CVPR*, pages 4791–4800, 2021. 8
- [54] Leheng Zhang, Yawei Li, Xingyu Zhou, Xiaorui Zhao, and Shuhang Gu. Transcending the limit of local window: Advanced super-resolution transformer with adaptive token dictionary. In *CVPR*, pages 2856–2865, 2024. 2, 5, 6, 7, 8, 1
- [55] Xindong Zhang, Hui Zeng, Shi Guo, and Lei Zhang. Efficient long-range attention network for image super-resolution. In *ECCV*, pages 649–667. Springer, 2022. 1, 2, 3, 4, 5
- [56] Xiang Zhang, Yulun Zhang, and Fisher Yu. Hit-sr: Hierarchical transformer for efficient image super-resolution. In *ECCV*, 2024. 2, 5, 6, 7, 8, 1
- [57] Yulun Zhang, Kunpeng Li, Kai Li, Lichen Wang, Bineng Zhong, and Yun Fu. Image super-resolution using very deep residual channel attention networks. In *ECCV*, pages 286–301, 2018. 1, 2, 5, 6
- [58] Yulun Zhang, Yapeng Tian, Yu Kong, Bineng Zhong, and Yun Fu. Residual dense network for image super-resolution. In *CVPR*, pages 2472–2481, 2018. 2, 5, 6, 8
- [59] Hengyuan Zhao, Xiangtao Kong, Jingwen He, Yu Qiao, and Chao Dong. Efficient image super-resolution using pixel attention. In *ECCVW*, pages 56–72. Springer, 2020. 3
- [60] Kun Zhou, Xinyu Lin, LIU Zhonghang, Xiaoguang Han, and Jiangbo Lu. Ups: Unified projection sharing for lightweight single-image super-resolution and beyond. In *NeurIPS*, 2024. 3

- [61] Lin Zhou, Haoming Cai, Jinjin Gu, Zheyuan Li, Yingqi Liu, Xiangyu Chen, Yu Qiao, and Chao Dong. Efficient image super-resolution using vast-receptive-field attention. In *EC-CVW*, pages 256–272. Springer, 2022. [3](#)
- [62] Yupeng Zhou, Zhen Li, Chun-Le Guo, Song Bai, Ming-Ming Cheng, and Qibin Hou. Srformer: Permuted self-attention for single image super-resolution. In *ICCV*, pages 12780–12791, 2023. [2](#), [4](#), [5](#), [6](#), [7](#), [1](#)

Emulating Self-attention with Convolution for Efficient Image Super-Resolution

Supplementary Material

The supplementary includes implementation details of our proposed networks and additional results on the arbitrary-scale super-resolution (SR) tasks.

6. Implementation Details

This section describes the details of the implementation of our methods. We begin by outlining the basic model configuration for each task, which includes the hyper-parameters C , N , and M . Here, C represents the number of channels, N denotes the number of ESCBlocks, and M indicates the number of ConvAttns. Next, we discuss additional components, such as the compositions of U and S , among others. Finally, we present the training details, which cover the training datasets, the number of training iterations, the learning rate, optimizer configurations, the loss function used, and the training batch and patch size.

6.1. Classic SR

Three variants are introduced in the classic SR task: ESC-FP, ESC-light, and ESC. ESC-FP is a variant needed when it is necessary to reduce FLOPs and parameter size, while ESC-light and ESC are variants needed when it is necessary to reduce latency. The basic configurations for each variant are as follows: for ESC-FP, C , N , and M are 48, 5, and 5; for ESC-light, they are 64, 3, and 5; and for ESC, they are 64, 5, and 5. All variants use Sub-Pixel Convolution (SPConv) [40] as U . ESC-light and ESC utilize the repeat function [12] as S and add F^s before the pixel shuffle of SPConv, while ESC-FP employs bicubic interpolation as S and adds F^s to the output of SPConv. Furthermore, ESC-FP employs decomposed LK to further reduce FLOPs and parameter size and utilizes extra layer normalization in front of the ConvFFNs. For training, we use the DIV2K [1] dataset, and for the data scaling experiments, we employ the DIV2K+Flicker2K+LSDIR+DiverseSeg-IP (DFLIP) [26, 35, 43] dataset. Training our networks lasts for 500K iterations, and the optimizer used is AdamW [32] with β s of 0.9 and 0.999 and a learning rate of $5e-4$. We use L1 loss and 64 patches of size 64×64 as input to train. The networks of scale $\times 3$ and $\times 4$ are fine-tuned from the results of the $\times 2$ scale. To train other methods [54, 56, 62] for data scaling experiments, we follow the training details described in their paper.

6.2. Arbitrary-scale SR

For the Arbitrary-scale SR task, we use the same basic configuration as the ESC. The difference between the ESC in Classic SR and the ESC in arbitrary-scale SR is that

LTE [25] is used as U , and accordingly, S is also changed to bilinear interpolation. Training details, including other models [54, 56], are the same as LTE across all instances, using the DIV2K dataset, running for 1000 epochs, utilizing the Adam [23] with β s values of 0.9 and 0.999, and leveraging L1 loss. However, since HiT-SRF and our ESC are optimized for training with the input patches of 64×64 , we train all transformers leveraging 32 input patches of size 64×64 . Still, the number of sampling coordinates for training remains the same as RDN+LTE, which is 2304 (48^2).

6.3. Real-world SR

For the real-world SR task, we introduce ESC-Real with a basic configuration of 64, 10, and 5, which denote C , N , and M , respectively. ESC-Real employs the same up-sampler as RealESRGAN [47] and SwinIR-Real [28], utilizing it as U , and incorporates three layers of convolutions (c128k1g1-c128k7g128-c64k1g1) as S . Here, c, k and g denote channel, kernel, and group size for convolution, respectively. In this approach, F^s is added into F . We use the RealESRGAN degradation model and DF2KOST [46] dataset to generate low-quality images. ESC-real is first trained for 400K iterations using L1 loss, then trained for 400K iterations with L1 loss, adversarial loss, and perceptual loss, using weight factors of 1, 0.1, and 1, respectively. The network architectures used for calculating adversarial loss and perceptual loss are the same as those used in RealESRGAN. In both phases, 48 patches of size 64×64 are used as input for training.

7. Additional Results on Arbitrary-scale SR

This section exhibits additional results on the arbitrary-scale SR task. Additional quantitative results are measures on the four commonly used evaluation datasets, including Set5 [2], Set14 [52], B100 [33], and Urban100 [20]. Following previous research [25], we measure Peak Signal-to-Noise Ratio (PSNR) on the Y channel after cropping images' boundary equivalent to the upscaling factor and converting them to YCbCr color space. Our ESC+LTE outperforms other methods on Urban100 at both seen and unseen scales, as shown in Table 6.

Table 6. Quantitative comparison on arbitrary-scale SR task employing LTE [25] as upsampler. The best result on PSNR is bolded.

Methods	Set5					Set14					B100					Urban100				
	Seen			Unseen		Seen			Unseen		Seen			Unseen		Seen			Unseen	
	$\times 2$	$\times 3$	$\times 4$	$\times 6$	$\times 8$	$\times 2$	$\times 3$	$\times 4$	$\times 6$	$\times 8$	$\times 2$	$\times 3$	$\times 4$	$\times 6$	$\times 8$	$\times 2$	$\times 3$	$\times 4$	$\times 6$	$\times 8$
RDN+LTE [58]	38.23	34.72	32.61	29.32	27.26	34.09	30.58	28.88	26.71	25.16	32.36	29.30	27.77	26.01	24.95	33.04	28.97	26.81	24.28	22.88
ATD-It+LTE [§] [54]	38.28	34.73	32.57	29.21	27.22	34.14	30.64	28.91	26.67	25.21	32.35	29.30	27.77	26.01	24.95	33.12	29.06	26.95	24.41	23.00
HiT-SRF+LTE [§] [56]	38.27	34.74	32.59	29.25	27.21	34.03	30.64	28.91	26.68	25.21	32.37	29.30	27.76	26.00	24.94	33.18	29.05	26.89	24.34	22.94
ESC+LTE (Ours)	38.29	34.79	32.72	29.18	27.24	34.05	30.69	28.94	26.70	25.24	32.38	29.32	27.77	26.00	24.96	33.30	29.21	27.04	24.44	23.03