

Extending Lifetime of Embedded Systems by WebAssembly-based Functional Extensions Including Drivers

MAXIMILIAN SEIDLER*, Friedrich-Alexander-Universität Erlangen-Nürnberg, Germany

ALEXANDER KRAUSE, Technische Universität Dortmund, Germany

PETER ULBRICH, Technische Universität Dortmund, Germany

Containerization has become a ubiquitous tool in software development. Due to its numerous benefits, including platform interoperability and secure execution of untrusted third-party code, this technology is a boon to industrial automation, promising to provide aid for their inherent challenges – except one, which is interaction with physical devices. Unfortunately, this presents a substantial barrier to widespread adoption.

In response to this challenge, we present WASM-IO, a framework designed to facilitate peripheral I/O operations within WebAssembly (Wasm) containers. We elucidate fundamental methodologies and various implementations that enable the development of arbitrary device drivers in Wasm. Thereby, we address the needs of the industrial automation sector, where a prolonged device lifetime combined with changing regulatory requirements and market pressure fundamentally contrasts vendors' responsibility concerns regarding post-deployment system modifications to incorporate new, isolated drivers.

In this paper, we detail synchronous I/O and methods for embedding platform-independent peripheral configurations within Wasm binaries. We introduce an extended priority model that enables interrupt handling in Wasm while maintaining temporal isolation. Our evaluation shows that our proposed Wasm isolation can significantly reduce latency and overhead. The results of our driver case study corroborate this. We conclude by discussing overarching system designs that leverage WASM-IO, including scheduling methodologies.

CCS Concepts: • **Computer systems organization** → **Embedded systems**; *Real-time system architecture*; • **Software and its engineering** → Software post-development issues; Runtime environments.

Additional Key Words and Phrases: Containerization, WebAssembly (Wasm), Peripherals, Interrupt Handling, Interrupt Synchronization, Software Extensions

1 INTRODUCTION

Containerization has become increasingly valuable, as it provides a range of advantages that extend from simplified and cost-sensitive deployment and scalability to enhanced security. Developers can construct, test, and deploy applications from various sources capable of operating reliably across different devices by encapsulating applications within containers, provided a suitable runtime framework is available.

These advantages are particularly compelling in the context of industrial IoT (IIoT) and industrial automation, where original equipment manufacturers (OEMs) are driven to deliver robust, scalable, and secure execution platforms, commonly referred to as programmable logic controllers (PLCs). These platforms provide a basic framework for operators to develop their applications. The operational area of PLCs is diverse, encompassing any process involving control ranging from plant managing via autonomous guided vehicle steering to facility management. As a result, they span minimal to substantial computational capacities and rely on sensors, actuators, and communication. However, this work aims towards application in the process industry.

PLCs play a critical role in the process industry, e. g., in regulating the speed of conveyor belts, actuating diverters or valves, and controlling mixers. Sensors provide inputs, i. e., fill levels, temperatures, or pressure of fluids of vessels. Production processes are performed on batches or

*Also affiliated with Siemens AG.

continuous material characterized by generally slow operational speeds (hundreds of milliseconds to minutes). However, risks are significant in emergencies.

The production of margarine serves as an illustrative example. Oil is extracted from oilseeds, followed by purification, deacidification, and blending with various ingredients. The oil is thickened through hydrogenation, pasteurized, and finally packaged for distribution. The entire production process operates on a continuous material basis and typically features slow operational speeds, ranging from hundreds of milliseconds to several minutes. Nonetheless, the system must be capable of addressing emergency situations in a timely manner.

Accidentally mixing acid and alkaline additives can engage in exothermic reactions and precipitation, contaminating the pipes and batches produced. Moreover, leaks can result in the escape of high-pressure and hot fluids or gases, including hydrogen, which is utilized in the thickening phase. Pyrophoric catalysts and the risk of spontaneous ignition for certain oils impede rapid emergency shutdowns and sealing measures. Additionally, in other production environments, byproducts may even be toxic, while solidification or crystallization processes can risk demolishing the entire plant.

This example illustrates the rationale for operators designing these systems to remain largely unchanged for extended periods – often for years or even decades. Although production parameters may undergo minor adjustments, the fundamental nature of the process remains stable, in contrast to manufacturing assembly lines. Additionally, maintaining the functional safety of emergency routines within the plant is essential.

However, competitive pressures encourage modifying these systems. Implementing precise regulation of temperature gradients during mixing can enhance emulsion stability. Moreover, extensive data collection throughout the storage and preprocessing phases facilitates fine-tuning parameters, ultimately improving product quality and reducing the need for quality control measures or refinements, lowering overall production costs. Predictive maintenance of moving components similarly contributes to operational efficiency in manufacturing processes. Moreover, evolving regulatory landscapes may impose new requirements on these systems. For instance, changing health regulations mandate extended protocolling of production conditions, while occupational safety regulations may demand surveillance or enhanced plant monitoring.

Although these factors significantly encourage the adoption of new software and sensors, i. e., peripherals, they simultaneously introduce organizational and practical complexities, particularly regarding reliability and available information. Undertaking firmware modifications or reflashing new firmware undermines guarantees provided by the initial software certification process. Coupled with considerable deployment efforts and the inherent risk of disrupting ongoing production – which may lead to significant financial loss – OEMs often prohibit operators from system modifications within the bounds of their liability. Furthermore, the absence of comprehensive documentation, such as detailed hardware configurations or clearly defined scheduling algorithms, worsens these challenges.

This is where the flexibility and modularity of containerization become invaluable. New software functionalities and hardware drivers, which must be considered harmful from the OEM's perspective, may be retrofitted, leveraging isolated containers. Containers enable operators to integrate software without modifying existing, proven and certified components – contingent upon the firmware being designed to provide suitable mechanisms from the outset. However, in contrast to general-purpose computing environments, the rigorous real-time requirements for emergency cases imposed by the process industry must remain uncompromised.

WebAssembly (Wasm) has recently emerged as a potential alternative or complementary technology for containerized applications, including those in safety-critical embedded systems. The compact, binary-compiled format and efficient execution model of Wasm enable its operation on

resource-constrained devices, such as PLCs, while maintaining the isolation benefits inherent to container technology. Its capacity to execute in a secure sandboxed environment renders it particularly well-suited to industrial automation, where security and stability are paramount. Interaction with the host system is restricted, ensuring program faults do not propagate and preventing exceptional outages. Redeploying is simplified to loading new binaries without the necessity of reflashing or recompiling the firmware or restarting the PLC. Wasm’s platform-agnostic design enables it to run across diverse hardware and software environments, facilitating its portability – an indispensable attribute for OEMs overseeing expansive, heterogeneous deployments and long life cycles. As WebAssembly utilization proliferates, it is becoming a promising technology that addresses some of the constraints of conventional containers in industrial contexts, enabling OEMs to develop scalable, efficient, and secure software solutions for automation applications [17, 18, 21, 23, 26, 26, 30, 33, 39]. We elaborate on the specific properties of Wasm in Section 2.

1.1 Problem Statement

While Wasm offers the abovementioned advantages, its adoption in safety-critical and real-time environments is still early. In particular, it is limited in IIoT settings by the absence of direct support for low-level peripheral device interactions and interfaces due to the security and storage model of Wasm. Wasm’s isolation mechanisms impede I/O, as drivers necessitate access to device registers for memory mapped I/O (MMIO) operations that are inherently memory-unsafe. Even in type-safe programming environments, register addresses are ultimately derived from interpreting numeric register addresses as referenceable types. Moreover, device-specific peripheral registers fundamentally conflict with the portability principles of Wasm. However, enabling drivers in Wasm is crucial for updating and managing long-lifecycle field devices, particularly when new hardware extensions are involved.

In designing future-proof Wasm-based automation systems that facilitate the post hoc integration of drivers, it is essential to prioritize real-time consistency. This necessitates an upfront consideration of the temporal impacts associated with drivers introduced post-deployment. However, drivers frequently employ interrupts to manage asynchronous events, significantly impacting the overall considerations of the system’s determinism. At present, Wasm lacks general support for interrupt handling. Further, no runtime environment provides an execution model that ensures deterministic system behavior. These observations underscore the necessity for mechanisms that facilitate Wasm in real-time IIoT and automation applications, which demand low interrupt latencies and predictable overheads.

Consequently, this paper investigates utilizing Wasm in real-time industrial systems in a secure, efficient, and temporally well-behaved manner. It assesses solutions for I/O operations and interrupt handling within Wasm, along with strategies for deterministic control of interrupt latencies. The primary objective is to provide a framework for integrating modifications, including drivers for peripherals added post-deployment. To address these complexities, we have identified several key challenges.

Challenge 1 – Platform-agnostic Device Addressing. Granting Wasm executables access to generic I/O requires expressing peripheral requirements in a platform-agnostic manner. This principle extends to the use of platform-specific I/O registers utilized for control operations.

Our Approach: We propose to embed I/O requirements directly into the Wasm binary as immutable name-based references to registers. At load time, our novel mechanism enables the matching of these requirements with the host’s actual I/O capabilities.

Challenge 2 – Utilization of I/O. Wasm lacks native instructions for peripheral interaction and prevents manipulation of register addresses due to its isolation model. Consequently, alternative

mechanisms for peripheral interaction must be provided while ensuring that the host system retains complete control over secure access to these resources at all times.

Our Approach: We present two methods for interaction. First, we offer an API, and second, the Wasm runtime has been modified to enable utilization of I/O registers within the container’s address space and intercept on access. Both methods check and redirect accesses to actual hardware registers based on permissions.

Challenge 3 – Controlling System Determinism. Handling interrupts in real-time systems necessitates careful management of priority levels to maintain predictability. Latency-sensitive tasks, particularly those related to hardware, require elevated priority, especially in the context of drivers. However, the unpredictable timing behavior of Wasm drivers introduces two problematic scenarios: limiting interrupt handling to the application level compromises timeliness while permitting interference with other operating system (OS)-level drivers undermines deterministic behavior.

Our Approach: We introduce an extended priority model incorporating a conventional prologue and epilogue found in contemporary Oses and a specialized Wasm-specific epilogue level. This structure enables the sequentialization of Wasm handlers while preserving deterministic latencies for firmware interrupts and temporal isolation.

Challenge 4 – Costs and Predictability. To assess the practicality of our solution, it is essential to quantify the overheads associated with synchronous I/O and understand the temporal impact of interrupts on the system. Our primary challenge is to determine overhead, worst-case execution costs, and establish upper bounds for execution paths.

Our Approach: We developed multiple I/O access variants, executed at the kernel level and in user space and conducted measurement-based timing analysis to characterize them. We also identified worst-case paths, which, in conjunction with a hardware cost model, allow estimating worst-case execution times (WCETs) in varying scenarios.

1.2 Contributions and Outline

With WASM-IO, we introduce a new approach for retrofitting drivers and interrupt handlers into the Wasm ecosystem. Our work makes four significant contributions:

- (1) *Device Configuration and I/O Support:* WASM-IO offers (a) a platform-agnostic device configuration concept (b) secure memory access with multiple variants to support trusted I/O in Wasm.
- (2) *Interrupt and Execution Model:* WASM-IO extends traditional priority and execution models to enable systematic and predictable interrupt handling within Wasm containers.
- (3) *Cost and Latency Analysis:* We provide a thorough, measurement-based analysis of overheads, worst-observed execution times (WOETs), latencies, and worst-case paths for each implementation variant, establishing a reliable foundation for utilizing Wasm in IIoT and real-time applications.
- (4) *Prototype in Zephyr RTOS:* WASM-IO’s prototype in Zephyr RTOS includes optimized, analyzable mechanisms for memory access and interrupt handling, minimizing runtime checks and overhead.

The remainder is organized as follows: We present relevant background in Section 2. The concepts are detailed in Section 3, and their implementation is presented in Section 4. Section 5 provides our comprehensive evaluation on WASM-IO’s implementation variants. We discuss WASM-IO’s envisioned usage and its limitations in Section 6. Related work is addressed in Section 7. Section 8 concludes our work.

2 BACKGROUND

This section provides background information on OS specifics, devicetrees, and Wasm and its isolation concepts.

2.1 Traditional System Model

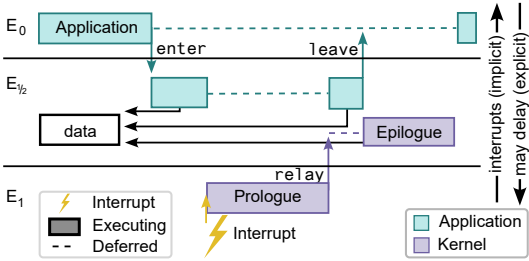


Fig. 1. An example pro-epilogue interrupt synchronization according to the priority level model.

In contrast, any interrupt service routine runs on E_1 , and thus can interrupt levels E_0 and $E_{1/2}$. To mitigate the impact of system unresponsiveness due to interrupts being disabled during ISR execution, a two-stage approach is employed. A prologue on E_1 is dedicated to time-critical operations such as reading data from devices. It may issue an epilogue on $E_{1/2}$, which handles data processing. The relocation of the epilogue to $E_{1/2}$ permits the re-enabling of interrupts. Epilogues are sequentialized, and pending epilogues are placed in a queue by the OS, ensuring completion before returning control to the application level (E_0) as shown in Figure 1. The Linux implementation refers to the prologue as the *top half* and the epilogue as the *bottom half* [22].

Data to be shared between handlers and application tasks logically resides at epilogue level $E_{1/2}$. Due to sequentialization rules, no additional synchronization is needed when executed on a common core [28].

2.2 Devicetrees

The *devicetree* specification [1] addresses the need for a common understanding of hardware interfaces in computer systems, particularly embedded devices. It defines a hierarchical tree structure where each node represents a device or component and contains properties describing its characteristics, including register addresses and configuration. Devicetrees can also represent interrupt sources, controllers, and numbers as node properties. Nodes can be identified by their *labels* or hierarchical paths. While not explicitly stated, the hierarchical structure naturally aligns with hardware levels: CPU, system on a chip, and peripherals. The first two are considered immutable due to requiring board modifications, while the peripheral level allows for flexible replacement of sensors, actuators, and other external devices. In Zephyr, which is the basis for our prototype, the devicetree serves exclusively for software design and compilation during the prototyping phase. Notably, there is no corresponding runtime equivalent on the hardware board [?].

2.3 WebAssembly Fundamentals

WebAssembly (Wasm) [2, 11] was introduced in 2017 by major browser vendors as a performance-focused alternative to JavaScript. Designed as a low-level, formally defined binary instruction format, Wasm emphasizes fast, portable execution with critical features like memory isolation and hardware independence. LLVM-based toolchains facilitate the generation of binaries from multiple

OS-level interrupt handling and synchronization follow a strict priority model [28] with three priority levels: E_i $i \in \{0, 1/2, 1\}$. A level E_i obeys the following rules:

- (1) It can be interrupted at any time from E_j for $j > i$.
- (2) It is not interrupted by control flow on E_k for $k \leq i$.
- (3) Control flows on E_i run sequentially (*run to completion*).

As illustrated in Figure 1, the level E_0 is utilized for the application code.

programming languages, including C/C++, Rust, and others. This flexibility has led to Wasm’s adoption in fields beyond web development, including embedded and edge computing.

WebAssembly bytecode can be compiled ahead-of-time (AoT) or just-in-time (JIT) to native instructions or directly executed via interpretation. In all cases, a dedicated runtime is utilized. Since CPU instruction set is abstracted by the runtime, Wasm bytecode is inherently portable across diverse hardware platforms. However, this indirection introduces execution time overhead, which varies based on runtime optimization (such as JIT or AoT compilation) and the specific implementation on embedded devices. In the literature [21, 24, 26, 33, 34, 39, 41], the overhead factors for microcontrollers range from 1.14 to 36.15 in comparison to native performance. The lower end of this range is achieved only through AoT compiling, while interpreters typically exhibit an overhead factor greater than ten. More powerful edge devices demonstrate similar overheads.

As a stack-based virtual machine, Wasm instructions manipulate an operand stack, allowing values to be popped, manipulated, and pushed. Per the Wasm 1.0 specification [2] and its WebAssembly Micro Runtime (WAMR) implementation [3, 4], a Wasm executable consists of a *module* defining static components, such as bytecode, function definitions, tables, and global values. When instantiated, a *module instance* and an *execution environment* are created with initialized symbols and memory (*the linear memory*). Execution environments then maintain a call stack, operand stack, and references to both the module instance and the current function.

Wasm provides mechanisms to interact with the host system by *importing* functions. Imported functions are used like internal functions but transfer control from Wasm bytecode to native code. Ensuring memory isolation remains the responsibility of the host system. The WebAssembly System Interface (WASI) [10] has emerged as a standard for defining system interfaces, offering file system access, and other low-level interactions for non-web environments. WASI and other evolving interface specifications aim to improve Wasm’s portability and usability for embedded applications.

2.4 Isolation in WebAssembly

WebAssembly provides robust spatial isolation through a combination of its memory model and type system. Wasm bytecode can only access its own dedicated linear memory, i. e., its heap, through 32 bit¹ integer indices. The type system prevents out-of-bounds accesses at the lower limit, while runtimes ensure the upper memory limit. Accessing the host system’s memory is not feasible. Pointers are represented as 32 bit offsets into global tables, such as the function table. This eliminates dereferenceable types and, thus, the risk of malicious memory access.

Type consistency is enforced through static checks. Control flow is protected by keeping the call stack separate from the operand stack, with control instructions constrained to prevent stack-based attacks [11].

Wasm’s formal specification supports the mechanization and, thereby, the verification of bytecode and type system correctness [35, 36] and facilitates the development of verified runtime interpreters [37]. However, verification remains an open question for AoT and JIT compiling [41]. Though current (industrial) implementations prioritize performance over formal correctness, we expect future runtimes to close this gap. This paper assumes, where relevant, a correct runtime.

3 WASM-IO: DESIGN & CONCEPT

From the outset, it is evident that the scenario presented possesses several unique requirements. The objective is to facilitate post-deployment modifications to PLCs to incorporate new, isolated drivers.

¹64 bit memory indices are subject of an official Wasm standard modification proposal [?] in phase four, approaching formal standardization.

From a liability standpoint, OEMs must prohibit operators from modifying the firmware or any trusted component and ensure that operators cannot execute any untrusted code without proper memory isolation. Moreover, faults must not propagate and entail exceptional stops. Given that operational periods may extend over decades, reducing the maintenance associated with compiler toolchains is beneficial, and it may be achieved by utilizing one single standardized bytecode capable of running on all PLCs platform independently. Furthermore, potentially incomplete documentation related to system setup, i. e., scheduling configurations, encourages timely isolation. The following section provides an in-depth analysis of the concepts and design principles underlying WASM-IO, the framework developed to meet the outlined requirements.

3.1 Architecture

In our work we assume an embedded device, i. e., PLC, being assembled by an OEM. For the device to function, the OEM provides a firmware, as depicted in Figure 2. This encompasses an OS providing threading capabilities, a scheduler, device drivers, and other essential functionalities. Firmware applications represent the initial business logic that the PLC is shipped with. Each software component is delivered with timing bounds and is subject to static verification and certification.

To extend the PLC’s capabilities, operators may load services that are not part of the firmware. Therefore, it is necessary to consider the service’s code as untrusted. We introduce WASM-IO as an intermediate layer on kernel level for execution of untrusted services. We utilize Wasm as the binary format, leveraging Wasm’s inherent sandboxing properties. OEMs provide the Wasm runtime integrated into WASM-IO. As the runtime is part of the trusted computing base, we assume formal correctness (see Section 2.4). Therefore, it is allowed to execute services in kernel space without the risk of system interference.

As the aforementioned services are provided as Wasm binaries, they are referred to as *Wasm services* in the following. Each Wasm service encompasses business logic, driver logic, or both. It is single-threaded and isolated from other Wasm services and the OS. An OS thread thread executes the Wasm runtime, which in turn executes the Wasm binary. While the runtime provides temporary, isolated RAM parts for the Wasm service to operate, WASM-IO exclusively assigns MMIO regions to each service, if required. It is important to note that assigning devices and Wasm services exclusively is not a restriction. Wasm services are designed to support peripherals that were not present at firmware design. Consequently, no conflicts with the firmware can occur.

When compiling a source program to Wasm, the control flow is preserved. Notably, structures, e. g., driver registers, are maintained if the address value is unknown to the compiler, preventing constant propagation. We achieve this through our method of expressing peripheral requirements. Additionally, there are some subtle differences in semantics. In particular, Wasm lacks a mechanism to represent volatile variables and does not provide memory consistency principles, concepts that are commonly present in C/C++-based drivers. However, compiler optimization is performed on an intermediate representation, typically LLVMIR, *before* converting to Wasm, where these concepts are still present. Since interpreters directly utilize this generated Wasm, memory access order is

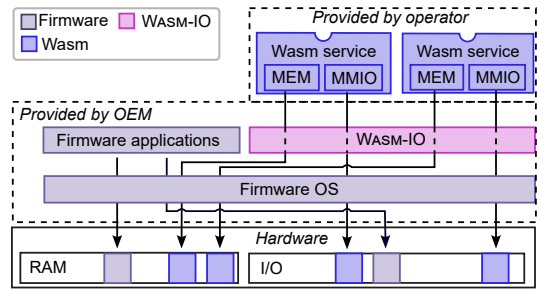


Fig. 2. WASM-IO’s core architecture with Wasm services for third-party untrusted code that is loadable after device shipping.

preserved. For subsequent compilation processes, such as JIT and AoT compilation, the volatile behavior can be emulated through the use of atomics [12], which have yet to be standardized ².

The relevant parts of the layout of WASM-IO are depicted in Figure 3. The *runtime setup* is utilized by WASM-IO to manage the initialization process of the Wasm runtime. Each service consists of the *Wasm module*, i. e., the binary, the *Wasm module instance*, i. e., global storage the *Wasm execution environment*, i. e., the state of the stack machine, and some house-keeping data. The *memory access configuration* includes mapping registers to a Wasm service to assign MMIO regions. The following section elucidates details on this access configuration and generic I/O. The *interrupt config* enables asynchronous interaction, i. e., interrupt handling, which is covered subsequently. The operator’s untrusted code, provided as Wasm binaries, is restricted to accessing only those memory regions within the execution environment as described in Section 2.4. In particular, the Wasm services are unable to modify the peripheral configurations.

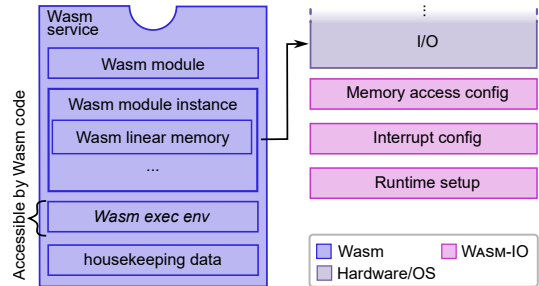


Fig. 3. WASM-IO’s core architecture from the memory perspective.

3.2 Peripheral Identification and Access

The ability to access *arbitrary* devices from *arbitrary* Wasm services is contingent upon the resolution of several subproblems: (a) ensuring the availability of peripherals required by the Wasm service on the device, (b) embedding them in a hardware-agnostic manner, and finally (c) enabling usage within the Wasm service in the driver’s assumed layout.

a) Ensuring Availability. WASM-IO enforces explicit permission from the OEM at design time to use a peripheral post hoc within a Wasm service, which enforces the separation of firmware drivers and Wasm service drivers. Thereby, responsibility is assigned to the OEM to ensure future compatibility and freedom of interference. Furthermore, it assures the exclusive assigning of peripherals at all times, as assumed in Section 3.1. Accordingly, peripheral registers (or devices) are attached with a label and, together with the physical address (or OS driver instance), are written in the memory access configuration (see Figure 3). We denote these as *exposed registers* (or *devices*). Our implementation (Section 4) shows how this naturally aligns with the concept of devicetrees if our novel devicetree binding is introduced. Upon loading a Wasm service, WASM-IO will verify that all registers (or devices) requested by the service are exposed. If any of the requested dependencies is unavailable, the Wasm service will be rejected, thus preventing any potential runtime errors.

b), c) Expressing Peripheral Requirements and Usage. A driver for a novel peripheral device is typically programmed against a hardware abstraction layer (HAL). In order to facilitate board-independent development of driver logic, the HAL provides placeholders for each register address. The placeholders are resolved at compile time employing a board-specific configuration. Consequently, the resulting binary only contains physical addresses. WASM-IO builds upon this established approach. Rather than resolving placeholders to the physical addresses, WASM-IO introduces dummy registers for each placeholder linked to a unique register label. These dummy registers remain within the retained Wasm binary when compiling a Wasm service. Upon loading the Wasm service,

²Atomics is a proposed change to the Wasm specification, arising from the threads proposal [38] in phase four.

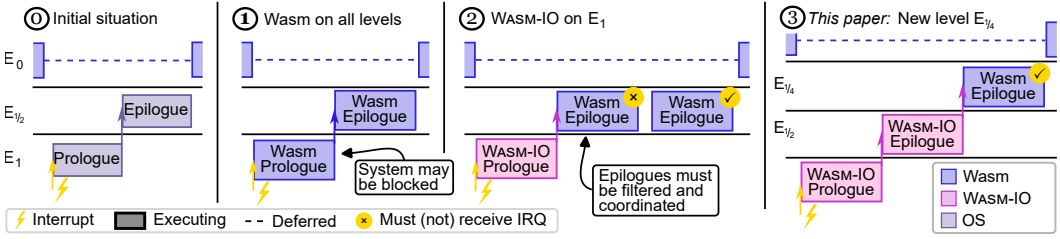


Fig. 4. The deduction of the new extended prologue-epilogue model, with step ① blocking system responses and step ② lacking a trusted entity to ensure proper filtering of the Wasm epilogues. Step ③ presents the final solution.

the each dummy register is resolved to a physical address using the memory access configuration. WASM-IO offers a build tool that streamlines this process.

3.3 Interrupt Handling

Communication from a specific device to its corresponding driver occurs asynchronously via interrupts. As previously outlined in Section 2.1, interrupt handling in contemporary OSes is divided into two phases: the prologue facilitates communication to the device, i.e. data reception, and the epilogue performs actual data processing.

This initial situation is illustrated in Figure 4 as step ①. The Wasm service operates on level E_0 , allowing it to be deferred, while any prologue or epilogue is executed on level E_1 or $E_{1/2}$, respectively.

Step ① illustrates the prologue-epilogue model being applied naively to the system. As a Wasm service executes arbitrary code, it is evident that allowing it to run its own prologue and epilogue introduces significant isolation vulnerabilities. Untrusted code is executed in the prologue with the highest priority, and interrupts being disabled. Consequently, any program failure inevitably results in a non-recoverable device failure, e.g., a division by zero occurring with disabled interrupts necessitates external hardware for reset. Moreover, system determinism is invalidated due to the uncertain execution time and termination. As interrupts are disabled, they can only be enforced for inherently slow interpreters. Therefore, WASM-IO offers a general-purpose *WASM-IO prologue* that retrieves data from the device on behalf of the Wasm service. To facilitate platform-independent interrupts, the same concepts apply as for the exposed registers. OEMs define the method for clearing interrupt flags during the design phase. Wasm services can register to receive interrupt requests (IRQs) by specifying an interrupt label along with a priority level. This priority facilitates the coordination of multiple Wasm epilogues that may arise from interrupt sharing.

As shown in step ②, this eliminates the vulnerability inherent in the prologue. However, multiple peripherals may share a single interrupt line, leading to the execution of all Wasm epilogues associated with that line, regardless of their permissions to the respective peripherals. Additionally, their proclaimed priority is employed to enforce consistent sequentialization in scenarios with multiple Wasm epilogues. Furthermore, the execution of firmware epilogues must take precedence over Wasm epilogues. Thus, incorporating an additional trusted entity is essential to ensure effective filtering and proper ordering.

To address this issue, we introduce a common *WASM-IO epilogue* and shift the Wasm epilogues to a novel priority level $E_{1/4}$, situated between the *WASM-IO epilogue* and the Wasm service. This change results in WASM-IO’s prologue-epilogue model depicted in step ③. The *WASM-IO epilogues* may supersede the Wasm epilogues, allowing for control over the Wasm epilogues. Firmware epilogues continue to reside on $E_{1/2}$.

To provide data reception on the prologue level, we facilitate the Wasm service to register data to be received alongside the corresponding interrupt. If accessible to the Wasm service, this data is buffered. Prior to scheduling a specific service’s epilogue, the WASM-IO epilogue copies data to the Wasm linear memory with the dummy registers modified accordingly. As the Wasm service then operates on this *copy*, the necessity for the Wasm epilogue to enter any level below $E_{1/4}$ to retrieve the data is eliminated. The primary objective of this method is to significantly reduce interrupt latencies for the Wasm services, particularly with user space enabled. Programmatic data reception must be performed in the Wasm epilogue.

Additionally, with our revised data model, this approach facilitates timely and deterministic interrupt synchronization. A further advantage of restricting a Wasm service to level E_0 and $E_{1/4}$ is the avoidance of explicit interrupt synchronization, as described in Section 2.1. WASM-IO assumes responsibility for data reading (WASM-IO prologue), movement across the different priority levels, and availability in the Wasm epilogue.

4 IMPLEMENTATION

We built our prototype of WASM-IO based on Zephyr RTOS and the classic WAMR interpreter as interpreters can generally be verified, and no such compilers are on the horizon. Consequently, despite its adverse impact on performance, we have pursued the interpreter-based approach. Additionally, due to limitations in RAM, we adjusted the page size of Wasm.

4.1 Peripheral identification

We utilize devicetrees as a well-known and suitable data structure to create the memory access configuration. We introduce a new devicetree binding for this purpose. During firmware design, OEMs must identify all nodes, such as unused buses or GPIOs, where peripherals may be connected after deployment. These nodes are referenced explicitly in a node of the new binding type. Our build tool then generates unique, immutable names derived from the nodes’ immutable path or label, taking advantage of the hierarchical structure. Along with selected properties, i. e., interrupt numbers and register addresses, these names comprise the build-time part of the memory access configuration. We recommend using node labels, such as “spi1”, instead of full paths to improve cross-platform compatibility.

When adding new peripherals and drivers post-deployment, they can identify the labels of the registers or interrupts they depend on by following a similar procedure. These new components can virtually be appended to the immutable parent elements in the devicetree. Our build tool then consistently generates dependencies with the same labels. These labels are then embedded into the custom section of the Wasm binary. At load time, the dependencies in the Wasm binary can be matched with the build-time components of the memory access configuration to provide the physical addresses or interrupt numbers.

Note that devicetrees are a convenient data structure for consistently generating register or device labels. However, our approach is not strictly reliant on it. Consequently, we argue that porting our approach to different RTOSes requires minimal effort.

4.2 Synchronous Peripheral Interaction

In the absence of support for peripheral interaction in Wasm, WASM-IO provides one reference and four novel methods for synchronous peripheral access: OS-API, R-API, MMIO, and R-API and MMIO with direct memory access (DMA) acceleration. These will be detailed in the following.

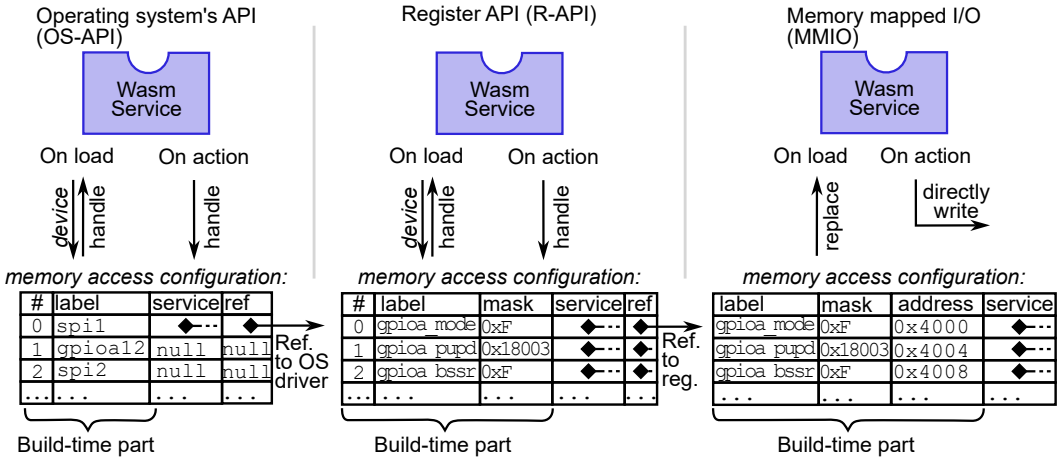


Fig. 5. Schematic of different peripheral access types forming the implementation variants in WASM-IO.

Operating system's API (OS-API). The OS-API is based on existing literature [15, 19, 30] and serves as a reference baseline for enabling a Wasm service to access an OS peripheral driver API. To use this API, a Wasm service must be programmed against the existing OS driver API.

Device dependencies embedded in the Wasm binary refer to the devicetree node rather than its registers, ensuring the existence of the device (see Section 3.2). At load time, the Wasm service requests a device handle corresponding to the desired driver instance instead of resolving dummy registers. This method is illustrated on the left of Figure 5. If the request is approved, the handle is stored in the memory access configuration (refer to Figure 3).

During runtime, the Wasm service calls the OS-internal API for each I/O action, i. e., `spi_write(...)`. WASM-IO checks whether the service has the necessary privileges to the handle by reviewing the memory access configuration. If access is granted, the request is forwarded to the corresponding driver.

Since this approach relies entirely on the OS-specific driver and its configuration, the OS-API does not permit arbitrary peripheral access, which is the primary objective of this work. Therefore, it is intended solely as a reference.

Register API (R-API). To facilitate access to *arbitrary* peripherals, we introduce the novel R-API. This approach refines the presented concept of an API, allowing for direct manipulation of device registers. Unlike the OS-API, where each device handle corresponds to an OS driver, in R-API, each handle directly corresponds to a specific register. As a result, a service can interact with any device as long as the corresponding register addresses are known and exposed.

The addresses in question are determined using dummy register labels, as Section 4.1 explains. Consequently, interacting with a register involves calling a function instead of dereferencing a pointer, like in C-like languages. However, this design enables WASM-IO to verify every register access by consolidating the memory access configuration. In addition, this allows programming languages without a reference concept to be utilized. The process is illustrated in the center of Figure 5.

For precise control, WASM-IO applies masks to the values prior to access, e. g., when manipulating GPIO registers, as they provide access to multiple I/O pins. These masks are obtained from the initial devicetree during the firmware build process and stored alongside the register addresses in the memory access configuration. Registers are sorted by their usage frequency. In one of our

specific evaluation case where WASM-IO operates within user space (untrusted scenario), the API call is equivalent to a system call.

Memory mapped I/O (MMIO). As demonstrated in our evaluation (see Section 5.1 and Section 5.3), both the OS-API and the R-API exhibit considerable latency. We designed a significantly faster variant to address this issue by enabling true memory mapped I/O in Wasm. Therefore, we modified the store and load operations within the Wasm runtime.

The Wasm runtime performs a bounds check when executing a store or load instruction. Since I/O register addresses (casted to unsigned integers) are located beyond the linear memory, this check will inevitably result in a fault. If the bounds check fails, WASM-IO determines whether the address corresponds to an exposed register address and, if it does, reauthorizes the respective instruction. This approach is illustrated on the right of Figure 5. Similar to the R-API approach, the MMIO method also uses masks to restrict access to specific bits within a register. When operating in user space, WASM-IO utilizes a system call to read from or write to the register address.

Hardware acceleration. As demonstrated in our evaluation in Section 5, the primary cause of increased I/O latency in any solution is context switches ($[user \rightleftharpoons] Wasm \rightleftharpoons kernel$). To address this issue, we utilize the DMA controller. Additionally, we introduce the concept of conveyor memory, as shown in Figure 6, which virtually precedes the linear memory of the Wasm module. We modify the default Wasm bounds check to test against a shifted boundary encompassing both the Wasm linear memory and the conveyor memory.

When resolving register labels to their physical addresses, WASM-IO writes these addresses into the DMA configuration instead of replacing the dummy registers. In contrast, the dummy registers are mapped to addresses within the conveyor memory, ensuring that any memory access made by the Wasm service remains within its accessible memory area. The indirect DMA configuration effectively mitigates DMA attacks.

During Wasm execution, the DMA controller continuously polls the registers and conveyor memory, promptly updating any changes. Operating in privileged mode, the DMA controller can access both memory regions, MMIO in the kernel and Wasm, potentially in user space. Furthermore, the inherent overhead of the Wasm interpretation with multiple cycles per Wasm instruction hides memory latencies.

4.3 Interrupt handling

WASM-IO handles interrupts by directly writing the WASM-IO prologue to the interrupt vector table. Upon the arrival of an interrupt, the WASM-IO prologue sequences the IRQs by adding them to the epilogue queue. The highest-priority OS thread waits for items in this queue. Next, the WASM-IO epilogue buffers copy data into the interrupt data buffer and invokes the Wasm epilogues in order of their priority.

When registering an interrupt, the Wasm service signals the index of the corresponding function in the Wasm internal function table via the WASM-IO provided API. Additionally, the data source from which to copy must be defined when employing the data copying mechanism to minimize latency. The target location in linear memory must also be specified for the R-API, along with the data source. The WASM-IO epilogue then directly copies the data into this designated location. For

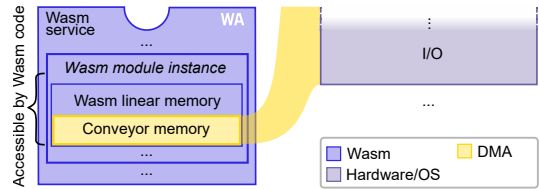


Fig. 6. The conveyor memory precedes the Wasm linear memory allowing synchronization with the OS's MMIO leveraging the DMA controller.

MMIO, the data is copied into a buffer. This buffer is located in user space if WASM-IO is in user space.

Whenever the Wasm epilogues are invoked, a new execution environment is created for each Wasm module instance. Therefore, the context of the current Wasm service is preserved while allowing global data to be shared through the Wasm module instance, including global variables and linear memory. As a result, the executing thread operates outside of Wasm; the threads proposal [38] is not used.

5 EVALUATION

To assess the efficiency of WASM-IO, we aim to demonstrate that Wasm-based isolation with WASM-IO, when executed within the kernel, exhibits overheads and WCETs comparable to traditional approaches. We show that upper execution time bounds may be found that enable predictable initial firmware design. Additionally, we illustrate that overheads can only be managed with hardware support when using untrusted runtimes.

We evaluate by (a) externally measuring the worst-observed execution times and (b) recording the corresponding instruction paths. By combining these recorded paths with the source and machine code, we derive the necessary (worst-case) path component for WCET analysis, which we denote as *instruction counts*. When combined with a comprehensive cost model, these instruction counts can effectively be utilized to determine the WCETs [20]. However, since the cost model must incorporate a representation of the runtime, this aspect falls outside the scope of our current work. Instead, our focus is on analyzing loop bounds and, in conjunction with the timing measurements, estimating the real-time behavior and its scaling based on these bounds.

We evaluate two scenarios. In the first scenario, we assume that the interpreter is trusted, for example, through static verification (see Section 2.4). In this case, we compare the execution of Wasm services, interpreted by the WASM-IO runtime operating within the kernel, to traditional isolation techniques. Specifically, we compare with address space separation using Zephyr’s user space, which employs the memory protection unit as a hardware protection mechanism.

In the second scenario, where we do not trust the runtime, it becomes evident that executing programs in an environment isolated by both Wasm and user space leads to suboptimal performance compared to executing solely within user space. Therefore, we compare execution in user space, specifically evaluating the impact of DMA acceleration both with and without its utilization.

We conduct our evaluation on an STM32WL55JC evaluation board that features a Cortex-M4 CPU running at 48 MHz. The board is equipped with 64 KiB of SRAM, and the peripheral buses also operate at 48 MHz. To avoid any potential probe effects, we use a Saleae Logic Pro 16 logic analyzer, which operates at a sampling rate of 250 MHz, for external measurements instead of relying on software instrumentation.

5.1 Synchronous Peripheral Interaction

We measure the roundtrip time required to set and reset a GPIO pin (the *measurement pin*) to analyze the costs associated with synchronous peripheral interactions. Figure 7 illustrates the measurement process. The Wasm service executes the software instructions at the Wasm level to change the pin state, e. g., using the R-API call or writing to a memory location. Consequently, the Wasm context is exited, dependent on the selected approach. WASM-IO verifies the memory access and, if successful, transitions into the OS (kernel). If WASM-IO’s runtime is untrusted and WASM-IO operates in user space, transitioning happens through a system call. Following this, the manipulation of the register occurs first at the software level and then at the hardware level. Afterward, each invoked function returns. This return process is significant, particularly at both the OS (in user space) and Wasm levels, as it involves extensive copying. The same procedure applies when resetting the GPIO pin.

The subsequent measurement focuses on the duration between the first Wasm I/O instruction and the externally observable event, namely, the signal edge. Therefore, the actual program in Figure 7 is omitted (NOOP). We only present the WOETs. It is important to note that the measured instruction counts are not directly equivalent to the time measurements, as shown in Figure 7. While they provide a more detailed categorization of instructions, they lack return paths and hardware latency.

The execution of synchronous I/O interactions using the Zephyr API natively in kernel space yielded a time of 4 μs . However, the execution of untrusted code in kernel space contradicts the objective of this work and will, therefore, be excluded from further discussions.

Trusted Runtime. Figure 8a presents the findings of a trusted runtime, whereby the Wasm services are executed in kernel space. We measured the roundtrip time for all three presented approaches: the OS-API, the R-API, and the MMIO. The Zephyr API leveraging user space isolation, serves as a baseline and is denoted as *Native*. As illustrated, the OS-API and the R-API are approximately equivalent in duration to the Zephyr API. The MMIO solution is considerably faster than the others, including the baseline.

An analysis of the instruction counts depicted on the right side of Figure 8a (compare with Figure 7) indicates that the extended execution time of the native baseline is predominantly due to context switching. The OS-API and R-API figures reveal a substantial number of instructions related to the Wasm runtime, mainly arising from the execution of imported functions. This process includes the resolution of function targets, the creation of new Wasm call stack frames, and the conversion of function arguments. Conversely, the MMIO approach involves only the basic Wasm bounds check, resulting in markedly reduced execution time and a lower instruction count. Wasm-IO's contribution stems from the device handle lookup or the address check. The slight variations between the OS-API and R-API can be ascribed to the OS-API's additional kernel-level call to the Zephyr API.

The measurement configuration can be attributed to the discrepancies between timing and instruction counts (OS-API and R-API vs. Zephyr API). As illustrated in Figure 7, the timing metrics encompass the return paths of the I/O instructions. While these return paths are negligible in the context of the Zephyr implementation, they significantly impact the Wasm implementations, where the process of freeing call frames, copying return values, and executing loops within Wasm contributes additional instructions. Although the timing measurements capture these intricacies, the corresponding instruction counts do not reflect them.

Our analysis of real-time capabilities for synchronous peripheral interactions emphasizes the substantial dependency on the Wasm runtime. However, we regard this dependency as a component of the cost model. An examination of the recorded traces further indicates that the contribution of Wasm-IO to the worst-case instruction counts is significantly lower than the Wasm runtime. Manual code analysis reveals a linear behavior, scaling by the number of exposed registers across all three methodologies due to searching through these registers. The current implementation is constrained by a configurable maximum limit.

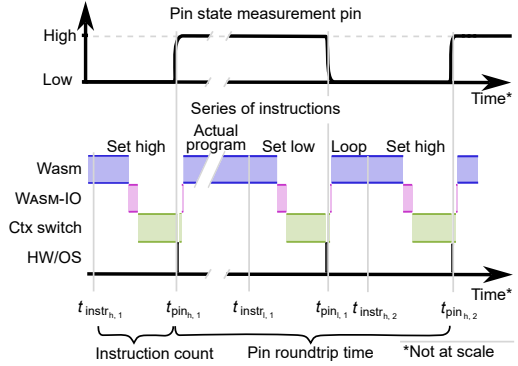


Fig. 7. Schematic of the measurement process for synchronous peripheral interaction leveraging a GPIO.

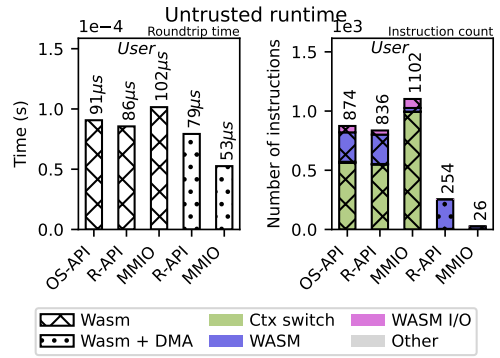
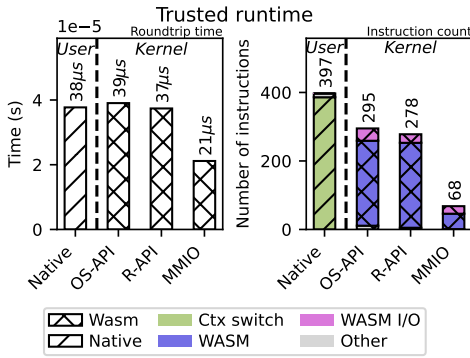


Fig. 8a. Measurement GPIO pin roundtrip time and instruction count executed in kernel space.

Fig. 8b. Measurement GPIO pin roundtrip time and instruction count executed in user space.

Untrusted Runtime. In the second scenario, the Wasm runtime is not trusted and, therefore, executes in user space. Figure 8b depicts the roundtrip times on the left and instruction counts on the right. As anticipated, the WOETs are considerably worse than utilizing the Zephyr API directly from user space (38 μs). Additionally, the MMIO solution performs slower than all other options due to the extra bookkeeping data that needs to be copied to kernel space³.

The DMA-accelerated approaches show better performance compared to the non-DMA versions, yet they do not surpass the Zephyr API in user space. The primary factor contributing to overhead is the context switch. The instruction counts for DMA acceleration indicate a reduced CPU burden, as the DMA unit assumes responsibility for copying.

Upper bounds depend on context switch intrinsics, particularly copying portions of the Wasm structures to the kernel space, which exhibit a constant size⁴. The contribution of WASM-I/O remains unchanged. For the DMA approach, the cost model must account for the external controller, including bus communication.

5.2 Interrupt handling

Figure 9 illustrates the measurement process used to determine interrupt latencies. The measurement starts with the rising edge at the interrupt source pin triggering an interrupt. This spawns the WASM-I/O prologue. Following this, the WASM-I/O and Wasm epilogues execute, reading the provided data and activating the measurement pin to signal the data reception. The Zephyr baseline performs the same procedure, utilizing a native callback function to activate the pin after the data is loaded. To calculate the interrupt latency, we take the difference between the trigger edge and the receive edge and subtract the previously measured pin roundtrip time. The gray boxes at the bottom of Figure 9 illustrate the limitations of the instruction count measurement procedure. They indicate the instructions for rescheduling and thread creation that are not included in the instruction count results. Besides, the OS-API does not provide functions for arbitrary data access, which is why it is excluded from the measurement.

Trusted Runtime. Figure 10a presents the findings from the trusted runtime. The left graph shows that all interrupt latencies, including the baseline, are comparable.

³The MMIO approach entails the creation of additional temporary kernel space copies of Wasm bookkeeping data, as memory offsets must be validated in the system call.

⁴Preventing time-of-check to time-of-use attacks requires copying the module instance and execution environment structures and the memory structure for the MMIO approach.

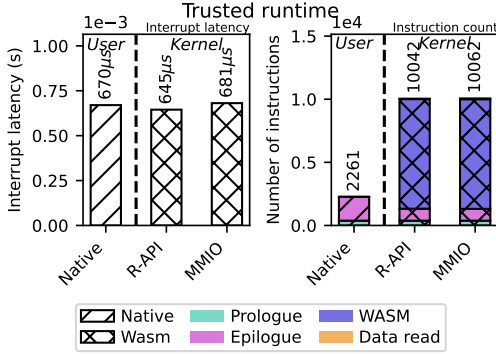


Fig. 10a. Interrupt latency and instruction counts with the Wasm runtime executed in kernel space.

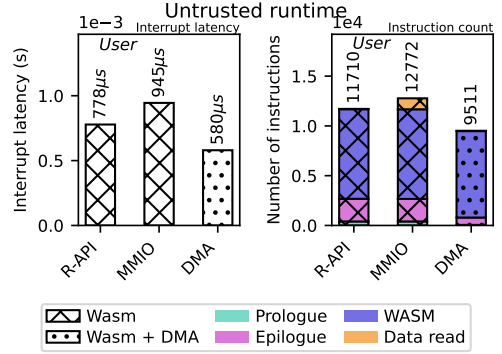


Fig. 10b. Interrupt latency and instruction counts with the Wasm runtime executed in user space.

On the right side, the instruction counts indicate that the duration of the prologue is consistent across all approaches and is relatively brief compared to other components. The unresponsive time spent in the prologue is less than 25 μ s, while the epilogue for the Wasm approaches takes less than 63 μ s⁵. In all cases, most instructions are related to the transition into the protected domain. The Wasm-I/O epilogue for the Zephyr baseline takes longer because an additional user thread needs to be initialized to execute the registered callback.

The upper latency bounds are again dependent on the OS, its context switch and scheduling implementation, and the invocation of the Wasm runtime. We consider these to be research on its own. The contribution of Wasm-I/O for each Wasm service is directly proportional to the number of registered Wasm epilogues and the number of data items registered for copying into each linear memory. There are configurable maxima that constrain both.

Untrusted Runtime. It is evident that in the case of an untrusted runtime, the observed latencies are higher, as confirmed by Figure 10b. Despite the fact that the DMA-accelerated approach is faster than the presented ones for the trusted runtime, real-time bounds once more hinge on the external hardware module, which requires a detailed cost model. It should be noted that neither the Wasm-I/O prologue nor the Wasm-I/O epilogue is affected by the runtime trustworthiness.

5.3 Case Study: SPI

⁵These figures do not account for two kernel thread switches (see Figure 9), as their instruction counts are not measurable in our setup. Including these would further lower the results. We only used our Wasm measurements for calculations, as the absence of context switches invalidates the instruction count measurements for the Zephyr approach.

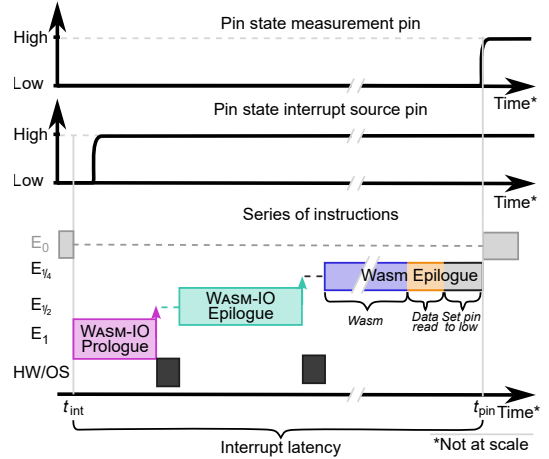


Fig. 9. Schematic of the measurement process for interrupts.

To evaluate the practicality of WASM-IO, we developed an exemplary hardware driver in Wasm that implements an SPI bus driver. SPI is a widely accepted standard, and it has a well-established reference implementation within the OS and available decoders for verification and measurement purposes. However, it is important to note that the basic functionality, like an SPI driver, is typically embedded in the initial firmware and is, therefore, *not* implemented as a Wasm service. Our use of this driver is solely for evaluation purposes.

We utilize 1 KiB of data organized into 16 bit words. We configure varying data rates ranging from 18.75 kHz to 24 MHz, equivalent to half of the CPU clock frequency. For measurement, we use the process presented in Figure 7. We set the measurement pin to high before starting the SPI transaction and reset it when it is complete; i. e., the *actual program* of Figure 7 represents the SPI transaction. We subtract the GPIO roundtrip time afterward.

Figure 11 presents the results. The corresponding measured data rate is shown on the y-axis for each configured data rate depicted on the x-axis. The values have been normalized with respect to the configured rate. The gray dashed line devoid of markers depicts the execution with the native Zephyr API in kernel space, indicating the attainable maximum data rate. Even this most performant implementation suffers from a reduction in data rate to 99.5% already at 37.5 kHz, the second lowest data rate. This reduction can be attributed to the relatively low CPU clock frequency compared to the high SPI clock frequency.

The values of the trusted runtime are consistent with those of the measurement in Section 5.1. As expected, the MMIO approach performs best. Notably, it also performs better than the OS-API. Nevertheless, none of these approaches reaches more than 71% of the possible data rate, even if the lowest data rate is configured. Interestingly, in the untrusted case, the OS-API performs worse than both the R-API and MMIO, which contradicts our previous measurement. This discrepancy is due to different implementations of SPI OS-API and GPIO OS-API. The former copies references to the Wasm memory, which requires an additional copy of the Wasm linear memory. The latter copies the value of an integer (high or low) to the OS via the stack of OS thread, which is significantly faster.

The DMA solutions show remarkably better results as they can copy SPI registers without involving the CPU, thus avoiding transitions from the protection domain for each byte. This allows the full data rate, at least for 18.75 kHz, for the MMIO approach.

The overall results show that instrumentation of I/O is feasible, but it comes with a considerable, yet bound overhead. The MMIO approach outperforms the traditional user space isolation in synchronous I/O and in our SPI case study but requires trusted runtimes. Asynchronous I/O shows comparable overheads over all solutions in the trusted case. The untrusted case reveals significant performance impacts which impede usage in praxis. DMA acceleration decreases the overall overheads. However, it is accompanied by the need for an increasingly complex hardware cost model.

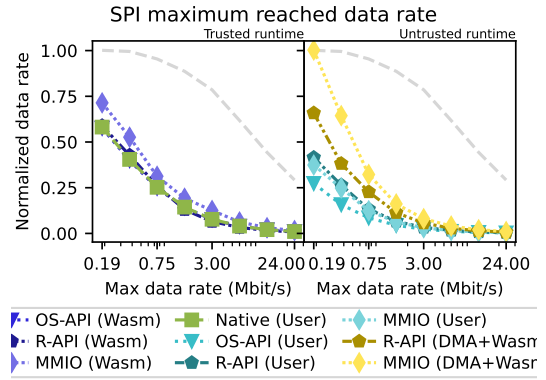


Fig. 11. Reached SPI data rate over configured data rate.

6 DISCUSSION AND USAGE

This section discusses the impact, practicality, and application of WASM-IO for designing Wasm-based systems in the automation industry, particularly enabling the addition of peripherals and drivers post-deployment. We envision offering access to unused pins and connectors through modular plugs integrated into the casing, designed with industrial-grade safety measures to mitigate risks associated with overvoltage and other physical threats. Functional extensions can be loaded via the Wasm services that were presented. Services will interact with the firmware through the OS-API to enable typical sensing tasks, contingent upon temporal isolation not being compromised. Examples include packet-based communication, where protocols ensure transmission completeness, allowing the firmware to intercept Wasm service execution as needed. Replacing a firmware driver with a Wasm service driver is intentionally unsupported.

Choosing a proper scheduling policy depends on the actual use case. Systems operate either in an event-driven manner using interrupts, e. g., for emergency shutdowns, or periodically, e. g., in a sense/listen-and-act loop with preemptive static scheduling. WASM-IO ensures temporal isolation in both types of systems. For event-driven systems, the WASM-IO epilogue executes with a lower priority than firmware epilogues. For periodic systems, a periodic server processes queued WASM-IO epilogues, also with lower priority than critical firmware epilogues. To allow multiple Wasm application services to utilize the functionality provided by a peripheral, Wasm services may be designed to resemble microservices. A dedicated proxy Wasm driver service solely manages this peripheral, maintaining the exclusive device mapping, and mitigates indeterminism raised by concurrency issues. Currently, WASM-IO does not facilitate communication between Wasm services. However, providing a host API for inter-Wasm service communication is feasible, even with timing bounds if required.

Overall, WASM-IO establishes effective conventions and guarantees for future-proof automation systems. It enables a clear separation of responsibilities across different dimensions by dividing the development process into two phases: firmware development and the extension period. The responsibility for firmware development is enforced but also limited to the OEM, while the extension period is solely assigned to the operators. WASM-IO maintains this separation at the device level by utilizing memory isolation through Wasm and timing bounds for usable interrupts, which enables temporal isolation through a proficient scheduling policy. Furthermore, the obligation to preserve records may be delegated from OEMs to operators after legally mandated periods, thereby mitigating conflicts of interest that arise from being the single entity facilitating undertake follow-up modifications and maintaining cost-effectiveness. In contrast, operators retain the autonomy to choose whether and how to enhance their manufacturing systems, including the option to engage vendors other than the initial OEM.

Our evaluation indicates that, although WASM-IO is compatible with alternative isolation approaches, it incurs notable overheads. However, the computational overheads of I/O operations are not the predominant aspects of program latencies. The I/O speed of sensors and actuators typically depends more on the duration of the physical processes—such as collecting temperature data or operating motors—rather than communication speed. Additionally, our target industry, the process industry, is characterized by inherently slow processes that do not necessitate exceptionally rapid I/O speeds. Consequently, this aspect was not the primary focus of our work. In practice, only a limited number of registers (two to four) are utilized after initialization. As they are sorted by access frequency, experienced overheads are lower than the presented worst-observed execution times.

We conclude that WASM-IO effectively addresses the challenges of arbitrary peripheral I/O maintaining deterministic system behavior, as discussed in Section 1. It offers practical solutions

for the process industry and enables post hoc driver extensions, extending the lifespan of long-life devices even further. Additionally, it brings the advantages of container deployments known from cloud environments one step closer to industrial shop floors.

7 RELATED WORK

The topic of enabling device I/O in virtualized systems has been subject of extensive research for over a decade. This is particularly relevant for hypervisors, where WASM-IO can be compared with, when coinciding Wasm services as virtual machines (VMs). The existing body of work can be classified into two main categories: pass-through I/O and paravirtualized I/O. In the former, the virtual machine is granted exclusive access to the device. Tu et al. [32] present a KVM-based implementation that exposes a virtual interrupt controller register to the VM, ultimately enabling preemption of VM execution. In the XEN-based approach proposed by Yoo et al. [40], the hypervisor is responsible for preempting VM execution. Paravirtual I/O employs a driver architecture comprising a backend and a frontend driver. In XEN, proposed by Barham et al. [7], interrupts are stored and can be collected and processed per VM whenever the VM is scheduled again. Chen and Wang [9] further extend this approach by transferring interrupt handling to the hypervisor, which schedules the workload on free virtual CPUs. Ahmad, Gulati, and Mashizadeh [5] implemented an interrupt handling mechanism for VMware ESX that is analogous to that used by XEN. This utilizes a shared queue where VMs could fetch their interrupts. In their BlueIO, Jiang et al. [13] employ the use of FPGAs to facilitate I/O interaction.

In the context of software virtualization, where Wasm belongs to, peripherals are typically utilized by exposing the I/O API provided by the OS [19, 30] or by adding and exposing more high-level interaction, also managed by the OS [17, 21]. In the case of AoT compilation, native functions can be replaced directly with assembly instructions, thereby enabling the utilization of I/O [19]. These limitations restrict the interactions that can be performed to those of the OS. Moreover, any isolation guarantees provided by Wasm are either lost or deferred to the underlying OS. WASI [10], used in other approaches [39], provides standardization efforts to establish a uniform system interface, although it is currently not specified and not yet tailored to embedded systems [29].

Other software isolation methods for embedded systems employ analogous techniques for I/O. The range of solutions available in the context of Java extends from interaction on memory-mapped peripherals [31] to high-level driver access provided by the JVM [6, 8]. Zandberg et al. [42] base their isolation on eBPF, utilizing the interface provided by the OS for potential interaction with the hardware. Tok [16], an OS written in Rust, translates memory mappings into type-safe Rust structs. Hardware-based isolation leverages Arm's TrustZone for multiple permission levels and partitioned hardware [14, 27], even supporting interrupts [25].

8 CONCLUSION

In this paper, we presented how WASM-IO enables software extensions of long-lifecycle constrained devices, including low-level device drivers. Our approach facilitates the integration of cross-platform hardware requirements by labeling peripheral dependencies. Our prototype derives these labels from immutable devicetree nodes. The corresponding MMIO regions, which share these designated labels, are rendered available to Wasm services, provided that they are marked accordingly at firmware design time by our novel devicetree binding. WASM-IO enables synchronous I/O, implementing, an OS-guided approach and two novel approaches, one memory mapped I/O (MMIO)-based approach and the register API (R-API) approach.

Moreover, we introduced support for interrupt handling into Wasm. We extended the traditional system model by another priority level $E_{1/4}$, dedicated explicitly to Wasm services. Thereby, WASM-IO provides a means to decouple the timely influence associated with a Wasm service from the

remaining system. With this separation, we introduce (a) a constant overhead per interrupt handler per Wasm service on E_0 and $E_{1/2}$ and (b) limits on the number of handlers and Wasm services to constrain the overall execution time during firmware creation. The resulting upper bound is contingent upon the scheduling mechanism used. One possible solution could be the use of a server to serve the Wasm epilogues on $E_{1/4}$.

In our evaluation, we presented how hardware interaction and interrupt latencies and the costs associated with containerization can be pushed to practical levels while preserving strong isolation. The results demonstrate that the MMIO-based approach is advantageous when writing to registers. Our case study demonstrates that the isolation costs are non-negligible yet bound to fixed values. Hardware acceleration, e. g., by the proposed DMA approach, helps significantly increase data rates but has the disadvantage of a more complex hardware cost model.

It can be concluded that hardware configuration and instrumentation can be performed from a Wasm service in a bounded time. However, hardware acceleration should be taken into account for performance reasons when accordable with real-time demands.

WASM-IO effectively tackles the initial challenges of post hoc firmware extensions, including integrating drivers for novel peripherals. Thereby, WASM-IO extends the lifespan of long-life devices, enabling future compatibility in automation industry. Moreover, WASM-IO seamlessly brings the conveniences of containerization – with benefits widely recognized in cloud development – bringing them one step closer to the shop floor.

ACKNOWLEDGMENTS

This work was funded by the German Federal Ministry of Education and Research (BMBF) under grant number 16ME0454 (EMDRIVE). To assist the writing process, Grammarly AI was used.

REFERENCES

- [1] 2021. Devicetree Specification v0.4-Rc1. <https://github.com/devicetree-org/devicetree-specification/releases/tag/v0.4-rc1>.
- [2] 2022. WebAssembly Specification 1.0. <https://www.w3.org/TR/wasm-core-2/>.
- [3] 2023. Understand the WAMR Stacks. <https://bytecodealliance.github.io/wamr.dev/blog/understand-the-wamr-stacks/>.
- [4] 2023. The WAMR Memory Model. <https://bytecodealliance.github.io/wamr.dev/blog/the-wamr-memory-model/>.
- [5] Irfan Ahmad, Ajay Gulati, and Ali Mashtizadeh. 2011. vIC: Interrupt Coalescing for Virtual Machine Storage Device IO. In *Proceedings of the 2011 USENIX Annual Technical Conference (USENIX ATC '11)*. USENIX Association, Portland, USA, 45–58.
- [6] Faisal Aslam, Luminous Fennell, Christian Schindelbauer, Peter Thiemann, Gidon Ernst, Elmar Haussmann, Stefan Rührup, and Zastash A. Uzmi. 2010. Optimized Java Binary and Virtual Machine for Tiny Motes. In *Distributed Computing in Sensor Systems*, Rajmohan Rajaraman, Thomas Moscibroda, Adam Dunkels, and Anna Scaglione (Eds.). Springer, Berlin, Heidelberg, 15–30. doi:10.1007/978-3-642-13651-1_2
- [7] Paul Barham, Boris Dragovic, Keir Fraser, Steven Hand, Tim Harris, Alex Ho, Rolf Neugebauer, Ian Pratt, and Andrew Warfield. 2003. Xen and the Art of Virtualization. *SIGOPS Oper. Syst. Rev.* 37, 5 (Oct. 2003), 164–177. doi:10.1145/1165389.945462
- [8] Niels Brouwers, Peter Corke, and Koen Langendoen. 2008. Darjeeling, a Java Compatible Virtual Machine for Microcontrollers. In *Proceedings of the ACM/IFIP/USENIX Middleware '08 Conference Companion (Companion '08)*. Association for Computing Machinery, New York, NY, USA, 18–23. doi:10.1145/1462735.1462740
- [9] Luwei Cheng and Francis C. M. Lau. 2016. Offloading Interrupt Load Balancing from SMP Virtual Machines to the Hypervisor. *IEEE Transactions on Parallel and Distributed Systems* 27, 11 (Nov. 2016), 3298–3310. doi:10.1109/TPDS.2016.2537804
- [10] Dan Gohman, Lin Clark, Alex Crichton, Andrew Brown, Sam Clegg, Pat Hickey, Yosh, Dave Bakker, Colin Ihrig, YAMAMOTO Yuji, Peter Huene, Jakub Konka, Piotr Sikora, Chris Dickinson, Mike Frysinger, Robin Brown, YAMAMOTO Takashi, Syrus Akbary, Sergey Rubanov, Mendy Berger, Josh Triplett, George Kulakowski, Eric Crosson, Denis Vasilik, Bailey Hayes, Aaron Turner, Mark Christian, MaulingMonkey, Merlijn Sebrechts, and Nathaniel McCallum. 2024. WebAssembly/WASI: V0.2.2. doi:10.5281/zenodo.13888155

- [11] Andreas Haas, Andreas Rossberg, Derek L. Schuff, Ben L. Titzer, Michael Holman, Dan Gohman, Luke Wagner, Alon Zakai, and JF Bastien. 2017. Bringing the Web up to Speed with WebAssembly. In *Proceedings of the 38th ACM SIGPLAN Conference on Programming Language Design and Implementation (PLDI 2017)*. Association for Computing Machinery, New York, NY, USA, 185–200. doi:10.1145/3062341.3062363
- [12] Heejin Ahn, JF Bastien, Dan Gohman, and Derek L. Schuff. 2028. WebAssembly/Tool-Conventions: C++ Volatile Support. <https://github.com/WebAssembly/tool-conventions/issues/60>.
- [13] Zhe Jiang, Neil Audsley, and Pan Dong. 2019. BlueIO: A Scalable Real-Time Hardware I/O Virtualization System for Many-core Embedded Systems. *ACM Trans. Embed. Comput. Syst.* 18, 3 (April 2019), 19:1–19:25. doi:10.1145/3309765
- [14] Zhe Jiang, Neil Audsley, Pan Dong, Nan Guan, Xiaotian Dai, and Lifeng Wei. 2019. MCS-IOV: Real-Time I/O Virtualization for Mixed-Criticality Systems. In *2019 IEEE Real-Time Systems Symposium (RTSS)*. 326–338. doi:10.1109/RTSS46320.2019.00037
- [15] Ryan Kurte. 2023. Embedded WASM. <https://github.com/embedded-wasm>.
- [16] Amit Levy, Bradford Campbell, Branden Ghena, Daniel B. Giffin, Pat Pannuto, Prabal Dutta, and Philip Levis. 2017. Multiprogramming a 64kB Computer Safely and Efficiently. In *Proceedings of the 26th Symposium on Operating Systems Principles (SOSP '17)*. Association for Computing Machinery, New York, NY, USA, 234–251. doi:10.1145/3132747.3132786
- [17] Borui Li, Wei Dong, and Yi Gao. 2021. WiProg: A WebAssembly-based Approach to Integrated IoT Programming. In *IEEE INFOCOM 2021 - IEEE Conference on Computer Communications*. 1–10. doi:10.1109/INFOCOM42981.2021.9488424
- [18] Borui Li, Hongchang Fan, Yi Gao, and Wei Dong. 2021. ThingSpire OS: A WebAssembly-based IoT Operating System for Cloud-Edge Integration. *Proceedings of the 19th Annual International Conference on Mobile Systems, Applications, and Services (2021)*. doi:10.1145/3458864.3466910
- [19] Borui Li, Hongchang Fan, Yi Gao, and Wei Dong. 2022. Bringing Webassembly to Resource-Constrained Iot Devices for Seamless Device-Cloud Integration. *Proceedings of the 20th Annual International Conference on Mobile Systems, Applications and Services (2022)*. doi:10.1145/3498361.3538922
- [20] Yau-Tsun Steven Li and Sharad Malik. 1995. Performance Analysis of Embedded Software Using Implicit Path Enumeration. *SIGPLAN Not.* 30, 11 (Nov. 1995), 88–98. doi:10.1145/216633.216666
- [21] Renju Liu, Luis Garcia, and Mani Srivastava. 2021. Aerogel: Lightweight Access Control Framework for WebAssembly-Based Bare-Metal IoT Devices. In *2021 IEEE/ACM Symposium on Edge Computing (SEC)*. 94–105. doi:10.1145/3453142.3491282
- [22] Robert Love. 2010. *Linux Kernel Development* (3rd ed.). Addison-Wesley.
- [23] Niko Mäkitalo, Tommi Mikkonen, Cesare Pautasso, Victor Bankowski, Paulius Daubaris, Risto Mikkola, and Oleg Beletski. 2021. WebAssembly Modules as Lightweight Containers for Liquid IoT Applications. In *Web Engineering*, Marco Brambilla, Richard Chbeir, Flavius Frasinca, and Ioana Manolescu (Eds.). Springer International Publishing, Cham, 328–336. doi:10.1007/978-3-030-74296-6_25
- [24] Jämes Ménétrey, Marcelo Pasin, Pascal Felber, and Valerio Schiavoni. 2021. Twine: An Embedded Trusted Runtime for WebAssembly. In *2021 IEEE 37th International Conference on Data Engineering (ICDE)*. 205–216. doi:10.1109/ICDE51399.2021.00025
- [25] Runyu Pan and Gabriel Parmer. 2022. SBIs: Application Access to Safe, Baremetal Interrupt Latencies. In *2022 IEEE 28th Real-Time and Embedded Technology and Applications Symposium (RTAS)*. 82–94. doi:10.1109/RTAS54340.2022.00015
- [26] Gregor Peach, Runyu Pan, Zhuoyi Wu, Gabriel Parmer, Christopher Haster, and Ludmila Cherkasova. 2020. eWASM: Practical Software Fault Isolation for Reliable Embedded Devices. *IEEE Transactions on Computer-Aided Design of Integrated Circuits and Systems* 39, 11 (Nov. 2020), 3492–3505. doi:10.1109/TCAD.2020.3012647
- [27] Sandro Pinto, Hugo Araujo, Daniel Oliveira, José Martins, and Adriano Tavares. 2019. Virtualization on TrustZone-Enabled Microcontrollers? Voilà!. In *2019 IEEE Real-Time and Embedded Technology and Applications Symposium (RTAS)*. 293–304. doi:10.1109/RTAS.2019.00032
- [28] Wolfgang Schröder-Preikschat. 1994. *The Logical Design of Parallel Operating Systems*. Prentice Hall International, Upper Saddle River, NJ, USA. doi:10.5555/184212
- [29] SIG Embedded. 2025. WASI / Wasm System Structure Exploration of Improvements or Alternative Solutions. [https://github.com/woodsmc/sig-embedded/blob/8e88d8241dc1a222d1ff39da08fde46c43a0e722/ExploringOptions/Alternative_Solutions_\(WASI_Wasm\).md](https://github.com/woodsmc/sig-embedded/blob/8e88d8241dc1a222d1ff39da08fde46c43a0e722/ExploringOptions/Alternative_Solutions_(WASI_Wasm).md).
- [30] Robbert Gurdeep Singh and Christophe Scholliers. 2019. WARDuino: A Dynamic WebAssembly Virtual Machine for Programming Microcontrollers. *Proceedings of the 16th ACM SIGPLAN International Conference on Managed Programming Languages and Runtimes (2019)*. doi:10.1145/3357390.3361029
- [31] Michael Stillkerich, Isabella Thomm, Christian Wawersich, and Wolfgang Schröder-Preikschat. 2012. Tailor-Made JVMs for Statically Configured Embedded Systems. *Concurrency and Computation: Practice and Experience* 24, 8 (2012), 789–812. doi:10.1002/cpe.1755
- [32] Cheng-Chun Tu, Michael Ferdman, Chao-tung Lee, and Tzi-cker Chiueh. 2015. A Comprehensive Implementation and Evaluation of Direct Interrupt Delivery. *SIGPLAN Not.* 50, 7 (March 2015), 1–15. doi:10.1145/2817817.2731189

- [33] Stefan Wallentowitz, Bastian Kersting, and Dan Mihai Dumitriu. 2022. Potential of WebAssembly for Embedded Systems. In *2022 11th Mediterranean Conference on Embedded Computing (MECO)*. 1–4. doi:10.1109/MECO55406.2022.9797106
- [34] Wenwen Wang. 2022. How Far We’ve Come – a Characterization Study of Standalone WebAssembly Runtimes. In *2022 IEEE International Symposium on Workload Characterization (IISWC)*. 228–241. doi:10.1109/IISWC55918.2022.00028
- [35] Conrad Watt. 2018. Mechanising and Verifying the WebAssembly Specification. In *Proceedings of the 7th ACM SIGPLAN International Conference on Certified Programs and Proofs (CPP 2018)*. Association for Computing Machinery, New York, NY, USA, 53–65. doi:10.1145/3167082
- [36] Conrad Watt, Xiaojia Rao, Jean Pichon-Pharabod, Martin Bodin, and Philippa Gardner. 2021. Two Mechanisations of WebAssembly 1.0. In *Formal Methods*, Marieke Huisman, Corina Păsăreanu, and Naijun Zhan (Eds.). Springer International Publishing, Cham, 61–79. doi:10.1007/978-3-030-90870-6_4
- [37] Conrad Watt, Maja Trela, Peter Lammich, and Florian Märkl. 2023. WasmRef-Isabelle: A Verified Monadic Interpreter and Industrial Fuzzing Oracle for WebAssembly. *Proceedings of the ACM on Programming Languages* 7, PLDI (June 2023), 110:100–110:123. doi:10.1145/3591224
- [38] Conrad Watt, W3C WebAssembly Community Group, and W3C WebAssembly Working Group. 2024. WebAssembly Proposal: Threads. <https://github.com/WebAssembly/threads>.
- [39] Elliott Wen and Gerald Weber. 2020. Wasmachine: Bring IoT up to Speed with A WebAssembly OS. In *2020 IEEE International Conference on Pervasive Computing and Communications Workshops (PerCom Workshops)*. 1–4. doi:10.1109/PerComWorkshops48775.2020.9156135
- [40] Seehwan Yoo, Miri Park, and Chuck Yoo. 2009. A Step to Support Real-Time in Virtual Machine. In *2009 6th IEEE Consumer Communications and Networking Conference*. 1–7. doi:10.1109/CCNC.2009.4784876
- [41] Wanja Zaeske, Sven Friedrich, Tim Schubert, and Umut Durak. 2023. WebAssembly in Avionics : Decoupling Software from Hardware. In *2023 IEEE/AIAA 42nd Digital Avionics Systems Conference (DASC)*. 1–10. doi:10.1109/DASC58513.2023.10311207
- [42] Koen Zandberg, Emmanuel Baccelli, Shenghao Yuan, Frédéric Besson, and Jean-Pierre Talpin. 2022. Femto-Containers: Lightweight Virtualization and Fault Isolation for Small Software Functions on Low-Power IoT Microcontrollers. In *Proceedings of the 23rd ACM/IFIP International Middleware Conference (Middleware ’22)*. Association for Computing Machinery, New York, NY, USA, 161–173. doi:10.1145/3528535.3565242

Received 20 February 2007; revised 12 March 2009; accepted 5 June 2009