

Where Have All the Little Red Dots Gone? Supermassive Black Hole Binary Dynamics and its Impact on Galaxy Properties

FAZEEL MAHMOOD KHAN ^{1,2} BENJAMIN L. DAVIS ^{1,2} ANDREA VALERIO MACCIÒ ^{1,2,3} AND
KELLY HOLLEY-BOCKELMANN ^{4,5}

¹New York University Abu Dhabi, P.O. Box 129188, Abu Dhabi, United Arab Emirates

²Center for Astrophysics and Space Science (CASS), New York University Abu Dhabi, PO Box 129188, Abu Dhabi, UAE

³Max-Planck-Institut für Astronomie, Königstuhl 17, 69117 Heidelberg, Germany

⁴Department of Physics and Astronomy, Vanderbilt University, Nashville, TN 37240, USA

⁵Department of Physics, Fisk University, Nashville, TN 37208, USA

(Received March 10, 2025)

Submitted to AAS Journals

ABSTRACT

Recent *James Webb Space Telescope* observations have revealed a peculiar class of galaxies at redshifts $z \gtrsim 6$, characterized by extremely high central stellar densities and overmassive central supermassive black holes (SMBHs), “little red dots” (LRDs). A critical question remains: If LRDs were common at high redshifts, how would they evolve into local elliptical galaxies with significantly lower central densities? To address this, we performed direct N -body simulations of LRD mergers, focusing on the coevolution of host galaxies and central SMBHs. We track the complete evolution of SMBH binaries into the three-body hardening and gravitational-wave (GW) emission phase. Our results demonstrate that during galaxy mergers, the central SMBHs can eject a substantial amount of mass from the galactic core via the three-body slingshot effect, leading to a decrease in central stellar surface density by an order of magnitude. Additionally, GW recoil can further contribute in making the galaxy centers less dense and more in alignment with low-redshift quiescent galaxies. This transformation occurs on a relatively short timescale of a few ~ 100 Myr, implying that LRDs can evolve into lower-redshift elliptical galaxies by $z < 4$. The timescales for our SMBH mergers vary between 100 Myr and 800 Myr, depending on the initial orbital parameters of the merging galaxies and the mass ratio of the SMBHs. Our findings provide a plausible mechanism for the transformation of LRDs into elliptical galaxies while highlighting the efficiency of SMBH mergers in such high-density environments, which plays a crucial role in SMBH growth.

Keywords: Black hole physics (159); Galaxies (573); Galaxy dynamics (591); Galaxy evolution (594); Galaxy kinematics (602); Galaxy nuclei (609); Galaxy physics (612); Galaxy properties (615); Gravitational waves (678); N -body simulations (1083); Supermassive black holes (1663)

1. INTRODUCTION

Supermassive black holes (SMBHs) are key to many physical processes happening in galaxy centers. Their presence in galactic nuclei is related with many correlations such as the black hole mass scaling relations, M_\bullet – σ (L. Ferrarese & D. Merritt 2000; K. Gebhardt

et al. 2000; B. L. Davis et al. 2017; N. Sahu et al. 2019a) and M_\bullet – M_{bulge} (J. Magorrian et al. 1998; A. Marconi & L. K. Hunt 2003; N. Häring & H.-W. Rix 2004; B. L. Davis et al. 2019; N. Sahu et al. 2019b; A. W. Graham & N. Sahu 2023), between the central velocity dispersion and bulge (spheroid) mass, respectively. Recent *James Webb Space Telescope* (*JWST*) observations at high redshift reveal that SMBHs may contain a large fraction of galaxy stellar mass, roughly 10% or greater (A. D. Goulding et al. 2023; D. D. Kocevski et al. 2023;

Á. Bogdán et al. 2024; M. A. Marshall et al. 2024; P. Natarajan et al. 2024). This is about 2–3 orders of magnitude higher than what local scaling relations predict (B. L. Davis et al. 2018; N. Sahu et al. 2019b).⁶ SMBH hosts observed at high redshift ($z \gtrsim 4$) by the *JWST* are often red in color and compact in size, leading to their sobriquet “little red dots” (LRDs; J. Matthee et al. 2024; J. E. Greene et al. 2024; C. C. Williams et al. 2024; T. T. Ananna et al. 2024; M. Yue et al. 2024; M. Kokubo & Y. Harikane 2024; Z. Li et al. 2025; M. Volonteri et al. 2024; H. B. Akins et al. 2025; L. J. Furtak et al. 2025).

The defining characteristics of LRDs, their compactness and their overmassive black holes, are in strong tension with our understanding of the coevolution of SMBHs and galaxies across cosmic time. R. Lin et al. (2025) suggest that low-redshift ($z < 0.4$) “green pea” galaxies hosting broad-line active galactic nuclei (AGNs) with overmassive black holes are local analogs of LRDs. J. Bellovary (2025) hypothesizes that “little red dots are tidal disruption events in runaway-collapsing clusters.” K. Inayoshi (2025) presumes that the characteristic features of LRDs naturally fade with subsequent AGN episodes. LRDs also share obvious similarities with “red nugget” galaxies, i.e., compact, massive (10^{10} – $10^{11} M_{\odot}$), quiescent galaxies observed at redshifts $z \sim 1$ – 2 (I. Damjanov et al. 2009). It is conceivable that a subset of LRDs—particularly those with AGN-driven quenching—could evolve into red nuggets. If so, ancient LRDs could possibly be masquerading as the extant bulge/spheroid of a larger galaxy at low redshifts (D. S. H. Hon et al. 2022).

If LRDs are extremely compact galaxies as the observations suggest, a key puzzle remains: How do they transform into local elliptical galaxies, especially since their dense cores need to be erased by some mechanism efficiently so that their densities drop considerably by the time they reach $z = 4$? There are two mechanisms that could potentially lead to an expansion of the central stellar density:

1. Non-adiabatic collisionless expansion of the central stellar distribution in response to gas ejection by AGNs feedback (e.g., R. Teyssier et al. 2011; N. Arora et al. 2024).

2. Core scouring by the SMBH binary in the three-body scattering phase following the merger of two LRDs, each with their own overmassive SMBH (e.g., A. W. Graham 2004; D. Merritt 2006).

If LRDs are not dominated by AGNs, as most studies suggest (T. T. Ananna et al. 2024; M. Yue et al. 2024; M. Kokubo & Y. Harikane 2024), then mechanism #1 would not be very efficient. On the other hand, overmassive SMBHs suspected to be present in the center of these galaxies can drive significant mass out of the centers when they inspiral (F. M. Khan et al. 2012; I. T. Nasim et al. 2021), reducing the central stellar densities via mechanism #2, and bringing them closer to the observed values in low- z ellipticals. However, it remains to be seen how much time a binary spends in a hard binary phase, where it loses its energy via three-body scattering with stars on centrophilic orbits (D. Merritt & M. Y. Poon 2004; B. Li et al. 2015). In a previous study, (F. M. Khan et al. 2015) examined binary dynamics involving overmassive black holes accounting for 20–60% of their host galaxy’s mass and demonstrated that these overmassive black holes merge exceptionally quickly. This rapid merger process nearly bypasses the three-body scattering phase, resulting in minimal disruption to the central stellar density of the merger remnant.

In this study, we simulate mergers of two LRDs, systematically varying parameters such as their masses, the masses of their SMBHs, and the mass ratios of both the merging galaxies and their SMBHs. Our investigation aims to address two key questions:

- How much mass is carved out by the massive binary, and what do the product galaxies look like in terms of stellar density after accommodating an SMBH merger?
- Following the merger of two LRDs, how quickly do SMBHs evolve in the merger remnant, and do they achieve a coalescence followed by gravitational-wave (GW) emission?

We begin by detailing the numerical simulation setup (§2), then we provide the results of our SMBH binary dynamics (§3) and the properties of the merging galaxy systems (§4), we engage in a discussion to interpret and summarize our results (§5), and finally we leave some parting conclusions (§6).

2. NUMERICAL SETUP

We build galaxy models with parameters motivated by LRDs. In particular, we used two models with structural parameters from J. F. W. Baggen et al. (2024)

⁶ However, J. Li et al. (2025) demonstrate that the alleged overmassive black holes found by the *JWST* are not inconsistent with local scaling relations after accounting for the coupled effects of measurement uncertainties and selection biases. Still, Y. Sun et al. (2025) find a significant increase over the local scaling relations in very low-mass galaxies ($<10^{10} M_{\odot}$) for $z \geq 4$.

Table 1. Initial Galaxy Parameters

Model	M_{\bullet} ($10^7 M_{\odot}$)	M_{\star} ($10^9 M_{\odot}$)	R_e (pc)	N_{part} (10^5)	$b/a, c/a$
(1)	(2)	(3)	(4)	(5)	(6)
49140	50	10.0	123	10	0.9, 0.60
49140M	100	10.0	123	10	0.9, 0.60
55604A	30	6.2	100	6	0.9, 0.75
55604B	3	6.2	100	6	0.9, 0.75
55604C	30	6.2	300	6	0.9, 0.75
55604M	60	6.2	100	6	0.9, 0.75

NOTE— Column (1): Galaxy model name. Column (2): SMBH mass (in M_{\odot}). Column (3): Stellar mass (in M_{\odot}). Column (4): Effective radius (in pc). Column (5): Number of particles. Column (6): Axes ratios.

with RUBIES IDs: 49140 and 55604, measured with spectroscopic redshifts of 6.68 and 6.98, respectively. The authors present three estimates for each galaxy’s stellar mass depending on the contribution from AGNs. The minimal (or no contribution) model has the maximum stellar mass, moderate contribution results in an intermediate mass, and maximum contribution of AGNs cause the stellar mass to drop to the minimum value.

J. F. W. Baggen et al. (2024) fit all light profiles with J. L. Sérsic (1963) profiles that have indices of $n = 1.5$. These galaxies are very compact systems with effective radii on the order of 100 pc with large uncertainties.⁷ We adopted the moderate mass model with a conservative effective radius value of 100 pc for our reference models. The SMBH masses are adopted from B. Wang et al. (2024), for the intermediate galaxy mass scenario. For comparison, the stellar masses of the LRDs analyzed by recent works (I. Labbe et al. 2025; D. D. Kocevski et al. 2024; M. Xiao et al. 2025) are consistent with our models. Furthermore, there is emerging evidence of precursors to LRD mergers; T. S. Tanaka et al. (2024) discovered three dual LRD candidates.

Table 1 shows the key parameters for our initial galaxy models derived from the properties of RUBIES. Figure 1 shows the initial volume (top panel) and surface density profiles (bottom panel) of our galaxy models. Models 49140M and 55604M are not plotted because they have exactly the same profiles as galaxies 49140 and 55604A, respectively. The only difference lies in the mass of

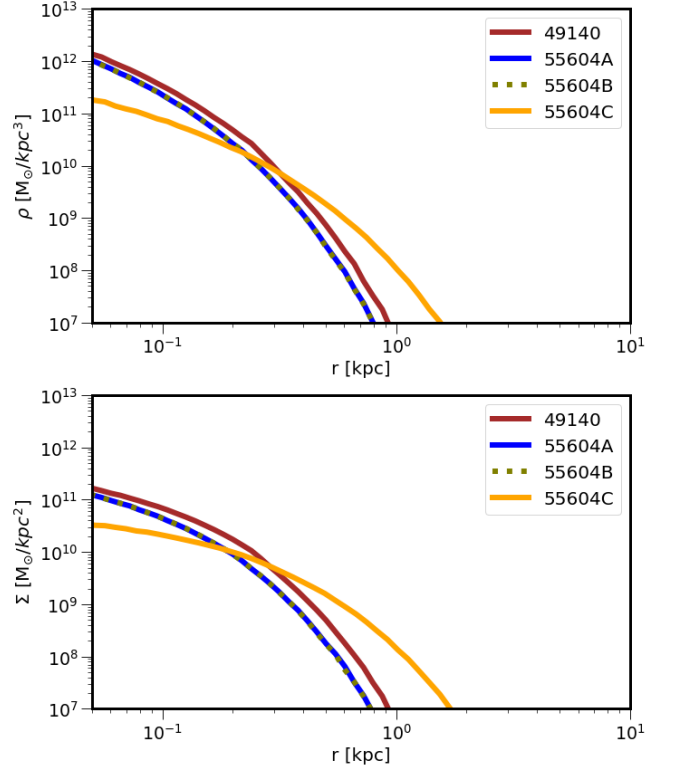


Figure 1. Initial volume density (ρ) profiles of our galaxy models (top panel) and surface stellar density (Σ_{\star}) profiles of the same (bottom panel).

their central SMBHs, which are 10% of their host galaxy masses. The model with a larger effective radius has both a lower volume and a lower surface density.

Table 2 presents the parameters and progenitors of our galaxy merger runs. We explore the effect of different impact parameters of the orbits, and mass ratios of merging galaxies and SMBHs in our runs. We placed the two galaxies on eccentric orbits at an initial apocenter separation of 1 kpc, which is roughly 10 times the effective radius of the progenitor galaxies. The pericenter approach is set to be 100 pc for all runs except for run M2, where two centers are about 500 pc away during their first closest approach.

We use direct N -body code ϕ -GPU (P. Berczik et al. 2011, 2013) to run our galaxy merger simulations. For pairwise forces, we applied 0.1 pc softening between stellar particle interactions and 0.001 pc for star–SMBH interactions, while SMBH–SMBH interactions are calculated with zero softening. We incorporate post-Newtonian (PN) terms up to 2.5PN order in the equations of motion for the SMBH binary to accommodate relativistic effects. In particular, energy loss by gravitational waves is taken care of by 2.5PN terms (L. Blanchet 2006).

⁷ These extremely small sizes for $z = 7$ galaxies are considerably smaller than simulations predicted prior to the launch of JWST (M. A. Marshall et al. 2020).

Table 2. Galaxy Merger Parameters

Run	Gal1	Gal2	b (pc)	q_{gal}	q_{\bullet}	s $\left(\frac{\text{pc}^{-1}}{\text{Myr}}\right)$	T_{merge} (Myr)
(1)	(2)	(3)	(4)	(5)	(6)	(7)	(8)
M1	49140	55604A	200	0.6	0.6	0.061	393
M2	49140	55604A	500	0.6	0.6	0.021	794
M3	49140	55604B	200	0.6	0.06	0.152	125
M4	49140	55604C	200	0.6	0.6	0.035	428
M5	49140M	55604M	200	0.6	0.6	0.019	532

NOTE— Column (1): Galaxy merger run. Column (2): Primary galaxy. Column (3): Secondary galaxy. Column (4): Impact parameter (in pc). Column (5): Secondary-to-primary galaxy mass ratio. Column (6): Secondary-to-primary SMBH mass ratio. Column (7): The hardening rate (in $\text{pc}^{-1} \text{Myr}^{-1}$). Column (8): Merger time for SMBHs (in Myr).

3. SMBH BINARY DYNAMICS

We show a detailed analysis of all our runs in the four-panel plot presented in Figure 2.

3.1. SMBH Separation During Galaxy Mergers

During the initial phase of galaxy mergers, the SMBH separations follow the relative distance between the centers of the two galaxies (Figure 2, top left panel). We have chosen two sets of orbits, four of our runs (namely, M1, M3, M4, and M5) follow an eccentric orbit where the initial pericenter of the merging galaxies is close to 100 pc, which is similar to the effective radii of the merging galaxies. We notice that after the first pericenter passage, the orbits shrink quickly as the galaxies lose energy due to dynamical friction and violent relaxation, and the galaxies merge subsequently after a few pericenter passages.

For M4, where the secondary galaxy had an effective radius that was three times larger, we witness a relatively prolonged galaxy merger time. For run M2, we increased the impact parameter such that the two merging galaxies have a first pericenter separation of 500 pc, which is well outside the effective radii of the merging galaxies, which slows down the energy loss, and hence prolongs the galaxy merger time. Overall, the galaxy merger times range from 7–12 Myr.

3.2. SMBH Separation Until Their Coalescence

The complete evolution of the separation between the SMBHs during the galaxy mergers and until the eventual coalescence of the SMBHs in our merger runs is presented in the top right panel of Figure 2. In this extension to the range presented in the top left panel, the simulation runs begin to distinguish themselves through stellar and post-Newtonian hardening.

3.3. Inverse Semimajor Axis Evolution

The bottom left panel of Figure 2 traces the complete evolution of the inverse semimajor axis ($1/a$) of each SMBH binary system (a measure of the SMBH binary binding energy) once the two SMBHs are bound. We notice different tracks for the $1/a$ evolution of the SMBH binaries in our runs. We fit straight lines to $1/a$ in the linear regime to determine the hardening rate, $s = d(1/a)/dt$. Table 2 shows the hardening rates for all our models. Model M3 has the highest hardening rate ($s = 0.152 \text{ pc}^{-1} \text{ Myr}^{-1}$) because it has the least massive secondary and it is easier to extract the energy from less massive binaries. The binary SMBH in the M3 run also has the highest eccentricity, which further helps the SMBHs to merge in a relatively short time span, ~ 100 Myr.

For the case of SMBHs with comparable masses, run M1 shows the highest hardening rate ($s = 0.0613 \text{ pc}^{-1} \text{ Myr}^{-1}$), and also a relatively high eccentricity, resulting in a faster merger time. For run M4, we noticed a lower hardening rate ($s = 0.035 \text{ pc}^{-1} \text{ Myr}^{-1}$), together with a lower value of eccentricity that results in a longer merger time for its SMBHs. The binary SMBH in the M2 run has the lowest value of $s = 0.021 \text{ pc}^{-1} \text{ Myr}^{-1}$ for cases where the mass of the SMBH is 5% of the total mass of the galaxy and is the run with the least eccentric orbit among the merging galaxy runs. The lowest hardening rate combined with the lowest value of eccentricity means that the SMBH binary takes the longest to merge in the M2 merger. The run M5 hosts the binary with the most massive SMBHs and the lowest value of $s = 0.019 \text{ pc}^{-1} \text{ Myr}^{-1}$.

3.4. Eccentricity Evolution

The eccentricities of the SMBH binaries in our galaxy merger runs are presented in the bottom right panel of Figure 2. Runs M1, M3, M4, and M5 initially had more eccentric orbits, whereas run M2 had a less eccentric orbit for merging galaxies. We notice that in run M1, the SMBH binary forms with a mild eccentricity ($e \sim 0.4$), which grows slightly and attains a value of $e \sim 0.55$ in the hard binary regime before gravitational waves take over in the final phase, resulting in the circularization of the orbit. Run M2, which had a less eccentric orbit for merging galaxies, hosts an SMBH binary that is close to circular.

For run M3, where the secondary SMBH is 16 times less massive than the primary one, we observe a high eccentricity ($e \sim 0.8$) for the binary. A high eccentricity value for the cases where the binary has a high mass ratio between SMBHs has been previously reported both in isolated galaxy models and in galaxy mergers (M. Iwa-

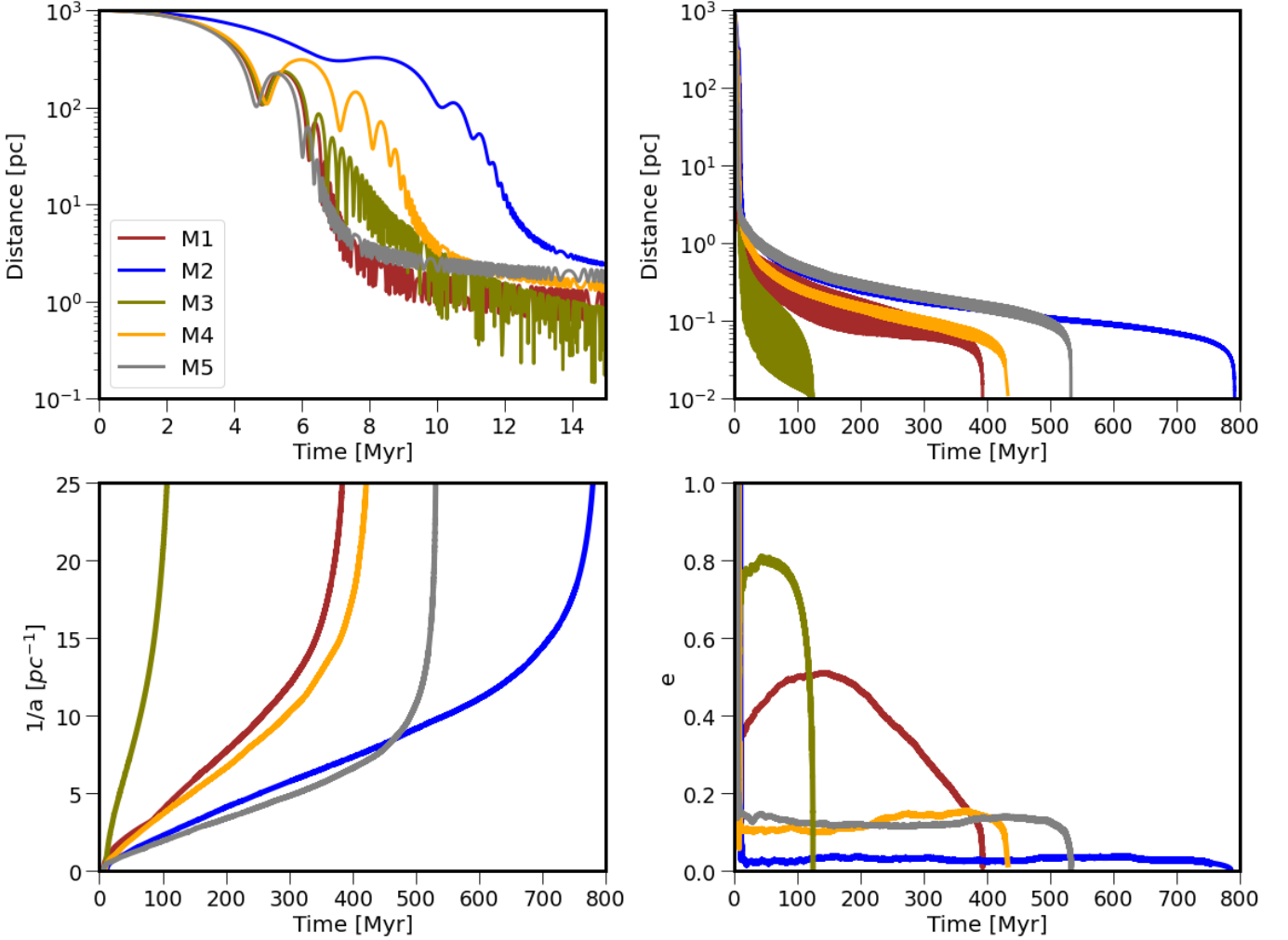


Figure 2. SMBH binary parameters for our galaxy merger study with five different simulation runs. Top left panel: separation of the pair of SMBHs as the galaxies merge during the initial phase of their runs. Top right panel: the complete evolution of the separation between SMBHs as they pair and merge, driven by dynamical friction, 3-body scattering and gravitational-wave emission. Bottom left panel: the inverse semimajor axis of each SMBH binary system as a function of time. Bottom right panel: the eccentricity evolution of the SMBH binaries.

sawa et al. 2011; F. M. Khan et al. 2015). Finally, SMBH binaries form and retain a low eccentricity of $e \sim 0.1$ for runs M4 and M5. This eccentricity behavior is consistent with our earlier findings, in which we witness low eccentricity binaries in mergers of dense systems (F. M. Khan et al. 2012, 2018).

3.5. Gravitational-wave Recoil

During the final phase of their mergers in a binary system, SMBHs emit gravitational waves asymmetrically, resulting in recoil of the coalesced SMBH. The recoil velocities can reach up to 5,000 km/s (C. O. Lousto & J. Healy 2019) for maximally spinning and mis-aligned SMBHs. Non-spinning SMBHs tend to recoil with a smaller velocity of ~ 100 km/s. It has been shown in earlier studies that SMBH recoils can contribute to core

formation in low- z ellipticals (N. Khonji et al. 2024; A. Rawlings et al. 2025).

Following the coalescence of SMBHs in our simulations, we place the SMBH with the combined mass of merging black holes in the binary at the binary center of mass and give it a recoil velocity in the xy -plane with a moderate value of 600 km/s. We evolve the system further in time with the recoiling SMBH until it settles back at the center assisted by dynamical friction. Here, this process takes about 10–30 Myr.

4. PROPERTIES OF THE MERGING GALAXY SYSTEMS

In Figure 3, we explore the evolution in the profiles of the newly formed galaxies following their mergers. For reference, we also consider the $T = 0$ (steady-state)

profiles of the primary progenitor galaxy (black lines). The left column presents the cumulative mass profile of the merged system approximately from the time of the SMBH binary formation to the final coalescence of the SMBHs. We notice a significant drop in mass in the central few hundred parsecs for all our merger models except for M3, where the secondary is the least massive and also merges in a relatively shorter time span of about 100 Myr.

The middle and right columns display the projected (Σ_*) and volume (ρ) densities, respectively. We notice that Σ_* drops by almost an order of magnitude from $10^6 M_\odot \text{pc}^{-2}$ to $10^5 M_\odot \text{pc}^{-2}$ in all cases, except when the secondary SMBH is 16 times less massive than the primary. However, for this specific case, the evolution is minimal because of two primary reasons: (i) the smaller mass of the secondary makes it less efficient at core scouring, and (ii) the SMBH binary has a shorter coalescence time as a result of its higher eccentricity. The volume density profiles follow a very similar trend with more prominent flattening toward the center when compared to that of the surface density.

As a proxy of effective radius, we plotted how the (three-dimensional) half-mass radius ($R_{1/2}$) changes as SMBH binaries remove mass from the center of their host galaxy (see the top panel of Figure 4). We notice an abrupt increase in $R_{1/2}$ around the binary formation time when the SMBH binary slingshots stellar particles, interacting with them on a dynamical timescale. As the immediate region around the SMBH is largely scoured, we see a familiar mass exodus during the hard binary phase by centrophilic orbits (J. Miralda-Escudé & M. Schwarzschild 1989; F. M. Khan et al. 2011; A. Gualandris & D. Merritt 2012; A. Rantala et al. 2018), resulting in a gradual increase of $R_{1/2}$. The longer an SMBH binary spends in the 3-body scattering stage, the more damage it exerts.

As the SMBHs merge and the remnant SMBH recoils, we witness an additional increase in $R_{1/2}$ that ranges from 100–300 pc, except for the M3 run, which has a minor merger of the SMBHs. In our simulations, recoiling SMBHs drive the expansion of $R_{1/2}$ on relatively short timescales of a few tens of Myr as they settle back to the centers, facilitated by the high densities of their host galaxies. This is in contrast to the Gyr recoil timescales observed in low- z ellipticals. We note that the total increase in $R_{1/2}$ caused by the three-body scattering and SMBH recoil is from a factor of two to a factor of seven, where the former case is for the least massive secondary (run M3). The blue circle (A. C. Carnall et al. 2023) and the orange star (A. de Graaff et al. 2024) in Figure 4 show the observed $R_{1/2}$ for quiescent galaxies at lower

redshifts with masses similar to those used for LRDs in our studies.

We estimate the stellar surface density as $\Sigma_{R_{1/2}} = M_*/\pi R_{1/2}^2$, where M_* is the stellar mass enclosed within the half-mass radius, as shown in the bottom panel of Figure 4. Note the considerable drop in surface density, by a factor of 3–10, for comparable mass ratio SMBH binaries. These changes mirror the changes shown for the half-mass radii in the top panel. When considering the additional effect of GW recoil, we see both runs M2 and M5 decrease their initial densities by more than an order of magnitude in much less than a Gyr of evolution. If we compare these sizes and densities to the M_\bullet – $R_{1/2}$ (N. Sahu et al. 2020, Fig. 12) and M_\bullet – $\Sigma_{R_{1/2}}$ (N. Sahu et al. 2022, Fig. 6) relations for local elliptical galaxies, we find that all our simulations start with very overmassive black holes; core scouring brings the galaxies closer to the local relation, but still remain overmassive.

5. DISCUSSION

In this study, we performed a suite of galaxy merger simulations to investigate the coevolution of LRDs and their central SMBHs. Following the galaxy merger, we evolved the SMBH binary evolution until coalescence by taking into account post-Newtonian gravitational terms up to the 2.5 order (the dominant gravitational wave term) for the binary equation of motion in the relativistic regime. As the SMBHs binaries coalesced, we gave the remnant SMBH a moderate recoil velocity and evolved the system until it settled in the galactic center. We analyzed the impact of SMBH binary evolution and recoil on the host galaxies by analyzing the merger remnant profiles. We demonstrated that SMBH dynamics provide a robust mechanism for transforming high-redshift ($z \gtrsim 6$) galaxies into local elliptical galaxies with lower central densities. In the following, we discuss and summarize our key findings.

5.1. The Impact of the SMBH Binary and Gravitational Wave Recoil on Host Galaxies

The primary result of our study reveals that core scouring is a powerful mechanism to catalyze the evolution of LRDs into lower-redshift elliptical galaxies. Our simulations demonstrate that the three-body slingshot effect during the inspiral of a SMBH binary into the dense central environment of LRDs, coupled with SMBH recoil induced by gravitational wave emission, will naturally eject a considerable amount of mass from the galactic core and lead to a noticeable decrease in central stellar density by an order of magnitude. Together, these processes increase the half-mass radius by a factor of 3–7 and reduce the central stellar surface density by

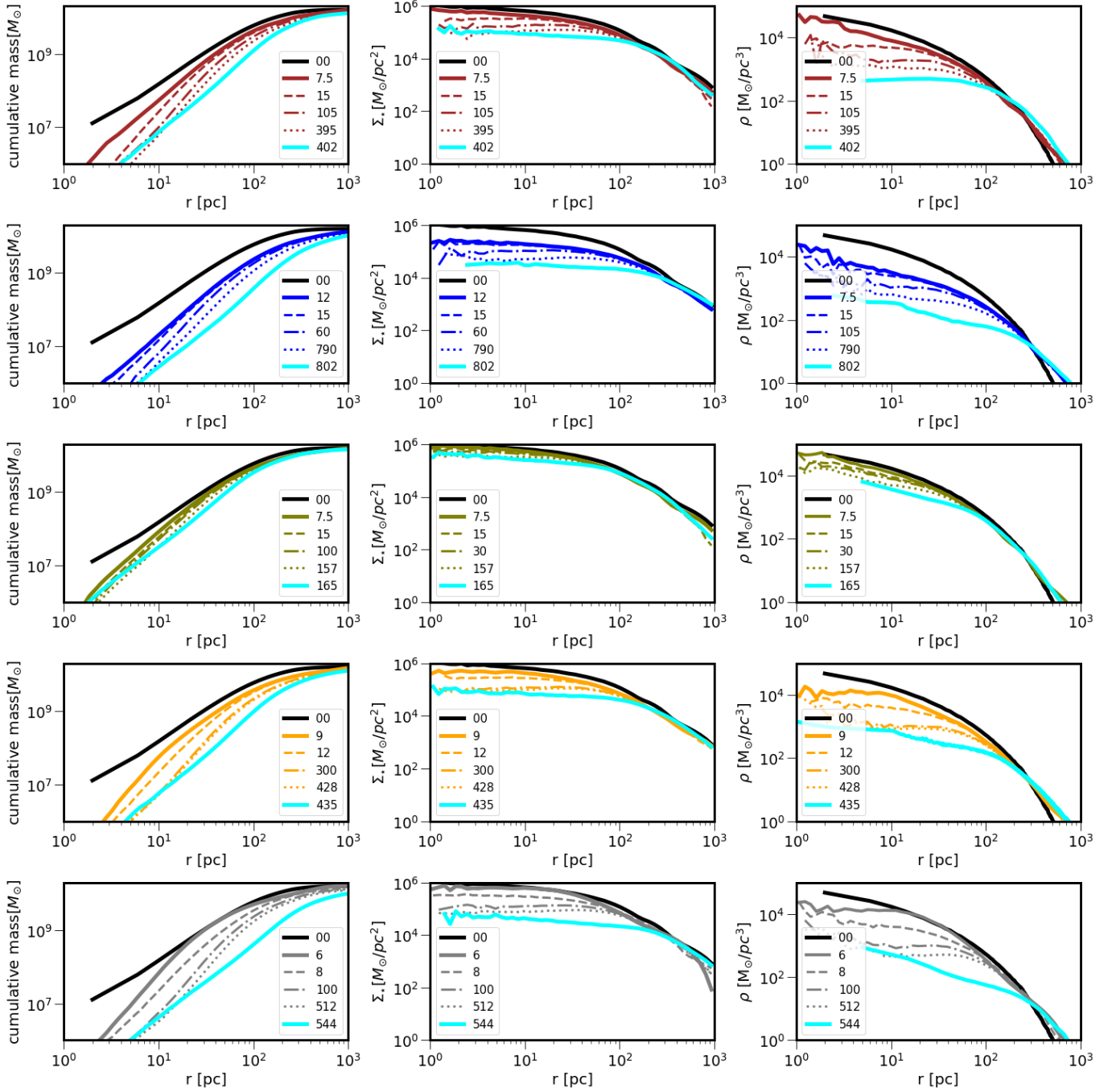


Figure 3. Evolution of galaxy profiles in merger products (from the top to bottom rows: M1, M2, M3, M4, and M5) across the times of binary formation, hard binary formation, and gravitational wave-dominated phases at the time of SMBH coalescence. Profiles include cumulative mass (left column), surface stellar density (Σ_* , middle column), and volume density (ρ , right column) at selected times (in Myr). The start of each simulation is depicted as a black line (—) and the gravitational wave kick is always represented with a cyan line (—).

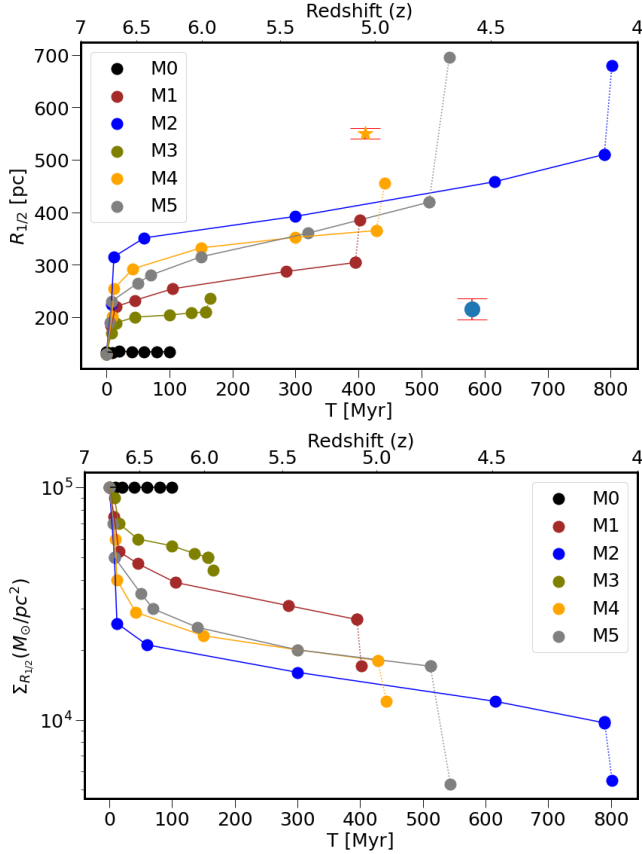


Figure 4. Time/redshift evolution of half-mass radii and surface densities within the half-mass radius for our various models. The dotted lines always represent the evolution following the GW kick. Top: time (T) evolution of the half-mass radii ($R_{1/2}$) of the newly formed galaxies resulting from mergers. The half-mass radii increase as the SMBHs scour the central regions of their coalesced host galaxies and deposit mass into larger radii. M0 is our stability run, and we witness that the half-mass radii at $T \sim 100$ Myr remains practically unchanged. The \bullet (A. C. Carnall et al. 2023) and \star (A. de Graaff et al. 2024) symbols depict the observed half-light radii for quiescent galaxies with masses similar to those used for our simulations. Bottom: the surface density within the half-mass radius ($\Sigma_{R_{1/2}}$) plotted as a function of time.

an order of magnitude. The timescale of this transformation is typically ~ 400 – 800 Myr, which allows LRDs to transform into low- z elliptical galaxies by $z = 4$ – 5 (~ 800 Myr).

5.2. SMBH Mergers vs. Galaxy Mergers

Our simulations reveal that when it comes to the mechanism governing the transformation of LRDs into less dense ancestors of modern-day ellipticals, it is the SMBHs that are paramount, not the galaxies. The overarching result of our five merger runs is that a nearly-equal SMBH mass ratio is required to efficiently scour

out the cores of dense LRDs. In contrast, the particular properties of the merging galaxies or the specifics of their orbital parameters are far less consequential in transforming LRDs. This imbalance of importance between galaxies and SMBHs may help explain why we do not observe extant LRDs in the local Universe.

If the opposite were true (i.e., galaxy properties being more important than the SMBHs), the elimination of LRDs might not have been as complete. In the early Universe ($z \sim 7$), the slope of the galaxy stellar mass function was steep, i.e., less massive galaxies were more abundant than more massive galaxies (see A. Grazian et al. 2015, Fig. 6). Therefore, if a high secondary-to-primary galaxy mass ratio was needed to transform LRDs, then we might expect that LRDs would survive most encounters. Although, new results from the *JWST* are beginning to find that LRDs may live in a flatter high-mass part of the galaxy stellar mass function (see A. Weibel et al. 2024, Fig. 6). Nonetheless, we postulate that as long as the merger of an LRD with another galaxy results in the major merger of SMBHs, the density of the central region of the LRD will be significantly depleted, and the material will be driven toward the outer regions of the galaxy, increasing half-mass radius, and effectively ending its status as an LRD.

5.3. Implications for Gravitational-wave Astronomy

The finding that SMBH mergers are needed to transform LRDs into present-day galaxies, and that these mergers take place rapidly, implies a higher-than-anticipated black hole merger rate at $z \gtrsim 4$ and a subsequently louder gravitational wave sky. The inspiral of binary 10^8 – $10^9 M_{\odot}$ black holes featured here emit squarely in the ultra-low-frequency regime probed by pulsar timing arrays, although they would be too distant to individually resolve (M. Kramer & D. J. Champion 2013; R. N. Manchester et al. 2013; M. A. McLaughlin 2013). In fact, these sources may have contributed to the recent pulsar timing detection of a louder-than-expected gravitational wave background (G. Agazie et al. 2023). The actual mergers of these black hole binaries would occur in the frequency window between pulsar timing and space-based gravitational wave detectors, such as the Laser Interferometer Space Antenna (LISA), an ESA/NASA mission set to launch in 2035 (P. Amaro-Seoane et al. 2023). If the black hole masses were $\lesssim 10^7 M_{\odot}$, as in model 55604B, LISA would be able to observe the merger with signal-to-noise ratios in the hundreds, which would enable measurement of properties such as mass ratio, spin, and spin orientation, which are thought to constrain black seed formation and early growth scenarios (M. Colpi et al. 2024). Indeed, an early

census has identified an overabundance of lower-mass black holes beyond $z > 4$ (e.g. R. Maiolino et al. 2024; A. J. Taylor et al. 2024; J. Li et al. 2025).

6. CONCLUSIONS





Our findings highlight the pivotal role that SMBH dynamics may play in resolving the tension between the extreme central densities of LRDs and the properties of low-redshift elliptical galaxies. The preponderance of massive black holes in the LRD epoch may point to their necessity in early galaxy assembly. Our simulations prove that while galaxies assemble through major mergers, the SMBHs coalesce by ablating the stellar core, and as GW recoil kicks the newly-merged SMBH out of the core, the central density drops even more. By the end of our simulations, the effective radii, central surface, and 3D densities of the merger remnants reach values that are in line with galaxy observations at intermediate-to-low redshifts. These processes work on the right spatial and temporal scales to transform the centers of these extreme objects into more plausible low-redshift decedents.

ACKNOWLEDGMENTS

This material is based on work supported by Tamkeen under the NYU Abu Dhabi Research Institute grant CASS. This research has used NASA’s Astrophysics Data System. This research was carried out on the high-performance computing resources at New York University Abu Dhabi.

Software: ϕ -GPU (P. Berczik et al. 2011, 2013), Matplotlib (J. D. Hunter 2007), NumPy (C. R. Harris et al. 2020), Pandas (W. McKinney 2010), Python (G. Van Rossum & F. L. Drake 2009)

ORCID IDS

Fazeel Mahmood Khan 
<https://orcid.org/0000-0002-5707-4268>
 Benjamin L. Davis 
<https://orcid.org/0000-0002-4306-5950>
 Andrea Valerio Macciò 
<https://orcid.org/0000-0002-8171-6507>
 Kelly Holley-Bockelmann 
<https://orcid.org/0000-0003-2227-1322>

REFERENCES

- Agazie, G., Anumalapudi, A., Archibald, A. M., et al. 2023, *ApJL*, **951**, L8
- Akins, H. B., Casey, C. M., Berg, D. A., et al. 2025, *ApJL*, **980**, L29
- Amaro-Seoane, P., Andrews, J., Arca Sedda, M., et al. 2023, *Living Reviews in Relativity*, **26**, 2
- Ananna, T. T., Bogdán, Á., Kovács, O. E., Natarajan, P., & Hickox, R. C. 2024, *ApJL*, **969**, L18
- Arora, N., Courteau, S., Maccio, A., et al. 2024, in IAU General Assembly, 792
- Baggen, J. F. W., van Dokkum, P., Brammer, G., et al. 2024, *ApJL*, **977**, L13
- Bellovary, J. 2025, *arXiv e-prints*, [arXiv:2501.03309](https://arxiv.org/abs/2501.03309)
- Berczik, P., Spurzem, R., Wang, L., Zhong, S., & Huang, S. 2013, in Third International Conference "High Performance Computing", 52–59
- Berczik, P., Nitadori, K., Zhong, S., et al. 2011, in International conference on High Performance Computing, 8–18
- Blanchet, L. 2006, *Living Reviews in Relativity*, **9**, 4
- Bogdán, Á., Goulding, A. D., Natarajan, P., et al. 2024, *Nature Astronomy*, **8**, 126
- Carnall, A. C., McLure, R. J., Dunlop, J. S., et al. 2023, *Nature*, **619**, 716
- Colpi, M., Danzmann, K., Hewitson, M., et al. 2024, *arXiv e-prints*, [arXiv:2402.07571](https://arxiv.org/abs/2402.07571)
- Damjanov, I., McCarthy, P. J., Abraham, R. G., et al. 2009, *ApJ*, **695**, 101
- Davis, B. L., Graham, A. W., & Cameron, E. 2018, *ApJ*, **869**, 113
- . 2019, *ApJ*, **873**, 85
- Davis, B. L., Graham, A. W., & Seigar, M. S. 2017, *MNRAS*, **471**, 2187
- de Graaff, A., Setton, D. J., Brammer, G., et al. 2024, *Nature Astronomy*
- Ferrarese, L., & Merritt, D. 2000, *ApJL*, **539**, L9
- Furtak, L. J., Secunda, A. R., Greene, J. E., et al. 2025, *arXiv e-prints*, [arXiv:2502.07875](https://arxiv.org/abs/2502.07875)
- Gebhardt, K., Bender, R., Bower, G., et al. 2000, *ApJL*, **539**, L13
- Goulding, A. D., Greene, J. E., Setton, D. J., et al. 2023, *ApJL*, **955**, L24
- Graham, A. W. 2004, *ApJL*, **613**, L33
- Graham, A. W., & Sahu, N. 2023, *MNRAS*, **518**, 2177
- Grazian, A., Fontana, A., Santini, P., et al. 2015, *A&A*, **575**, A96
- Greene, J. E., Labbe, I., Goulding, A. D., et al. 2024, *ApJ*, **964**, 39
- Gualandris, A., & Merritt, D. 2012, *ApJ*, **744**, 74

- Håring, N., & Rix, H.-W. 2004, *ApJL*, 604, L89
- Harris, C. R., Millman, K. J., van der Walt, S. J., et al. 2020, *Nature*, 585, 357
- Hon, D. S. H., Graham, A. W., Davis, B. L., & Marconi, A. 2022, *MNRAS*, 514, 3410
- Hunter, J. D. 2007, *Computing in Science and Engineering*, 9, 90
- Inayoshi, K. 2025, <https://arxiv.org/abs/2503.05537>
- Iwasawa, M., An, S., Matsubayashi, T., Funato, Y., & Makino, J. 2011, *ApJL*, 731, L9
- Khan, F. M., Berczik, P., & Just, A. 2018, *A&A*, 615, A71
- Khan, F. M., Holley-Bockelmann, K., & Berczik, P. 2015, *ApJ*, 798, 103
- Khan, F. M., Just, A., & Merritt, D. 2011, *ApJ*, 732, 89
- Khan, F. M., Preto, M., Berczik, P., et al. 2012, *ApJ*, 749, 147
- Khonji, N., Gualandris, A., Read, J. I., & Dehnen, W. 2024, *ApJ*, 974, 204
- Kocevski, D. D., Onoue, M., Inayoshi, K., et al. 2023, *ApJL*, 954, L4
- Kocevski, D. D., Finkelstein, S. L., Barro, G., et al. 2024, *arXiv e-prints*, [arXiv:2404.03576](https://arxiv.org/abs/2404.03576)
- Kokubo, M., & Harikane, Y. 2024, *arXiv e-prints*, [arXiv:2407.04777](https://arxiv.org/abs/2407.04777)
- Kramer, M., & Champion, D. J. 2013, *Classical and Quantum Gravity*, 30, 224009
- Labbe, I., Greene, J. E., Bezanson, R., et al. 2025, *ApJ*, 978, 92
- Li, B., Holley-Bockelmann, K., & Khan, F. M. 2015, *ApJ*, 811, 25
- Li, J., Silverman, J. D., Shen, Y., et al. 2025, *ApJ*, 981, 19
- Li, Z., Inayoshi, K., Chen, K., Ichikawa, K., & Ho, L. C. 2025, *ApJ*, 980, 36
- Lin, R., Zheng, Z.-Y., Jiang, C., et al. 2025, *ApJL*, 980, L34
- Lousto, C. O., & Healy, J. 2019, *PhRvD*, 100, 104039
- Magorrian, J., Tremaine, S., Richstone, D., et al. 1998, *AJ*, 115, 2285
- Maiolino, R., Scholtz, J., Curtis-Lake, E., et al. 2024, *A&A*, 691, A145
- Manchester, R. N., Hobbs, G., Bailes, M., et al. 2013, *PASA*, 30, e017
- Marconi, A., & Hunt, L. K. 2003, *ApJL*, 589, L21
- Marshall, M. A., Ni, Y., Di Matteo, T., et al. 2020, *MNRAS*, 499, 3819
- Marshall, M. A., Yue, M., Eilers, A.-C., et al. 2024, *arXiv e-prints*, [arXiv:2410.11035](https://arxiv.org/abs/2410.11035)
- Matthee, J., Naidu, R. P., Brammer, G., et al. 2024, *ApJ*, 963, 129
- McKinney, W. 2010, in *Proceedings of the 9th Python in Science Conference*, ed. Stéfan van der Walt & Jarrod Millman, 56 – 61
- McLaughlin, M. A. 2013, *Classical and Quantum Gravity*, 30, 224008
- Merritt, D. 2006, *ApJ*, 648, 976
- Merritt, D., & Poon, M. Y. 2004, *ApJ*, 606, 788
- Miralda-Escude, J., & Schwarzschild, M. 1989, *ApJ*, 339, 752
- Nasim, I. T., Gualandris, A., Read, J. I., et al. 2021, *MNRAS*, 502, 4794
- Natarajan, P., Pacucci, F., Ricarte, A., et al. 2024, *ApJL*, 960, L1
- Rantala, A., Johansson, P. H., Naab, T., Thomas, J., & Frigo, M. 2018, *ApJ*, 864, 113
- Rawlings, A., Keitaanranta, A., Mattern, M., et al. 2025, *MNRAS*, 537, 3421
- Sahu, N., Graham, A. W., & Davis, B. L. 2019a, *ApJ*, 887, 10
- . 2019b, *ApJ*, 876, 155
- . 2020, *ApJ*, 903, 97
- . 2022, *ApJ*, 927, 67
- Sérsic, J. L. 1963, *Boletín de la Asociación Argentina de Astronomía La Plata Argentina*, 6, 41
- Sun, Y., Rieke, G. H., Lyu, J., et al. 2025, *arXiv e-prints*, [arXiv:2503.03675](https://arxiv.org/abs/2503.03675)
- Tanaka, T. S., Silverman, J. D., Shimasaku, K., et al. 2024, *arXiv e-prints*, [arXiv:2412.14246](https://arxiv.org/abs/2412.14246)
- Taylor, A. J., Finkelstein, S. L., Kocevski, D. D., et al. 2024, *arXiv e-prints*, [arXiv:2409.06772](https://arxiv.org/abs/2409.06772)
- Teyssier, R., Moore, B., Martizzi, D., Dubois, Y., & Mayer, L. 2011, *MNRAS*, 414, 195
- Van Rossum, G., & Drake, F. L. 2009, *Python 3 Reference Manual* (Scotts Valley, CA: CreateSpace)
- Volonteri, M., Trebitsch, M., Greene, J. E., et al. 2024, *arXiv e-prints*, [arXiv:2408.12854](https://arxiv.org/abs/2408.12854)
- Wang, B., Leja, J., de Graaff, A., et al. 2024, *ApJL*, 969, L13
- Weibel, A., Oesch, P. A., Barrufet, L., et al. 2024, *MNRAS*, 533, 1808
- Williams, C. C., Alberts, S., Ji, Z., et al. 2024, *ApJ*, 968, 34
- Xiao, M., Oesch, P. A., Bing, L., et al. 2025, *arXiv e-prints*, [arXiv:2503.01945](https://arxiv.org/abs/2503.01945)
- Yue, M., Eilers, A.-C., Ananna, T. T., et al. 2024, *ApJL*, 974, L26