

A Beam Search Based Parallel Algorithm for the Two-Dimensional Strip Packing Problem

Yajie Wen^{a,1}, Defu Zhang^{b,*,2}

Xiamen University, Siming south street 443, Xiamen, 361000, Fujian, China

ARTICLE INFO

Keywords:
Two-dimensional strip-packing
Heuristic
Beam search algorithm

ABSTRACT

This paper introduces BSPA, a parallel algorithm that leverages beam search to address the two-dimensional strip packing problem. The study begins with a comprehensive review of existing approaches and methodologies, followed by a detailed presentation of the BSPA algorithm. Experimental results demonstrate the effectiveness of the proposed method. To facilitate further research, both the code and datasets are publicly available.

1. Introduction

Given a set of n rectangular boxes and a container with a fixed width W and infinite length, the two-dimensional strip packing (2DSP) problem involves arranging all the boxes within the container such that the total length used by the boxes is minimized.

The two-dimensional strip packing problem is widely applied in industries such as metal processing, wood processing, glass manufacturing, and furniture production, where it is necessary to cut various shapes and sizes of small parts from large sheets of raw material. The 2DSP problem helps optimize cutting plans, enhancing raw material utilization and minimizing waste. For example, different components such as table tops and chair legs must be cut from standardized wood boards in furniture manufacturing. By applying an effective two-dimensional strip packing algorithm, the optimal cutting sequence and layout can be determined.

The 2DSP problem can be classified into four categories based on whether box rotation is allowed and whether guillotine cuts are required. Moreover, guillotine refers to a type of cut where the cutting action spans from one side to the other:

- RF: Rotation is allowed, and no guillotine cut is required.
- RG: Rotation is allowed, and a guillotine cut is required.
- OF: Rotation is forbidden, and no guillotine cut is required.
- OG: Rotation is forbidden, and a guillotine cut is required.

This paper explicitly addresses the RF and OF cases, which require a guillotine cut, and considers the constraints on box rotation.

^{**}Corresponding author

✉ 23020201153806@stu.xmu.edu.cn (Y. Wen); dfzhang@xmu.edu.cn (D. Zhang)

Zhang)

ORCID(s): 0009-0004-2053-0583 (Y. Wen)

1.1. Related work

The two-dimensional strip packing problem (2DSP) has garnered significant attention over several decades due to its theoretical complexity (NP-hard) and practical importance in logistics, manufacturing, and resource optimization. Existing approaches to solving the 2DSP can be categorized into three primary paradigms: exact algorithms, heuristic algorithms, and emerging machine learning-based methods. The subsequent section offers a comprehensive overview of key advancements within each category.

1.2. Exact algorithms

Early research on the two-dimensional strip packing problem (2DSP) primarily focused on exact algorithms to guarantee optimal solutions, albeit at significant computational cost. Over time, these exact approaches were refined. Hifi (1998) combined branch-and-bound with dynamic programming, while Martello et al. (2003) and Kenmochi et al. (2009) developed specialized branch-and-bound algorithms tailored specifically for the 2DSP. Côté et al. (2014) introduced column generation to obtain exact solutions. To address guillotine constraints, Messaoud et al. (2008) proposed polynomial-time feasibility checks, and Fleszar (2016) further advanced the concept of stage-unrestricted guillotine cutting.

Efforts to reduce computational costs through parallelization were also explored. Bāk et al. (2011) proposed a parallel branch-and-bound algorithm, and Boschetti and Montaletti (2010) developed reduction procedures aimed at enhancing efficiency. Despite these advancements, exact methods remain impractical for large-scale instances due to their exponential time complexity.

While exact algorithms provide theoretical rigour, they primarily apply to small-scale or highly constrained instances, as their computational demands become prohibitively high for larger problem sizes.

1.3. Heuristic algorithms

Heuristic methods have become the predominant approach for solving the two-dimensional strip packing problem, offering a practical balance between computational efficiency and solution quality. Early contributions by Baker

et al. (1980) introduced the Bottom-Up Left-Justified (BL) algorithm, which laid the foundation for approximation bounds in packing problems. This seminal work was further refined by Chazelle (1983), who optimized the bottom-left heuristic to enhance the efficiency of placement reporting. Building upon the BL algorithm, subsequent studies introduced several noteworthy variants. Liu and Teng (1999) improved packing density by leveraging permutation-based patterns, while Wei et al. (2011) incorporated greedy selection techniques combined with tabu search, demonstrating the versatility of heuristics in this domain.

A significant advancement in heuristic methods was made by Burke et al. (2004), who proposed a best-fit heuristic for strip packing. This approach was subsequently extended by Aşık and Özcan (2009) and Özcan et al. (2013), who introduced bidirectional niche placement and compound polygon evaluation, further improving the quality of the solutions. The application of genetic algorithms (GAs) as a metaheuristic gained prominence, with Kröger (1995) pioneering their use for rectangle packing problems. Yeung and Tang (2004) later hybridized GAs with a left-fit-bottom heuristic, and Bortfeldt (2006) refined this hybrid approach specifically for strip packing, showcasing the potential of evolutionary algorithms in solving complex packing problems. Iterative heuristics, such as those proposed by Belov et al. (2008) with the SVC and BLR methods and He et al. (2013) with a deterministic heuristic (DHA), have also contributed to the advancement of strip packing techniques.

In parallel, recursive and block-based strategies emerged as effective alternatives. Cui et al. (2008) developed the HRBB algorithm, applying recursive branch-and-bound techniques to the strip packing problem. Building on this, Cui et al. (2013) introduced the Sequential Grouping and Value Correction Procedure (SGVCP), which iteratively refines packing layouts to optimize overall efficiency. Wei et al. (2016) proposed a three-stage intelligent search algorithm that combines greedy, local, and randomized improvement methods, achieving superior performance compared to existing metaheuristic approaches.

The exploration of greedy randomized adaptive search (GRASP) methods also gained traction. Alvarez-Valdés et al. (2008) introduced a reactive GRASP algorithm, which was later refined by Oviedo-Salas et al. (2022), further enhancing the performance of these techniques. Hybrid approaches, such as the Hybrid Heuristic Algorithm (HHA) proposed by Chen et al. (2019), which integrates greedy and local search methods, and adaptive learning enhancements by Raktornirainy and van Vuuren (2020), have further advanced the effectiveness of metaheuristics in solving strip packing problems.

Recent innovations in the field include Zhang et al. (2024), who introduced the Block-Based Heuristic Search Algorithm (BBHSA), optimizing block-level layouts and reducing fragmentation. Grandcolas and Pain-Barre (2022) proposed the PVS strategy, merging local search with exact verification techniques. Additionally, Wei et al. (2017, 2019)

developed the BestFitPack and FirstFitPack algorithms, focusing on bottom-left placement strategies and fitness evaluation to improve packing efficiency.

Together, these studies underscore the continuous development of heuristic and metaheuristic approaches for the two-dimensional strip packing problem. By leveraging problem-specific insights and algorithmic adaptations, these methods have achieved near-optimal solutions in a computationally efficient manner, highlighting the flexibility and effectiveness of heuristics in addressing this challenging optimization problem.

1.4. Machine learning and hybrid approaches

Recent advancements have increasingly focused on leveraging learning-based techniques to address the combinatorial complexity of the two-dimensional strip packing problem. Zhao et al. (2022) applied Q-learning to optimize packing sequences, improving material utilization. Fang et al. (2023) integrated deep reinforcement learning (DRL) with pointer networks, combining Maxrects-BL positioning with sequence optimization to enhance packing efficiency. Neuenfeldt Júnior et al. (2021) introduced a meta-learning approach to select optimal multi-label transformations, further advancing the application of machine learning in solving 2DSP. These studies demonstrate the potential of learning-based methods to tackle the inherent challenges of the problem, offering new avenues for improving solution quality and computational efficiency.

The remainder of the paper is organized as follows: Section 2 presents the proposed beam-search-based approach. Section 3 details the computational experiments conducted to evaluate the algorithm's performance. Finally, Section 4 provides conclusions.

2. Algorithm description

Our algorithm is inspired by the work of Zhang et al. (2024), which reformulates the two-dimensional strip packing problem as a two-dimensional rectangular packing problem (2DRP) with a fixed container size. Our approach decomposes 2DSP into a 2DRP problem and a smaller 2DSP subproblem, employing three beam searches to obtain the final solution. The first beam search packs boxes into a container with a length determined by the total area of all boxes divided by the container width, aiming to obtain an optimal packing configuration directly. The second beam search addresses the remaining unpacked boxes from the first stage, effectively solving a reduced 2DSP problem. The third beam search refines the solution by exploring container lengths within the range from the first container's length to the sum of the lengths of the first and second containers. Let W denote the container's width and S represent the total area of all boxes. The method proposed in this study consists of three main steps: block generation, minimum container filling, and multiple container filling.

Block generation: In this step, rectangular boxes are systematically paired and combined to form larger rectangular blocks.

Minimum container filling: A container C_a is generated with dimensions length S/W and width W . The blocks formed in the previous stage are then used to fill container C_a using the beam search algorithm. The optimal filling configuration, denoted as $bestState_a$, is recorded during this process.

Multiple container filling: If all boxes are successfully packed into C_a according to $bestState_a$, then $bestState_a$ is considered the optimal solution. Otherwise, a new container C_b is generated with a width of W and infinite length. The remaining boxes from the second step are then used to fill container C_b via the beam search algorithm, and the best packing configuration is recorded as $bestState_b$. The filling lengths of the containers in $bestState_a$ and $bestState_b$ are summed to obtain the maximum length, denoted as L_{max} . Subsequently, a series of container lengths L_i are generated within the range $(S/W, L_{max}]$, with a step size of 1. For each L_i , a container C_i with dimensions $L_i \times W$ is created, where i ranges from 1 to $\lceil L_{max} - S/W \rceil$. Finally, the blocks are used to fill each container C_i using the beam search algorithm, and the best packing results are returned after the search is completed. Parallel computing can be used to search for C_i .

2.1. Spatial representation

Before presenting the algorithm, it is necessary to introduce two standard space representation methods: partial and overlapping representations. In partial representation, the spaces are non-overlapping, whereas in overlapping representation, the spaces can intersect. Figure 1 illustrates the partial representation, while Figure 2 shows the overlapping representation. This study adopts the overlapping representation method, with further details on the space update process available in the paper Neveu et al. (2007).

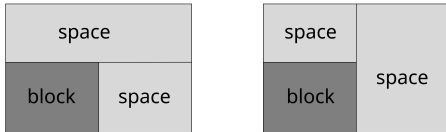


Figure 1: Partial Representation.

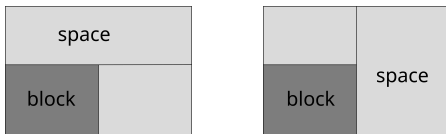


Figure 2: Overlapping Representation.

2.2. Block generation

The block generation approach employed in this study consists of two steps: the simple block generation method, as described in Algorithm 1, and the complex block generation method, outlined in Algorithm 2. A simple block is defined as a block composed of boxes of identical size, while a

complex block is formed by combining multiple simple blocks. The process of creating complex blocks involves joining two simple blocks both lengthwise and widthwise, subject to the following conditions:

- The length and width of the generated block must be smaller than the container's.
- The total number of boxes in the block must not exceed the available boxes.
- The ratio of the area occupied by the boxes in the block to the total area of the block must be at least $minFillRate$.
- The total number of blocks must not exceed $maxNum$.

For the block generation process in the study, the parameters are set as follows: $maxNum = 10000$ and $minFillRate = 1$.

Algorithm 1: simpleBlocks

Input: $boxList$

Output: $blocks$

```

1  $blocks \leftarrow \emptyset$ 
2 for each type of box in  $boxList$  do
3    $boxNum \leftarrow$  The number of boxes of type  $box$ ;
4   for  $x \leftarrow 1$  to  $boxNum$  do
5     for  $y \leftarrow 1$  to  $\lfloor boxNum/x \rfloor$  do
6        $block \leftarrow$  Generates a block of width
7          $x * boxWidth$  and length
8          $y * boxLength$ ;
9       Add  $block$  to  $blocks$ ;
10    end
11  end
12 return  $blocks$ ;

```

2.3. Minimum container filling

Before initiating the minimum container filling process, a runtime for beam search is set, and an initial state, $stateInit$, is generated. This initial state includes a list of remaining spaces, $spaceList$, a list of blocks, $blockList$, the number of available boxes, $avaibox$, and a state score. Initially, the spaces in $spaceList$ correspond to the entire container C_a , $avaibox$ represents the number of boxes of each size, and $blockList$ contains the generated complex blocks.

In the beam search process of this step, starting from $stateInit$, a space is selected from $spaceList$ using the space selection method. Then, w blocks are chosen from $blockList$ using the block selection method. These w blocks are placed into the lower-left corner of the selected space, resulting in w new states. The scores of these new states are computed using a greedy approach, and the best solution, denoted as $bestState_a$, is recorded. Finally, the top w states

Algorithm 2: complexBlocks

Input: $boxList$, $maxNum$, $minFillRate$ **Output:** $blockList$

```
1  $blockList \leftarrow simpleBlocks(boxList)$ ;
2  $pList \leftarrow blockList$ ;
3  $newBlockList \leftarrow \emptyset$ ;
4 while  $|blockList| < maxNum$  do
5    $newBlockList \leftarrow \emptyset$ ;
6   foreach  $block_1 \in pList$  do
7     foreach  $block_2 \in blockList$  do
8        $combinedBlocks \leftarrow Concatenate$ 
9          $block_1$  and  $block_2$  in length and width
10        directions according to the conditions;
11       if  $combinedBlocks$  is not empty then
12         Add all blocks from
13          $combinedBlocks$  to
14          $newBlockList$ ;
15       end
16     end
17   end
18   if  $newBlockList$  is empty then
19     break
20   end
21   foreach  $block \in newBlockList$  do
22     if  $|blockList| < maxNum$  then
23       Add  $block$  to  $blockList$ ;
24     end
25   end
26    $pList \leftarrow newBlockList$ ;
27 end
28 return  $blockList$ ;
```

with the highest scores are selected as the nodes for further expansion. The pseudocode for this process is outlined in Algorithm 3.

Next, the detailed specifics of the algorithm are presented.

Space selection method: Let the coordinate origin be $(0, 0)$, and the lower-left corner of the space be (x, y) . The space to be selected is the one that minimizes the sum $x + y$, i.e., the space closest to the origin.

Block selection method: First, identify all blocks in $blockList$ that can fit within the selected space. Then, calculate the score for each block using the formula in (1). Finally, select the top w blocks based on their scores, prioritising higher-scoring blocks.

$$blockScore = \frac{blockArea}{spaceArea} + \frac{b}{avgHigh} \quad (1)$$

In formula (1), $blockArea$ denotes the area of the block, $spaceArea$ represents the area of the selected space, $avgHigh$ refers to the average length of the remaining boxes after placing the block and b is a parameter.

Generate new states proceeds: Remove the selected space from $spaceList$, add the newly generated spaces

Algorithm 3: minSearch

Input: $stateInit$, $bestState_a$ **Output:** $bestState_a$

```
1  $w \leftarrow 1$ ;
2 while Time Limit Is Reached do
3    $stateList \leftarrow \emptyset$ ;
4   Add  $stateInit$  to  $stateList$ ;
5   while  $stateList$  is not empty do
6      $successors \leftarrow \emptyset$ ;
7     foreach  $state \in stateList$  do
8       if  $state$  equals  $stateInit$  then
9          $succ \leftarrow expand(state, w \times w)$ ;
10      end
11      else
12         $succ \leftarrow expand(state, w)$ ;
13      end
14      Add all states in  $succ$  to  $successors$ ;
15    end
16     $stateList \leftarrow \emptyset$ ;
17    if  $successors$  is not empty then
18      foreach  $state \in successors$  do
19         $greedy(state, bestState_a)$ ;
20      end
21    end
22    Add the top  $w$  states in  $successors$  ranked
23    by score to  $stateList$ ;
24  end
25   $w \leftarrow \sqrt{2} \times w$ ;
26 end
27 return  $bestState_a$ ;
```

resulting from block placement, and update all spaces that overlap with the block. Remove blocks from $blockList$ that can no longer be formed with the remaining boxes, and update $avaibox$ accordingly.

Greedy approach proceeds: A space is selected from $spaceList$, and a block is chosen from $blockList$. The selected block is placed into the chosen space. This process is repeated until no spaces remain. Once completed, if the filling area of the current configuration surpasses that of $bestState_a$, then $bestState_a$ is updated to reflect the new best solution.

2.4. Multiple container filling

After completing the minimum container filling process, it is checked whether all boxes have been placed into container C_a . If all boxes are successfully packed, $bestState_a$ is considered the optimal solution. If not, the remaining boxes are placed into a new container C_b with width W and infinite length using the beam search algorithm in a process called quick filling. This beam search is similar to the one in the minimum container filling process, with the key difference being that the search terminates when the search width w exceeds the number of remaining boxes. Additionally, each

Algorithm 4: expand

Input: $state, w$
Output: $succ$

```
1  $blocks \leftarrow \emptyset$  ;
2 while  $blocks = \emptyset$  and  $spaceList \neq \emptyset$  do
3    $space \leftarrow$  select a space from  $spaceList$  ;
4    $blocks \leftarrow$  select  $w$  blocks from  $blockList$  ;
5   if  $blocks$  is empty then
6     | Remove  $space$  from  $spaceList$  ;
7   end
8   else
9     | break
10  end
11 end
12  $succ \leftarrow \emptyset$  ;
13 foreach  $block \in blocks$  do
14   | Place the  $block$  into  $space$  to generate a new
    | state, and then add the new state into  $succ$  ;
15 end
16 return  $succ$  ;
```

iteration selects the longest remaining box and the lowest, leftmost available space.

The best solution from the quick filling process is recorded as $bestState_b$. After quick filling, the maximum length L_{max} is computed, and multiple container lengths L_i are generated, ranging from S/W to L_{max} with a step size of 1. For each generated length L_i , a new container C_i with dimensions $L_i \times W$ is created. The beam search algorithm then fills each container C_i . Once completed, the configuration with the shortest filling length is selected as the optimal solution.

The beam search algorithm for each C_i follows the same procedure as in the minimum container filling process. However, since this method does not guarantee that all boxes are placed, adjustments are made to the greedy approach. Specifically, let the state without remaining space be denoted as $state_c$. Before updating the optimal solution, it is checked whether $state_c$ satisfies the condition that all boxes have been loaded. If this condition is met, $state_c$ is compared with the current optimal solution, and the configuration with the shorter filling length is selected as optimal.

If not all boxes have been placed in $state_c$, a new container with width W and infinite length is generated, and the quick filling process is applied to pack the remaining boxes. The optimal solution from this process is recorded as $bestState_f$. Finally, the solutions from $bestState_f$ and $state_c$ are combined vertically to form the final solution. This solution is then compared with the current optimal solution, and the configuration with the shortest filling length is chosen as the optimal result. The details of greedy in this step are shown in Algorithm 5.

Algorithm 5: greedy

Input: $state_c, bestState$

```
1 while  $state_c.spaceList$  is not empty do
2   |  $space \leftarrow$  select a space from  $spaceList$ ;
3   |  $block \leftarrow$  select a block from  $blockList$ ;
4   | if  $block$  is not empty then
5     | Place  $block$  into  $space$  and renew  $state_c$ ;
6   | else
7     | remove  $space$  from  $spaceList$  ;
8   | end
9 end
10 if all boxes placed in  $state_c$  then
11   | Compare  $state_c$  and  $bestState$ , and store the
    | one with shorter filling length in  $bestState$  ;
12 else
13   |  $state_f =$  do quick filling ;
14   | Combine  $state_c$  and  $state_f$ , compare the result
    | with  $bestState$ , and update  $bestState$  with the
    | one that has the shorter filling length ;
15 end
```

3. Experiments

This section presents the experimental setup and results used to validate the effectiveness of the proposed algorithm BSPA. First, we describe the computational environment and the standard datasets used to evaluate the algorithm's performance. Next, we explain the procedure for determining the parameter b in the block scoring formula (1). We then analyze the algorithm's running time. Finally, we provide a comparative analysis of the performance of BSPA in both the OF and RF scenarios.

3.1. Experimental environment and datasets

The algorithm was executed in the following computational environment: AMD EPYC 7H12 2.6 GHz CPU, 120 GB of RAM, the Ubuntu 22.04 operating system, and Java 8 programming language.

The datasets used in this research are as follows:

- C: 21 instances proposed by Hopper and Turton (2001).
- N: 13 instances proposed by Burke et al. (2004).
- NT-N, NT-T: 70 instances generated by Hopper (2000).
- KR: 12 instances proposed by Kröger (1995).
- BMWV: 500 instances proposed by Berkey and Wang (1987), and Martello and Vigo (1998).

3.2. Parameter testing

To determine the optimal value of the parameter b , 10 problems were randomly selected from each of the aforementioned datasets for testing. Figure 3 shows the average gap values for different b values ranging from 0 to 2.0. Notably, the point where $b = 0$ indicates that the block's

Table 1
Gap Value Variation with Parameter b .

Datasets	b			
	0.1	1.1	1.2	1.3
C	1.395	1.375	1.494	1.395
N	0.683	0.708	0.708	0.708
NT-N	2.657	2.714	2.686	2.700
NT-T	2.657	2.786	2.757	2.743
Avg.	2.156	2.217	2.222	2.202
KR	2.704	2.704	2.619	2.556
BWMV	7.623	7.638	7.634	7.631
Avg.	7.508	7.523	7.517	7.512

score is solely determined by $blockArea/spaceArea$. A lower gap value corresponds to a shorter container filling length. The gap is calculated using the formula in (2), where L_f represents the filling length of the container.

$$gap = \left(\frac{L_f}{S} - 1 \right) \times 100 \quad (2)$$

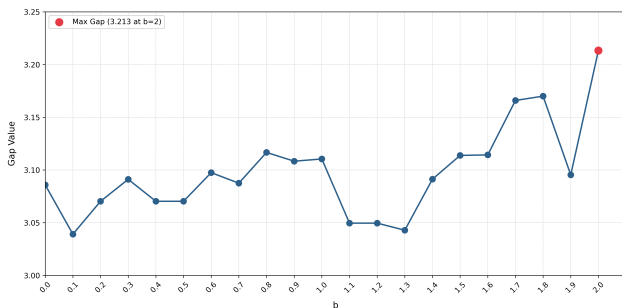


Figure 3: Gap Value Variation with Parameter b .

Figure 3 shows that the gap values are relatively low when b is set to 0.1, 1.1, 1.2, and 1.3. To further investigate the optimal value of b , we conducted additional tests using these various b values on the standard dataset. Regarding search time, the beam search algorithm was constrained to a runtime of 30 seconds in both the minimum container filling and multiple container filling processes. The test results are summarized in Table 1.

From Table 1, it can be observed that when $b = 0.1$, the algorithm consistently produces a lower gap value across all datasets compared to other values of b . Therefore, $b = 0.1$ is chosen as the optimal value.

3.3. Runtime analysis

In this section, we analyze the running time of the algorithm presented in this paper. Upon the generation of the block, the algorithm first executes the minimum container filling process. Let the search time for the beam search in this process be denoted as T_1 . If not all boxes are placed into the container, the quick filling process is triggered, with

its running time denoted as T_2 . Subsequently, the multiple container filling process is performed. Let the search time for each container in this phase be denoted as T_3 , the number of containers as n , and the number of parallel searches as p . The total running time of the program can be expressed as:

$$T_1 + T_2 + T_3 \times \left\lceil \frac{n}{p} \right\rceil$$

The quick filling process is typically completed very quickly, so its runtime T_2 can be considered negligible. Therefore, the overall running time of the program is approximately:

$$T_1 + T_3 \times \left\lceil \frac{n}{p} \right\rceil$$

It is evident that when p is sufficiently large, the running time of the entire program approaches $T_1 + T_3$. To further investigate the impact of parallel searches on runtime, we set $T_1 = T_2 = 30$ s and conducted experiments with various values of p (specifically 10, 30, 60, 90, and 120) in the OF scenario. The running time for different values of p is presented in Table 2 and Figure 4. As shown in the table, as p increases, the overall running time of the algorithm gradually approaches $T_1 + T_3$ and may even fall below this value. This occurs because, for specific problems, the optimal solution is found during the minimum container filling process, thus preventing the execution of the multiple container filling process and resulting in $T_3 = 0$.

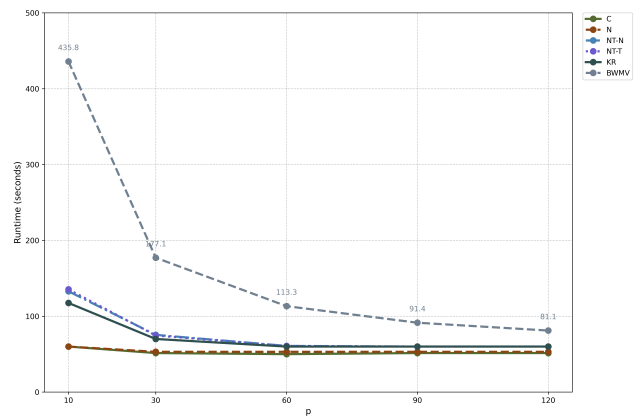


Figure 4: Runtime Variation with Parameter p .

However, some counterintuitive results are observed, such as varying gap values for the same T_1 , T_3 , and b under different values of p . These discrepancies can be attributed to several factors, including the operating system's process scheduling, JVM optimizations, and fluctuations in CPU temperature, all of which can affect computational speed. Therefore, the increase in parallel processes does not have a direct or deterministic relationship with reducing the gap values presented in the table. Instead, the number of parallel processes mainly influences the algorithm's overall running time.

Table 2
Running Time of BSPA for Different p Values.

Datasets	p									
	10		30		60		90		120	
	t(s)	gap	t(s)	gap	t(s)	gap	t(s)	gap	t(s)	gap
C	60.00	1.40	51.43	1.32	50.00	1.32	51.43	1.40	51.43	1.40
N	60.00	0.68	53.08	0.68	53.08	0.68	53.08	0.68	53.08	0.68
NT-N	132.86	2.66	75.43	2.66	60.86	2.66	60.00	2.66	60.00	2.66
NT-T	135.43	2.66	74.57	2.66	60.86	2.69	60.00	2.66	60.00	2.66
Avg	109.90	2.16	67.50	2.14	57.69	2.15	57.40	2.16	57.40	2.16
KR	117.50	2.70	70.00	2.70	60.00	2.70	60.00	2.70	60.00	2.70
BWMV	435.84	7.62	177.12	7.65	113.28	7.66	91.44	7.66	81.12	7.66
Avg	428.38	7.51	174.61	7.53	112.03	7.55	90.70	7.54	80.63	7.54

Table 3
BSPA Results Under the OF and RF Scenario.

Datasets	OF				RF			
	BSPA _(0.1,30,30,90)		BSPA _(0.1,60,60,90)		BSPA _(0.1,30,30,90)		BSPA _(0.1,60,60,90)	
	gap	t(s)	gap	t(s)	gap	t(s)	gap	t(s)
C	1.40	51.43	1.32	100.00	0.79	45.7	0.75	91.43
N	0.68	53.08	0.67	106.15	0.72	53.1	0.60	101.54
NT-N	2.66	60.00	2.59	120.00	2.14	60.0	2.04	120.00
NT-T	2.66	60.00	2.63	120.00	2.13	60.0	2.06	120.00
Avg.	2.16	57.40	2.10	114.23	1.69	56.3	1.61	111.92
KR	2.70	60.00	2.67	120.00	1.60	60.0	1.60	120.00
BWMV	7.62	91.44	7.56	181.68	3.03	72.7	2.79	141.12
Avg.	7.51	90.70	7.44	180.23	3.00	72.4	2.76	140.63

3.4. Experiment and analysis

Table 3 presents the computational results of the algorithm under both OF and RF scenarios. In this table, the notation BSPA_{0.1,30,30,90} denotes the execution of the algorithm with parameters $b = 0.1$, $T_1 = 30$ s, $T_3 = 30$ s, and $p = 90$. This notation is consistently applied across other tables.

As shown in Table 3, under both OF and RF scenarios, the proposed algorithm demonstrates a consistent reduction in the gap value across all datasets as search time increases. However, despite a twofold increase in search time, the reduction in the gap value remains marginal. Nevertheless, the gap values obtained by our algorithm across all datasets are within an acceptable range. Specifically, for the zero-waste datasets C, N, NT-N, and NT-T, the average fill length exceeds the minimum length by only 2.1%. For the non-zero-waste dataset KR, this deviation is merely 2.67%, while for the large-scale dataset BWMV, it remains limited to 7.57%. These results substantially outperform those of manual filling, indicating that the proposed method can be effectively applied to industrial material cutting to assist enterprises in reducing material waste during the cutting process.

In the previous experiments, we used a platform with a 256-core processor and 120 GB of RAM to run our algorithm. However, this does not imply that the algorithm

proposed in this paper is limited to such high-end configurations, as this setup was chosen solely to meet the specific requirements of the experiments. Our algorithm is capable of running on personal computers used in daily life and can even outperform the results obtained in the aforementioned experiments because personal computers usually have higher CPU frequency. Furthermore, if the algorithm is implemented using more efficient programming languages, such as C or C++, the performance of loading results within the same time limit will be further enhanced. Table 4 presents the algorithm's performance on a widely used PC with an Intel i7-13700K CPU, 16GB of RAM, and the Windows 11 operating system, using standard datasets.

4. Conclusions

This paper presents a beam search-based parallel method for solving the two-dimensional strip packing problem. Experimental results demonstrate that the proposed algorithm can find an efficient placement strategy to minimize the used length of the strip as much as possible. To facilitate future research, the code and datasets are available at <https://github.com/Yzhjdj/BSPA>

<https://github.com/Yzhjdj/BSPA>

Table 4
Experimental Results of the Personal Computer.

Dataset	BSPA _(0.1,30,30,16)			
	OF		RF	
	gap	t(s)	gap	t(s)
C	1.32	51.43	0.30	40
N	0.53	53.08	0.65	53.08
NT-N	2.61	96.00	2.07	79.71
NT-T	2.64	100.29	2.06	75.43
Avg.	2.10	83.08	1.53	66.92
KR	2.67	95.00	1.60	62.50
BWMV	7.57	286.44	2.77	157.08
Avg.	7.46	281.95	2.74	154.86

References

- Alvarez-Valdés, R., Parreño, F., Tamarit, J.M., 2008. Reactive grasp for the strip-packing problem. *Computers & Operations Research* 35, 1065–1083. doi:10.1016/j.cor.2006.07.004.
- Aşık, Ö.B., Özcan, E., 2009. Bidirectional best-fit heuristic for orthogonal rectangular strip packing. *Annals of Operations Research* 172, 405–427. doi:10.1007/s10479-009-0642-0.
- Baker, B.S., Coffman, Jr, E.G., Rivest, R.L., 1980. Orthogonal packings in two dimensions. *SIAM Journal on computing* 9, 846–855. doi:10.1137/0209064.
- Belov, G., Scheithauer, G., Mukhacheva, E., 2008. One-dimensional heuristics adapted for two-dimensional rectangular strip packing. *Journal of the Operational Research Society* 59, 823–832. doi:10.1057/palgrave.jors.2602393.
- Berkey, J.O., Wang, P.Y., 1987. Two-dimensional finite bin-packing algorithms. *Journal of the Operational Research Society* 38, 423–429. doi:10.1057/jors.1987.70.
- Bortfeldt, A., 2006. A genetic algorithm for the two-dimensional strip packing problem with rectangular pieces. *European Journal of Operational Research* 172, 814–837. doi:10.1016/j.ejor.2004.11.016.
- Bortfeldt, A., Jungmann, S., 2012. A tree search algorithm for solving the multi-dimensional strip packing problem with guillotine cutting constraint. *Annals of Operations Research* 196, 53–71. doi:10.1007/s10479-012-1084-7.
- Boschetti, M.A., Montaletti, L., 2010. An exact algorithm for the two-dimensional strip-packing problem. *Operations Research* 58, 1774–1791. doi:10.1287/opre.1100.0833.
- Burke, E.K., Kendall, G., Whitwell, G., 2004. A new placement heuristic for the orthogonal stock-cutting problem. *Operations Research* 52, 655–671. doi:10.1287/opre.1040.0109.
- Baş, S., Błażewicz, J., Pawlak, G., Płaza, M., Burke, E.K., Kendall, G., 2011. A parallel branch-and-bound approach to the rectangular guillotine strip cutting problem. *INFORMS Journal on Computing* 23, 15–25. doi:10.1287/ijoc.1100.0394.
- Chazelle, 1983. The bottom-left bin-packing heuristic: An efficient implementation. *IEEE Transactions on Computers* 100, 697–707. doi:10.1109/tc.1983.1676307.
- Chen, M., Li, K., Zhang, D., Zheng, L., Fu, X., 2019. Hierarchical search-embedded hybrid heuristic algorithm for two-dimensional strip packing problem. *IEEE Access* 7, 179086–179103. doi:10.1109/access.2019.2953531.
- Cui, Y., Yang, L., Chen, Q., 2013. Heuristic for the rectangular strip packing problem with rotation of items. *newblock Computers & Operations Research* 40, 1094–1099. doi:10.1016/j.cor.2012.11.020.
- Cui, Y., Yang, Y., Cheng, X., Song, P., 2008. A recursive branch-and-bound algorithm for the rectangular guillotine strip packing problem. *Computers & Operations Research* 35, 1281–1291. doi:10.1016/j.cor.2006.08.011.
- Côté, J.F., Dell’Amico, M., Iori, M., 2014. Combinatorial benders’ cuts for the strip packing problem. *Operations Research* 62, 643–661. doi:10.1287/opre.2013.1248.
- Fang, J., Rao, Y., Shi, M., 2023. A deep reinforcement learning algorithm for the rectangular strip packing problem. *Plos one* 18, e0282598. doi:10.1371/journal.pone.0282598.
- Fleszar, K., 2016. An exact algorithm for the two-dimensional stage-unrestricted guillotine cutting/packing decision problem. *INFORMS Journal on Computing* 28, 703–720. doi:10.1287/ijoc.2016.0708.
- Grandcolas, S., Pain-Barre, C., 2022. A hybrid metaheuristic for the two-dimensional strip packing problem. *Annals of Operations Research* 309, 79–102. doi:10.1007/s43069-022-00140-0.
- He, K., Jin, Y., Huang, W., 2013. Heuristics for two-dimensional strip packing problem with 90 rotations. *Expert Systems with Applications* 40, 5542–5550. doi:10.1016/j.eswa.2013.04.005.
- Hifi, M., 1998. Exact algorithms for the guillotine strip cutting/packing problem. *Computers & Operations Research* 25, 925–940. doi:10.1016/s0305-0548(98)00008-2.
- Hopper, E., 2000. Two-dimensional packing utilising evolutionary algorithms and other meta-heuristic methods. Ph.D. thesis. University of Wales. Cardiff. doi:10.1016/s0377-2217(99)00357-4.
- Hopper, E., Turton, B., 2001. An empirical investigation of meta-heuristic and heuristic algorithms for a 2d packing problem. *European Journal of Operational Research* 128, 34–57. doi:10.1016/s0377-2217(99)00357-4.
- Kenmochi, M., Imamichi, T., Nonobe, K., Yagiura, M., Nagamochi, H., 2009. Exact algorithms for the two-dimensional strip packing problem with and without rotations. *European Journal of Operational Research* 198, 73–83. doi:10.1016/j.ejor.2008.08.020.
- Kröger, B., 1995. Guillotineable bin packing: A genetic approach. *European Journal of Operational Research* 84, 645–661. doi:10.1016/0377-2217(95)00029-p.
- Liu, D., Teng, H., 1999. An improved bl-algorithm for genetic algorithm of the orthogonal packing of rectangles. *European Journal of Operational Research* 112, 413–420. doi:10.1016/s0377-2217(97)00437-2.
- Martello, S., Monaci, M., Vigo, D., 2003. An exact approach to the strip-packing problem. *INFORMS journal on Computing* 15, 310–319. doi:10.1287/ijoc.15.3.310.16082.
- Martello, S., Vigo, D., 1998. Exact solution of the two-dimensional finite bin packing problem. *Management Science* 44, 388–399. doi:10.1287/mnsc.44.3.388.
- Messaoud, S.B., Chu, C., Espinouse, M.L., 2008. Characterization and modelling of guillotine constraints. *European Journal of Operational Research* 191, 112–126. doi:10.1016/j.ejor.2007.08.029.
- Neuenfeldt Júnior, A., Francescato, M., Stieler, G., Disconzi, D., 2021. A multi-label transformation framework for the rectangular 2d strip-packing problem. *Management and Production Engineering Review* 14, 27–37. doi:10.24425/mp.e.2021.139992.
- Neveu, B., Trombettoni, G., Araya, I., 2007. Incremental move for 2d strip-packing, in: 19th IEEE International Conference on Tools with Artificial Intelligence (ICTAI 2007), IEEE. pp. 489–496. doi:10.1109/ictai.2007.122.
- Oviedo-Salas, E., Terán-Villanueva, J.D., Ibarra-Martínez, S., Santiagopineda, A., Ponce-Flores, M.P., Laria-Menchaca, J., Castán-Rocha, J.A., Treviño-Berrones, M.G., 2022. Grasp optimization for the strip packing problem with flags, waste functions, and an improved restricted candidate list. *Applied Sciences* 12, 1965. URL: <https://www.mdpi.com/2076-3417/12/4/1965>.
- Rakotonirainy, R.G., van Vuuren, J.H., 2020. Improved metaheuristics for the two-dimensional strip packing problem. *Applied Soft Computing* 92, 106268. doi:10.1016/j.asoc.2020.106268.
- Wei, L., Hu, Q., Leung, S.C., Zhang, N., 2017. An improved skyline based heuristic for the 2d strip packing problem and its efficient implementation. *Computers & Operations Research* 80, 113–127. doi:10.1016/j.cor.2016.11.024.
- Wei, L., Oon, W.C., Zhu, W., Lim, A., 2011. A skyline heuristic for the 2d rectangular packing and strip packing problems. *European Journal of Operational Research* 215, 337–346. doi:10.1016/j.ejor.2011.06.022.

- Wei, L., Qin, H., Cheang, B., Xu, X., 2016. An efficient intelligent search algorithm for the two-dimensional rectangular strip packing problem. *International Transactions in Operational Research* 23, 65–92. doi:10.1016/j.engappai.2024.108624.
- Wei, L., Tian, T., Zhu, W., Lim, A., 2014. A block-based layer building approach for the 2d guillotine strip packing problem. *European Journal of Operational Research* 239, 58–69. doi:10.1016/j.ejor.2014.04.020.
- Wei, L., Wang, Y., Cheng, H., Huang, J., 2019. An open space based heuristic for the 2d strip packing problem with unloading constraints. *Applied Mathematical Modelling* 70, 67–81. doi:10.1016/j.apm.2019.01.022.
- Yeung, L.H., Tang, W.K., 2004. Strip-packing using hybrid genetic approach. *Engineering Applications of Artificial Intelligence* 17, 169–177. doi:10.1016/j.engappai.2004.02.003.
- Zhang, H., Yao, S., Zhang, S., Leng, J., Wei, L., Liu, Q., 2024. A block-based heuristic search algorithm for the two-dimensional guillotine strip packing problem. *Engineering Applications of Artificial Intelligence* 134, 108624. doi:10.1016/j.engappai.2024.108624.
- Zhao, X., Rao, Y., Fang, J., 2022. A reinforcement learning algorithm for the 2d-rectangular strip packing problem, in: *Journal of Physics: Conference Series*, IOP Publishing. p. 012002.
- Özcan, E., Kai, Z., Drake, J.H., 2013. Bidirectional best-fit heuristic considering compound placement for two dimensional orthogonal rectangular strip packing. *Expert Systems with Applications* 40, 4035–4043. doi:10.1016/j.eswa.2013.01.005.