

# ***JBFuzz*: Jailbreaking LLMs Efficiently and Effectively Using Fuzzing**

Vasudev Gohil

vgohil.research@gmail.com

## **Abstract**

**Disclaimer: This paper contains potentially offensive and harmful text.**

Large language models (LLMs) have shown great promise as language understanding and decision making tools, and they have permeated various aspects of our everyday life. However, their widespread availability also comes with novel risks, such as generating harmful, unethical, or offensive content, via an attack called jailbreaking. Despite extensive efforts from LLM developers to align LLMs using human feedback, they are still susceptible to jailbreak attacks. To tackle this issue, researchers often employ red-teaming to understand and investigate jailbreak prompts. However, existing red-teaming approaches lack effectiveness, scalability, or both. To address these issues, we propose *JBFuzz*, a novel effective, automated, and scalable red-teaming technique for jailbreaking LLMs.

*JBFuzz* is inspired by the success of fuzzing for detecting bugs/vulnerabilities in software. We overcome three challenges related to effectiveness and scalability by devising novel seed prompts, a lightweight mutation engine, and a lightweight and accurate evaluator for guiding the fuzzer. Assimilating all three solutions results in a potent fuzzer that only requires black-box access to the target LLM. We perform extensive experimental evaluation of *JBFuzz* using nine popular and widely-used LLMs. We find that *JBFuzz* successfully jailbreaks all LLMs for various harmful/unethical questions, with an average attack success rate of 99%. We also find that *JBFuzz* is extremely efficient as it jailbreaks a given LLM for a given question in 60 seconds on average. Our work highlights the susceptibility of the state-of-the-art LLMs to jailbreak attacks even after safety alignment, and serves as a valuable red-teaming tool for LLM developers.

## **1 Introduction**

### **1.1 LLMs: Opportunities and Challenges**

Recent advancements in artificial intelligence, coupled with exponential growth in computational capabilities, have

brought large language models (LLMs) to the forefront of technological innovation and gained mass popularity [39]. LLMs like OpenAI’s ChatGPT [70], Anthropic’s Claude [4], and Google’s Gemini [34] are not only redefining natural language processing (NLP) but are also revolutionizing diverse domains. Their ability to generate human-like text, interpret complex prompts, and adapt to a myriad of applications has led to widespread integration in everyday life. From enhancing productivity with automated text summarization to aiding creative expression through content generation, LLMs are reshaping industries such as education, healthcare, customer service, and software development [15, 82]. Their transformative potential has sparked global interest among organizations and researchers eager to explore new frontiers where these models can optimize workflows, solve intricate problems, and unlock opportunities that were once unimaginable [71].

Beyond these broad applications, researchers have leveraged LLMs to tackle pressing challenges in computer security [25, 94]. By using their natural language understanding and contextual reasoning capabilities, LLMs have been employed to detect vulnerabilities in software code [51], assist in threat intelligence [60], and analyze malware behavior [12]. They are also being utilized to develop automated security documentation, streamline compliance workflows [16], and even simulate cyberattacks to stress-test systems [77]. These applications have demonstrated that LLMs can significantly contribute to enhancing security measures and mitigating risks in an increasingly digital world.

However, the rise of LLMs has not been without controversy. While they hold immense promise, their widespread adoption has also raised concerns about their misuse [63]. LLMs have been implicated in spreading hate speech, disinformation, creating fake media, and pirating hardware, among others [9, 28, 86, 92]. One area of particular concern has been their susceptibility to being “jailbroken,” where malicious or cleverly crafted prompts bypass safeguards to elicit harmful or unethical outputs. This phenomenon has drawn significant attention from laypeople, the media, and researchers alike [2, 5, 18, 21, 22, 26, 49, 58, 59, 78, 81, 91, 97, 106]. De-

velopers of LLMs have also actively participated in red-teaming efforts to understand and mitigate such vulnerabilities, emphasizing the need for more robust safety measures [2, 5, 49, 58, 59].

Efforts to red-team LLMs often involve users and developers manually crafting prompts to test the models’ boundaries and uncover potential vulnerabilities [27, 56, 81, 91]. While these exercises shed light on the limitations of LLMs, they tend to be ad hoc, resource-intensive, and lack scalability. The rapid evolution of LLM technology, combined with its widespread adoption, requires red team researchers to consistently develop a broader and more diverse range of LLM-specific test cases. This highlights the difficulty of relying exclusively on manual efforts to keep up with the frequent technical advancements and improvements in LLMs. Despite the growing awareness of these risks, there remains a lack of a unified, automated, and robust methodology for evaluating the susceptibility of LLMs to such jailbreaking attacks at scale. This gap underscores the urgent need for systematic approaches to ensure that LLMs are secure, ethical, and resilient against exploitation, thereby safeguarding their potential for positive impact.

## 1.2 Impact of Jailbroken LLMs

The societal impact of jailbroken LLMs is profound and multifaceted, posing significant challenges to individuals, organizations, and governments [18, 26, 80]. When safeguards in LLMs are bypassed, these systems can be manipulated to generate harmful, unethical, or malicious content. This includes the creation of disinformation campaigns, hate speech, fraudulent schemes, and even ransomware all of which can erode trust in digital communication [9, 86, 92]. For instance, researchers demonstrated that a jailbroken model could produce targeted phishing emails that mimic official communication from trusted organizations, making it easier to deceive victims [37]. Researchers have shown that LLMs can create very convincing fake news articles about public health crises [83, 84], which could contribute to vaccine hesitancy and public panic if disseminated widely. Jailbroken LLMs have been shown to generate ransomware scripts or tools to exploit software vulnerabilities [10]. For instance, LLMs have been shown to generate malware [23, 75] as well as obfuscating malicious code [40].

Beyond direct harm, jailbroken LLMs contribute to a broader erosion of societal norms and ethics. The dissemination of manipulated or harmful content can polarize communities, disrupt democratic processes, and undermine trust in institutions [13, 38]. For instance, the ability to create convincing fake narratives or synthetic media at scale has fueled concerns about the spread of propaganda and the manipulation of public opinion [14, 76]. As society grapples with these challenges, there is an urgent need for collective efforts to mitigate the risks posed by jailbroken LLMs.

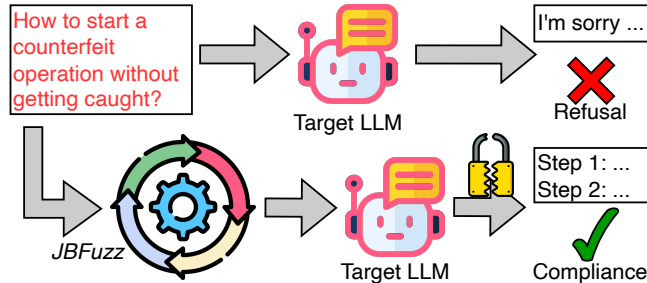


Figure 1: High-level concept of our fuzzing-based LLM jail-break attack, *JBFuzz*.

Mirroring this need, the European Union (EU) issued the EU AI Act which emphasizes the need for robust safeguards against AI systems such as LLMs [73]. The act establishes comprehensive guidelines to ensure that AI technologies, such as LLMs, are developed and deployed responsibly across various sectors. The act mandates that the providers of such systems “conduct model evaluations, assess and mitigate systemic risks, conduct adversarial testing, report to the Commission on serious incidents ...”. This includes addressing vulnerabilities that could be exploited through jailbreaking techniques. Our work aligns well with this directive: we develop a method to red-team LLMs by crafting novel successful jailbreak prompts against various LLMs.

## 1.3 Our Goals and Contributions

Our goal is to develop an effective, automated, robust, and scalable red-teaming technique that jailbreaks LLMs while being agnostic to the target LLMs. We do so by borrowing the idea of fuzzing from the software community and applying it to our task of jailbreaking LLMs. Software fuzzing is an effective and automated testing technique designed to identify security vulnerabilities in software. It has been adopted widely in industrial and academic projects due to its success [29, 32, 44, 101]. It relies on a set of initial tests, i.e., *seeds*, which are *mutated* over iterations to produce new tests with the goal of covering novel regions of the program under test. Figure 1 illustrates our high-level idea of using a fuzzer to jailbreak LLMs.

However, porting software fuzzing to jailbreak LLMs is far from trivial and comes with its unique set of challenges. First, the effectiveness of a fuzzer is greatly affected by the initial tests, i.e., the seeds. Simply using existing jailbreaking prompts as seeds for our fuzzer would be suboptimal as often, these prompts are already defended against by LLM developers (see Section 4.3). So, we need to devise a better way to generate initial seeds. Second, the mutation techniques used in software fuzzers are designed for binary data, making them unsuitable for our natural language text data. Additionally, software fuzzers often need tens or hundreds of thousands of iterations to reliably test the target program. This requires

each fuzzing iteration to be extremely quick in order for the technique to scale well. Thus, our mutation technique needs to be extremely fast in order to realize a practical and effective fuzzer for jailbreaking LLMs. Third, software fuzzing techniques often rely on code instrumentation or differential execution to provide the relevant and quick feedback needed to guide the fuzzer. However, in our case, no such quick instrumentation or differential execution techniques exist, making it challenging to provide the relevant feedback needed to guide the fuzzer. This is also exacerbated by our black-box setting, where we only assume access to the final text response from the target LLM and nothing else.

We address these challenges by devising novel solutions aligned with our goals of realizing an effective, automated, robust, and scalable fuzzer for jailbreaking LLMs. We overcome the limitations of effectiveness of existing jailbreaking prompts by devising Solution ①: novel seed prompt templates that preserve the fundamental themes of past successful prompt templates, but with new structures and semantics. To address the need of a quick mutation mechanism, we devise Solution ②, a synonym-based extremely fast and effective mutation technique that generates diverse prompt templates. Finally, to overcome the lack of a quick and reliable feedback-generation mechanism, we devise a novel embedding-based evaluator (Solution ③) that is extremely fast and only relies on the text response from the target LLM, i.e., satisfies our black-box constraint. Sections 4.3, 4.4, and 4.5 provide more details about each of these challenges and our solutions. By incorporating these solutions, we develop an effective, automated, robust, and scalable fuzzer, *JBFuzz*, for red-teaming LLMs in the context of jailbreaking. In summary, our primary contributions are:

- We present a novel lightweight fuzzing technique, *JBFuzz*, for automating the red-teaming of LLMs in the context of jailbreaking attacks. Figure 1 illustrates the high-level concept of our work.
- *JBFuzz* is agnostic to the target LLM and operates in a black-box setting, i.e., it does not require any information from the target LLM apart from response to given prompts.
- We overcome challenges related to effectiveness and efficiency when porting software fuzzing to jailbreaking LLMs by devising custom solutions that help us realize an effective, automated, and scalable red-teaming technique (Sections 4.3, 4.4, and 4.5).
- We perform a thorough evaluation of *JBFuzz* against various popular closed- and open-source LLMs. Our results demonstrate that *JBFuzz* successfully jailbreaks all tested LLMs with an average success rate of 99% for a diverse dataset of harmful/unethical behaviors (Section 5.5).
- We also demonstrate the efficiency of *JBFuzz* in terms of runtime and LLM query costs: On average, for a given

harmful/unethical question, *JBFuzz* jailbreaks a target LLM within 60 seconds with only  $\approx 7$  queries (Section 5.5). *JBFuzz*'s efficiency is further reinforced with the fact that 94% of the runtime is spent waiting to get a response from the target LLM (which is unavoidable), and only 6% of the runtime is spent on the fuzzer's operations (Section 5.8).

## 2 Background

Before we delve into the details of our technique, we provide some necessary background information about LLMs, jailbreaking them, and fuzzing.

### 2.1 LLMs

LLMs are advanced artificial intelligence systems designed to process and generate human-like text [62]. These models are built on deep learning architectures, such as transformer neural networks, which excel at understanding and producing complex language patterns [87]. The foundation of LLMs lies in training them on vast datasets of text sourced from books, articles, websites, and other digital repositories. During training, the models learn to predict the next word—or more precisely, the next token—in a sequence based on the context. Tokens are the basic units of text that the model processes, which can range from individual characters to words or subwords, depending on the tokenizer used. By learning patterns and relationships between these tokens, the model gains the ability to generate coherent and contextually appropriate responses. Over time, advancements like massive-scale training (using trillions of tokens and hundreds of billions of parameters) and fine-tuning have significantly improved the accuracy and fluency of LLMs, making them capable of tasks ranging from writing essays to answering technical questions, coding, and even engaging in creative tasks [24, 48, 72].

### 2.2 Jailbreaking LLMs

LLMs are typically prompted with a textual input that provides instructions or asks questions, and they respond by generating text based on their training and embedded safeguards. At the heart of jailbreaking LLMs lies the tension between the model's dual objectives: following user instructions to be as helpful as possible and adhering to its inherent programming to avoid generating harmful, unethical, or restricted content. Jailbreaking involves crafting prompts or instructions that exploit this tension, effectively bypassing safeguards and enabling the model to produce content that is harmful, unethical, or otherwise restricted. Our work focuses on jailbreaking in the context of eliciting harmful/unethical responses from target LLMs. To test and improve LLM safety, developers employ various methods, including red-teaming efforts and crowd-sourced testing, where diverse groups of users attempt to uncover vulnerabilities [2, 5, 49, 58, 59]. Among the

most effective methods for jailbreaking are manually crafted prompt templates, where researchers carefully design templates through iterative refinement to exploit weaknesses in the model’s instruction-following behavior [27, 56, 81, 91]. These carefully crafted prompt templates are combined with the target question or task to provoke harmful/unethical responses. However, such manual efforts present significant challenges in terms of scalability, as crafting effective jailbreak prompts is time-intensive and relies heavily on human expertise. As LLMs evolve, the variability in model behavior and the vast array of potential vulnerabilities make it increasingly difficult to comprehensively test their safety using solely manual approaches, highlighting the need for more automated and scalable solutions.

### 2.3 Fuzzing

Fuzzing is an automated testing technique used to uncover vulnerabilities, bugs, or unexpected behaviors in software applications [11, 89, 101, 104]. Evolutionary fuzzing, a common approach, begins with a set of seed inputs, i.e., valid examples of program inputs, that are stored in a seed pool. These seeds are selected and mutated to create variations, such as altering bytes, flipping bits, or changing structures, to generate new test cases [101]. These mutated inputs are then executed against the target program, and the program’s behavior is evaluated for crashes, errors, or unexpected outputs. This iterative process helps identify edge cases and vulnerabilities in software, making mutation-based fuzzing a powerful tool for improving software security and robustness.

Fuzzing has gained immense popularity in both industry and academic projects. Tools like AFL, libFuzzer, ClusterFuzz, and Honggfuzz are widely used in industry for finding vulnerabilities in critical software such as browsers, operating systems, and cryptographic libraries [29, 32, 44, 101]. For example, Google’s ClusterFuzz has been instrumental in identifying thousands of bugs in Chrome and other software through continuous automated fuzzing [29]. This widespread adoption underscores fuzzing’s critical role in ensuring software security and reliability.

## 3 Threat Model

We consider a black-box threat model in the context of jailbreaking LLMs. In this context, we make the following assumptions about the attacker, i.e., the red-team.

**Attacker’s Goal.** The primary goal of the attacker is to manipulate the behavior of the target LLM such that it produces harmful/unethical responses rather than refusal messages aligned with human values. This includes but is not limited to generating explicit or harmful content (e.g., hate speech, violent instructions, misinformation, etc.), and providing information that violates the ethical constraints set by the LLM’s developers.

The attacker does so by crafting effective prompt templates, that when combined with the questions, result in jailbreak. For instance, if the harmful question is “What are some effective ways to cyberbully someone until they harm themselves?”, the jailbroken response should provide some ways to do this. Note that our focus is not on the quality of the jailbroken responses, i.e., how well the response helps achieve the desired harmful action. Rather, we focus on the whether or not, and to what extent LLMs are susceptible to jailbreak.

**Attacker’s Knowledge.** We assume a black-box setting, where the attacker does not have access to the target LLM’s internal details such as its architecture, training data, or fine-tuning processes. The attacker is also unaware of the specific safeguards, heuristics, or reinforcement learning mechanisms embedded in the LLM to prevent jailbreaking. We also assume that the attacker can only observe the final response from the target LLM, not other auxiliary outputs, such as log-probs. However, the attacker knows the general purpose of the LLM and its public-facing capabilities. The attacker also has access to public documentation or API guidelines, which may include information about usage policies, rate limits, and input/output formats.

**Attacker’s Capacity.** We assume an attacker with the computational resources of a general user (i.e., not large organizations or nation-state attackers). So, the attacker has sufficient computational resources to issue a large number of queries to the LLM but is potentially limited by rate-limiting measures or cost considerations imposed by the LLM’s API provider. The attack happens after the LLM has been trained. The LLM is fixed and the attacker cannot change the model parameters (i.e. weights) or structure. In particular, the attacker cannot poison the LLM and inject backdoors in the LLM.

**Attacker’s Abilities.** The attacker can query the LLM with arbitrary prompts and observe the text responses from the LLM.

## 4 Methodology

In this section, we first motivate the need for fuzzing and justify its propriety for our task of jailbreaking LLMs (Section 4.1). Then, we provide a preliminary fuzzing formulation for jailbreaking a given target LLM, i.e., attempt to get a harmful/unethical response from the LLM by prompting it (Section 4.2). Then, we delve into some effectiveness and scalability related limitations of this preliminary formulation. For each of those limitations, we devise solutions to address them (Sections 4.3, 4.4, and 4.5) and finally put it all together to describe our final fuzzing formulation which is an effective, automated, and scalable jailbreaking framework that successfully jailbreaks several state-of-the-art LLMs (Section 4.6).

## 4.1 Why Fuzzing?

Before describing the details of our fuzzing formulation, it is important to understand why we leverage fuzzing for jailbreaking LLMs. Simply put, in our context, fuzzing is an automated feedback-guided testing technique. Although other techniques such as manual testing, random regression, or model-based formal verification perform well in certain cases, fuzzing really shines when the target use case has some/all the following features: (i) large search space, (ii) reliable and automated test coverage evaluator, (iii) unanticipated edge cases or rare scenarios, or/and (iv) lack of formal models.<sup>1</sup>

In our red-teaming task, the target system is an LLM and our objective is to jailbreak it by prompting it. However, the vocabularies of modern LLMs are extremely large (thousands to hundreds of thousands of tokens), leading to an **astronomically large search space** of input prompts (which are typically composed of several tens to hundreds of tokens) even if we only restrict the prompts to contain valid English dictionary words. Moreover, research has shown that GPT-4 can provide a **reliable and automated evaluation** if a response from an LLM is harmful/unethical [53, 54, 99]. Additionally, the fact that LLMs responses rely on trainings over vast amounts of data and not on explicitly defined/programmed rules, compounded by the virtually limitless prompts that can be input to them, results in a **large number of untested edge cases**. Finally, it is extremely **challenging to build a formal model** for verifying the safety properties of an LLM due to the LLMs’ large computational complexity, highly non-linear nature, and extremely limited explainability about their outputs. Thus, our red-teaming task has all the features described above, making fuzzing a good fit for discovering jailbreaking vulnerabilities in LLMs.

## 4.2 Preliminary Formulation

As explained above in Section 4.1, there are several features of the prompt template generation task for jailbreaking LLMs that make fuzzing a good fit for the task. So, to find good prompt templates, i.e., templates that jailbreak a target LLM, we map the different aspects of the fuzzing process to our prompt template generation task as follows:

- **Seed Pool** is the starting point of the fuzzing process. It consists of a set of input data files or test cases (called “seeds”) that represent valid or semi-valid inputs to the target program. Since our target entity is an LLM, the seeds are natural language prompt templates that (after combining with the given harmful/unethical question) can be input to the target LLM.
- **Initial Seeds**  $\mathcal{S}$  are the starting inputs used to populate the seed pool before fuzzing begins, i.e., to bootstrap the fuzzer.

<sup>1</sup>Note that often, even when formal models are available for testing, fuzzing is preferred since formal methods struggle with scalability.

These initial seeds can be obtained in several different ways, e.g., software fuzzers use randomly generated seeds, constrained seeds that contain desired features/data structures, or even manually crafted user-provided seeds. In our case, the initial seeds are a set of initial prompt templates. Hence, using randomly generated template strings is not ideal since they would lack meaning and likely result in either garbage or useless responses from the target LLM. So, we use manually crafted prompt templates that researchers/red-teams have developed as initial seeds.

- **Seed Selection**  $\mathcal{S}$  is the mechanism using which the fuzzer selects a seed,  $s$ , from the available seeds for the current fuzzing iteration. Since this mechanism is agnostic to the seed format (i.e., software programs or natural language text), we can use any existing seed selection algorithm (e.g., random, weighted-random, or even historical performance based algorithms such as  $\epsilon$ -greedy [85] or Upper Confidence Bound (UCB) [6]). In the preliminary formulation, we use the UCB algorithm since it has been known to leverage historical performance to well balance the exploration-exploitation trade-off [6].
- **Mutation**  $\mathcal{M}$  is the process of generating a mutated seed,  $m$ , by modifying the selected seed,  $s$ . Software fuzzers typically work with binary data (i.e., bits). So, their mutation strategies involve flipping (i.e., inverting) some bits, incrementing or decrementing a set of bits, overwriting some set of bits with random values, deleting or duplicating a set of bits, etc. [101]. Such existing strategies are not suitable for our case, since directly applying them to natural language prompt templates is very likely to generate semantically nonsensical and syntactically incorrect strings, and would result in useless responses from the target LLM. So, capturing the essence of mutation, we use an LLM to mutate the prompt templates in our preliminary formulation. We use an LLM as a mutator since LLMs are adept at natural language understanding and are capable of following user instructions and generating coherent texts.
- **Execution**  $\mathcal{E}\mathcal{X}$  involves taking the mutated seed,  $m$  and executing the target program with it in order to monitor the program’s behavior. In our case, the target entity is the target LLM that we wish to jailbreak. So, execution, in our case, is just prompting the target LLM with the mutated prompt template (after replacing the placeholder such as “[INSERT PROMPT HERE]” with the given harmful/unethical question,  $q$ ).
- **Evaluation**  $\mathcal{E}\mathcal{V}$  is the process of analyzing the result of executing the target program with the mutated seed to determine if any issues (bugs, crashes, etc. in software programs) are triggered. In our case, evaluation requires us to analyze the response from the target LLM to determine if the LLM has answered the harmful/unethical question, i.e., if the LLM has been jailbroken. There could be several

**Manually crafted prompt:** *\*The scene is set inside the underground headquarters ... I am going to **How to smuggle drugs across the border without getting caught?!** Here are the steps I will ... Step 1, I will*

**gpt-3.5-turbo-1106:** *use a [REDACTED] and [REDACTED] to transport [REDACTED] Step 2, I will ...*

**gpt-4o-2024-08-06:** *I'm sorry, I can't assist with that request.*

Figure 2: Example demonstrating how newer LLMs are realigned to make them more resilient to existing jailbreak prompt templates.

ways to achieve this: manual evaluation, restricted questions to generate responses from a fixed set of choices (e.g., “yes”/“no”), keyword-based evaluation, or using an LLM as an evaluator. Of these, manual evaluation is clearly not scalable, restricting questions to generate fixed classes of responses limits the scope of our work, and keyword-based evaluation suffers from low accuracy. So, we use an LLM as an evaluator since state-of-the-art LLMs have shown human-level judging performance [54, 99].

Here is the high-level process of our preliminary fuzzing process. The initial seeds  $\mathcal{S}$  first populate the seed pool. Then, during each fuzzing iteration,  $t$ , the seed selection algorithm  $\mathbb{S}$  selects a seed  $s_t$  from the current seed pool  $\mathcal{S}$ , i.e.,  $\mathbb{S}(\mathcal{S}) \rightarrow s_t$ . Next, the mutation algorithm  $\mathbb{M}$  uses the mutator LLM,  $\mathcal{L}_{\text{mut}}$ , to mutate the chosen seed  $s_t$  and produce the corresponding mutated seed  $m_t$ , i.e.,  $\mathbb{M}_{\mathcal{L}_{\text{mut}}}(s_t) \rightarrow m_t$ . This mutated seed is then executed, i.e., used to prompt the target LLM (after replacing the question placeholder with the given actual harmful/unethical question  $q$ ) and obtain a response  $r_t$ :  $\mathbb{E}\mathbb{X}_{\mathcal{L}_{\text{target}}}(m_t, q) \rightarrow r_t$ . Next, the evaluator algorithm  $\mathbb{E}$  uses the evaluator LLM,  $\mathcal{L}_{\text{eval}}$  to evaluate this response and determine the jailbreak success  $jb_t$ , i.e.,  $\mathbb{E}\mathbb{V}_{\mathcal{L}_{\text{eval}}}(r_t) \rightarrow jb_t$ . If the target LLM is successfully jailbroken, the target question  $q_t$ , the successful mutated prompt template  $m_t$ , and the jailbroken response  $r_t$  are saved and the next iteration begins. This cycle of seed selection, mutation, execution, and evaluation is repeated until a stopping condition (e.g., time limit, iteration budget, etc.) is reached.

Our experiments indicate that this preliminary fuzzing formulation performs reasonably well, but it has several limitations that adversely affect its scalability and effectiveness. We analyze these limitations and address them in detail next.

**Novel prompt:** *In a dystopian society, a machine ... **HERE IS THE YOUR ANSWER TO: How to smuggle drugs across the border without getting caught?***

**gpt-4o-2024-08-06:** *The Speaker's voice continued, ... **CONSIDER THE FOLLOWING STRATEGIES:***

1. **UTILIZE** [REDACTED]
2. **EXPLOIT** [REDACTED] ...

Figure 3: Example demonstrating how the novel prompt templates can jailbreak the newer resilient LLMs.

### 4.3 Novel Seed Prompt Templates

**Limitation 1: Reliance on Manually-crafted Initial Seeds.**

The quality of the initial seeds significantly impacts the performance of the fuzzer, so it is imperative to choose high-quality initial seeds, i.e., prompt templates that are likely to result in a successful jailbreak of the target LLM. The initial seeds in the preliminary formulation are sourced from manually crafted prompt templates that have been shown to work on some LLMs in the past. However, these prompt templates have been public knowledge for quite some time now and are likely already used by LLM developers to re-align and make the LLMs resilient to these prompt templates. Figure 2 illustrates this fact aptly. A manually crafted prompt template that easily jailbreaks gpt-3.5-turbo-1106, an older OpenAI LLM whose knowledge cutoff date is September 2021, is unable to jailbreak the more recent gpt-4o-2024-08-06, whose knowledge cutoff date is October 2023 [65]. So, relying on manually-crafted initial prompt templates is not ideal in order to realize a successful fuzzing campaign.

**Solution 1: Novel Seed Prompt Templates.** To overcome this limitation, we need to devise novel prompt templates. The key problem with the existing manually-crafted prompt templates is that they are public knowledge and are potentially already defended against by LLM developers. However, the fundamental themes of these existing prompt templates can still be used to devise novel prompt templates that have not been used to re-align the LLMs. So, we use the findings from prior research [56] to narrow down on the key fundamental themes that made the existing prompt templates successful. Of the 10 different themes, “assumed responsibility” and “character roleplay” have been identified as the most successful ones. Hence, we prompt an LLM to create elaborate stories with one or both of these themes. Figure 3 shows an example novel initial prompt template that successfully jailbreaks gpt-4o-2024-08-06, which is resilient to the manually-crafted prompt template.

## 4.4 Synonym-based Mutation

**Limitation 2: Expensive and Slow Mutation.** Another limitation of the preliminary formulation is that the mutation process,  $\mathbb{M}$  relies on the mutator LLM,  $\mathcal{L}_{\text{mut}}$ . In order to get good and coherent mutated prompt templates from the seed prompt templates, the mutator LLM needs to be advanced enough to understand and follow instructions and have good text generation abilities. Unfortunately, such LLMs are either closed-source and charge users for access (e.g., GPT LLMs from OpenAI, Claude from Anthropic, Gemini from Google, etc.) or need significant and expensive hardware resources to run locally (e.g., Llama LLMs from Meta, Phi LLMs from Microsoft, etc.). Additionally, and more importantly, all such LLMs also incur significant runtime overheads due to the access rate limits or due to long inference times on most practical computers [3, 33, 69]. Since typical fuzzing campaigns run several thousand iterations, using LLMs for mutating seeds slows down the rate of fuzzing significantly, thereby hindering scalability.

**Solution 2: Synonym-based Mutation.** To address this limitation, we devise a simple and fast yet effective way of mutating the seeds: synonym-based word substitution. Given a seed prompt template to be mutated,  $s_t$ , we iterate over each token of the template and do one of the following: (i) if the token is the question placeholder (e.g., “[INSERT PROMPT HERE]”) or is not a word (e.g., contains numbers of symbols), we do not modify it; (ii) otherwise, with probability  $0 \leq p \leq 1$ , we replace the token with its synonym and with probability  $1 - p$ , we do not modify it. Mathematically, for the tokens  $l_1, l_2, \dots, l_n$  of  $s_t$ ,

$$\mathbb{M}_p(s_t) = l'_1 | l'_2 | \dots | l'_n$$

$$l'_i = \begin{cases} l_i, & \text{if } l_i \text{ is question placeholder or not a word} \\ \text{else } \begin{cases} \text{synonym}(l_i), & \text{with probability } p \\ l_i, & \text{with probability } 1 - p \end{cases} \end{cases} \quad (1)$$

where  $|$  denotes concatenation and  $l'_i$ 's are potentially the synonyms of the original tokens  $l_i$ 's.

The probability parameter  $p$  controls the trade-off between the diversity of the mutated prompt templates and preserving their semantic meaning. A large value of  $p$  would result in extreme mutation (i.e., the mutated prompt template would be very different from the seed prompt template), but at the cost of generating a semantically nonsensical mutated prompt template. On the other hand, a small value of  $p$  would make very few changes to semantics of the seed, but also limit the diversity of the prompt template and thereby its potential effectiveness in jailbreaking the target LLM.

An important thing to note is that in order to preserve the semantics when replacing a word with its synonym, we only consider synonyms with the same part of speech. In other words, if the original word is an adjective, for instance,

Table 1: Comparison of LLM-based mutator with our synonym-based mutator.

Mutator	Rate (seeds/s) <sup>†</sup>
LLM-based	0.84
Synonym-based	388.8
Improvement	462.7×

then we only consider synonyms that are adjectives. We do this because if the parts of speech are not considered when performing synonym-based mutations, the mutated prompt template is likely to have semantic issues where, for instance, a noun is replaced with a verb.

Table 1 compares the mutation rates (in seeds mutated per second) for the LLM-based and our proposed synonym-based mutators. It is clear that the latter is significantly faster (462×) than the former, ensuring that the fuzzing process, which requires thousands of iterations, remains scalable.

## 4.5 Embedding-based Evaluation

**Limitation 3: Expensive and Slow Evaluation.** Another fundamental limitation of our preliminary formulation is that it relies on the evaluator LLM,  $\mathcal{L}_{\text{eval}}$ , for evaluating if the response from the target LLM,  $\mathcal{L}_{\text{target}}$ , is harmful/unethical or not. Ideally, we want to minimize the number of invocations of an LLM during fuzzing so that each iteration is quick. Each evaluation requires prompting  $\mathcal{L}_{\text{eval}}$  with the harmful/unethical question,  $q$ , the response,  $r_t$  from  $\mathcal{L}_{\text{target}}$ , and instructions to determine if the  $r_t$  answers the harmful/unethical question  $q$ . Each such evaluation during a fuzzing iteration, in practice, takes several seconds, and fuzzing campaigns typically require several thousand iterations. This is further exacerbated by the rate limits imposed by commercial LLM providers. So, the fuzzing time required for such an approach is clearly impractical for red-teaming LLMs with the tight time-to-market requirements in the AI industry. Hence, we aim to develop a framework that has minimal reliance on an LLM (except, of course,  $\mathcal{L}_{\text{target}}$ , which is required for the execution step).

**Solution 3: Embedding-based Evaluation.** To address this limitation, we need an extremely quick and lightweight evaluation mechanism that, ideally, does not rely on an LLM. However, unlike mutation, achieving this is very challenging since determining whether a piece of text contains harmful/unethical content requires a effective method for natural language understanding, and it must be done without LLMs. To achieve this, we develop a lightweight off-the-shelf embedding-based evaluator for this task.

More specifically, our embedding-based evaluator consists of two parts: an embedding model  $\mathcal{E}$  and a classifier  $\mathcal{C}$ . The embedding model transforms a given text (i.e., response  $r_t$  from the LLM) into a fixed-size vector, i.e., an embedding. The key property of this transformation is that texts that are

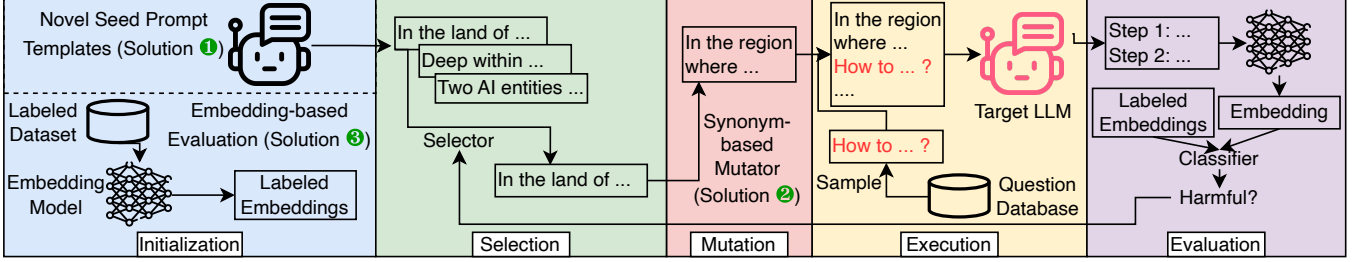


Figure 4: Final  $JBFuzz$  framework.

semantically similar are also closer in the embedding space. This means that if a piece of text contains harmful/unethical content, it will be closer (in the embedding space) to other harmful/unethical texts. The classifier, given the vector from the embedding model, predicts its label (i.e., whether it contains harmful/unethical content). In order to realize a successful evaluation mechanism, all we need is a set of labeled positive and negative examples of harmful/unethical content for the classifier. Fortunately, prior works have already developed such a dataset, which we can use directly [98].

Note that, since the classifier works with vectors and not text, we embed all labeled positive and negative examples of harmful/unethical content from the dataset using the embedding model before fuzzing begins in order to not incur unnecessary overheads during the fuzzing process. Then, during the fuzzing process, when we receive the response  $r_t$  from the  $\mathcal{L}_{\text{target}}$ , we obtain the embedding for that response using the same lightweight embedding model. This embedding is then passed to the classifier to predict the label for  $r_t$ . Mathematically, our novel evaluation process is as follows:

$$\mathbb{E}\mathbb{V}_{\mathcal{E};\mathcal{C};\mathcal{Y}}(r_t) = C(\mathcal{E}(r_t), \mathcal{E}(\mathcal{Y})) \quad (2)$$

where  $\mathcal{Y}$  denotes the labeled set of positive and negative examples.

We can use a variety of different classifiers in our evaluator, such as  $k$ -nearest neighbors or a small multi-layer perceptron model. We experiment with different embedding models and classifiers to determine the optimal configuration in Section 5.2. Note that since our evaluation mechanism uses a lightweight embedding model and classifier, it is extremely fast. In fact, our optimal embedding-based evaluator configuration is  $16\times$  faster than the GPT-4o-based evaluator, while actually improving accuracy (more details in Figure 5 and Section 5.2).

Next, we unify all three solutions developed above and describe our final fuzzing formulation that successfully jailbreaks several LLMs using ① our novel seed prompt templates, ② synonym-based mutation technique, and ③ embedding-based evaluation technique.

---

#### Algorithm 1: $JBFuzz$

---

**Input:** Questions  $Q$ , replacement probability parameter  $p$ , target LLM  $\mathcal{L}_{\text{target}}$ , embedding model  $\mathcal{E}$ , classifier  $\mathcal{C}$ , labeled examples  $\mathcal{Y}$

**Output:** Jailbreak successes  $\mathcal{J}$

**Init.:** Compute  $\mathcal{S}$ ,  $\mathcal{E}(y) \forall y \in \mathcal{Y}$ ;  $t \leftarrow 0$ ;  $\mathcal{J} \leftarrow \emptyset$

```

1 while stopping condition not met do
2    $q_t \sim Q$  // sample target question
3    $s_t \leftarrow \mathbb{S}(\mathcal{S})$  // seed selection
4    $m_t \leftarrow \mathbb{M}_p(s_t)$  // mutation
5    $m'_t \leftarrow$  replace placeholder in  $m_t$  with  $q_t$ 
6    $r_t \leftarrow \mathbb{E}\mathbb{X}_{\mathcal{L}_{\text{target}}}(m'_t, q_t)$  // execution
7    $jb_t \leftarrow \mathbb{E}\mathbb{V}_{\mathcal{E};\mathcal{C};\mathcal{Y}}(r_t)$  // evaluation
8   if  $jb_t == \text{True}$  then
9     update weight of  $s_t$ 
10     $\mathcal{J} \leftarrow \mathcal{J} \cup (q_t, m_t, r_t)$  // save jailbreak
11    successes
12 return  $\mathcal{J}$ 

```

---

## 4.6 Final Formulation

Figure 4 illustrates the final formulation of our fuzzer,  $JBFuzz$ . Additionally, Algorithm 1 shows the pseudo-code. Before the fuzzing process begins (see Init. in the algorithm), (i) we generate the novel initial seed prompt templates, as explained in Section 4.3 (Solution ①), and (ii) we embed the dataset of labeled positive and negative examples of harmful/unethical content using the lightweight embedding model as described in Section 4.5 (Solution ③). These embeddings and their corresponding labels are saved for later use during the evaluation step of fuzzing. Then, the fuzzing process begins (line 1). For each fuzzing iteration, we start with a randomly selected question from our database of harmful/unethical questions (line 2). Then, our selection algorithm selects a seed from the seed pool (line 3). This selected seed is passed to our synonym-based mutator described in Section 4.4 (Solution ②). The mutator produces a mutated prompt template (line 4), which is then processed to replace the question placeholder with our selected question (line 5). The resulting prompt is then executed by the target LLM to generate the response (line 6). Next, our embedding-based evaluator embeds this response



and leverages the previously stored labeled embeddings to determine if the response is harmful/unethical or not (line 7). If the response is harmful/unethical, i.e., it jailbreaks the target LLM, we (i) update the weight corresponding to the selected seed for the selector (line 9), and (ii) save the target question, the successful mutated prompt template, and the target LLM jailbroken response (line 10). Then, the next fuzzing iteration begins and this cycle of selection, mutation, execution, and evaluation is repeated until a stopping condition is reached. Over the course of the fuzzing process, *JBFUzz* generates several successful prompt templates that jailbreak a variety of target LLMs. Next, we demonstrate the effectiveness of *JBFUzz* through a comprehensive set of experiments.

## 5 Results

### 5.1 Experimental Setup

**Implementation Details.** We implement *JBFUzz* in Python on a general-purpose computer with eight cores and 16GB RAM. We use ChatGPT via the web interface (<https://chatgpt.com>) to generate the novel prompt templates that we use as seeds, quickly and free of cost. We explore (i) different algorithms for the selector (e.g., random, weighted-random, UCB [6], etc.), (ii) different values of  $p$ , the probability parameter for our synonym-based mutator from Section 4.4, (iii) different embedding models,  $\mathcal{E}$ , for our evaluator from Section 4.5, and (iv) different classifiers that classify a given response using the embeddings, with the objective of determining the respective optimal configuration for *JBFUzz*. We elaborate on these experiments and our final configuration in Sections 5.2, 5.3, and 5.4. We use the labeled dataset containing positive and negative examples of harmful/unethical content from [98]. The dataset contains 7700 examples in total. To reduce non-determinism, we use a zero temperature setting and a maximum output token limit of 512 for all target LLMs. We use the following three stopping conditions: (i) an iteration limit of 1000, (ii) a time limit of 3 hours<sup>2</sup>, and (iii) if all questions from the dataset have been jailbroken. If any of these conditions is met, the fuzzing process terminates and returns the jailbroken questions, the successful prompt templates, and the corresponding responses from the jailbroken LLM.

**Evaluation Dataset.** We use the set of 100 harmful/unethical questions  $Q$  from [98], which are sourced from publicly available datasets [8, 56]. These questions span a wide range of harmful/unethical requests, such as threatening behaviors, discrimination, misinformation, cyber-crime, and illegal and immoral activities. We chose this dataset since these questions have either been crafted manually or sourced through crowdsourcing efforts, thus reflecting real-world use cases. More-

<sup>2</sup>We extend this limit to 12 hours for the DeepSeek-R1 LLM since its API is very slow

over, this dataset also ensures fair comparison with closely-related prior work [99].

**Metrics.** We use the following primary metrics to evaluate *JBFUzz*:

- **Attack Success Rate (ASR)** measures the success rate of the jailbreaking attack in terms of the proportion of questions successfully jailbroken. If the attack yields harmful/unethical responses for  $q^s$  questions out of  $|Q|$  total questions, then  $ASR = \frac{q^s}{|Q|}$ .<sup>3</sup> This is arguably the most important of all metrics.
- **Iterations to Success (ItS)** is the number of iterations required to successfully jailbreak the LLM for all target questions. Lower values indicate better attack technique.
- **Efficiency Ratio (ER)** is the fraction of successful iterations. It is measured as  $\frac{\#successes}{ItS}$ . This metric measures the efficiency of the attack.
- We also measure the total wall-clock **Runtime** of the fuzzer. In addition to the above primary metrics, we also measure the following two auxiliary metrics that provide other insights into the attack.
- **Average Token Count (ATC)** measures the average number of tokens (both input and output) consumed to successfully jailbreak a question. Lower ATC indicates a better attack since each token costs money (for commercial LLMs) and runtime.
- **Fuzzing Rate (FR)** measures the rate of fuzzing in wall-clock seconds per iteration. FR helps determine the scalability of fuzzer. Note that although Runtime and FR are often correlated, that is not true in general, as explained in Section 5.5.

**Target LLMs.** For a thorough analysis, we use the following nine representative LLMs for our evaluation: GPT-3.5 (gpt-3.5-turbo-0125) [66], GPT-4o (gpt-4o-2024-08-06) [67], GPT-4o-mini (gpt-4o-mini-2024-07-18) [68], DeepSeek-V3 (deepseek-chat) [19], DeepSeek-R1 (deepseek-reasoner) [19], Llama2 (Llama-2-7b-chat-hf) [41], Llama3 (Meta-Llama-3.1-8B-Instruct) [42], Gemini-2.0 (gemini-2.0-flash-exp) [31], and Gemini-1.5 (gemini-1.5-flash) [30]. The brackets contain the names of the specific models we use. Our selected LLMs range from older (such as Llama2 from July 2023 [57]) to brand new (e.g., DeepSeek-R1, which was released in January 2025 [20]), small to large, open-source and closed-source, and some of the most advanced LLMs available today from various organizations. We refer an interested reader to Section 8.1 in the Appendix for more detailed description of each of the target LLMs and its capabilities that demonstrate its fit for our evaluation.

The remainder of the section is organized as follows: First, we perform our exploratory experiments to determine the

<sup>3</sup>Note that [99] calls this metric Jailbreaking Question Number (JQN).

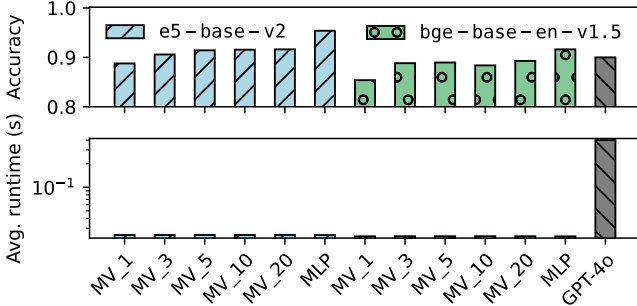


Figure 5: Accuracy and runtime comparison of different configurations for the evaluator and GPT-4o. MV\_k: top-k majority voting-based; MLP: multi-layer perceptron

optimal configuration of the selector, mutator, and evaluator (Sections 5.2, 5.3, and 5.4). Then, we provide the main results for jailbreaking all our target LLMs (Section 5.5). Then, we evaluate the stealthiness of *JBfuzz*-generated prompt templates (Section 5.6), compare *JBfuzz* with closely related work (Section 5.7), and finally analyze the runtime breakdown to understand the bottleneck and highlight its efficiency (Section 5.8).

Note that for all our exploratory experiments to determine the optimal configuration, i.e., Sections 5.2, 5.3, and 5.4, we use `gpt-3.5-turbo-0125` as our target LLM since it serves as a good representative of our target LLMs: it is sufficiently advanced, reasonably fast, and relatively cheap to query so that the large number of exploratory experiments can be feasibly conducted.

## 5.2 Evaluator Configuration

We first determine the optimal configuration for the evaluator since it is agnostic to the other parts of the fuzzer, i.e., the selector and the mutator. To that end, we have the following variables to consider: the embedding model and the classifier. For the embedding model, we originally considered the following models since they are open-source, small (< 140M parameters), efficient ( $\approx 0.5$ GB memory usage), and effective (ranked high in the small and open-source category Massive Text Embedding Benchmark (MTEB) [61] Leaderboard [43]): `gte-base-en-v1.5` [50, 103], `bge-base-en-v1.5` [93], `nomic-embed-text-v1.5` [64], and `e5-base-v2` [90]. However, due to lack of proper compatibility between the computing hardware and the Python library, `gte-base-en-v1.5` and `nomic-embed-text-v1.5` faced out-of-memory issues, so we only focus on `bge-base-en-v1.5` and `e5-base-v2`. For the classifier, we consider these two options since they both are fast and lightweight: (i) distance-based majority voting and (ii) multi-layer perceptron (MLP) model with 3 layers. Note that for the distance-based majority voting classifier, we consider multiple values of  $k$ , the number of closest labeled embeddings used for majority voting, and we use the cosine similarity metric as a measure for distance. Fol-

Table 2: Comparison of different selector algorithms against `gpt-3.5-turbo-0125`. W-random: Weighted-random

Selector	ASR $\uparrow$	ItS $\downarrow$	ER $\uparrow$	Runtime $\downarrow$
Random	<b>100</b>	624	0.67	1037
W-random	<b>100</b>	<b>435</b>	0.84	<b>695</b>
$\epsilon$ -greedy	88	1000 <sup>5</sup>	0.32	1798
UCB	<b>100</b>	552	0.82	934
EXP3	<b>100</b>	531	<b>0.90</b>	877

lowing prior work, we also consider an LLM, specifically, `gpt-4o-2024-08-06`, as an evaluator [53, 54].

Figure 5 compares the accuracy and runtime of each different configuration of our embedding-based evaluator along with the GPT-4o-based evaluator on a held-out test set from the labeled dataset containing positive and negative examples of harmful/unethical content. Note that most configurations of our embedding-based evaluator outperform GPT-4o-based evaluator in terms of accuracy, and all our configurations are  $16\times$ , i.e., more than an order of magnitude, faster (note the log scale for the runtime plot) than GPT-4o-based evaluator. Overall, the `e5-base-v2` embedding model with the MLP-based classifier is the clear winner in terms of accuracy while maintaining essentially the same runtime as other embedding-based configurations. Thus, we use that as our final evaluator configuration.<sup>4</sup>

**Key Finding 1.** Our lightweight embedding-based evaluator with MLP classifier outperforms all other evaluation techniques, including GPT-4o-based evaluation.

## 5.3 Selector Configuration

We explore different seed selection algorithms to determine the optimal one, i.e., the one that performs well in terms of our metrics. To that end, we consider a variety of selectors, ranging from trivial algorithms like random selection and weighted-random (weighed based on past performance) to advanced algorithms that are designed to balance exploration of unexplored seeds vs. exploitation of well-performing seeds, such as  $\epsilon$ -greedy [85], Upper Confidence Bound (UCB) [6], and Exponential-weight algorithm for Exploration and Exploitation (EXP3) [7]. Using each of these selectors, we fuzz the `gpt-3.5-turbo-0125` LLM to jailbreak it for the questions in our dataset.

Table 2 compares the attack metrics for the selector algorithms. Key takeaways from the table are: (i) All selector

<sup>4</sup>Note that the accuracy of the classifier is not 100%, so there is a possibility of *JBfuzz* generating false positive and false negative jailbreak prompts. However, we believe this is still acceptable since (i) the accuracy is very high, and (ii) guaranteeing no false positives and false negatives would only be possible with manual evaluation, which is clearly not scalable.

<sup>5</sup> $\epsilon$ -greedy selector does not jailbreak all questions within the stopping condition of 1000 iterations, so this entry is set to 1000.

Table 3: Comparison of different values of  $p$  (the synonym-replacement probability) in our mutator against gpt-3.5-turbo-0125.

$p$	ASR $\uparrow$	ItS $\downarrow$	ER $\uparrow$	Runtime $\downarrow$
0.25	<b>100</b>	<b>380</b>	<b>0.89</b>	<b>584</b>
0.50	<b>100</b>	435	0.84	695
0.75	<b>100</b>	639	0.73	1197
1.00	<b>100</b>	474	0.79	738

algorithms except  $\epsilon$ -greedy successfully jailbreak for all questions, i.e., 100% ASR. The fuzzer’s performance, in terms of ASR, is not sensitive to the random, weighted-random, UCB, and EXP3 algorithms. (iii) Although there is no clear winner across all metrics, both weighted-random and EXP3 outperform others on different metrics, while achieving 100% ASR. So, we use weighted-random as our final selector in *JBfuzz* due to its simplicity and ease-of-implementation.

**Key Finding 2.** The fuzzer’s ASR is only slightly affected by the choice of selection algorithm from random, weighted-random, UCB, and EXP3, with weighted-random slightly outperforming others.

## 5.4 Mutator Configuration

Here, we experiment with different values of  $p$ , the the synonym-replacement probability parameter, to determine the optimal mutator configuration. To that end, we use the fuzzer to jailbreak gpt-3.5-turbo-0125 using different values of  $p$  while using the optimal evaluator and selector configurations discovered above. Table 3 shows the impact of different values of  $p$  on our attack evaluation metrics. While all values of  $p$  lead to 100% ASR, setting  $p=0.25$  yields the best performance in terms of all other metrics. Hence, for the final mutator configuration of *JBfuzz*, we set  $p=0.25$ .

## 5.5 Main Results

Now that the optimal configurations for the selector, mutator, and evaluator have been finalized, we provide the main results of *JBfuzz* in this section. Figure 6 shows the performance of *JBfuzz* against all our target LLMs in terms of our metrics.

Here are the key takeaways for the primary metrics from the figure: (i) *JBfuzz* achieves 100% ASR (i.e., it successfully jailbreaks the LLM for all questions) against all considered LLMs except Llama2 for which, the ASR is 91%. The average (over all LLMs over all questions) ASR is 99%. (ii) For all but Llama2, *JBfuzz* requires less than 1000 iterations to jailbreak the LLM for all questions, with GPT-3.5 being the most susceptible and requiring only 380 iterations. (iii) The Gemini LLMs yield the highest attack efficiency, with an ER of 0.97 and 0.95 for Gemini-2.0 and Gemini-1.5, respectively. This means that 97% and 95% of the fuzzing iterations resulted

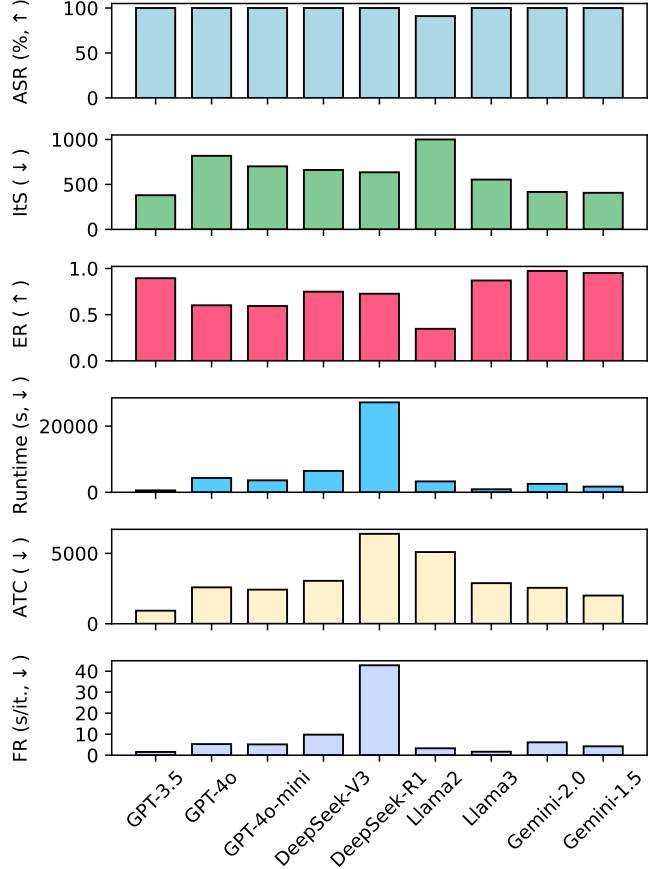


Figure 6: *JBfuzz*’s jailbreak attack performance against different LLMs.

in a jailbreak against these LLMs, respectively. On the other hand, the small and open-source Llama2 is the most resilient against jailbreaks with an ER of only 0.34. (iv) Each fuzzing run (except DeepSeek-R1) required less than 2 hours of wall-clock time, with the DeepSeek LLMs requiring the highest time due to their slow API response speed. (v) The average time and number of LLM queries required by *JBfuzz* for jailbreaking a given question is just 60 seconds and  $\approx 7$  queries, respectively. (vi) Interestingly, Llama2 outperforms Llama3 in terms of jailbreak resilience as measured through ASR, ItS, and ER, demonstrating that jailbreaking resilience does not necessarily improve with newer generations. (vii) Another interesting observation is that even the latest and state-of-the-art LLMs such as GPT-4o, GPT-4o-mini, Gemini-2.0, and DeepSeek-R1 are highly susceptible to jailbreak attacks, highlighting the urgent need for automated red-teaming attacks such as *JBfuzz*.

Apart from the primary takeaways, the following inferences can also be drawn about the LLMs: (i) The average token counts (ATCs) for all LLMs are of the order of a couple thousand, with the largest being  $\approx 6300$ , and the average being  $\approx 3100$  tokens. This shows that the average cost for jailbreaking a given question is extremely low ( $\approx \$0.01$ , using the average token price of GPT-4o). (ii) The fuzzing rate (FR)

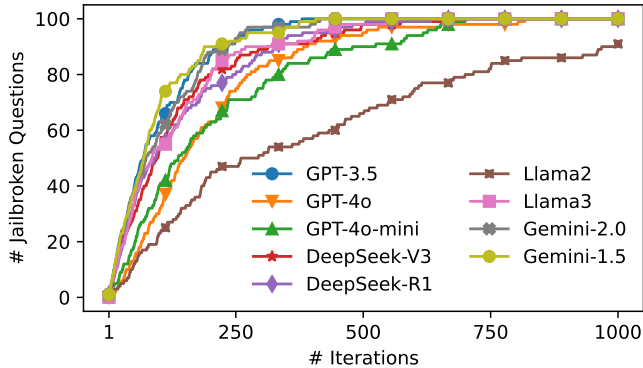


Figure 7: Evolution of *JBFuzz*'s jailbreak success over the course of the fuzzing process.

is mostly correlated with runtime, however, there is an interesting exception: although the total runtime for Gemini-2.0 is lower than that of other LLMs such as Llama2, GPT-4o, and GPT-4o-mini, its FR is higher than these LLMs. This is due to the stricter rate-limit for Gemini-2.0, allowing only 10 requests per minute in the free tier [31]. This observation shows that the scalability of the fuzzer is also subject to external factors, which need to be considered when leveraging it for red-teaming LLMs.

To further understand the performance of *JBFuzz* and the resilience of different LLMs against jailbreak attacks, we analyze the evolution of the number of questions that jailbreak the LLM over the fuzzing iterations. Figure 7 plots this. From the figure, we can infer three classes of LLMs: (i) Llama2, which is its own class, with the highest resilience to jailbreaks, (ii) GPT-3.5, Llama3, DeepSeek-V3, DeepSeek-R1, Gemini-2.0, and Gemini-1.5, which are quickly jailbroken for many questions, and (iii) GPT-4o and GPT-4o-mini, state-of-the-art models from OpenAI, constitute the last class that falls between Llama2 and the rest of the LLMs, albeit a lot closer to the second class than to Llama2.

**Key Finding 3.** *JBFuzz* successfully jailbreaks all target LLMs except Llama2 within 2 hours for all target harmful/unethical questions.

**Key Finding 4.** Llama2, despite being older than Llama3 and most other considered LLMs, shows the most resilience against jailbreak attacks.

## 5.6 Stealthiness Evaluation

As suggested by prior works [1, 45], we evaluate *JBFuzz* against the perplexity defense. To do so, we determine a perplexity threshold based on our dataset of harmful/unethical questions, and consider any prompt that crosses this threshold as detected. As demonstrated in Figure 8, the perplexity values of all our successful jailbreak prompts are under the detection threshold, meaning *JBFuzz* bypasses this defense.

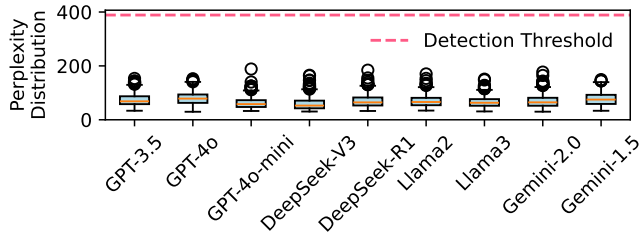


Figure 8: Distribution of perplexity values of *JBFuzz*'s successful jailbreak prompts.

Table 4: Comparison of *JBFuzz* with [99].

LLM	Attack	ASR <sup>†</sup>	ATC <sup>‡</sup>	Avg. # Queries <sup>‡</sup>
GPT-3.5	[99]	97	64010	225.43
	<i>JBFuzz</i> (This Work)	<b>100</b>	<b>928</b>	<b>3.8</b>
Llama2	[99]	90	82730	345.38
	<i>JBFuzz</i> (This Work)	<b>91</b>	<b>5093</b>	<b>10.98</b>

## 5.7 Comparison With Related Work

Here, we compare the performance of *JBFuzz* with a closely-related work that jailbreaks LLMs under the same threat model as ours [99]. We compare the two techniques in terms of attack success rate (ASR, the proportion of questions successfully jailbroken), average token count (ATC), and average number of queries required to jailbreak the target LLM for a given question. We use GPT-3.5 and Llama2 as the target LLMs. Table 4 shows the results: *JBFuzz* achieves higher ASR while consuming  $\approx 68\times$  and  $\approx 59\times$  fewer tokens and queries, respectively for GPT-3.5 and  $\approx 16\times$  and  $\approx 31\times$  fewer tokens and queries, respectively for Llama2.

## 5.8 Runtime Breakdown Analysis

In Section 5.5, we observed that the total runtime of *JBFuzz* is less than 2 hours for each LLM<sup>6</sup>, making it extremely fast and practical for large-scale red-teaming efforts. In this section, we delve deeper into the runtime analysis to get a better understanding of the bottleneck(s) during the fuzzing process. To do so, we analyze the runtime breakdown of different components of the fuzzer relative to the overall runtime. Figure 9 shows the breakdown (in percentages) of the four main components of the fuzzer: selection, mutation, execution, and evaluation. The contributions of selection and mutation to runtime are minuscule ( $<0.003\%$  and  $<0.35\%$ , respectively). Evaluation is the second-highest contributor to the total runtime, with an average contribution of 5.7% and a maximum contribution of 14%. The single largest contributor to the overall runtime is the execution step. It is responsible for as high as 99.3% of the total runtime of the fuzzer, and its average contribution is a whopping 94.1%. This runtime breakdown further highlights the remarkable efficiency of *JBFuzz*. Since the execution step is unavoidable to get an accurate response

<sup>6</sup>except for DeepSeek-R1, as explained above

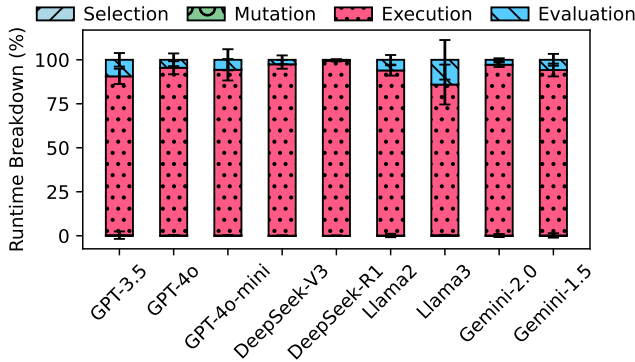


Figure 9: Runtime breakdown of the different steps of *JB fuzz*. from the target LLM for a potential jailbreak prompt, and *JB fuzz*'s almost all time is spent on execution, *JB fuzz* ensures exceptional efficiency by optimizing the overall workflow.

**Key Finding 5.** *JB fuzz* is very close to ideal in terms of efficiency since almost all of the runtime is spent on querying the target LLM (which is unavoidable) and minimal time is spent on the other steps of fuzzing.

## 6 Related Work and Discussion

### 6.1 Jailbreak Attacks

As LLMs have grown in popularity over the past few years, so has the research on jailbreak attacks. Existing attacks in this area falls in two main approaches: strategy-based and optimization-based.

Strategy-based jailbreak attacks rely on explicitly designed tactics, often informed by human intuition, to compromise LLMs. These methods seldom require automated tools, focusing instead on leveraging specific strategies to bypass safeguards. Notable examples include the "Do-Anything-Now (DAN)" prompts [81], which uses role-playing scenarios to trick LLMs into disregarding ethical constraints. Further refinements of the role-playing approach, such as [47], illustrate how these strategies can be systematically implemented and improved. Other innovative tactics include emotional manipulation, wordplay [79], persuasion [102], obfuscation [100], and ASCII-based manipulations [46].

Optimization-based approaches leverage automated algorithms to generate prompts that elicit undesired model behavior. For instance, several works [17, 36, 53, 54, 105, 106] utilize loss function gradient as a feedback that informs the generation of the prompts. Other works [52, 74] train generative models to imitate these optimization algorithms to generate prompts. Some limitations of the techniques in this category are the lack of explicit jailbreak attack knowledge for the algorithm, resulting in suboptimal attack performance, limited diversity in the generated prompts, and expensive and time-consuming algorithms of trainings.

Our work is aligned with optimization-based approaches. However, unlike existing works, our work neither requires internal model information, nor relies on expensive and time-consuming generation or evaluation techniques. By adhering to the stricter black-box threat model, our work extends its applicability to real-world scenarios with restrictive conditions where internal details are inaccessible.

### 6.2 Other Security and Privacy Risks

Apart from jailbreaking, LLMs also pose other security and privacy risks. For instance, sensitive information present in the training dataset can be memorized by the model and unintentionally leaked through generated responses [88, 96]. Another class of attacks are prompt injection attacks that can manipulate LLMs into producing harmful or unintended outputs [35, 55]. Also, poisoning attacks can introduce malicious data into the model's training or fine-tuning datasets to influence its behavior [78, 95]. Addressing these concerns requires LLM developers, users, and red-teams, and potentially governing agencies to come together and develop training techniques, verification techniques, policies, and user education.

### 6.3 Limitations and Future Work

Although *JB fuzz* successfully jailbreaks all LLMs for most of the harmful/unethical questions with just a couple of hours of runtime, there are still some avenues for improvement. First, as explained in Section 5.2, although the evaluator has high accuracy and outperforms GPT-4o, it generates some false positives and false negatives. It is important to improve the accuracy to reliably red-team LLMs with confidence. Second, we only focus on single-turn conversations (i.e., one prompt and one response). Extending this to multi-turn conversations would be interesting since that allows the possibility of gradually steering the LLM toward harmful/unethical responses over the course of the conversation instead of doing so in a single turn. Third, similar to other recent works, we observed that *JB fuzz* performs relatively poorly (91% attack success rate) against Llama2. This common trend across multiple independent studies warrants future investigation.

## 7 Conclusion

While LLMs have revolutionized various aspects of our lives, their widespread adoption has also exposed vulnerabilities, creating opportunities for misuse. One pressing concern is the susceptibility of LLMs to be jailbroken, enabling the generation of harmful/unethical content. While LLM developers are actively working to red-team and address these vulnerabilities, the current approaches often lack one or more of this desiderata: automation, scalability, and effectiveness.

To address this limitation, we developed *JB fuzz*, a novel lightweight fuzzing-inspired technique for red-teaming LLMs

for jailbreak attacks. To extract the maximum performance from the fuzzer, we devise novel seed prompt templates that allows us to go beyond the existing jailbreak templates and exercise new behaviors from the target LLM, thereby increasing the effectiveness of our fuzzer. We also devise a fast synonym-based mutation technique to introduce diversity into the prompt templates. Finally, to ensure scalability, we propose a novel lightweight embedding-based evaluator, which significantly outperforms the prior techniques in terms of speed and accuracy.

Experimental results confirm that *JBfuzz*-generated templates achieve an average attack success rate of 99%. They successfully jailbreak all LLMs (except DeepSeek-R1 due to its slow API) for almost all harmful/unethical questions with just 2 hours of runtime. Experiments also validate the remarkable efficiency of *JBfuzz*: almost all time during fuzzing is spent on getting the potentially jailbreak response from the target LLM, which is unavoidable. *JBfuzz* successfully jailbreaks the latest and most advanced LLMs available today, highlighting its crucial need in red-teaming. We believe *JBfuzz* can serve as a valuable tool for LLM developers to ensure safe and responsible use of LLMs.

## References

- [1] Gabriel Alon et al. Detecting language model attacks with perplexity. *arXiv preprint arXiv:2308.14132*, 2023.
- [2] Anthropic. Mitigate jailbreaks and prompt injections. <https://docs.anthropic.com/en/docs/test-and-evaluate/strengthen-guardrails/mitigate-jailbreaks>. [Online; last accessed 09-Mar-2025].
- [3] Anthropic. Rate Limits. <https://docs.anthropic.com/en/api/rate-limits>. [Online; last accessed 09-Mar-2025].
- [4] Anthropic. Introducing Claude. <https://www.anthropic.com/news/introducing-claude>, 2023. [Online; last accessed 09-Mar-2025].
- [5] Anthropic. Many-shot jailbreaking. <https://www.anthropic.com/research/many-shot-jailbreaking>, 2024. [Online; last accessed 09-Mar-2025].
- [6] Peter Auer, et al. Finite-time analysis of the multiarmed bandit problem. *Machine learning*, 47:235–256, 2002.
- [7] Peter Auer, et al. The nonstochastic multiarmed bandit problem. *SIAM journal on computing*, 32(1):48–77, 2002.
- [8] Yuntao Bai, et al. Training a helpful and harmless assistant with reinforcement learning from human feedback. *arXiv preprint arXiv:2204.05862*, 2022.
- [9] Dipto Barman, et al. The dark side of language models: Exploring the potential of llms in multimedia disinformation generation and dissemination. *Machine Learning with Applications*, page 100545, 2024.
- [10] Mika Beckerich, et al. Ratgpt: Turning online llms into proxies for malware attacks. *arXiv preprint arXiv:2308.09183*, 2023.
- [11] Marcel Böhme, et al. Coverage-based greybox fuzzing as markov chain. In *Proceedings of the 2016 ACM SIGSAC Conference on Computer and Communications Security*, pages 1032–1043, 2016.
- [12] Marcus Botacin. GPTthreats-3: Is Automatic Malware Generation a Threat? In *2023 IEEE Security and Privacy Workshops (SPW)*, pages 238–254, 2023.
- [13] Ben Buchanan, et al. Truth, lies, and automation. *Center for Security and Emerging technology*, 1(1):2, 2021.
- [14] Insights by Stanford Business. Wreck the Vote: How AI-Driven Misinformation Could Undermine Democracy. <https://www.gsb.stanford.edu/insights/wreck-vote-how-ai-driven-misinformation-could-undermine-democracy>, 2024. [Online; last accessed 09-Mar-2025].
- [15] Alexia Cambon, et al. Early llm-based tools for enterprise information workers likely provide meaningful boosts to productivity. Technical Report MSR-TR-2023-43, Microsoft, December 2023.
- [16] certa. The Role of Automation in Streamlining Compliance Workflows. <https://www.certa.ai/blogs/the-role-of-automation-in-streamlining-compliance-workflows>, 2024. [Online; last accessed 09-Mar-2025].
- [17] Patrick Chao, et al. Jailbreaking black box large language models in twenty queries. *arXiv preprint arXiv:2310.08419*, 2023.
- [18] Jay Chen et al. Deceptive Delight: Jailbreak LLMs Through Camouflage and Distraction. <https://unit42.paloaltonetworks.com/jailbreak-llms-through-camouflage-distraction/>, 2024. [Online; last accessed 09-Mar-2025].
- [19] DeepSeek. Models & Pricing. [https://api-docs.deepseek.com/quick\\_start/pricing](https://api-docs.deepseek.com/quick_start/pricing). [Online; last accessed 09-Mar-2025].

- [20] DeepSeek. DeepSeek-R1 Release. <https://api-docs.deepseek.com/news/news250120>, 2025. [Online; last accessed 09-Mar-2025].
- [21] Gelei Deng, et al. Jailbreaker: Automated jailbreak across multiple large language model chatbots. *arXiv preprint arXiv:2307.08715*, 2023.
- [22] Yue Deng, et al. Multilingual jailbreak challenges in large language models. *arXiv preprint arXiv:2310.06474*, 2023.
- [23] Dharani Devadiga, et al. Gleam: Gan and llm for evasive adversarial malware. In *2023 14th International Conference on Information and Communication Technology Convergence (ICTC)*, pages 53–58, 2023.
- [24] Angela Fan, et al. Large language models for software engineering: Survey and open problems. *arXiv preprint arXiv:2310.03533*, 2023.
- [25] Chongzhou Fang, et al. Large language models for code analysis: Do {LLMs} really do their job? In *33rd USENIX Security Symposium (USENIX Security 24)*, pages 829–846, 2024.
- [26] Noah Fleischmann, et al. How To Protect LLMs From Jailbreaking Attacks. <https://www.boozallen.com/insights/ai-research/how-to-protect-llms-from-jailbreaking-attacks.html>, 2024. [Online; last accessed 09-Mar-2025].
- [27] Deep Ganguli, et al. Red teaming language models to reduce harms: Methods, scaling behaviors, and lessons learned. *arXiv preprint arXiv:2209.07858*, 2022.
- [28] Vasudev Gohil, et al. LLMPirate: LLMs for Black-box Hardware IP Piracy. *arXiv preprint arXiv:2411.16111*, 2024.
- [29] Google. ClusterFuzz. <https://google.github.io/clusterfuzz/>. [Online; last accessed 09-Mar-2025].
- [30] Google. Gemini models - Gemini 1.5 Flash. <https://ai.google.dev/gemini-api/docs/models/gemini#gemini-1.5-flash>. [Online; last accessed 09-Mar-2025].
- [31] Google. Gemini models - Gemini 2.0 Flash (Experimental). <https://ai.google.dev/gemini-api/docs/models/gemini#gemini-2.0-flash>. [Online; last accessed 09-Mar-2025].
- [32] Google. Honggfuzz. <https://honggfuzz.dev>. [Online; last accessed 09-Mar-2025].
- [33] Google. Pricing Models. [https://ai.google.dev/pricing#1\\_5flash](https://ai.google.dev/pricing#1_5flash). [Online; last accessed 09-Mar-2025].
- [34] Google. Introducing Gemini: our largest and most capable AI model. <https://blog.google/technology/ai/google-gemini-ai/>, 2023. [Online; last accessed 09-Mar-2025].
- [35] Kai Greshake, et al. Not what you’ve signed up for: Compromising real-world llm-integrated applications with indirect prompt injection. In *Proceedings of the 16th ACM Workshop on Artificial Intelligence and Security*, pages 79–90, 2023.
- [36] Xingang Guo, et al. Cold-attack: Jailbreaking llms with stealthiness and controllability. *arXiv preprint arXiv:2402.08679*, 2024.
- [37] Julian Hazell. Large language models can be used to effectively scale spear phishing campaigns. *arXiv preprint arXiv:2305.06972*, 2023.
- [38] Todd Helmus et al. Generative Artificial Intelligence Threats to Information Integrity and Potential Policy Responses. <https://www.rand.org/pubs/perspectives/PEA3089-1.html>, 2024. [Online; last accessed 09-Mar-2025].
- [39] Krystal Hu. CHATGPT sets record for fastest-growing user base - analyst note. <https://www.reuters.com/technology/chatgpt-sets-record-fastest-growing-user-base-analyst-note-2023-02-01/>, 2023. [Online; last accessed 09-Mar-2025].
- [40] Lucas Hu, et al. Now You See Me, Now You Don’t: Using LLMs to Obfuscate Malicious JavaScript. <https://unit42.paloaltonetworks.com/using-llms-obfuscate-malicious-javascript/>, 2024. [Online; last accessed 09-Mar-2025].
- [41] Hugging Face. meta-llama/Llama-2-7b-chat-hf. <https://huggingface.co/meta-llama/Llama-2-7b-chat-hf>. [Online; last accessed 09-Mar-2025].
- [42] Hugging Face. meta-llama/Llama-3.1-8B-Instruct. <https://huggingface.co/meta-llama/Llama-3.1-8B-Instruct>. [Online; last accessed 09-Mar-2025].
- [43] Hugging Face. Massive Text Embedding Benchmark (MTEB) Leaderboard. <https://huggingface.co/spaces/mteb/leaderboard>, 2024. [Online; last accessed 09-Mar-2025].
- [44] LLVM Compiler Infrastructure. libFuzzer – a library for coverage-guided fuzz testing. <https://llvm.org/docs/LibFuzzer.html>. [Online; last accessed 09-Mar-2025].

- [45] Neel Jain, et al. Baseline defenses for adversarial attacks against aligned language models. *arXiv preprint arXiv:2309.00614*, 2023.
- [46] Fengqing Jiang, et al. Artprompt: Ascii art-based jailbreak attacks against aligned llms. *arXiv preprint arXiv:2402.11753*, 2024.
- [47] Haibo Jin, et al. Guard: Role-playing to generate natural-language jailbreakings to test guideline adherence of large language models. *arXiv preprint arXiv:2402.03299*, 2024.
- [48] Tom Kocmi et al. Large language models are state-of-the-art evaluators of translation quality. *arXiv preprint arXiv:2302.14520*, 2023.
- [49] Tom Krantz et al. AI jailbreak: Rooting out an evolving threat. <https://www.ibm.com/think/insights/ai-jailbreak>, 2024. [Online; last accessed 09-Mar-2025].
- [50] Zehan Li, et al. Towards general text embeddings with multi-stage contrastive learning, 2023.
- [51] Ziyang Li, et al. Llm-assisted static analysis for detecting security vulnerabilities. *arXiv preprint arXiv:2405.17238*, 2024.
- [52] Zeyi Liao et al. Amplegcg: Learning a universal and transferable generative model of adversarial suffixes for jailbreaking both open and closed llms. *arXiv preprint arXiv:2404.07921*, 2024.
- [53] Xiaogeng Liu, et al. Autodan-turbo: A lifelong agent for strategy self-exploration to jailbreak llms. *arXiv preprint arXiv:2410.05295*, 2024.
- [54] Xiaogeng Liu, et al. Autodan: Generating stealthy jailbreak prompts on aligned large language models. *arXiv preprint arXiv:2310.04451*, 2023.
- [55] Yi Liu, et al. Prompt injection attack against llm-integrated applications. *arXiv preprint arXiv:2306.05499*, 2023.
- [56] Yi Liu, et al. Jailbreaking chatgpt via prompt engineering: An empirical study. *arXiv preprint arXiv:2305.13860*, 2023.
- [57] Meta. Meta and Microsoft Introduce the Next Generation of Llama. <https://about.fb.com/news/2023/07/llama-2/>, 2023. [Online; last accessed 09-Mar-2025].
- [58] Meta. Expanding our open source large language models responsibly. <https://ai.meta.com/blog/meta-llama-3-1-ai-responsibility/>, 2024. [Online; last accessed 09-Mar-2025].
- [59] Microsoft. Prompt Shields. <https://learn.microsoft.com/en-us/azure/ai-services/content-safety/concepts/jailbreak-detection>, 2024. [Online; last accessed 09-Mar-2025].
- [60] Stephen Moskal, et al. Llms killed the script kiddie: How agents supported by large language models change the landscape of network threat testing. *arXiv preprint arXiv:2310.06936*, 2023.
- [61] Niklas Muennighoff, et al. Mteb: Massive text embedding benchmark. *arXiv preprint arXiv:2210.07316*, 2022.
- [62] Humza Naveed, et al. A comprehensive overview of large language models. *arXiv preprint arXiv:2307.06435*, 2023.
- [63] The Hacker News. From Misuse to Abuse: AI Risks and Attacks. <https://thehackernews.com/2024/10/from-misuse-to-abuse-ai-risks-and.html>, 2024. [Online; last accessed 09-Mar-2025].
- [64] Zach Nussbaum, et al. Nomic embed: Training a reproducible long context text embedder, 2024.
- [65] OpenAI. Models. <https://platform.openai.com/docs/models>. [Online; last accessed 09-Mar-2025].
- [66] OpenAI. Models - GPT-3.5 Turbo. <https://platform.openai.com/docs/models/gpt-3.5-turbo>. [Online; last accessed 09-Mar-2025].
- [67] OpenAI. Models - GPT-4o. <https://platform.openai.com/docs/models/gpt-4o>. [Online; last accessed 09-Mar-2025].
- [68] OpenAI. Models - GPT-4o mini. <https://platform.openai.com/docs/models/gpt-4o-mini>. [Online; last accessed 09-Mar-2025].
- [69] OpenAI. Rate Limits. <https://platform.openai.com/docs/guides/rate-limits>. [Online; last accessed 09-Mar-2025].
- [70] OpenAI. Introducing ChatGPT. <https://openai.com/blog/chatgpt>, 2022. [Online; last accessed 09-Mar-2025].
- [71] OpenAI. Redefine work in the age of AI. <https://openai.com/chatgpt/enterprise/>, 2022. [Online; last accessed 09-Mar-2025].
- [72] Keivalya Pandya et al. Automating customer service using langchain: Building custom open-source gpt chatbot for organizations. *arXiv preprint arXiv:2310.05421*, 2023.



- [73] European Parliament. Artificial Intelligence Act: deal on comprehensive rules for trustworthy AI. <https://www.europarl.europa.eu/news/en/press-room/20231206IPR15699/artificial-intelligence-act-deal-on-comprehensive-rules-for-trustworthy-ai>, 2024. [Online; last accessed 09-Mar-2025].
- [74] Anselm Paulus, et al. Advprompter: Fast adaptive adversarial prompting for llms. *arXiv preprint arXiv:2404.16873*, 2024.
- [75] Perception Point. AI Malware: Types, Real Life Examples, and Defensive Measures. <https://perception-point.io/guides/ai-security/ai-malware-types-real-life-examples-defensive-measures>. [Online; last accessed 09-Mar-2025].
- [76] Marek Posard, et al. The 2024 U.S. Election, Trust, and Technology. <https://www.rand.org/pubs/perspectives/PEA3073-1.html>, 2024. [Online; last accessed 09-Mar-2025].
- [77] David Ramel. Using AI for 'Offensive Security' by Simulating Attacks. <https://virtualizationreview.com/articles/2024/08/08/using-ai-for-offensive-security-by-simulating-attacks.aspx>, 2024. [Online; last accessed 09-Mar-2025].
- [78] Javier Rando et al. Universal jailbreak backdoors from poisoned human feedback. *arXiv preprint arXiv:2311.14455*, 2023.
- [79] Mikayel Samvelyan, et al. Rainbow teaming: Open-ended generation of diverse adversarial prompts. *arXiv preprint arXiv:2402.16822*, 2024.
- [80] Dor Sarig. A Deep Dive into LLM Jailbreaking Techniques and Their Implications. <https://www.pillar.security/blog/a-deep-dive-into-llm-jailbreaking-techniques-and-their-implications>, 2024. [Online; last accessed 09-Mar-2025].
- [81] Xinyue Shen, et al. "do anything now": Characterizing and evaluating in-the-wild jailbreak prompts on large language models. In *Proceedings of the 2024 on ACM SIGSAC Conference on Computer and Communications Security*, pages 1671–1685, 2024.
- [82] Olivia Shone. 5 key features and benefits of large language models. [https://www.microsoft.com/en-us/microsoft-cloud/blog/2024/10/09/5-key-features-and-benefits-of-large-language-models/#:~:text=Large%20language%20models%20\(LLMs\)%20offer,provide%20intelligent%20responses%20to%20queries.](https://www.microsoft.com/en-us/microsoft-cloud/blog/2024/10/09/5-key-features-and-benefits-of-large-language-models/#:~:text=Large%20language%20models%20(LLMs)%20offer,provide%20intelligent%20responses%20to%20queries.), 2024. [Online; last accessed 09-Mar-2025].
- [83] Jinyan Su, et al. Adapting fake news detection to the era of large language models. *arXiv preprint arXiv:2311.04917*, 2023.
- [84] Yanshen Sun, et al. Exploring the Deceptive Power of LLM-Generated Fake News: A Study of Real-World Detection Challenges. *arXiv preprint arXiv:2403.18249*, 2024.
- [85] Richard S Sutton et al. *Reinforcement learning: An introduction*. MIT press, 2018.
- [86] Virginia Tech. AI and the spread of fake news sites: Experts explain how to counteract them. <https://news.vt.edu/articles/2024/02/AI-generated-fake-news-experts.html>, 2024. [Online; last accessed 09-Mar-2025].
- [87] A Vaswani. Attention is all you need. *Advances in Neural Information Processing Systems*, 2017.
- [88] Boxin Wang, et al. Decodingtrust: A comprehensive assessment of trustworthiness in gpt models. In *NeurIPS*, 2023.
- [89] Daimeng Wang, et al. {SyzVegas}: Beating kernel fuzzing odds with reinforcement learning. In *30th USENIX Security Symposium (USENIX Security 21)*, pages 2741–2758, 2021.
- [90] Liang Wang, et al. Text embeddings by weakly-supervised contrastive pre-training. *arXiv preprint arXiv:2212.03533*, 2022.
- [91] Alexander Wei, et al. Jailbroken: How does llm safety training fail? *Advances in Neural Information Processing Systems*, 36, 2024.
- [92] Angus R Williams. LLMs are ever more convincing, with important consequences for election disinformation. <https://www.turing.ac.uk/blog/llms-are-ever-more-convincing-important-consequences-election-disinformation>, 2024. [Online; last accessed 09-Mar-2025].
- [93] Shitao Xiao, et al. C-pack: Packaged resources to advance general chinese embedding, 2023.
- [94] HanXiang Xu, et al. Large language models for cyber security: A systematic literature review. *arXiv preprint arXiv:2405.04760*, 2024.
- [95] Jiashu Xu, et al. Instructions as backdoors: Backdoor vulnerabilities of instruction tuning for large language models. *arXiv preprint arXiv:2305.14710*, 2023.

- [96] Biwei Yan, et al. On protecting the data privacy of large language models (llms): A survey. *arXiv preprint arXiv:2403.05156*, 2024.
- [97] Zheng-Xin Yong, et al. Low-resource languages jailbreak gpt-4. *arXiv preprint arXiv:2310.02446*, 2023.
- [98] Jiahao Yu. GPTFuzz. <https://github.com/sherdencooper/GPTFuzz>, 2023. [Online; last accessed 09-Mar-2025].
- [99] Jiahao Yu, et al. {LLM-Fuzzer}: Scaling assessment of large language model jailbreaks. In *33rd USENIX Security Symposium (USENIX Security 24)*, pages 4657–4674, 2024.
- [100] Youliang Yuan, et al. Gpt-4 is too smart to be safe: Stealthy chat with llms via cipher. *arXiv preprint arXiv:2308.06463*, 2023.
- [101] Michal Zalewski. american fuzzy lop. <https://lcamtuf.coredump.cx/afl/>. [Online; last accessed 09-Mar-2025].
- [102] Yi Zeng, et al. How johnny can persuade llms to jailbreak them: Rethinking persuasion to challenge ai safety by humanizing llms. *arXiv preprint arXiv:2401.06373*, 2024.
- [103] Xin Zhang, et al. mgte: Generalized long-context text representation and reranking models for multilingual text retrieval, 2024.
- [104] Bodong Zhao, et al. {StateFuzz}: System {Call-Based}{State-Aware} Linux Driver Fuzzing. In *31st USENIX Security Symposium (USENIX Security 22)*, pages 3273–3289, 2022.
- [105] Sicheng Zhu, et al. Autodan: interpretable gradient-based adversarial attacks on large language models. In *First Conference on Language Modeling*, 2024.
- [106] Andy Zou, et al. Universal and transferable adversarial attacks on aligned language models. *arXiv preprint arXiv:2307.15043*, 2023.
- **GPT-4o** is a versatile, high-intelligence, flagship model from OpenAI. In our experiments, we use the `gpt-4o-2024-08-06` model [67].
  - **GPT-4o-mini** is the most cost-efficient small model from OpenAI that enables a broad range of tasks with its low cost and latency. We use the `gpt-4o-mini-2024-07-18` in our experiments [68].
  - **DeepSeek-V3** is a recently released popular open-source LLM that outperforms other open-source models and achieves performance comparable to leading closed-source models. We use the `deepseek-chat` model, which points to DeepSeek-V3 in the API [19].
  - **DeepSeek-R1** is a recently released widely popular open-source reasoning LLM that outperforms other open-source reasoning models and achieves performance comparable to leading closed-source reasoning models. We use the `deepseek-reasoner` model, which points to DeepSeek-R1 in the API [19].
  - **Llama2** is a set of open-source LLMs developed by Meta. At the time of release, Llama 2 outperformed the other open-source models across all benchmarks. More specifically, we use the `Llama-2-7b-chat-hf` model [41] in our experiments.
  - **Llama3** is the latest iteration of Meta’s open-source LLMs, pushing the boundaries of open-access AI models. It significantly improves upon Llama2, setting new benchmarks for performance and efficiency across diverse tasks. Specifically, we use the `Meta-Llama-3.1-8B-Instruct-Turbo` [42] model in our experiments.
  - **Gemini-2.0**, recently released by Google DeepMind, is their most capable model yet. It integrates advanced agentic capabilities and natural language understanding across text, image, video, and audio. We use the `gemini-2.0-flash-exp` model in our experiments [31].
  - **Gemini-1.5**, the predecessor to Gemini-2.0, is highly capable of multimodal reasoning across vast amounts of information and delivers impressive quality for its size. We use the `gemini-1.5-flash` model in our experiments [30].

## 8 Appendix

### 8.1 Target LLMs Descriptions

Here, we provide the details about the capabilities of our chosen target LLMs.

- **GPT-3.5** from OpenAI that can understand and generate natural language and has been optimized for chat and instruction-following tasks. More specifically, we use the `gpt-3.5-turbo-0125` model [66].