

NAMI: Efficient Image Generation via Progressive Rectified Flow Transformers

Yuhang Ma*, Bo Cheng*, Shanyuan Liu*, Ao Ma, Xiaoyu Wu, Liebucha Wu,
Dawei Leng[†], Yuhui Yin

*Equal Contribution, [†]Corresponding Authors

360 AI Research,

mayuhang@360.cn, lengdawei@360.cn



Figure 1. High-quality image synthesis results from NAMI-2B demonstrate its capabilities in precise prompt following, spatial reasoning, and aesthetic quality.

Abstract

Flow-based transformer models for image generation have achieved state-of-the-art performance with larger model parameters, but their inference deployment cost remains high. To enhance inference performance while maintaining generation quality, we propose progressive rectified flow transformers. We divide the rectified flow into different stages according to resolution, using fewer transformer layers at the low-resolution stages to generate image layouts and concept contours, and progressively adding more layers as the resolution increases. Experiments demonstrate that our approach achieves fast convergence and reduces inference time while ensuring generation quality. The main contributions of this paper are summarized as follows: (1)

We introduce progressive rectified flow transformers that enable multi-resolution training, accelerating model convergence; (2) NAMI leverages piecewise flow and spatial cascading of Diffusion Transformer (DiT) to rapidly generate images, reducing inference time by 40% to generate a 1024×1024 resolution image; (3) We propose NAMI-1K benchmark to evaluate human preference performance, aiming to mitigate distributional bias and prevent data leakage from open-source benchmarks. The results show that our model is competitive with state-of-the-art models.

1. Introduction

Over the past year, text-to-image (T2I) models based on both diffusion [10, 17, 39, 45] and autoregressive ap-

proaches [3, 8, 36, 38] have achieved significant advancements in image generation quality and inference efficiency. The diffusion model approach, represented by SD3 [11] and FLUX [22], leverages rectified flow [1, 25, 28] and MM-DiT [11] architectures to achieve excellent performance. However, the increased model parameters have significantly raised training and inference costs, making commercialization more challenging. Concurrently, autoregressive (AR) models generate images through next-token prediction [31, 35]. These methods use vector quantization variational autoencoder (VQVAE) technology [49] to discretize image tokens, and then predict the next component of the image based on the previously generated tokens. The size of the codebook plays a critical role in determining both the efficiency of image generation and the image quality. Currently, AR models such as LlamaGen [47] and VAR [48] exhibit significant advantages in inference speed, but their image generation quality still falls short compared to diffusion models.

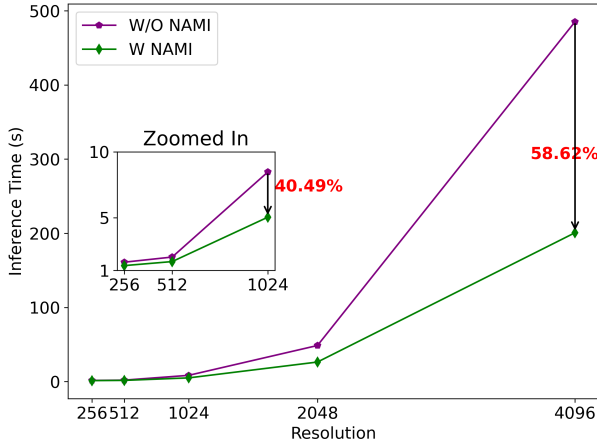


Figure 2. An overview of inference latency between the proposed NAMI-2B and FLUX-based-2B. With NAMI, inference performance improvement becomes more significant as image resolution increases. The measurements are conducted with a batch size of 1 on an A100 GPU.

Current research on optimizing the training and inference speed of diffusion models is primarily focused on areas such as latent space downsampling, reducing the number of tokens input into the DiT [32] block, and efficient attention mechanisms [51]. Several approaches have been proposed to reduce the number of input image tokens, one of which involves decomposing the image generation process from low resolution to high resolution. The matryoshka diffusion model (MatryoshkaDM) [13] innovatively integrates the low-resolution diffusion process as part of the high-resolution generation, utilizing a nested UNet [9, 40, 42] architecture to accelerate model training. Another approach

involves simultaneous upsampling of the image and denoising within the diffusion model, where the pyramid flow matching [20] method breaks down the video generation process into multiple resolution stages for independent denoising. While these methods improve the efficiency of image training or generation, each still has its own limitations.




Figure 3. Overview of the image generation process for FLUX-dev [22] and our NAMI-2B, with upscaling alignment applied during the low-resolution stages of NAMI-2B.

We observe that in the image generation process of diffusion models, rough conceptual placements and outline layouts are performed in the early stages, while detail enhancement occurs in the later stages. Currently, most methods perform unified denoising across all sampling stages without considering the underlying mechanics of the image generation process. The early layout generation process can not only be quickly executed at low resolution but can also be modeled using a subset of the model parameters. Therefore, jointly considering temporal segmentation in the sampling strategy and the rational allocation of the model space is crucial to improving the efficiency of image generation.

In this paper, we propose a spatiotemporal separation progressive framework, NAMI. We divide the rectified flow into different stages according to resolution, using fewer transformer layers at the low-resolution stages to generate image layouts and concept contours, and progressively adding more layers as the resolution increases. As shown in the Figure 3, we visualize the image generation process of FLUX-dev [22] and NAMI-2B under the same inference steps. Despite using a lower resolution and fewer model parameters in the early stages, NAMI-2B still effectively generates image layouts and concepts. Furthermore, considering the overall process, NAMI-2B achieves a faster generation speed.

Current benchmarks such as GenEval [12], DPG-Benchmark [19], and ImageReward [53], are primarily used to evaluate a model’s performance. However, these benchmarks suffer from issues such as limited caption quantity, distribution biases, and data leakage. Therefore, a more comprehensive benchmark is essential for accurately evaluating a model’s capabilities. We combine open benchmarks, AI-generated, and human-created test prompts to construct

a multidimensional evaluation dataset named NAMI-1K.

In summary, Our primary contributions are as follows:

1. Our method enables direct training on multi-resolution images, facilitating rapid learning of semantics at low resolutions and obtain details and quality at high resolutions, thereby accelerating model convergence.
2. The NAMI-2B employs temporal separation and spatial cascading within the model to efficiently generate images. Using the same model size, our approach reduces the time required to generate 1024 resolution images by 40%, while still maintaining a high level of image quality. Furthermore, as resolution increases, we observe even greater performance improvements. As shown in Figure 2.
3. We propose the NAMI-1K benchmark and evaluate our model on both NAMI-1K and open-source benchmarks. The results across multiple metrics consistently highlight the effectiveness of the proposed method.

2. Related Work

Diffusion models [10, 17, 39, 45] have become a powerful framework in image generation, with latent diffusion models further enhancing both quality and efficiency. DiT [32] has introduced a transformative change by replacing the conventional UNet [9, 40, 42] architecture with a transformer [50]-based framework. This advancement has led to the development of models such as PixArt- α [5], Hunyuan-DiT [24], SD3 [11], and FLUX [22], which efficiently integrate multimodal information to improve text-to-image generation, thereby demonstrating the effectiveness of transformer-based approaches. Notably, SD3 and FLUX employ rectified flow [1, 25, 28], which connects data and noise on a straight line, improving both training and inference efficiency. Additionally, the MM-DiT [11] block has been proposed, achieving state-of-the-art generation performance. Our work builds upon MM-DiT as the fundamental module while adopting rectified flow as a specific forward path selection strategy.

Some studies have focused on optimizing the performance of diffusion models. SANA [52] utilizes a higher downsampling rate for VAE [6, 21] and replaces vanilla quadratic attention modules with linear attention to enhance efficiency. MicroDiT [44] reduces training costs by using masks to decrease the number of input tokens. CLEAR [27] applies convolution-like local attention strategies, constraining interactions to a local window around the query token to achieve linear complexity. Although these methods provide efficiency improvements, they inevitably result in some degradation of image generation quality due to the high compression ratio of VAE [6, 21] or the reduction in token interactions. Our approach differs from these methods by decomposing the generation process, reducing model redundancy while preserving generation quality.

Furthermore, our optimization strategy is orthogonal to the aforementioned methods, allowing for parallel integration.

The denoising process [17] in diffusion models can be viewed as an image generation process that progresses from coarse-grained layouts [29] to fine-grained details. Some studies have modeled this process in conjunction with multi-scale image generation. For example, LAPGAN [23] generates images by first producing low-resolution images and then feeding them into a high-resolution model. Pyramidal denoising diffusion probabilistic models [41] have also adopted a similar approach. Pyramid flow matching [20] accelerates inference performance by implementing a pyramidal strategy over time steps. MatryoshkaDM [13] uses different-sized models at different resolution scales, enabling the training of diffusion models in pixel space. These methods have reduced training complexity and accelerated inference by leveraging multi-scale resolutions. However, they have not fully addressed the issue of parameter redundancy in DiT [32] models. Our work leverages models of varying sizes across different scale stages to maximize performance efficiency while maintaining generation quality.

3. Method

3.1. Preliminary Study

Flow-based [30, 46, 54] generative models are similar to diffusion models, where the objective is to learn a velocity field $v_\theta(x_t, t)$ that maps random noise $x_0 \sim \mathcal{N}(0, I)$ to data samples $x_1 \sim D$, via an ordinary differential equation (ODE):

$$\frac{dx_t}{dt} = v_\theta(x_t, t), \quad x_0 \sim \mathcal{N}(0, I) \quad (1)$$

Subsequently, a simple simulation-free training objective for flow generative models has been proposed. A representative method is rectified flow [1, 25, 28], which adopts linear interpolation between the noise distribution x_0 and the data distribution x_1 . It trains a neural network to approximate the velocity field via the conditional flow matching loss. The corresponding optimization procedure is termed reflow:

$$\min_\theta \mathbb{E}_{x_0 \sim \mathcal{N}(0, I), x_1 \sim D} \left[\int_0^1 \|(x_0 - x_1) - v_\theta(x_t, t)\|^2 dt \right] \quad (2)$$

where $x_t = tx_0 + (1 - t)x_1$.

3.2. Progressive Rectified Flow Transformers

Our method treats the image generation process as a transformation from a low-resolution image containing coarse-grained concepts to a high-resolution image with rich details. At low resolution, we employ piecewise flow [56] and partial modules to reduce computational costs. As shown in Figure 4, we divide the image generation into K resolution stages, where $Up(\cdot, \cdot)$ denotes the upsampling function and

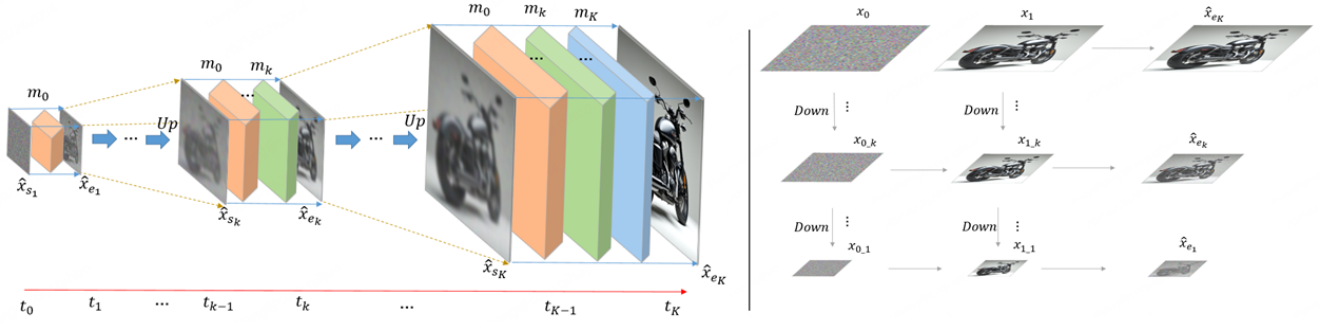


Figure 4. Overview of NAMI: The left figure shows the progressive flow transformers of NAMI, where the same color represents the same module. The right figure illustrates the method of obtaining the endpoint for each window. Specifically, we divide the image generation process into K resolution stages and the entire flow is divided into K time windows, where adjacent stages are connected through upsampling and downsampling functions. We use fewer transformer layers at the low-resolution stages to generate image layouts and concept contours, progressively adding more layers as the resolution increases.

$Down(\cdot, \cdot)$ denotes the downsampling function. For flow processing, we refer to pyramid flow matching [20] and divide the entire flow into K time windows $\{[t_{k-1}, t_k]\}_{k=1}^K$, where $1 = t_K > \dots > t_k > t_{k-1} > \dots > t_0 = 0$. Linear interpolation is also used between noise and data distribution, that is, $x_{t_k} = t_k x_0 + (1 - t_k) x_1$. The starting point for each time window is given by $\hat{x}_{s_k} = Up(Down(x_{t_{k-1}}, 2^{k+1}))$, which is obtained by upsampling the endpoint of the previous stage. The end point is given by $\hat{x}_{e_k} = Down(x_{t_k}, 2^k)$, which is obtained by downsampling x_1 and adding noise. The flow within the window is given by:

$$\hat{x}_t = t' \hat{x}_{s_k} + (1 - t') \hat{x}_{e_k}, \quad t' \in [t_{k-1}, t_k] \quad (3)$$

Additionally, we divide the corresponding model into K modules, where each module m_k ($k \in [1, K]$) consists of MM-DiT [11] blocks. For the k -th time window, the model is denoted as $\theta_k = \{m_1 \oplus \dots \oplus m_k\}_{k=1}^K$, where \oplus represents the concatenation of the blocks. Finally, our overall optimization process can be expressed as:

$$\min_{\theta_k} \sum_{k=1}^K E_{(k, t', (\hat{x}_{s_k}, \hat{x}_{e_k}))} \left[\int_{t_{k-1}}^{t_k} \|(\hat{x}_{s_k} - \hat{x}_{e_k}) - v_{\theta_k}(\hat{x}_t, t')\|^2 dt' \right] \quad (4)$$

3.3. Multi-Resolution Training

Considering knowledge sharing between modules and efficient training, we propose a multi-resolution progressive approach during the training process. Different resolutions of data can be used at different stages, and the optimization follows the approach in Section 3.2. The training process is shown in Algorithm 1. Unlike the conventional method of training at low resolutions first and then fine-tuning at higher resolutions separately, our approach enables the joint training of data with different resolutions simultaneously. This facilitates knowledge sharing within the model and helps prevent catastrophic forgetting during fine-tuning at

Algorithm 1 Multi-resolution Training with Progressive Rectified Flow Transformers

- 1: **Input:** Number of windows K , Multi-resolution Datasets $D = \{D_k\}_{k=1}^K$
 - 2: Create K time windows $[t_{k-1}, t_k]$ for $k = 1$ to K with $t_K = 1, t_0 = 0$
 - 3: Initialize $\theta_k = \{m_1 \oplus \dots \oplus m_k\}_{k=1}^K$
 - 4: **repeat**
 - 5: **for** each time window $[t_{k-1}, t_k]$ **do**
 - 6: Sample $x'_1 \sim D' \{D_k, D_{k+1}, \dots, D_K\}$
 - 7: do $Down(D', \cdot)$ until $x'_1 \sim \{D_k, D_k, \dots, D_k\}$
 - 8: Compute the start point
 - 9: Compute the end point $\hat{x}_{e_k} = x'_{t_k}$
 - 10: Sample $t' \in [t_{k-1}, t_k]$, compute $\hat{x}_t = t' \hat{x}_{s_k} + (1 - t') \hat{x}_{e_k}$
 - 11: Compute the loss:

$$\text{loss} = \|(\hat{x}_{s_k} - \hat{x}_{e_k}) - v_{\theta_k}(\hat{x}_t, t')\|^2$$
 - 12: **end for**
 - 13: Weighting the losses for different time windows and perform backpropagation
 - 14: **until** convergence
-

high resolutions. At each stage, we train using images with resolutions greater than or equal to the current resolution. The $Down(\cdot, \cdot)$ function is applied to downsample the images to the corresponding resolution, from which the starting and ending points are computed to obtain the target and loss for that stage. The loss of different stages is jointly



Figure 5. Visualization of image generation result comparison across different methods

optimized by dynamically adjusting their weights according to the training process. Additionally, during training, we also follow SD3 [11] and use logit-normal sampling for each stage. To enable CFG [16], we apply a 0.1 probability for random dropping of the prompt.

3.4. Inference

During inference, we sample a noise at the minimum res-

olution, start from stage $k = 1$ and proceed until $k = K$, where at each stage, we continue with the standard sampling algorithms of the rectified flow. For the jump points between stages, we follow pyramid flow matching [20] using nearest upsampling with renoising. Our approach of progressive rectified flow transformers can reduce 40% time during inference. The inference process is shown in Algorithm 2.

Algorithm 2 Inference with Progressive Rectified Flow Transformers

Input: Noise $x_0 \sim N(0, I)$, trained $\theta_k = \{m_1 \oplus \dots \oplus m_K\}_{k=1}^K$
2: **for** $k = 1$ to K **do**
 Use v_{θ_k} and the start point \hat{x}_{s_k} for its time window to compute the end point \hat{x}_{e_k}
4: Use \hat{x}_{e_k} for nearest upsampling and renoising to compute the next stage start point $\hat{x}_{s_{k+1}}$
 end for
6: **Output:** Generated sample x_1

4. Experiments

4.1. Model Details

In this paper, we use the MM-DiT block from FLUX [22] to build our NAMI due to its state-of-the-art performance in text-to-image generation. As shown in Table 1, our NAMI consists of 22 layers, each with 2048 channels, and uses 16 attention heads, totaling 2B parameters. Additionally, we perform ablation experiments by scaling the model down to 0.6B parameters. The layer distribution for different stages of the two models is visible in the table under layers ratio. For the text encoder, we use mT5 [55] and mCLIP [4] to enable our model with multilingual capabilities [26].

| Model | Width | Depth | Heads | Layers Ratio |
|-----------|-------|-------|-------|--------------|
| NAMI-0.6B | 1536 | 12 | 12 | 5:4:3 |
| NAMI-2B | 2048 | 22 | 16 | 9:7:6 |

Table 1. Architecture details of the proposed NAMI.

4.2. Experiments Details

We trained our NAMI-2B model using LAION [43], GRIT-20M [33], and internal data, with filtering based on semantic relevance and aesthetic quality. The total size of the training set is approximately 100 million. We set the generated image resolution to 1024 and the number of stages K to 3. The resolution for each stage is set to 256, 512, and 1024, respectively, with the corresponding time window division ratio being 1:1:1.

We trained the NAMI-2B model using the multi-resolution simultaneous training strategy described in Section 3.3. At the early stage of training, we set the learning rate to $1e-4$ and sampled three resolutions within each batch at a ratio of 4:2:1 (from low to high resolution) for 120k steps. Subsequently, we adjusted the sampling ratio to 2:4:1 and continued training for a further 80k steps. Finally, we modified the ratio to 1:2:4, reduced the learning rate to $5e-5$, and trained for 50k steps to obtain the final NAMI-2B model.

4.2.1. Quantitative Comparison

We conducted a quantitative evaluation of NAMI across multiple open-source benchmarks, comparing our approach with other open-source methods. Table 2 demonstrates the text-image alignment capability for short prompts on GenEval [12]. It can be observed that our approach achieves a leading overall ranking when compared under comparable model parameter scales. Table 3 shows the complex semantic alignment and instruction-following capability for long texts on DPG-Benchmarks [19]. Our model still demonstrates exceptional performance in certain dimensions.

| Methods | Params (B) | Overall | Single | Two | Counting | Colors | Position | CA |
|-------------------|------------|-------------|-------------|-------------|-------------|-------------|-------------|-------------|
| FLUX-dev [22] | 12.0 | 0.67 | 0.99 | 0.81 | 0.79 | 0.74 | 0.20 | 0.47 |
| FLUX-schnell [22] | 12.0 | 0.71 | 0.99 | 0.92 | 0.73 | 0.78 | 0.28 | 0.54 |
| LUMINA-Next [57] | 2.0 | 0.46 | 0.92 | 0.46 | 0.48 | 0.70 | 0.09 | 0.13 |
| SDXL [34] | 2.6 | 0.55 | 0.98 | 0.74 | 0.39 | 0.85 | 0.15 | 0.23 |
| Hunyuan-DiT [24] | 1.5 | 0.63 | 0.97 | 0.77 | 0.71 | 0.88 | 0.13 | 0.30 |
| SD3-medium [11] | 2.0 | 0.62 | 0.98 | 0.74 | 0.63 | 0.67 | 0.34 | 0.36 |
| Sana-1.6B [52] | 1.6 | 0.66 | 0.99 | 0.77 | 0.62 | 0.88 | 0.21 | 0.47 |
| NAMI-2B | 2.0 | 0.65 | 0.99 | 0.78 | 0.64 | 0.82 | 0.20 | 0.45 |

Table 2. Comparison of different methods on GenEval. With highlight the **best**, second best entries. CA means Color Attribution.

We found that GenEval [12] and DPG-Benchmark [19] primarily focus on text-image alignment, and many models exhibit overfitting on open-source benchmarks.

| Methods | Params (B) | Overall | Global | Entity | Attribute | Relation | Other |
|-------------------|------------|-------------|-------------|-------------|-------------|-------------|-------------|
| FLUX-dev [22] | 12.0 | 84.0 | 82.1 | 89.5 | 88.7 | <u>91.1</u> | 89.4 |
| FLUX-schnell [22] | 12.0 | 84.8 | 91.2 | <u>91.3</u> | 89.7 | 86.5 | 87.0 |
| LUMINA-Next [57] | 2.0 | 74.6 | 82.8 | 88.7 | 86.4 | 80.5 | 81.8 |
| SDXL [34] | 2.6 | 74.7 | 83.3 | 82.4 | 80.9 | 86.8 | 80.4 |
| Hunyuan-DiT [24] | 1.5 | 78.9 | 84.6 | 80.6 | 88.0 | 74.4 | 86.4 |
| PixArt-Σ [7] | 0.6 | 80.5 | 86.9 | 82.9 | <u>88.9</u> | 86.6 | 87.7 |
| SD3-medium [11] | 2.0 | 84.1 | 87.9 | 91.0 | 88.8 | 80.7 | 88.7 |
| Sana-1.6B [52] | 1.6 | 84.8 | 86.0 | 91.5 | 88.9 | 91.9 | 90.7 |
| NAMI-2B | 2.0 | 83.8 | <u>90.3</u> | 89.4 | 88.3 | 88.0 | <u>90.6</u> |

Table 3. Comparison of different methods on DPG-Benchmark. With highlight the **best**, second best entries.

4.2.2. Human Evaluation

To address the data leakage of open-source benchmarks and to accurately evaluate the model’s performance, We propose the NAMI-1K evaluation dataset from the perspective of human preference performance.

Dataset Construction We developed a hierarchical evaluation dataset, NAMI-1K, comprising 1,000 prompts with diverse topic categories and varying length distributions. This dataset was constructed by integrating open benchmarks, AI-generated prompts, and human-authored prompts. Specifically, 360 short prompts were selected from the open benchmarks GenEval [12] and Lumiere-Set [2] to characterize the alignment capability of text to image. While 320 human-created prompts were collected from community contributions and user interactions to reflect the model’s performance in real-world user scenarios. Additionally, 320 long prompts generated by Cogvlm2 [18],

were used to assess performance in complex semantic alignment and instruction-following capabilities.

As shown in Figure 6, the prompt lengths in GenEval are primarily concentrated within 10 words, while those in the DPG-benchmark are mainly distributed between 50 and 80 words. In contrast, NAMI-1K exhibits a diverse distribution across different lengths within 120 words. As described in Appendix 5, compared to GenEval and the DPG-benchmark, the topic distribution of NAMI-1K is more comprehensive and balanced.

Evaluation Process The evaluation was conducted by five professional annotators through cross-assessment, considering four dimensions of relevance, coherence, aesthetic quality, and realism. The numerical range of each dimension is from 0 to 100, with a higher score indicating better performance. The final overall score was calculated through a weighted aggregation of the scores across the different dimensions, with the following weights assigned: relevance (0.3), coherence (0.3), aesthetic quality (0.2) and realism (0.2).

Evaluation Results The evaluation metrics are presented in Table 4. Although our model still trails behind FLUX-dev [22], which have considerably larger parameter sizes, it shows a clear advantage over SD3-medium [11], Infinity [14], Hunyuan-DiT [24], and SANA [52], which have comparable parameter sizes. As illustrated in Figure 5, a comparison of the generation results is provided between different methods.

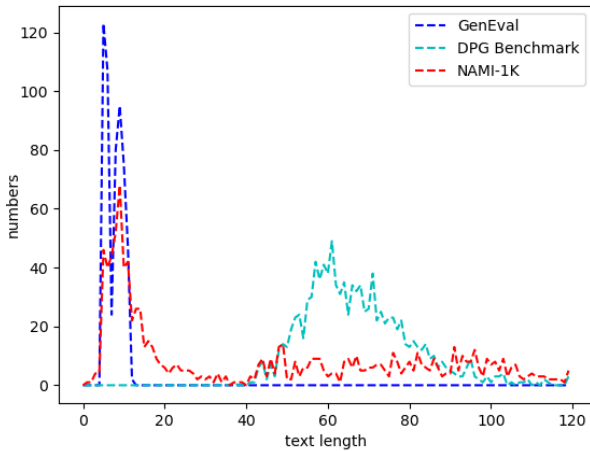


Figure 6. The distribution of text lengths across GenEval, DPG-Benchmark and NAMI-1K.

| Model | Params(B) | Rele | Cohe | Aes | Real | Overall |
|------------------|-----------|--------------|--------------|--------------|--------------|--------------|
| Flux-dev [22] | 12.0 | 83.93 | 83.28 | 84.26 | 90.16 | 85.05 |
| SD3-medium [11] | 2.0 | 75.74 | 65.90 | 61.64 | 75.74 | 69.97 |
| Infinity [14] | 2.0 | <u>76.39</u> | 65.25 | 61.97 | 74.43 | 69.77 |
| Hunyuan-DiT [24] | 1.5 | 74.43 | <u>69.51</u> | <u>63.93</u> | 64.92 | 68.95 |
| SANA [52] | 1.6 | 75.41 | 62.30 | 60.00 | 72.46 | 67.80 |
| NAMI-2B | 2.0 | 76.07 | 66.89 | 62.30 | <u>76.72</u> | <u>70.69</u> |

Table 4. Human evaluation results on NAMI-1K dataset. Rele & Cohe & Aes & Real means: Relevance & Coherence & Aesthetic & Realism. With highlight the **best**, second best entries.

4.3. Ablation Study

We sampled 2 million training data for the ablation experiment, and 1,000 for the test data. We used the NAMI-0.6B model for the experiments.

Components Effectiveness We conducted ablation experiments to separately verify the effectiveness of flow piecewise and model partitioning. We conducted two sets of experiments at 256 and 512 resolutions, with the following configurations: (1) the conventional flow model of FLUX-base, (2) the semi-NAMI structure with only flow piecewise (W NAMI only flow), and (3) the full NAMI structure incorporating both flow piecewise and model spatial decomposition.

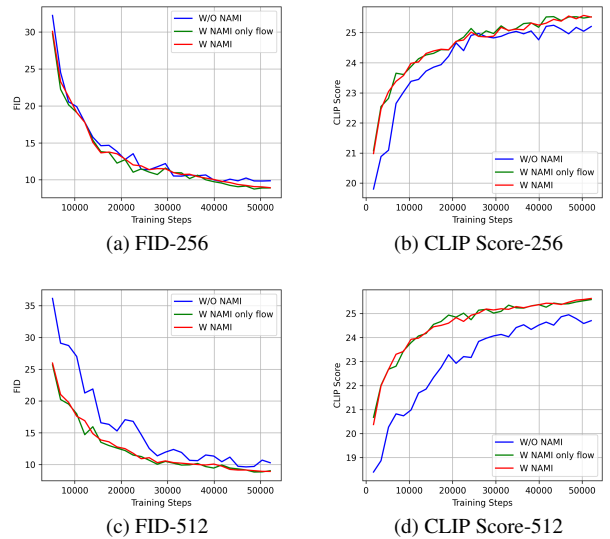


Figure 7. The effectiveness of the NAMI components at resolutions of 256 and 512.

As shown in Figure 7, experiment (1) and (3) show that NAMI converges faster, and achieves better FID [15] and CLIP [37] scores at both resolutions. This advantage becomes more pronounced at the 512 resolution, further highlighting the effectiveness of the NAMI structure in accelerating high-resolution image training and improving generation quality. Experiment (1) and (2) demonstrate the effective-

tiveness of piecewise flow and multi-resolution progressive generation. Experiment (2) and (3) compare the impact of model partitioning. We observe that although the full model has a slight convergence speed advantage in the early stages, the performance of both approaches is generally comparable. However, using partitioning provides a clear advantage in inference speed.

Model Layers Partitioning We conducted experiments on the model’s layers ratio at a resolution of 512 to evaluate the impact of layers partitioning on performance. We adjusted the layer distribution ratio across three stages, with the total number of layers fixed at 12.

As shown in Figure 8, it can be seen that too few layers in the low-resolution stage lead to a decline in performance. However, as the number of layers increases to a certain point, the model’s performance tends to saturate, and adding more layers results in redundancy in the model’s capacity. In practical applications, this can be adjusted as a hyperparameter based on an equal distribution as a baseline.

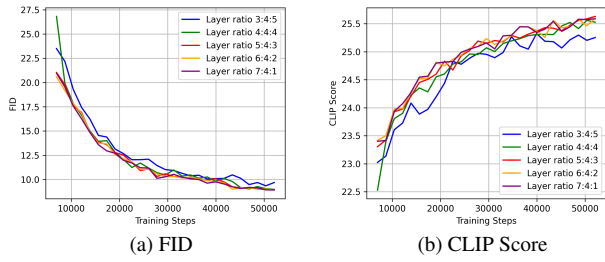


Figure 8. Ablation study on the distribution ratio of NAMI layers at different stages.

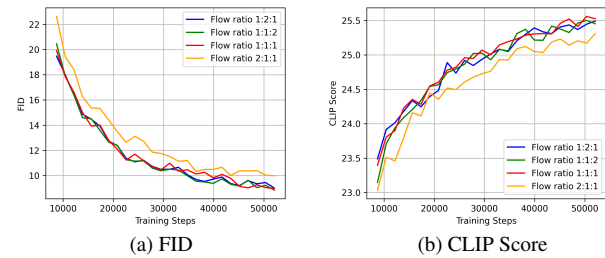


Figure 9. Ablation study on the flow piecewise ratio of NAMI at different stages.

Time Window Division Ratio We adjusted the flow window distribution ratio across the three stages to observe the impact of different stage assignments. From the experimental results in Figure 9, it is evident that overly assigning the time windows to either the low or high stages does not result in significant improvements and may even lead to a decrease in accuracy due to insufficient length in other

stages. Therefore, a uniform distribution of time windows is sufficient.

Performance of NAMI Components In addition to generation quality, we evaluated the impact of different components of the NAMI architecture on inference time. We performed 30 inference steps on an 80GB VRAM A100 GPU, excluding the time spent on the VAE [21] and text encoders. We present in Figure 2 the variation in inference advantage of our method as the resolution increases. We also evaluated the inference time advantages brought by adjusting the flow and transformer components, respectively.

As shown in Figure 10, the FLUX-based method at a resolution of 1024 shows a 28.68% reduction in inference time when only flow piecewise is applied. Additionally, with model partitioning, the inference time further decreased by 11.81%.

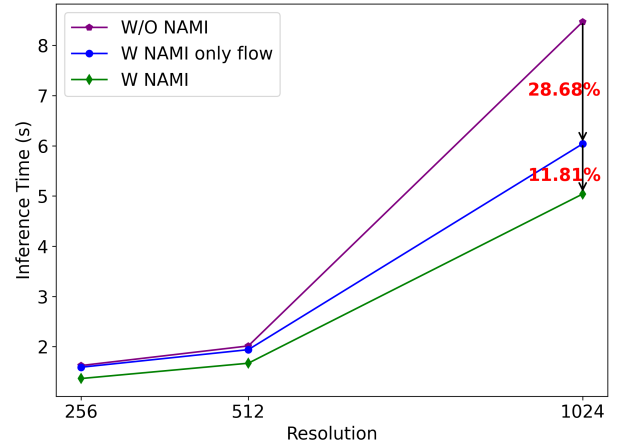


Figure 10. Ablation study on the inference time of NAMI.

5. Conclusion

In this paper, we introduce a novel multi-stage flow and spatially nested model architecture and employs a multi-resolution joint training strategy to accelerate model convergence while ensuring performance. By dividing the rectified flow into multiple stages based on resolution and progressively increasing the number of transformer layers as the resolution grows, our method efficiently balances computational cost and performance. The proposed NAMI architecture reduces inference time by 40% at 1024 resolution. Additionally, we have constructed the NAMI-1K benchmark to address the distribution biases and data leakage issues present in open-source benchmarks. The results demonstrate that our model is competitive with current state-of-the-art methods.

In the future, we plan to further combine our approach with other efficient methods to enhance generation efficiency. Furthermore, beyond the current flow structure with

three stages, we will explore additional stages to enable the generation of higher resolution. Our model also offers significant potential for expansion in image editing tasks. For example, in the early stage of the flow at low resolution, editing can be performed at the level of object contour layout, while in the later stage of flow during detail enhancement, high-level tasks such as style transfer can be applied.

References

- [1] Michael S Albergo and Eric Vanden-Eijnden. Building normalizing flows with stochastic interpolants. *arXiv preprint arXiv:2209.15571*, 2022. 2, 3
- [2] Omer Bar-Tal, Hila Chefer, Omer Tov, Charles Herrmann, Roni Paiss, Shiran Zada, Ariel Ephrat, Junhwa Hur, Guanghui Liu, Amit Raj, et al. Lumiere: A space-time diffusion model for video generation. In *SIGGRAPH Asia 2024 Conference Papers*, pages 1–11, 2024. 6
- [3] Tom Brown, Benjamin Mann, Nick Ryder, Melanie Subbiah, Jared D Kaplan, Prafulla Dhariwal, Arvind Neelakantan, Pranav Shyam, Girish Sastry, Amanda Askell, et al. Language models are few-shot learners. *Advances in neural information processing systems*, 33:1877–1901, 2020. 2
- [4] Guanhua Chen, Lu Hou, Yun Chen, Wenliang Dai, Lifeng Shang, Xin Jiang, Qun Liu, Jia Pan, and Wenping Wang. mclip: Multilingual clip via cross-lingual transfer. In *Proceedings of the 61st Annual Meeting of the Association for Computational Linguistics (Volume 1: Long Papers)*, pages 13028–13043, 2023. 6
- [5] Junsong Chen, Jincheng Yu, Chongjian Ge, Lewei Yao, Enze Xie, Yue Wu, Zhongdao Wang, James Kwok, Ping Luo, Huchuan Lu, et al. Pixart- α : Fast training of diffusion transformer for photorealistic text-to-image synthesis. *arXiv preprint arXiv:2310.00426*, 2023. 3
- [6] Junyu Chen, Han Cai, Junsong Chen, Enze Xie, Shang Yang, Haotian Tang, Muyang Li, Yao Lu, and Song Han. Deep compression autoencoder for efficient high-resolution diffusion models. *arXiv preprint arXiv:2410.10733*, 2024. 3
- [7] Junsong Chen, Chongjian Ge, Enze Xie, Yue Wu, Lewei Yao, Xiaozhe Ren, Zhongdao Wang, Ping Luo, Huchuan Lu, and Zhenguo Li. Pixart- σ : Weak-to-strong training of diffusion transformer for 4k text-to-image generation. In *European Conference on Computer Vision*, pages 74–91. Springer, 2024. 6
- [8] Mark Chen, Alec Radford, Rewon Child, Jeffrey Wu, Heewoo Jun, David Luan, and Ilya Sutskever. Generative pre-training from pixels. In *International conference on machine learning*, pages 1691–1703. PMLR, 2020. 2
- [9] Van den Oord. Conditional image generation with pixelcnn decoders. *Adv. Neural Inf. Process. Syst.*, 29, 2016. 2, 3
- [10] Prafulla Dhariwal and Alexander Nichol. Diffusion models beat gans on image synthesis. *Advances in neural information processing systems*, 34:8780–8794, 2021. 1, 3
- [11] Patrick Esser, Sumith Kulal, Andreas Blattmann, Rahim Entezari, Jonas Müller, Harry Saini, Yam Levi, Dominik Lorenz, Axel Sauer, Frederic Boesel, et al. Scaling rectified flow transformers for high-resolution image synthesis. In *Forty-first international conference on machine learning*, 2024. 2, 3, 4, 5, 6, 7
- [12] Dhruva Ghosh, Hannaneh Hajishirzi, and Ludwig Schmidt. Geneval: An object-focused framework for evaluating text-to-image alignment. *Advances in Neural Information Processing Systems*, 36:52132–52152, 2023. 2, 6
- [13] Jiatao Gu, Shuangfei Zhai, Yizhe Zhang, Joshua M Susskind, and Navdeep Jaitly. Matryoshka diffusion models. In *The Twelfth International Conference on Learning Representations*, 2023. 2, 3
- [14] Jian Han, Jinlai Liu, Yi Jiang, Bin Yan, Yuqi Zhang, Zehuan Yuan, Bingyue Peng, and Xiaobing Liu. Infinity: Scaling bit-wise autoregressive modeling for high-resolution image synthesis. *arXiv preprint arXiv:2412.04431*, 2024. 7
- [15] Martin Heusel, Hubert Ramsauer, Thomas Unterthiner, Bernhard Nessler, and Sepp Hochreiter. Gans trained by a two time-scale update rule converge to a local nash equilibrium. *Advances in neural information processing systems*, 30, 2017. 7
- [16] Jonathan Ho and Tim Salimans. Classifier-free diffusion guidance. *arXiv preprint arXiv:2207.12598*, 2022. 5
- [17] Jonathan Ho, Ajay Jain, and Pieter Abbeel. Denoising diffusion probabilistic models. *Advances in neural information processing systems*, 33:6840–6851, 2020. 1, 3
- [18] Wenyi Hong, Weihang Wang, Ming Ding, Wenmeng Yu, Qingsong Lv, Yan Wang, Yean Cheng, Shiyu Huang, Junhui Ji, Zhao Xue, et al. Cogvlm2: Visual language models for image and video understanding. *arXiv preprint arXiv:2408.16500*, 2024. 6
- [19] Xiwei Hu, Rui Wang, Yixiao Fang, Bin Fu, Pei Cheng, and Gang Yu. Ella: Equip diffusion models with llm for enhanced semantic alignment. *arXiv preprint arXiv:2403.05135*, 2024. 2, 6
- [20] Yang Jin, Zhicheng Sun, Ningyuan Li, Kun Xu, Hao Jiang, Nan Zhuang, Quzhe Huang, Yang Song, Yadong Mu, and Zhouchen Lin. Pyramidal flow matching for efficient video generative modeling. *arXiv preprint arXiv:2410.05954*, 2024. 2, 3, 4, 5
- [21] Diederik P Kingma, Max Welling, et al. Auto-encoding variational bayes, 2013. 3, 8
- [22] Black Forest Labs. Flux, 2024. 2, 3, 6, 7
- [23] Wei-Sheng Lai, Jia-Bin Huang, Narendra Ahuja, and Ming-Hsuan Yang. Deep laplacian pyramid networks for fast and accurate super-resolution. In *Proceedings of the IEEE conference on computer vision and pattern recognition*, pages 624–632, 2017. 3
- [24] Zhimin Li, Jianwei Zhang, Qin Lin, Jiangfeng Xiong, Yanxin Long, Xincheng Deng, Yingfang Zhang, Xingchao Liu, Minbin Huang, Zedong Xiao, et al. Hunyuan-dit: A powerful multi-resolution diffusion transformer with fine-grained chinese understanding. *arXiv preprint arXiv:2405.08748*, 2024. 3, 6, 7
- [25] Yaron Lipman, Ricky TQ Chen, Heli Ben-Hamu, Maximilian Nickel, and Matt Le. Flow matching for generative modeling. *arXiv preprint arXiv:2210.02747*, 2022. 2, 3
- [26] Shanyuan Liu, Dawei Leng, and Yuhui Yin. Bridge diffusion model: bridge non-english language-native text-to-image diffusion model with english communities. *arXiv preprint arXiv:2309.00952*, 2023. 6
- [27] Songhua Liu, Zhenxiong Tan, and Xinchao Wang. Clear: Conv-like linearization revs pre-trained diffusion transformers up. *arXiv preprint arXiv:2412.16112*, 2024. 3
- [28] Xingchao Liu, Chengyue Gong, and Qiang Liu. Flow straight and fast: Learning to generate and transfer data with rectified flow. *arXiv preprint arXiv:2209.03003*, 2022. 2, 3

- [29] Yuhang Ma, Shanyuan Liu, Ao Ma, Xiaoyu Wu, Dawei Leng, and Yuhui Yin. Hico: Hierarchical controllable diffusion model for layout-to-image generation. *Advances in Neural Information Processing Systems*, 37:128886–128910, 2025. 3
- [30] George Papamakarios, Eric Nalisnick, Danilo Jimenez Rezende, Shakir Mohamed, and Balaji Lakshminarayanan. Normalizing flows for probabilistic modeling and inference. *Journal of Machine Learning Research*, 22(57):1–64, 2021. 3
- [31] Niki Parmar, Ashish Vaswani, Jakob Uszkoreit, Lukasz Kaiser, Noam Shazeer, Alexander Ku, and Dustin Tran. Image transformer. In *International conference on machine learning*, pages 4055–4064. PMLR, 2018. 2
- [32] William Peebles and Saining Xie. Scalable diffusion models with transformers. In *Proceedings of the IEEE/CVF international conference on computer vision*, pages 4195–4205, 2023. 2, 3
- [33] Zhiliang Peng, Wenhui Wang, Li Dong, Yaru Hao, Shaohan Huang, Shuming Ma, and Furu Wei. Kosmos-2: Grounding multimodal large language models to the world. *arXiv preprint arXiv:2306.14824*, 2023. 6
- [34] Dustin Podell, Zion English, Kyle Lacey, Andreas Blattmann, Tim Dockhorn, Jonas Müller, Joe Penna, and Robin Rombach. Sdxl: Improving latent diffusion models for high-resolution image synthesis. *arXiv preprint arXiv:2307.01952*, 2023. 6
- [35] Alec Radford, Karthik Narasimhan, Tim Salimans, Ilya Sutskever, et al. Improving language understanding by generative pre-training. 2018. 2
- [36] Alec Radford, Jeffrey Wu, Rewon Child, David Luan, Dario Amodei, Ilya Sutskever, et al. Language models are unsupervised multitask learners. *OpenAI blog*, 1(8):9, 2019. 2
- [37] Alec Radford, Jong Wook Kim, Chris Hallacy, Aditya Ramesh, Gabriel Goh, Sandhini Agarwal, Girish Sastry, Amanda Askell, Pamela Mishkin, Jack Clark, et al. Learning transferable visual models from natural language supervision. In *International conference on machine learning*, pages 8748–8763. PmLR, 2021. 7
- [38] Aditya Ramesh, Mikhail Pavlov, Gabriel Goh, Scott Gray, Chelsea Voss, Alec Radford, Mark Chen, and Ilya Sutskever. Zero-shot text-to-image generation. In *International conference on machine learning*, pages 8821–8831. Pmlr, 2021. 2
- [39] Robin Rombach, Andreas Blattmann, Dominik Lorenz, Patrick Esser, and Björn Ommer. High-resolution image synthesis with latent diffusion models. In *Proceedings of the IEEE/CVF conference on computer vision and pattern recognition*, pages 10684–10695, 2022. 1, 3
- [40] Olaf Ronneberger, Philipp Fischer, and Thomas Brox. U-net: Convolutional networks for biomedical image segmentation. In *Medical image computing and computer-assisted intervention—MICCAI 2015: 18th international conference, Munich, Germany, October 5-9, 2015, proceedings, part III 18*, pages 234–241. Springer, 2015. 2, 3
- [41] Dohoon Ryu and Jong Chul Ye. Pyramidal denoising diffusion probabilistic models. *arXiv preprint arXiv:2208.01864*, 2022. 3
- [42] Tim Salimans, Andrej Karpathy, Xi Chen, and Diederik P Kingma. Pixelcnn++: Improving the pixelcnn with discretized logistic mixture likelihood and other modifications. *arXiv preprint arXiv:1701.05517*, 2017. 2, 3
- [43] Christoph Schuhmann, Romain Beaumont, Richard Vencu, Cade Gordon, Ross Wightman, Mehdi Cherti, Theo Coombes, Aarush Katta, Clayton Mullis, Mitchell Wortsman, et al. Laion-5b: An open large-scale dataset for training next generation image-text models. *Advances in neural information processing systems*, 35:25278–25294, 2022. 6
- [44] Vikash Sehwal, Xianghao Kong, Jingtao Li, Michael Spranger, and Lingjuan Lyu. Stretching each dollar: Diffusion training from scratch on a micro-budget. *arXiv preprint arXiv:2407.15811*, 2024. 3
- [45] Jascha Sohl-Dickstein, Eric Weiss, Niru Maheswaranathan, and Surya Ganguli. Deep unsupervised learning using nonequilibrium thermodynamics. In *International conference on machine learning*, pages 2256–2265. pmlr, 2015. 1, 3
- [46] Yang Song, Jascha Sohl-Dickstein, Diederik P Kingma, Abhishek Kumar, Stefano Ermon, and Ben Poole. Score-based generative modeling through stochastic differential equations. *arXiv preprint arXiv:2011.13456*, 2020. 3
- [47] Peize Sun, Yi Jiang, Shoufa Chen, Shilong Zhang, Bingyue Peng, Ping Luo, and Zehuan Yuan. Autoregressive model beats diffusion: Llama for scalable image generation. *arXiv preprint arXiv:2406.06525*, 2024. 2
- [48] Keyu Tian, Yi Jiang, Zehuan Yuan, Bingyue Peng, and Liwei Wang. Visual autoregressive modeling: Scalable image generation via next-scale prediction. *Advances in neural information processing systems*, 37:84839–84865, 2025. 2
- [49] Aaron Van Den Oord, Oriol Vinyals, et al. Neural discrete representation learning. *Advances in neural information processing systems*, 30, 2017. 2
- [50] Ashish Vaswani, Noam Shazeer, Niki Parmar, Jakob Uszkoreit, Llion Jones, Aidan N Gomez, Lukasz Kaiser, and Illia Polosukhin. Attention is all you need. *Advances in neural information processing systems*, 30, 2017. 3
- [51] Jing Wang, Ao Ma, Jiasong Feng, Dawei Leng, Yuhui Yin, and Xiaodan Liang. Qihoo-t2x: An efficient proxy-tokenized diffusion transformer for text-to-any-task. *arXiv preprint arXiv:2409.04005*, 2024. 2
- [52] Enze Xie, Junsong Chen, Junyu Chen, Han Cai, Haotian Tang, Yujun Lin, Zhekai Zhang, Muyang Li, Ligeng Zhu, Yao Lu, et al. Sana: Efficient high-resolution image synthesis with linear diffusion transformers. *arXiv preprint arXiv:2410.10629*, 2024. 3, 6, 7
- [53] Jiazheng Xu, Xiao Liu, Yuchen Wu, Yuxuan Tong, Qinkai Li, Ming Ding, Jie Tang, and Yuxiao Dong. Imagereward: Learning and evaluating human preferences for text-to-image generation. *Advances in Neural Information Processing Systems*, 36:15903–15935, 2023. 2
- [54] Yilun Xu, Ziming Liu, Max Tegmark, and Tommi Jaakkola. Poisson flow generative models. *Advances in Neural Information Processing Systems*, 35:16782–16795, 2022. 3
- [55] Linting Xue, Noah Constant, Adam Roberts, Mihir Kale, Rami Al-Rfou, Aditya Siddhant, Aditya Barua, and Colin

- Raffel. mt5: A massively multilingual pre-trained text-to-text transformer. *arXiv preprint arXiv:2010.11934*, 2020. 6
- [56] Hanshu Yan, Xingchao Liu, Jiachun Pan, Jun Hao Liew, Qiang Liu, and Jiashi Feng. Perflow: Piecewise rectified flow as universal plug-and-play accelerator. *Advances in Neural Information Processing Systems*, 37:78630–78652, 2025. 3
- [57] Le Zhuo, Ruoyi Du, Han Xiao, Yangguang Li, Dongyang Liu, Rongjie Huang, Wenze Liu, Lirui Zhao, Fu-Yun Wang, Zhanyu Ma, et al. Lumina-next: Making lumina-t2x stronger and faster with next-dit. *arXiv preprint arXiv:2406.18583*, 2024. 6

A. Detailed Description of NAMI-1K

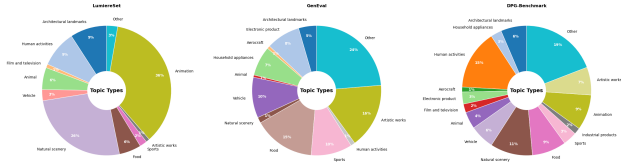


Figure 11. The distributions of topic types of GenEval, LumiereSet and DPG-Benchmark.

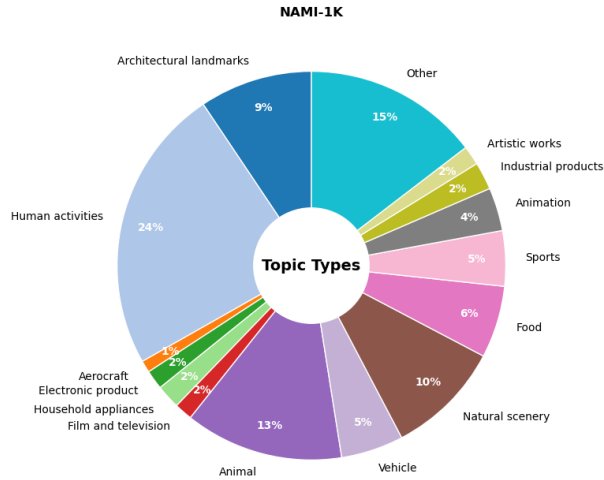


Figure 12. The distribution of topic types of NAMI-1K.

NAMI-1K, consisting of 1,000 prompts with diverse topic categories and varying length distributions. Specifically, 360 short prompts were selected from the open benchmarks GenEval and LumiereSet to characterize the alignment capability of text to image. While 320 human-created prompts were collected from community contributions and user interactions to reflect the model’s performance in real-world user scenarios. Additionally, 320 long prompts generated by CogVlm2, were used to assess performance in complex semantic alignment and instruction-following capabilities.

As shown in Figure 11 and Figure 12, We selected the top 14 topics and analyzed the distribution of sample counts across these categories. Compared to GenEval and DPG-Benchmark, the NAMI-1K dataset exhibits a significantly richer variety of prompt topics and is more closely aligned with real-world application scenarios.

We select five prompts from each of the three major categories for demonstration, as outlined below.

Open-benchmarks Prompts

1. "A photo of four apples."
2. "A photo of a toothbrush and a carrot."
3. "A photo of a green bus and a purple microwave."
4. "A beautiful sunrise on mars, Curiosity rover. High definition, timelapse, dramatic colors."
5. "View of a castle with fantastically high towers reaching into the clouds in a hilly forest at dawn."

Human-created Prompts

1. "The Little Match Girl."
2. "A pair of sisters happily folding paper airplanes."
3. "A man hugging a tiger in a lucid nightmare."
4. "How to raise a healthy and happy dog."
5. "Chester Zoo staff member taking a picture of cheetah footprint."

AI-generated Prompts

1. "A man wearing a red hat, with a beard and mustache, and a red scarf around his neck. He is looking directly at the camera, giving the impression of a portrait. The man appears to be well-dressed, possibly in a suit, and his attire is complemented by the red hat and scarf. The overall atmosphere of the painting is one of sophistication and elegance."

2. "A blue gate with a white fence, adorned with pink flowers. The gate is open, allowing a view of the garden beyond. The garden is filled with various potted plants, some of which are placed on the ground, while others are positioned on the fence. The plants are of different sizes and colors, creating a vibrant and lively atmosphere. The combination of the blue gate, white fence, and the abundance of flowers and plants make the scene visually appealing and inviting."

3. "A colorful illustration of a rocket blasting off into space, with a bright moon in the background. The rocket is positioned towards the top of the scene, while the moon is located towards the left side. The illustration is set against a dark background, which contrasts with the vibrant colors of the rocket and the moon. The overall scene is visually appealing and captures the essence of space exploration."

4. "The afterglow of the setting sun casts a golden hue on the winding Great Wall, presenting a realistic scene. The bricks of the Great Wall appear ancient and sturdy under the golden sunlight, with each brick clearly visible. The distant mountains, illuminated by the sunset, show varying shades of orange and red, with distinct contours. Occasionally, a few birds fly over the Great Wall, adding a touch of vitality to the scene. In the background, the sky is dyed with brilliant shades of orange, red, and purple, with a few clouds scattered, making it exceptionally magnificent."

5. "A man in a black suit is standing on the street, holding a golden saxophone. His head is slightly bowed,

and his eyes are closed, seemingly immersed in the music. The metallic sheen of the saxophone glistens in the sunlight, with details such as rings and keys clearly visible. The man's shoes are black leather, polished to a shine. The background features a busy city street, with a few cafes on the roadside, their tables and chairs neatly arranged outdoors, and several customers leisurely sipping coffee. In the distance, there are skyscrapers, with blue skies and white clouds highlighting the city's prosperity."

B. More Results of NAMI



Figure 13. "Pug dog listening to music with big headphones.", "Low angle of pouring beer into a glass cup."



Figure 14. "Aerial view of a hiker man standing on a mountain peak.", "Close up of grapes on a rotating table. High definition."



Figure 15. "Time and Space Tunnel", "Wedding dress"



Figure 16. "a photo of four bowls", "a photo of a bird"



Figure 17. "a photo of a cat", "A fat rabbit wearing a purple robe walking through a fantasy landscape."



Figure 18. "A panda standing on a surfboard in the ocean in sunset, 4k, high resolution.", "A squirrel eating a burger."



Figure 19. "Watch the fire from the shore", "red fox running in the snow"



Figure 20. "Cesar, french sculptor, in his studio", "Grace Gummer at the party"




Figure 21. "Toy Poodle dog rides a penny board outdoors", "Traveler walking alone in the misty forest at sunset."



Figure 22. "Turtle swimming in ocean.", "PHOTOS: Life in the fast lane for our Olympic swimmers"



Figure 23. "Teddy bear walking down 5th Avenue, front view, beautiful sunset, close up, high definition, 4k.", "Time lapse at a fantasy landscape, 4k, high resolution."



Figure 24. "a rustic lantern of wood, candles around and vintage vases with baby's breath", "cotton picking season. blooming cotton field. close up of the crop before the harvest, under a golden sunset light. - cotton stock videos & royalty-free footage."



Figure 25. "a vast grassland appears particularly green under the sunlight, dotted with colorful wildflowers. A gentle breeze causes waves in the grass. In the distance, rolling mountains stand majestically against the backdrop of blue sky and white clouds. A few white sheep graze leisurely on the grass, with a shepherd dog guarding nearby. In the foreground, a clear stream meanders through, its water sparkling in the sunlight. Butterflies flutter among the flowers, and birds sing joyfully on the branches. The overall picture is rendered in a realistic style, with rich details and vibrant colors.", "Talk on paper"



Figure 26. "Omar Elabdellaoui injured in the eye as a result of the accident at the New Year's Eve celebration", "A specimen of a variety of quartz showing conchoidal fracture"



Figure 27. "The image features a beautiful painting of a forest at night, with a full moon illuminating the scene. The moon is positioned in the upper left corner of the painting, and its light casts a glow on the trees and the surrounding area. The forest is filled with trees, some of which are taller and closer to the foreground, while others are smaller and further away. The painting captures the serene atmosphere of the nighttime forest, with the moon as the main focal point.", "a man wearing a cowboy hat and a suit, with a beard and mustache. He is looking directly at the camera, giving the impression of a confident and distinguished appearance. The man's attire and hat suggest that he might be a cowboy or a businessman with a unique sense of style. The overall atmosphere of the image is one of sophistication and confidence."