

Universal scaling relation for growth phenomena

Evandro A. Rodrigues

E-mail: evandrofisico@gmail.com

Instituto de Física, Universidade de Brasília, 70910-900, Brasília, DF, Brasil

Edwin E. Mozo Luis

E-mail: emozo@id.uff.br

Instituto de Física, Universidade Federal Fluminense, Avenida Litorânea s/n, 24210-340, Niterói, RJ, Brazil

Thiago A. de Assis

E-mail: thiagoaa@ufba.br

Instituto de Física, Universidade Federal da Bahia, Campus Universitário da Federação, Rua Barão de Jeremoabo s/n, 40170-115, Salvador, BA, Brazil
Instituto de Física, Universidade Federal Fluminense, Avenida Litorânea s/n, 24210-340, Niterói, RJ, Brazil

Fernando A. Oliveira

E-mail: fao@fis.unb.br

Instituto de Física, Universidade de Brasília, 70910-900, Brasília, DF, Brasil
Instituto de Física, Universidade Federal Fluminense, Avenida Litorânea s/n, 24210-340, Niterói, RJ, Brazil

Abstract. The Family-Vicsek relation is a seminal universal relation obtained for the global roughness at the interface of two media in the growth process. In this work, we revisit the scaling analysis and, through both analytical and computational means, show that the Family-Vicsek relation can be generalized to a new scaling independent of the size, substrate dimension d , and scaling exponents. We use properties of lattice growth models in the Kardar-Parisi-Zhang and Villain-Lai-Das Sarma universality classes for $1 \leq d \leq 3$ to support our claims.

1. Introduction

The growth phenomenon is a class of dynamic processes happening in the interface between two media that can be described as natural and universal, which encompasses a wide field of applications [1–4]. Some examples of growth systems are atomic deposition [5], evolution of bacterial colonies [6, 7], spherical models [8], and corrosion [9–15]. Models have been proposed and studied through very creative experiments [6, 7, 16], analytical and numerical solutions [17, 18], simulations [19–22], and few exact results for specific situations [23–29].

In the context of lattice models, different internal dynamics can lead to distinct irregular interfaces characterized by measures like the mean and the standard deviation of the surface height. The latter is often called the global roughness, $w(t)$ whose square is defined as

$$w^2(L, t) = \frac{1}{L^d} \sum_{i=1}^{L^d} \chi_i^2(t), \quad (1)$$

where $\chi_i(t) \equiv h_i(t) - \langle h_i(t) \rangle$. Here, $h_i(t)$ is the height of the i -th site, with $i = 1, 2, \dots, L^d$, where d is the substrate dimension. Though the average height $\langle h_i(t) \rangle$ increases continuously due to the growth process, the dynamic in some interface growth models leads to surface width saturation after the roughening buildup. For many systems, the saturated surface width, w_s , is often expressed as a function of the lateral size of the substrate, L , as the power law $w_s \sim L^\alpha$, α being the global roughness exponent. The saturation occurs at times larger than a characteristic time t_\times that follows the power law $t_\times \sim L^z$, where z is the dynamic exponent. Before saturation ($t \ll t_\times$), $w(L, t)$ evolves as a power law $w(L, t) \sim t^\beta$, where β is the growth exponent.

In the context of continuum models, most surface growth phenomena are modeled through stochastic Langevin equations, such as the Kardar-Parisi-Zhang (KPZ) one [24]

$$\frac{\partial h(\vec{x}, t)}{\partial t} = \mu \nabla^2 h(\vec{x}, t) + \frac{\lambda}{2} [\vec{\nabla} h(\vec{x}, t)]^2 + \xi(\vec{x}, t). \quad (2)$$

Here $h : \mathbb{R}^d \times \mathbb{R}^+ \rightarrow \mathbb{R}$ denotes the interface height at point $\vec{x} \in \mathbb{R}^d$ at time $t \geq 0$. The parameters μ (surface tension) and λ are related to Laplacian smoothing and tilting, respectively. The growth appears in a direction orthogonal to the d -dimensional substrate hyperplane defined by \vec{x} , so we are dealing with a $(d+1)$ -dimensional space. For applications in film growth, $d = 2$. We note that $h(\vec{x}, t)$ displays different scaling properties in the growth direction from those along directions in the \vec{x} plane. The stochastic process is characterized by the zero mean white noise, $\xi(\vec{x}, t)$, with

$$\langle \xi(\vec{x}, t) \xi(\vec{x}', t') \rangle = 2D \delta^{(d)}(\vec{x} - \vec{x}') \delta(t - t'), \quad (3)$$

where D is the noise intensity.

The hypothesis that we can treat a macroscopic system as being homogeneous brings us to the scaling-invariance and universality of the scaling exponents [32]. Off-equilibrium lattice dynamics also exhibit important scaling phenomena [33, 34]. These concepts are particularly important in phase transition [32] and growth phenomena [24]. For surface growth, we shall discuss the Family-Vicsek relation and its generalization, our foremost goal in this work.

For most growth models, there is no exact analytical result for $w(t)$, the EW case being a rare exception due to its linearity. Indeed, if we consider the particular case of the KPZ class, one of the most studied growth models. It has not been exhausted as yet. For $d = 1$, probabilities distributions has been obtained [25–27, 29] for the height deviations $y = h - \langle h \rangle$ in the form $P(y/w)$, which does not allows one to obtain $w(t)$. To obtain $w(t)$, we need to go far beyond our present knowledge. Consequently, we need the support of computer simulations for a while.

Before proceeding with the simulations, we note that the growth process creates a fractal interface [2, 3, 35–37]. Second, the self-affinity relationship within fractals is equivalent to the scale dynamics in the renormalization process. Finally, scaling yielded the first nontrivial relations between exponents. Thus we write [32]

$$w(L, t) = \rho^{-1} w(\rho^b L, \rho^c t), \quad (4)$$

where ρ is an arbitrary parameter. To get a useful relation we choose $\rho = L^{-1/b}$, which imply that $b \equiv \alpha^{-1}$, and $c \equiv \beta^{-1}$. Therefore, we obtain

$$\begin{aligned}
w(L, t) &= w_s w(1, \tau) \\
&= w_s f_1(\tau) = \begin{cases} c_1 t^\beta, & \text{if } t \ll t_\times \\ w_s, & \text{if } t \gg t_\times, \end{cases} \quad (5)
\end{aligned}$$

known as Family-Vicsek (FV) relation [38]. Here, c_1 is a constant and $\tau \equiv t/t_\times$. The FV relation reflects the results found in many experimental situations [2, 39, 40].

A consequence of this scaling is that for a given substrate dimension d , the curves $w(L, t)/w_s$, as a function of τ , collapse into the same curve independent of L . One of the consequences of the FV relation is the scaling

$$z = \frac{\alpha}{\beta}, \quad (6)$$

which is universal for any growth and dimension, i.e., is model independent [2].

2. Generalization of the Family-Vicsek relation

Now we argue that there is a hidden, more universal relation that does not depend on the substrate dimension d . Choosing $\rho = t^{-1/c}$, then Eq. (4) becomes

$$w(L, t) = t^\beta w([L^z/t]^{1/z}, 1) = t^\beta f_2(\tau), \quad (7)$$

with the same exponents b and c as in Eq. (5). Here

$$f_2(\tau) = \begin{cases} c_1, & \text{if } \tau \ll 1 \\ w_s/\tau^\beta, & \text{if } \tau \gg 1. \end{cases} \quad (8)$$

Here c_1 is as in Eq. (5). Second, let us divide Eq. (7) by w_s , and considering that $w_s = L^\alpha = t_\times^\beta$, $\Omega \equiv [w(L, t)/w_s]^{1/\beta}$ and $\psi(\tau) \equiv \tau f_2(\tau)^{1/\beta}$ to get

$$\Omega = \psi(\tau) = \begin{cases} \tau, & \text{if } \tau \ll 1 \\ 1, & \text{if } \tau \gg 1. \end{cases} \quad (9)$$

The function ψ is universal for each universality class since it does not depend on d , L , or the scaling exponents. Thus Eq. (9) is a generalization of the FV relation (5). In brief, the relation (5) gives us scaling functions, which are independent of the size L , while the relation (9) gives us functions that are size, dimension, and exponents independent. Note that in the FV relations we scale $w(t)/L^\alpha$ and t/L^z . In the generalized FV relation, we add a new scale for the exponent β , i.e., $[w(t)/L^\alpha]^{1/\beta}$. Thus, we get the missing relation and contemplate all the exponents in this way. This is our major result.

Observe that, as in the FV case, we do not need to have $w(t)$. Thus we do not have $\psi(\tau) = \Omega(\tau) = [w(L, t)/w_s]^{1/\beta}$ to finalize our scaling relation. However, it would be useful to have at least an approximation for $\psi(\tau)$. We shall comment here that the analysis from Alves *et al.* [14], for etching model in $d = 1$ yields

$$w(L, t) = w_s [1 - \exp(-\tau)]^{1/2}, \quad (10)$$

for times $t < t_c < t_\times$, where t_c is the time where correlations start, i.e., before that, we have a simple Brownian motion. Additionally, they obtained w_s and showed that $w_s \propto L^{1/2}$, i.e., $\alpha = 1/2$ exactly, which supports their method and the conclusion that the etching model belongs

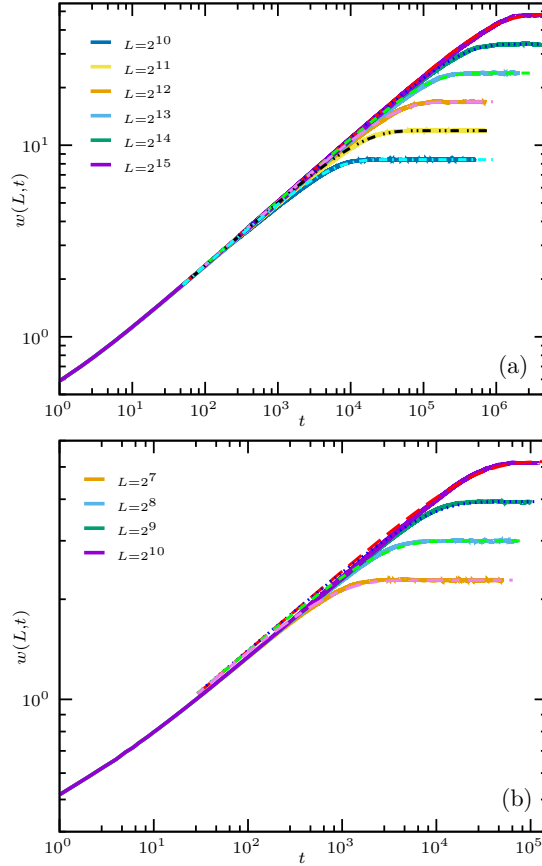


Figure 1. $w(L, t)$ vs. t considering the RSOS model and $L = 2^n$. (a) Results for $d = 1$, with $10 \leq n \leq 15$, considering 12000, 10000, 8000, 4800, 3200 and 3000 independent realizations, respectively. (b) Results for $d = 2$ with $7 \leq n \leq 10$, considering 9600, 7200, 4800 and 3000 independent realizations, respectively. The dashed lines are fittings using Eq. (11).

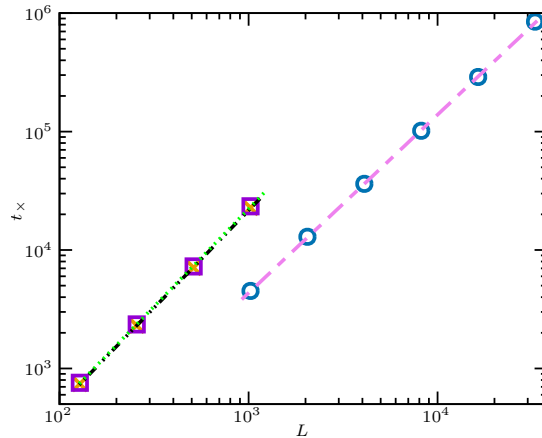


Figure 2. t_\times vs. L for RSOS model in $d = 1$ (circles) and 2 (squares and crosses), where t_\times is extracted from Eq. (11). The dashed lines have a slope 1.505(5) [if $\beta = 1/3$ is considered] (violet), and 1.647(9) [if $\beta = 0.2361$ is considered [37]] (green) and 1.643(8) [if $\beta = 0.2414$ is considered [41]] (black).

to the KPZ universality class. As we already mentioned, that conclusion was later proved by Gomes *et al.* [15] for all dimensions. Based on that, we propose the empirical relation

$$w(L, t) = w_s [1 - \exp(-\tau)]^\beta. \quad (11)$$

It means that we replace the uncorrelated exponent of Eq. (11) with the correlated one, which satisfies the scaling (5) and (9). In this way, we get

$$\psi(\tau) = 1 - \exp(-\tau), \quad (12)$$

which shows up to be precise in treating the empirical data.

3. Simulations of KPZ lattice models

Next, to verify if Eq. (12) is reasonable, we simulate three cellular automata that consistently model properties of the KPZ equation [24], namely: the restricted solid-on-solid (RSOS) [42], the single step (SS) [43–47] and the etching models [9]. Recently, Gomes *et al.* [15] have shown that the $d + 1$ dimensional etching model yields the KPZ equation in the continuous limit. For the particular case of the KPZ models, the fluctuation-dissipation relation has recently obtained quite considerable attention [30, 31].

In the simulations, we randomly choose, at time t , a column of the deposit in the R^d space. We consider the lattice constant the unit length (i.e., $a = 1$) and the flux of particles per site per time unit towards the substrate be constant, so a (dimensionless) time unity corresponds to the deposition of L^d particles. All simulations have been performed by considering periodic boundary conditions and an initial substrate with $h(\vec{x}, 0) = 0$, except with the SS model, for which $h_i = [1 + (-1)^i]/2$ for $d = 1$, $h_{i,j} = [1 + (-1)^{i+j}]/2$ for $d = 2$ [$1 \leq (i, j) \leq L$] and $h_{i,j,k} = [1 + (-1)^{i+j+k}]/2$ for $d = 3$ [$1 \leq (i, j, k) \leq L$], with $\{i, j, k\} \in \mathbb{N}$.

In the deposition version of the etching model [9, 15], as considered here, after each deposition attempt, the height of the incidence column, h_0 , was increased by one lattice unit, and any neighboring column smaller than h_0 increased until its height was h_0 . In the RSOS model, an incident particle may stick at the top of the incidence column if the local slope of the incidence column and each of the neighboring columns does not exceed one lattice unit. Otherwise, deposition is rejected. In the SS model, at any time t , if the column height of a randomly selected site is a local minimum, then it is increased by two lattice parameters with probability p . Otherwise, if we have a maximum, the column height is decreased by two lattice parameters with probability $1 - p$. In this work, we present the results for the SS model considering $p = 1$.

Before continuing, we will discuss the proposed Eq. (11). In Fig. 1, we plot $w(t)$ as a function of t for the RSOS model. In (a), the results are shown for $d = 1$, where the exact KPZ growth exponent is $\beta = 1/3$. Large lateral sizes, L , and a reasonable number of independent realizations are considered. In (b) for $d = 2$, we use the result of Kelling *et al.* [41] $\beta = 0.2414(2)$. The data produced for both dimensions are precise. Thus, we adjust w_s and t_\times to Eq. (11). The dashed line is the curve obtained from Eq. (11). It superimposes the points obtained by the simulation.

In the Fig. 2 we plot t_\times as function of L for the RSOS model. We use the t_\times from the data of Fig. 1. The figure exhibit the law $t_\times \propto L^z$, for $d = 1, 2$. From the slope we obtain $z = 1.505(5)$ for $d = 1$, in good agreement with the exact value $z = 3/2$. For $d = 2$ we obtain $z = 1.643(8)$, with a lower precision than in the one-dimensional case, but compatible with the best simulations [41] $z = 1.6111(3)$. In this way, both Fig. 1 and Fig. 2 support the guess function Eq. (11). Obtaining t_\times , and consequently z , is a difficult task in computational physics. In this way, both z and collapse are important achievements. Note that Eq. (11) is not necessary for the scaling. On the other hand, if it works, it is good support for data analysis and scaling.

In Fig. 3, we show the results for $w(L, t)$, in units of w_s , as a function of t , in units of t_\times , for the models described before for $d + 1$ dimensions, with $d = 1, 2$ and 3. It can be seen that

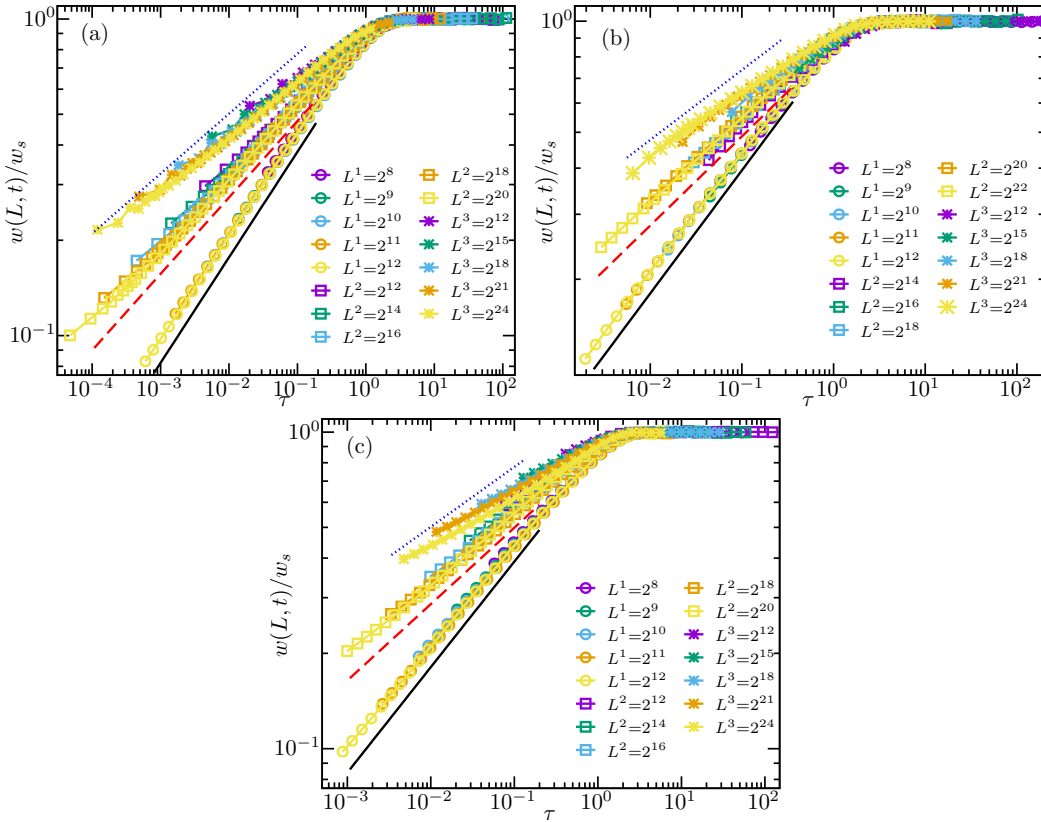


Figure 3. $w(L,t)/w_s$ vs. τ , considering the (a) RSOS, (b) etching, and (c) SS ($p = 1$) models, for $L^d = 2^{nd}$ with $1 \leq d \leq 3$. For $d = 1$, the RSOS, etching, and SS models were simulated considering $8 \leq n \leq 12$ with 16000, 14000, 12000, 10000 and 8000 independent realizations, respectively. For $d = 2$ the RSOS and SS models were simulated for $6 \leq n \leq 10$, with 4000, 1600, 1200, 900 and 700 independent realizations, respectively. The etching model was simulated for $7 \leq n \leq 11$ with 1600, 1200, 1000, 700 and 500 independent realizations, respectively. For $d = 3$, the RSOS model was simulated for $4 \leq n \leq 8$ with 10000, 8000, 6000, 4000 and 3200 independent realizations, respectively. etching model was simulated for $4 \leq n \leq 8$ with 10000, 8000, 6000, 4000 and 3200 independent realizations, respectively. The SS ($p = 1$) model was simulated for $4 \leq n \leq 8$ with 10000, 8000, 6000, 2520 and 120 independent realizations, respectively. Filled (black), dashed (red), and dotted (purple) lines indicate slopes consistent with the KPZ growth exponents in $d = 1, 2$, and 3 , respectively, reported in Ref. [48].

changing the scale from $w(L,t) \rightarrow w(L,t)/w_s$ and $t \rightarrow t/t_\times$ already collapses the curves of each dimension without further modification. For each dimension, d , data collapses, i.e., curves with different sizes $L = 2^n$ are re-scaled to a single curve. This is the soul of the FV relations. We show the results for the RSOS [Fig. 3 (a)], etching [Fig. 3 (b)] and SS ($p = 1$) [Fig. 3 (c)] models, respectively. Of course, since small values of L have been considered, finite-size effects are expected. Oliveira [48] proposed that, for a given substrate dimension d , the KPZ growth exponent is given by $\beta^{\text{KPZ}}(d) = 7/(8d + 13)$, which agrees well with our results shown in Fig. 3 for the three lattice models considered here.

In Fig. 4, we show the results for dimensionless $\Omega(\tau) = [w(L,t)/w_s]^{(1/\beta)}$, as a function of $\tau = t/t_\times$, for the models described in Fig. 3, for dimensions $d+1$, with $d = 1, 2$ and 3 . Note that the collapse is independent of dimension and size. Of course, the finite-size effects that appear

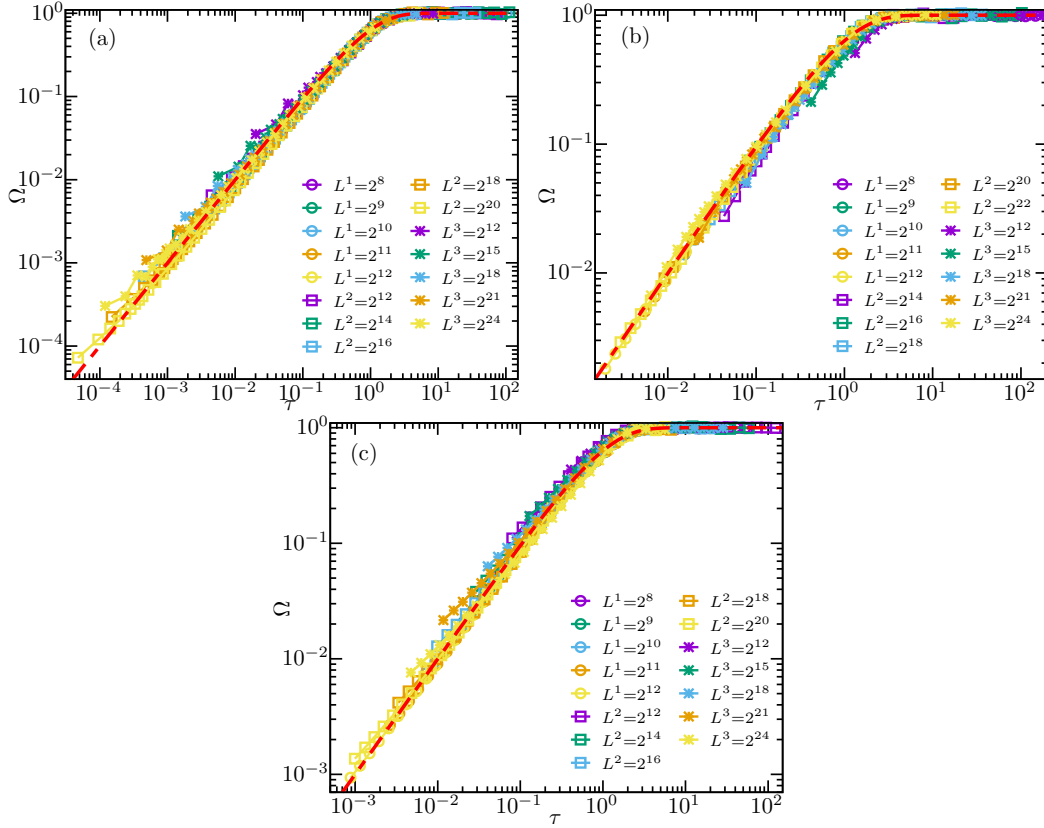


Figure 4. Ω vs. τ , where $\Omega = [w(L,t)/w_s]^{1/\beta}$ and $\tau = t/t_\times$. The results are presented for L and the number of independent realizations as the data presented in Fig. 3, considering the (a) RSOS, (b) etching, and (c) SS ($p = 1$) models. The dashed line red is the fit of Eq. (12). The plot exhibit independence in L and d

in Fig. 3 are expected.

Figures 5 (a), (b) and (c) show $\ln(1 - \Omega)$, as a function of τ for RSOS, etching, and SS models, considering $1 \leq d \leq 3$. The data analysis suggests that Eq. (12) fits well with the numerical results. However, at saturation where $w \approx w_s(1 \pm \epsilon)$, with ϵ as a relative error, $\Omega \approx 1 \pm \epsilon/\beta$, i.e., the error is amplified by a factor $1/\beta \geq 3$. Furthermore, the $\ln(1 - \Omega)$ becomes $\ln(\epsilon/\beta)$, which are large for small ϵ ; for example for $\tau = 4$, we have $\epsilon = 0.0183\beta$. Furthermore, the fluctuation becomes large for $w \approx w_s$, and what we see is just fluctuations which appears for the large values of τ . Albeit all curves are collapsed and show the same general behavior, each model has, however, some specific behavior at the beginning of the growth phase. Interestingly, this good collapse is observed if we consider the KPZ scale exponents recently reported in Ref. [48]. Note that the curve $\psi(\tau)$ does not depend on size and dimension, so it must be universal in this regard. This result supports (9) as a generalization of the FV relation. Equation (12) agrees with the collapse of data such as emerges in Fig. 5 if one forgets the slight deviation of each model, as we point out before. Finally, we can note the remarkable agreement between the dynamical exponent of KPZ reported in [48] [i.e. $z^{\text{KPZ}}(d) = (8d + 13) / (4d + 10)$] and the one extracted from $\ln(t_\times)$ as a function of $\ln(L)$, where t_\times is extracted from the equation. (11) (see the insets of Fig. 5).

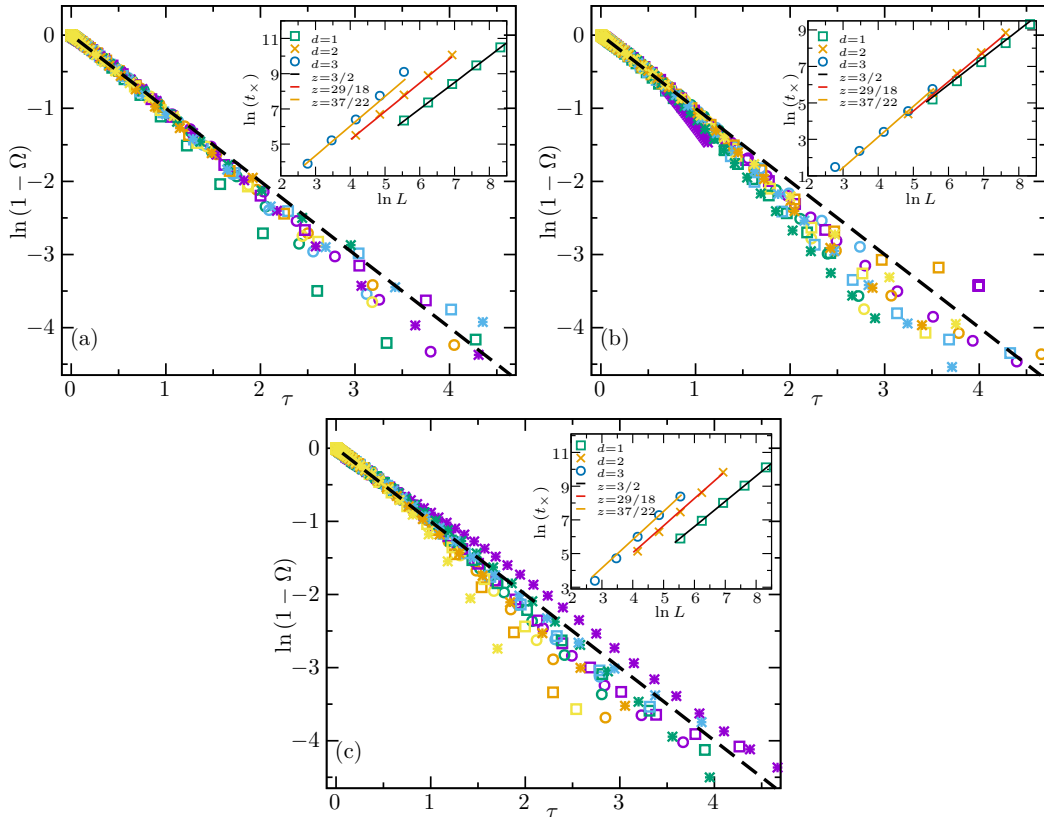


Figure 5. $\ln(1 - \Omega)$ as function of τ , where $\Omega = [w(L, t)/w_s]^{1/\beta}$ and $\tau = t/t_\times$. The results are presented for L and the number of independent realizations as the data presented in Fig. 3. We consider (a) RSOS, (b) etching, and (c) SS ($p = 1$) models. The dashed black line corresponds to $f(\tau) = -\tau$. The insets show the evolution of $\ln(t_\times)$ as function of $\ln L$, where t_\times is extracted of the Eq. (11). The values of β and z are the KPZ exponents for $1 \leq d \leq 3$ reported in [48].

4. Villain-Lai-Das Sarma (VLDS) lattice model

We extended our analysis to the VLDS class, where diffusion is the dominant mechanism during growth. In that case, $h(\vec{x}, t)$ is the solution of the VLDS equation [49–51]:

$$\frac{\partial h(\vec{x}, t)}{\partial t} = -\nu_4 \nabla^4 h(\vec{x}, t) + \lambda_4 \nabla^2 [\vec{\nabla} h(\vec{x}, t)]^2 + \xi(\vec{x}, t), \quad (13)$$

where ν_4 and λ_4 are constants, and $\xi(\vec{x}, t)$ is a nonconservative Gaussian noise, as previously described. The incoming particle flux is omitted in Eq. (13). From renormalization group (RG) analysis, the scaling exponents β , α , and z for the VLDS equation are given by:

$$\alpha^{\text{VLDS}}(d) = \frac{4-d}{3} - \zeta(d), \quad (14)$$

and $z^{\text{VLDS}}(d) = (d+8)/3 - 2\zeta(d)$. Of course, $\beta^{\text{VLDS}}(d) = \alpha^{\text{VLDS}}(d)/z^{\text{VLDS}}(d)$. For a two loops RG analysis [52],

$$\zeta(d) = 0.01361 \left(2 - \frac{d}{2}\right)^2. \quad (15)$$

In Fig. 6, we show the results for $w(L, t)/w_s$, as a function of τ , for the conservative restricted solid on solid (CRSOS) model [53, 54] for $d = 1, 2$. This model is connected with the VLDS

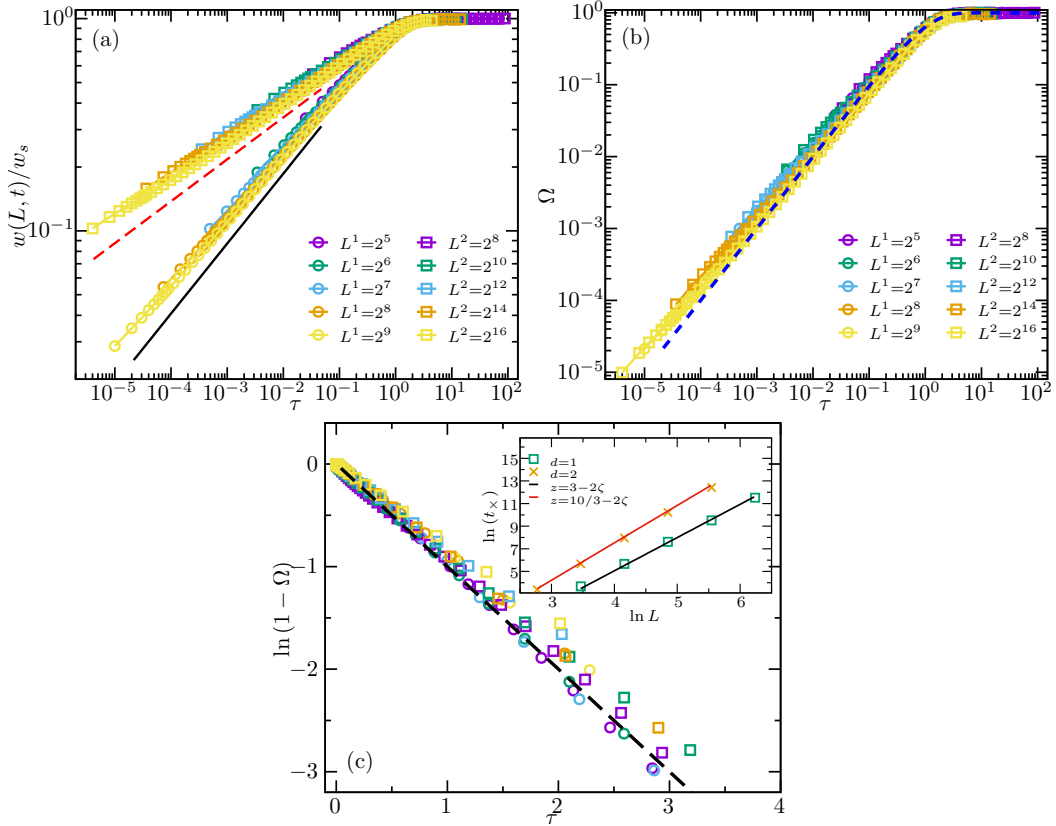


Figure 6. (a) $w(L,t)/w_s$ vs. τ , considering the CRSOS model, for $L^d = 2^{nd}$ with $1 \leq d \leq 2$. For $d = 1$, were simulated considering $5 \leq n \leq 9$ with 22000, 20000, 18000, 16000 and 14000 independent realizations, respectively. For $d = 2$, were simulated considering $4 \leq n \leq 8$ with 10000, 6000, 4000, 1600 and 1200 independent realizations, respectively. Filled (black) and dashed (red) lines indicate slopes consistent with the VLDS growth exponents considering two-loop correction in $d = 1$ and 2, respectively, reported in Ref. [52]. (b) Ω vs. τ , with $\Omega = [w(L,t)/w_s]^{1/\beta}$ and $\tau = t/t_\times$, where the dashed blue line is the fit of Eq. (12). (c) $\ln(1 - \Omega)$ as a function of τ . The results are presented for L and the number of independent realizations as the data presented in (a). The dashed black line corresponds to $f(\tau) = -\tau$. The inset show the evolution of $\ln(t_\times)$ as function of $\ln L$, where t_\times is extracted of the Eq. (11). The values of β and z are the VLDS exponents for $d = 1$ and 2 with two-loop correction, where $\zeta = 0.0306$ ($d = 1$) and 0.0136 ($d = 2$), as reported in Ref. [52].

universality class. In the CRSOS model, one site is randomly selected for one adatom deposition. The height differences δh between nearest-neighbors obey the restriction $\delta h \leq \delta H_{max}$. This work presents the results for the case $\delta H_{max} = 1$. If this condition is satisfied for the randomly chosen incidence site, the particle remains permanently stuck there. Otherwise, it searches for the nearest position where the condition is satisfied, which then becomes the location of the deposition. In the case of multiple options, one of them is randomly chosen. Again, the transformation $w(L,t) \rightarrow w(L,t)/w_s$ and $t \rightarrow \tau$ collapses curves of each dimension, for $d = 1, 2$, as shown in Fig. 6 (a).

Figure 6 (b) shows $\ln(1 - \Omega)$, as a function of τ for the CRSOS model for $d = 1, 2$. The data analysis suggests that Eq. (12) also fits the numerical results for the VLDS model. Interestingly, this good collapse is observed if we consider the VLDS scale exponents provided from a two-loop

RG analysis [52]. This result supports (9) as a generalization of the FV relation extending our findings for VLDS class. Finally, one can note the remarkable agreement between the VLDS dynamical exponent reported in [52] and the one extracted from $\ln(t_\times)$ as a function of $\ln L$, where t_\times is extracted of the Eq. (11) [see the insets of Fig. 6 (b)].

5. Conclusions

In conclusion, we have shown that the Family-Vicsek (FV) relation (5) can be generalized to a universal relation, i.e., the generalized FV relation (9), which is size and dimension independent, regardless of the actual form of the function $\psi(\tau)$ being unknown. We support our argument with simulations of the KPZ and VLDS models, where the collapse of data for different sizes and dimensions steam naturally from that. Our results suggest as well the most straightforward form for the function $\psi(\tau)$ of relation (9) as exhibited in Eq. (12). We use analytical arguments to show that Eq. (12), nevertheless not exact, is an excellent function to obtain the collapse of the data and the dynamic exponents for the KPZ and VLDS classes. Remarkably, our results show that the normal scaling is expected for VLDS class [55–57], contrasting with some claims of anomalous scaling for such class [58].

6. Acknowledgements

This work was supported by the Conselho Nacional de Desenvolvimento Científico e Tecnológico (CNPq), Grant Nos. 312497/2018-0 (FAO) and 310311/2020-9 (TAdA), and the Fundação de Apoio a Pesquisa do Distrito Federal (FAPDF), Grant No. FAPDF- 00193-00000120/2019-79. TAdA and FAO also are grateful for funding from the Fundação de Amparo à Pesquisa do Estado do Rio de Janeiro (FAPERJ), Grants Nos. E-26/203.860/2022 and E-26/203.953/2022, respectively. TAdA is grateful to the National Laboratory for Scientific Computing (LNCC, Brazil). This study was financed in part by the Coordenação de Aperfeiçoamento de Pessoal de Nível Superior - Brasil (CAPES) - Finance Code 001.

References

- [1] Meakin P 1993 *Physics Reports* **235** 189 – 289 ISSN 0370-1573 URL <http://www.sciencedirect.com/science/article/pii/037015739390047H>
- [2] Barabási A and Stanley H 1995 *Fractal Concepts in Surface Growth* (Cambridge University Press) ISBN 9780521483186 URL <https://books.google.com.br/books?id=W4SqcNr8PLYC>
- [3] Krug J 1997 *Advances in Physics* **46** 139–282
- [4] Nath P and Jana D 2019 *Physical Sciences Reviews* **4** 20170109 URL <https://doi.org/10.1515/psr-2017-0109>
- [5] Csahók Z and Vicsek T 1992 *Phys. Rev. A* **46**(8) 4577–4581 URL <http://link.aps.org/doi/10.1103/PhysRevA.46.4577>
- [6] Eshel B J, Ofer S, Adam T, Inon C, Andras C and Tamas V 1994 *Nature* **368** 46–49
- [7] Matsushita M and Fujikawa H 1990 *Physica A: Statistical Mechanics and its Applications* **168** 498 – 506 ISSN 0378-4371 URL <http://www.sciencedirect.com/science/article/pii/037843719090402E>
- [8] Henkel M and Durang X 2015 *Journal of Statistical Mechanics: Theory and Experiment* **2015** P05022 URL <https://dx.doi.org/10.1088/1742-5468/2015/05/P05022>
- [9] Mello B A, Chaves A S and Oliveira F A 2001 *Phys. Rev. E* **63** 041113 URL <https://link.aps.org/doi/10.1103/PhysRevE.63.041113>
- [10] Renner F U, Stierle A, Dosch H, Kolb D M and Lee T L 2006 *Nature* **439** 707–710 ISSN 0028-0836 URL <http://dx.doi.org/10.1038/nature04465>
- [11] Aarão Reis F D A 2003 *Phys. Rev. E* **68**(4) 041602 URL <http://link.aps.org/doi/10.1103/PhysRevE.68.041602>
- [12] Rodrigues E A, Oliveira F A and Mello B A 2015 *Acta Physica Polonica B* **46** 1231
- [13] Mello B A 2015 *Physica A Statistical Mechanics and its Applications* **419** 762–767

- [14] Alves W S, Rodrigues E A, Fernandes H A, Mello B A, Oliveira F A and Costa I V L 2016 *Phys. Rev. E* **94**(4) 042119 URL <https://link.aps.org/doi/10.1103/PhysRevE.94.042119>
- [15] Gomes W P, Penna A L A and Oliveira F A 2019 *Phys. Rev. E* **100**(2) 020101 URL <https://link.aps.org/doi/10.1103/PhysRevE.100.020101>
- [16] Miranda A M, Menezes-Sobrinho I L and Couto M S 2010 *Phys. Rev. Lett.* **104**(8) 086101 URL <http://link.aps.org/doi/10.1103/PhysRevLett.104.086101>
- [17] Wio H S, Revelli J A, Deza R R, Escudero C and de la Lama M S 2010 *Europhysics Letters* **89** 40008 URL <https://doi.org/10.1209/0295-5075/89/40008>
- [18] Wio H S, Revelli J A, Deza R R, Escudero C and de La Lama M S 2010 *Phys. Rev. E* **81**(6) 066706 URL <http://link.aps.org/doi/10.1103/PhysRevE.81.066706>
- [19] Aarão Reis F D A 2004 *Phys. Rev. E* **69**(2) 021610 URL <http://link.aps.org/doi/10.1103/PhysRevE.69.021610>
- [20] Aarão Reis F D A 2005 *Phys. Rev. E* **72**(3) 032601 URL <http://link.aps.org/doi/10.1103/PhysRevE.72.032601>
- [21] Buceta R C, Hansmann D and von Haeften B 2014 *Journal of Statistical Mechanics: Theory and Experiment* **2014** P12028 URL <https://dx.doi.org/10.1088/1742-5468/2014/12/P12028>
- [22] Amorim P M, Mozo Luis E E, Dall'Agnol F F and de Assis T A 2023 *Journal of Applied Physics* **133** 235304 ISSN 0021-8979 URL <https://doi.org/10.1063/5.0153635>
- [23] Edwards S F and Wilkinson D R 1982 *Proceedings of the Royal Society of London. A. Mathematical and Physical Sciences* **381** 17–31
- [24] Kardar M, Parisi G and Zhang Y C 1986 *Phys. Rev. Lett.* **56**(9) 889–892 URL <https://link.aps.org/doi/10.1103/PhysRevLett.56.889>
- [25] Dotsenko V 2010 *Journal of Statistical Mechanics: Theory and Experiment* **2010** P07010 URL <https://doi.org/10.1088/1742-5468/2010/2F07010>
- [26] Calabrese P, Doussal P L and Rosso A 2010 *Europhysics Letters* **90** 20002 URL <https://doi.org/10.1209/0295-5075/90/2F0002>
- [27] Amir G, Corwin I and Quastel J 2011 *Communications on Pure and Applied Mathematics* **64** 466–537 URL <https://onlinelibrary.wiley.com/doi/abs/10.1002/cpa.20347>
- [28] Sasamoto T and Spohn H 2010 *Phys. Rev. Lett.* **104**(23) 602 URL <http://dx.doi.org/10.1103/PhysRevLett.104.230602>
- [29] Le Doussal P, Majumdar S N, Rosso A and Schehr G 2016 *Phys. Rev. Lett.* **117**(7) 070403 URL <https://link.aps.org/doi/10.1103/PhysRevLett.117.070403>
- [30] Gomes-Filho M S and Oliveira F A 2021 *EPL (Europhysics Letters)* **133** 10001 URL <https://doi.org/10.1209/0295-5075/133/10001>
- [31] dos Anjos P H R, Gomes-Filho M S, Alves W S, Azevedo D L and Oliveira F A 2021 *Frontiers in Physics* **9** ISSN 2296-424X URL <https://www.frontiersin.org/articles/10.3389/fphy.2021.741590>
- [32] Kadanoff L P 2000 *Statistical physics: statics, dynamics and renormalization* (World Scientific Publishing Company)
- [33] Oliveira F A 1995 *Phys. Rev. B* **52**(2) 1009–1016 URL <https://link.aps.org/doi/10.1103/PhysRevB.52.1009>
- [34] Oliveira F A, Mello B A and Xavier I M 2000 *Phys. Rev. E* **61**(6) 7200–7203 URL <https://link.aps.org/doi/10.1103/PhysRevE.61.7200>
- [35] Luis E E M, de Assis T A and Oliveira F A 2022 *Journal of Statistical Mechanics: Theory and Experiment* **2022** 083202 URL <https://dx.doi.org/10.1088/1742-5468/ac7e3f>
- [36] Mozo Luis E E, Oliveira F A and de Assis T A 2023 *Phys. Rev. E* **107**(3) 034802 URL <https://link.aps.org/doi/10.1103/PhysRevE.107.034802>
- [37] Gomes-Filho M S, Penna A L and Oliveira F A 2021 *Results in Physics* **26** 104435 ISSN 2211-3797 URL <https://www.sciencedirect.com/science/article/pii/S2211379721005520>
- [38] Family F and Vicsek T 1985 *Journal of Physics A: Mathematical and General* **18** L75 URL <https://dx.doi.org/10.1088/0305-4470/18/2/005>
- [39] Takeuchi K A, Sano M, Sasamoto T and Spohn H 2011 *Scientific Reports* **1** 34
- [40] Fujimoto K, Hamazaki R and Kawaguchi Y 2020 *Phys. Rev. Lett.* **124**(21) 210604
- [41] Kelling J, Ódor G and Gemming S 2017 *Journal of Physics A: Mathematical and Theoretical* **51** 035003
- [42] Kim J M and Kosterlitz J M 1989 *Phys. Rev. Lett.* **62**(19) 2289–2292 URL <https://link.aps.org/doi/10.1103/PhysRevLett.62.2289>
- [43] Meakin P, Ramanlal P, Sander L M and Ball R C 1986 *Phys. Rev. A* **34**(6) 5091–5103
- [44] Plischke M, Rácz Z and Liu D 1987 *Phys. Rev. B* **35**(7) 3485–3495 URL <https://link.aps.org/doi/10.1103/PhysRevB.35.3485>
- [45] Liu D and Plischke M 1988 *Phys. Rev. B* **38**(7) 4781–4787

- [46] Kondev J, Henley C L and Salinas D G 2000 *Phys. Rev. E* **61**(1) 104–125
- [47] Daryaei E 2020 *Phys. Rev. E* **101**(6) 062108 URL <https://link.aps.org/doi/10.1103/PhysRevE.101.062108>
- [48] Oliveira T J 2022 *Phys. Rev. E* **106**(6) L062103
- [49] Barabási A L and Stanley H E 1995 *Fractal concepts in surface growth* (Cambridge university press)
- [50] Villain J 1991 *J. Phys. I France*. **1**(18) 19–42 URL <https://doi.org/10.1051/jp1:1991114>
- [51] Lai Z W and Das Sarma S 1991 *Phys. Rev. Lett.* **66**(18) 2348–2351 URL <https://link.aps.org/doi/10.1103/PhysRevLett.66.2348>
- [52] Janssen H K 1997 *Phys. Rev. Lett.* **78**(6) 1082–1085 URL <https://link.aps.org/doi/10.1103/PhysRevLett.78.1082>
- [53] Kim Y, Park D K and Kim J M 1994 *Journal of Physics A: Mathematical and General* **27** L533–L539 URL <https://doi.org/10.1088/0305-4470/27/15/001>
- [54] Kim Y and Kim J M 1997 *Phys. Rev. E* **55**(4) 3977–3982
- [55] Aarão Reis F D A 2013 *Phys. Rev. E* **88**(2) 022128 URL <https://link.aps.org/doi/10.1103/PhysRevE.88.022128>
- [56] Luis E E M, de Assis T A and Ferreira S C 2017 *Phys. Rev. E* **95**(4) 042801
- [57] Luis E E M, de Assis T A, Ferreira S C and Andrade R F S 2019 *Phys. Rev. E* **99**(2) 022801
- [58] Xia H, Tang G, Xun Z and Hao D 2013 *Surface Science* **607** 138–147 ISSN 0039-6028