

Probing the general axion-nucleon interaction in water Čherenkov experiments

Maël Cavan-Piton¹, Diego Guadagnoli¹, Axel Iohner¹,
Pablo Fernández-Menéndez², Ludovico Vittorio^{1,3}

¹*LAPTh, Université Savoie Mont-Blanc et CNRS, Annecy, France*

²*Donostia International Physics Center DIPIC, San Sebastián/Donostia, E-20018, Spain*

³*Sapienza Università di Roma and INFN, Sezione di Roma, Italy*

We consider an axion flux on Earth consistent with emission from the Supernova explosion SN 1987A. Using Chiral Perturbation Theory augmented with an axion, we calculate the energy spectrum of $a + N \rightarrow N + \gamma$ as well as $a + N \rightarrow N + \pi^0$, where N denotes a nucleon in a water tank, such as the one planned for the Hyper-Kamiokande neutrino detection facility. Our calculations assume the most general axion-quark interactions, with couplings constrained either solely by experimental data, or by specific theory scenarios.

We find that even for the QCD axion—whose interaction strength with matter is at its weakest as compared with axion-like particles—the expected Čherenkov-light spectrum from neutrino-nucleon interactions is modified in a potentially detectable way. Furthermore, detectability appears significantly more promising for the $N + \pi^0$ final state, as its spectrum peaks an order of magnitude higher and at energies twice as large compared to the $N + \gamma$ counterpart. Given the rarity of SN events where both the neutrino and the hypothetical axion burst are detectable, we emphasize the importance of identifying additional mechanisms that could enhance such signals.

Contents

1. Introduction	2
2. Theory setup	3
3. Detection on Earth of Supernova Cooling Particles	6
4. Čerenkov spectra	9
4.1. Axion- vs. neutrino-absorption spectra	9
4.1.1. Physical spectra	9
4.1.2. Detector-response corrected spectra	10
4.2. Number of events as a function of the axion-matter couplings	13
4.3. Number of events vs. SN candidates	15
5. Outlook	16
A. Some details on the computation of the cross sections σ_{aX}	17
B. Upper bounds on axion couplings with nucleons from SNe and NSs	19
C. Reconstructed event breakdown categorized by SN models and axion interaction constraints	19

1. Introduction

Axions are hypothetical but highly plausible particles, as they offer an elegant solution to key shortcomings of the Standard Model. These include both theoretical issues—such as the surprisingly tiny coupling observed for the dimension-4 operator that violates the CP symmetry in strong interactions, with no apparent reason for this suppression, not even anthropic [1,2]—and phenomenological challenges, in particular an explanation of the matter fraction attributed to Dark Matter [3–5].

In Supernova (SN) explosions, the cooling mechanism leading to the formation of a young neutron star is known to provide one of the most powerful existing constraints on exotic sources of cooling like axions, on top of the known emission of neutrinos. Once produced by the SN, the axion flux may accordingly be detected on Earth through facilities designed to detect neutrinos, for example the foreseen Hyper-Kamiokande water Čerenkov detector (HK) [6,7]. The main challenge is to disentangle the two fluxes.

Several papers in the literature have explored different physics mechanisms for axion detection at neutrino Čerenkov experiments. Examples we are aware of include: (a) The coupling of the QCD axion to matter induced by the nucleon electric dipole moment (EDM) portal interaction, a model-independent feature of QCD axions, as discussed in [8]; (b) Investigations into the axion-photon-photon coupling and the nucleon EDM portal interaction for axion-like particles (ALPs) produced from primordial black hole evaporation [9]; (c) Studies of the coupling responsible for axion photo-production through the anomaly-induced Wess-Zumino-Witten term, see [10]; (d) Constraints on the axion-photon and the axion-electron couplings for ALPs originating from neutrino-boosted fluxes [11]; (e) Studies of the couplings of axions with electrons, protons, and neutrons for both solar and supernova (SN) axions, focusing on processes such as inverse Compton scattering, the axio-electric effect, and axion-induced pair production [12]; (f) The coupling of glueball ALPs with protons, as investigated

in [13]; (g) The coupling between protons and ALPs from a diffuse galactic flux via photo-production, as discussed in [14,15]; (h) axion-absorption induced excitation of oxygen nuclei, leading to the emission of de-excitation photons, potentially providing detectable signals at Čerenkov detectors [16,17]. All these mechanisms underscore the versatility of Čerenkov experiments in probing a wide range of axion interactions, as well as their astrophysical implications.

In this paper, we consider the most general interactions of the QCD axion with nucleons. Using the Noether procedure, these interactions can be defined as an extension of Chiral Perturbation Theory for nucleons, with their strengths inheriting from the couplings of the axion to quarks [18]. These couplings are typically referred to as model-dependent, to distinguish them from the so-called “anomalous” couplings of the axion, whose presence is unavoidable. Axion-quark couplings are not fundamentally required to be absent, and, like Yukawa couplings, will in general be present. In fact, they (including the allowed flavor-violating ones) may be large within the limits of existing constraints and, again like Yukawa couplings, may lead to detectable signals. Using the thus-defined nucleonic chiral Lagrangian coupled to axions, we discuss axion-absorption processes in water that produce final-state “Čerenkov partons”, i.e. initiators of Čerenkov-light cascades. We find that π^0 particles are especially promising, because their number spectrum has a higher peak and is more clearly separated in energy than the photon counterpart. In both cases, peak heights and energy separations are compared to the reference Čerenkov spectrum expected from neutrino-absorption events.

The structure of this work is as follows. In Sec. 2, we present our theoretical framework, specifically the nucleonic chiral Lagrangian augmented with an axion, and outline different approaches to constraining its couplings. In Sec. 3, we describe the calculation of number spectra for processes in which an axion is absorbed and produces Čerenkov light, detectable at facilities such as HK. Useful analytical expressions are provided in Appendix A. We then use these number spectra to derive experimental bounds on the couplings from astrophysical observations, which are collected in Appendix B. In Sec. 4, we compare axion-absorption-induced spectra with their neutrino counterparts, both at the physical level and after applying detector-response corrections, the latter discussion being supplemented by tables in Appendix C. We analyze the dependence of the expected event rate on axion-matter couplings and explore the connection between this rate and the number of potential SN candidates. Finally, Sec. 5 provides an outlook.

2. Theory setup

Given that the axion is well below the hadronization scale, its interactions with light quarks have been consistently formulated in the context of Chiral Perturbation Theory [18]. Without lack of generality, the underlying interaction may be written as [18,19]

$$\mathcal{L}_{aqq} \equiv \frac{\partial_\mu a}{f_a} \left(\bar{q} \gamma_L^\mu \hat{k}_L(a) q + \bar{q} \gamma_R^\mu \hat{k}_R(a) q \right), \quad (1)$$

with $q = (u, d, s)^T$ and $\gamma_{L,R}^\mu = \gamma^\mu (1 \mp \gamma_5)/2$. Before matching this interaction with the axion-hadron interaction Lagrangian, the $aG\tilde{G}$ coupling is traded for an axion-dependent phase in the quark mass matrix M_q , via the quark-field redefinition [18] $q \rightarrow \exp\left\{-ic_{GG}\frac{a}{f_a}(\delta_q + \gamma_5\kappa_q)\right\}q$, with δ_q and κ_q hermitian matrices, and c_{GG} the axion-gluon coupling in the normalization $\mathcal{L}_a \supset c_{GG}\frac{\alpha_s}{4\pi}\frac{a}{f_a}G_{\mu\nu}\tilde{G}^{\mu\nu}$, with $\tilde{G}_a^{\mu\nu} \equiv \frac{1}{2}\epsilon^{\mu\nu\rho\sigma}G_{\rho\sigma,a}$ [19]. This redefinition immediately implies

$$\hat{k}_{R,L}(a) = e^{ia/f_a c_{GG}(\delta \pm \kappa)} (k_{R,L} + c_{GG}(\delta \pm \kappa)) e^{-ia/f_a c_{GG}(\delta \pm \kappa)}. \quad (2)$$

The dependence on contributions proportional to the δ and κ parameters must cancel in physical observables [19]. The fundamental axion couplings to light quarks are thus encapsulated in the 3-by-3 matrices $k_{L,R}$ in Eq. (2), whose only non-trivial entries are 11, 22, 33, and 23 (ten real parameters). Similarly as Yukawa couplings, these entries are only constrained by data on axion emission or absorption from hadronic matter. Axion couplings to hadrons inherit from the interaction Eq. (1). Following the notation in Ref. [20], and denoting the octet-meson and octet-baryon fields as U and B respectively, we express the axion-hadron interactions as¹

$$\mathcal{L}_{aUB} = \frac{\partial_\mu a}{f_a} \sum_{b=1}^8 \left(x_L^b(k_L) \mathcal{J}_L^{b\mu}(U, B) + x_R^b(k_R) \mathcal{J}_R^{b\mu}(U, B) \right), \quad (3)$$

where the explicit form of the \mathcal{J} currents and for the x couplings can be read off from Ref. [20]. In this work we restrict only to first-generation hadrons, i.e. nucleons and pions, and the corresponding interaction terms are compact enough to be written explicitly. The participating interactions are \mathcal{L}_{aNN} , $\mathcal{L}_{NN\gamma}$, $\mathcal{L}_{NN'\pi}$, $\mathcal{L}_{a\pi\pi'}$, and $\mathcal{L}_{a\pi NN'}$. In the formulae to follow we use $k_{V,A} \equiv k_R \pm k_L$, take $m_s \rightarrow \infty$ and redefine $m_u = z m_d$ in order to make contact with Ref. [23].

We take the axion-nucleon interaction \mathcal{L}_{aNN} in the usual normalization

$$\mathcal{L}_{aUB} \supset \mathcal{L}_{aNN} = \frac{\partial_\mu a}{2f_a} \sum_{N=p,n} C_{aNN} \bar{N} \gamma^\mu \gamma^5 N, \quad (4)$$

with

$$C_{aNN} \equiv C_{aNN}^{(D)} D + C_{aNN}^{(F)} F + C_{aNN}^{(S)} S, \quad (5)$$

and find

$$\begin{aligned} C_{ann}^{(D)} &= \frac{2}{3} c_{GG} \frac{2-z}{1+z} + \frac{2(k_A)_{11} - (k_A)_{22} - (k_A)_{33}}{3}, \\ C_{ann}^{(F)} &= -2c_{GG} \frac{z}{1+z} - (k_A)_{22} + (k_A)_{33}, \\ C_{app}^{(D)} &= -\frac{2}{3} c_{GG} \frac{1-2z}{1+z} - \frac{(k_A)_{11} - 2(k_A)_{22} + (k_A)_{33}}{3}, \\ C_{app}^{(F)} &= -2 \frac{c_{GG}}{1+z} - (k_A)_{11} + (k_A)_{33}, \\ C_{app}^{(S)} &= C_{ann}^{(S)} = \frac{2}{3} c_{GG} + \frac{(k_A)_{11} + (k_A)_{22} + (k_A)_{33}}{3}. \end{aligned} \quad (6)$$

These expressions are in agreement with Ref. [23] if we set $c_{GG} = 1/2$ and identify our D, F couplings with minus those in that reference. This is also consistent with Ref. [24], as discussed in Ref. [20]. We also find

$$\begin{aligned} C_{ann} &= 0.012(28) - 0.406(34) (k_A)_{11} + 0.848(26) (k_A)_{22} - 0.035(17) (k_A)_{33}, \\ C_{app} &= -0.452(28) + 0.848(34) (k_A)_{11} - 0.406(24) (k_A)_{22} - 0.035(17) (k_A)_{33}, \end{aligned} \quad (7)$$

which is consistent with Ref. [25]. This expression is obtained setting $c_{GG} = -1/2$ (note that the axion-dependent quark redefinition has an overall opposite sign in [25] than in [18, 19, 23] with which we comply) as well as the relations

$$\begin{aligned} D &= -\Delta_u/2 + \Delta_d - \Delta_s/2 = -0.813(43), \\ F &= -\Delta_u/2 + \Delta_s/2 = -0.441(26), \\ S &= \Delta_u + \Delta_d + \Delta_s = 0.405(62), \end{aligned} \quad (8)$$

¹We neglect the contribution from the SM chiral Lagrangian mediating weak processes [21, 22] and augmented with an axion, as we restrict to first-generation matter. Besides, this contribution is generally suppressed by $G_F F_0^2 \sim 10^{-7}$ relative to the interactions we consider [20].

which agree with Ref. [26].

The C_{aNN} couplings in Eq. (6) are completely general. For the purposes of the present study, we will specialize them to a few cases of interest, as follows.

- KSVZ [27, 28]: in this model the only contributions to the axion-quark-quark couplings $(k_A)_{11}$, $(k_A)_{22}$ and $(k_A)_{33}$ are of $O(10^{-2})$ from running effects [29], implying

$$C_{ann}|_{\text{KSVZ}} = 0.012(28) , \quad C_{app}|_{\text{KSVZ}} = -0.452(28). \quad (9)$$

- DFSZ [30, 31]: in this model $(k_A)_{11} \approx \frac{1}{3} \cos^2 \beta$, $(k_A)_{22} \approx \frac{1}{3} \sin^2 \beta$, $(k_A)_{33} \approx \frac{1}{3} \sin^2 \beta$, with $\tan \beta \in [0.25, 170]$ the ratio between the vacuum expectation values of the up- and down-sector Higgs doublets [25]. This implies

$$C_{ann}|_{\text{DFSZ}} = -0.123(30) + 0.406(15) \sin^2(\beta) , \quad (10)$$

$$C_{app}|_{\text{DFSZ}} = -0.169(30) - 0.430(15) \sin^2(\beta) . \quad (11)$$

- “Agnostic”: in this case the axion-nucleon couplings are solely required to comply with existing data. Measurements of Neutron Star (NS) cooling yield $C_{ann} m_N / f_a \lesssim 1.15 \times 10^{-9}$ and $C_{app} m_N / f_a \lesssim 1.09 \times 10^{-9}$ [32]. We will refer to these limits as the NS bounds. In addition, we apply SN cooling constraints via the Raffelt bound [33, 34] $L_a \lesssim L_\nu$, with the neutrino luminosity $L_\nu \sim 3 \times 10^{52} \text{erg/s}$ [35, 36] inferred from SN 1987A [37–42]. These constraints are henceforth referred to simply as SN bounds. The procedure to calculate them is detailed around Eq. (26).

In the numerics we take C_{ann} , C_{app} as large in magnitude as the smallest between the NS and the SN bounds.

The remaining Lagrangian terms required read

$$\mathcal{L}_{NN\gamma} = -e \bar{p} \not{A} p , \quad (12)$$

$$\mathcal{L}_{NN'\pi} = \frac{D+F}{\sqrt{2}} \left(\frac{\partial_\mu \pi^0}{\sqrt{2} F_0} (\bar{p} \gamma^\mu \gamma^5 p - \bar{n} \gamma^\mu \gamma^5 n) + \left(\frac{\partial_\mu \pi^+}{F_0} \bar{p} \gamma^\mu \gamma^5 n + \text{h.c.} \right) \right) . \quad (13)$$

In addition, $\mathcal{L}_{a\pi\pi'} = 0$, hence so is $\mathcal{L}_{a\pi\pi^0}$. As a consequence, the vertex induced by the contraction of the π in these two interactions is absent, unlike the $SU(3)$ case [20]. Finally, the 4-leg vertex reads

$$\mathcal{L}_{a\pi NN'} = -i \frac{\partial_\mu a}{f_a} C_{a\pi N} \frac{\pi^-}{F_0} \bar{n} \gamma^\mu p + \text{h.c.} , \quad (14)$$

where

$$C_{a\pi N} = \frac{c_{GG}}{\sqrt{2}} \frac{1-z}{1+z} + \frac{(k_A)_{11} - (k_A)_{22}}{2\sqrt{2}} . \quad (15)$$

The full parametric dependence of our processes of interest can be studied in the C_{ann} vs. C_{app} plane because

$$C_{a\pi N} = \frac{C_{app} - C_{ann}}{2\sqrt{2}g_A} , \quad (16)$$

where $g_A = -(D+F) = 1.26(5)$.

The above interactions induce our processes of interest, to be discussed in the next section, via axion interactions with hadrons. One may also include the contributions due to the $a\gamma\gamma$ interaction

$$\mathcal{L}_a \supset c_{a\gamma\gamma} \frac{\alpha}{4\pi} \frac{a}{f_a} F_{\mu\nu} \tilde{F}^{\mu\nu} , \quad (17)$$

where $\tilde{F}^{\mu\nu} \equiv \frac{1}{2}\epsilon^{\mu\nu\rho\sigma}F_{\rho\sigma}$. However, unless axion-nucleon couplings are many orders of magnitude below the values allowed by current data, we generally expect the axion-nucleon interactions to be dominant with respect to the interaction Eq. (17), which comes with a relative $\alpha/(4\pi)$ suppression at amplitude level.

3. Detection on Earth of Supernova Cooling Particles

The core collapse and cooling that drives the transition from a SN to a young neutron star produces a burst of neutrinos and may similarly emit fluxes of additional feebly interacting, uncharged particles such as axions. The flux of these particles may be detected on Earth by exploiting in reverse sense their interaction with nucleons, producing Čerenkov light. Possible processes include

$$\bar{\nu}p \rightarrow ne^+, \quad \nu n \rightarrow pe^-, \quad ap \rightarrow p\gamma, \quad aN \rightarrow N\pi^0, \quad (18)$$

with N either of n, p in the last process and henceforth where this symbol is used. All these processes are of the form

$$\alpha N \rightarrow N^{(\prime)} X, \quad (19)$$

where the α particle is absorbed by a nucleon N , to yield a final-state nucleon $N^{(\prime)}$ and a “Čerenkov parton” X ($= e^\pm, \gamma, \pi^0$), that initiates an electromagnetic cascade eventually detected as Čerenkov light. The total cross section $\sigma_{\alpha X}$ and the number spectrum dN_α/dE_α allow to calculate the number spectrum of the particle X as²

$$\frac{dN_X^{(\alpha)}(E_X)}{dE_X} = \frac{N_t}{4\pi d^2} \int_{m_\alpha}^{+\infty} dE_\alpha \frac{\partial \sigma_{\alpha X}(E_X, E_\alpha)}{\partial E_X} \frac{dN_\alpha(E_\alpha)}{dE_\alpha}. \quad (21)$$

In this relation, d is the SN-to-Earth distance and N_t is the number of targets in the detector. The case of HK corresponds to $N_t = 10^9 \times N_p \times N_A \times (M_{\text{det}}/\text{kton}) \times (g/\text{mol}/m_{\text{H}_2\text{O}})$, with $N_p = 2$ the number of protons per water molecule and N_A the Avogadro number.

E_X can be expressed as a function of E_α , of the external-state masses $m_{N, N', \alpha, X}$, and of $\cos\theta_{\alpha X}$. A useful limit in the present context is when $m_{N'} = m_N$ and $m_{\alpha, X} \ll m_N$. In this limit, the relation becomes³

$$E_X = \frac{|\vec{p}_\alpha|}{1 + \frac{|\vec{p}_\alpha|}{m_N} (1 - \cos\theta_{\alpha X})}. \quad (22)$$

If the Čerenkov parton is a photon, and in the limit $|\vec{p}_\alpha|/m_N \rightarrow 0$, one finds that $E_X = E_\alpha$, as in Ref. [8]. Similarly, Eq. (21) reduces to the expression used in Ref. [8] in this limit.

We next discuss in detail the two key quantities entering Eq. (21), namely the cross section $\sigma_{\alpha X}$ and N_α . In the case $\alpha = \nu$ we take these quantities from Ref. [44]. Alternatively, the neutrino number spectrum may be obtained from the time-integrated spectrum, normalized to the total number of events expected at HK. The obtained shape is consistent with the

²Eq. (21) is not necessarily obvious. However, it follows in a straightforward way from writing the total $N_X^{(\alpha)}$ as

$$N_X^{(\alpha)} = \int_{m_X}^{+\infty} dE_X \frac{d}{dE_X} \left(\int_{m_\alpha}^{+\infty} dE_\alpha \frac{N_t \sigma(E_\alpha)}{4\pi d^2} \frac{dN_\alpha(E_\alpha)}{dE_\alpha} \right). \quad (20)$$

In full generality, the integration should be carried out over the phase space of the initial nucleon. However, in the laboratory frame, we approximate $\frac{dN_N}{dE_N}(E_N) = N_t \delta(E_N - m_N)$ because $T_{\text{water}} \ll m_N$.

³In our case, $m_X \leq m_\pi$, with equality attained when the Čerenkov parton is a π^0 . Note also that corrections to this limit of the kinematic equation are quadratic in the ratios $m_{\alpha, X}/m_N$.

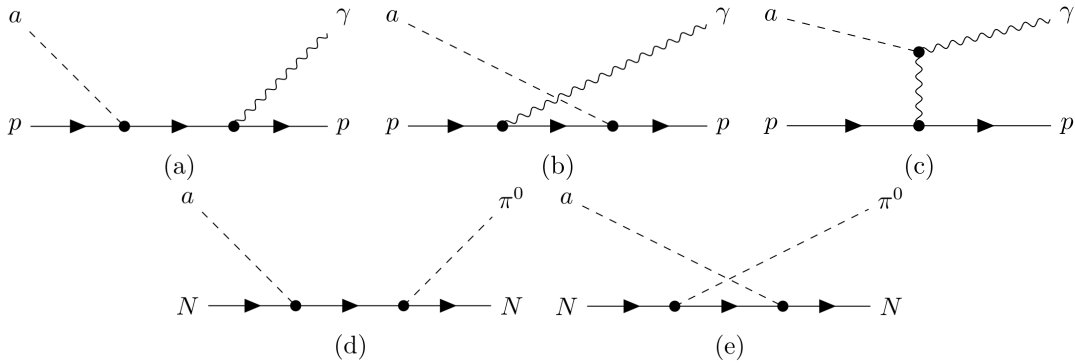


Figure 1: Diagrams contributing to photon or π^0 emission from axion absorption by nucleons.

results in Ref. [8]. We thus discuss in detail the axion case only ($\alpha = a$). Consideration of the cross section σ_{aX} assumes that the axion interacts with *free* nucleons in water, which is a good approximation if we restrict to the two hydrogen atoms in each water molecule [8]. The σ_{aX} cross section is then readily calculable, and the diagrams leading to the last two processes in Eq. (18) are shown in Fig. 1. Explicit expressions for the squared amplitudes necessary for the computation of σ_{aX} ($X = \gamma$ or π^0) are collected in Appendix A. The contribution from diagram (c), induced by the interaction Eq. (17), has been commented upon at the end of Sec. 2 and will not be considered further.

We now turn to the calculation of the differential number spectrum dN_a/dE_a of the axion emitted from the SN. We start from the number density spectrum per unit time, given by

$$\frac{d\dot{n}_a}{dE_a} = \int (2\pi)^4 \delta^4(p) |\mathcal{M}|^2 \mathcal{F}_i \mathcal{F}_M (1 - \mathcal{F}_f) \frac{d\Omega_a E_a}{2(2\pi)^3} \prod_m^{\{i,f,M\}} \frac{d^3\mathbf{p}_m}{(2\pi)^3 2E_m}, \quad (23)$$

where $|\mathcal{M}|^2$ denotes the absolute value squared of the amplitude $\sum_n \mathcal{A}(B_i M \rightarrow B_f a)$, $n = \{i, f, M\}$, and the indices i, f, M label the different possible instances of initial-, final-state baryon, and meson involved in the reactions. The hadron distribution functions in the medium are defined as

$$\mathcal{F}_j = \frac{1}{\exp\left(\frac{E_j - \mu_j}{T}\right) + (-1)^{2s_j+1}}, \quad (24)$$

where s_j denotes the spin of the corresponding particle. Contributions from decays of the kind $B_i \rightarrow B_f a$ can be accounted by modifying Eq. (23) in an obvious way.

Three important remarks are in order. The first concerns the processes to include in Eq. (23). As the relation is written, all processes of the kind $B_i M \rightarrow B_f a$ as well as $B_i \rightarrow B_f a$ would have to be included, where $B_{i,f}$ and M denote respectively octet baryons and octet mesons. Such calculation has been performed in Ref. [20], with a phase space corresponding to the SN 1987A event [37–42]. However, for consistency with the effective theory used for calculating axion absorption in water Čerenkov, we only keep the processes where $B_{i,f}$ are nucleons and M are pions. Second, even focusing on nucleons only, one should in principle include reactions that radiate axions in nucleon-nucleon scattering, $N_1 N_2 \rightarrow N_3 N_4 a$, as they provide the most reliable bound [45]. However, as discussed in [46], the axion number spectrum produced via these channels peaks at a clearly separated, and *lower*, energy than the $N\pi \rightarrow N'a$ processes we restrict our attention to. Including the contribution from the high-energy tail of $N_1 N_2 \rightarrow N_3 N_4 a$ processes will only strengthen our conclusions. Third, Eq. (23) treats all particles involved as ideal gases. However, in-medium effects in hot and dense matter are expected to have a strong impact [47, 48]. One way to capture them

is by following the approach in Ref. [20], i.e. to specify the necessary input using different benchmark models for the thermodynamic conditions inside the SN as well as for the EOS determining all the particles fractions. We survey this dependence by considering DD2 [49] and SFHo [50] as alternative EOS models, as well as two possible temperatures for the SN core, $T = \{30, 40\}$ MeV, and two possible values for the baryon number density n_B , namely $\{1, 1.5\} n_{\text{sat}}$, where $n_{\text{sat}} = 1.6 \times 10^{38} \text{ cm}^{-3}$. This approach is entirely calculable if we further specify a third thermodynamical parameter, such as the proton fraction normalized to the total baryon fraction, Y_p , that we fix to the value 0.3 (e.g. [46]).

From Eq. (23), the particle number spectrum can be obtained integrating over time and over the volume of the emitting object.⁴ Similarly as much of the existing literature, we assume Eq. (23) to be constant over an emission time interval $\Delta t \sim 10s$, and also over the SN volume, estimated from M_{SN}/ρ_0 , with $\rho_0 \sim 2.6 \times 10^{14} \text{ g/cm}^3$ the nuclear saturation density. Also, following the classic argument in Ref. [33, 51] (see also the recent Ref. [45]), we assume M_{SN} to equal one solar mass. A working estimate of the axion number spectrum may thus be obtained from

$$\frac{dN_a}{dE_a} = \kappa \frac{d\dot{n}_a}{dE_a}, \quad (25)$$

with $\kappa = (\Delta t) \times M_{\text{SN}}/\rho_0$. In our numerical analysis, we stick with this approach. From Eq. (25) we can estimate the luminosity radiated in axions via [33, 51]

$$L_a \Delta t = \int_{m_a}^{+\infty} dE_a E_a \frac{dN_a}{dE_a}, \quad (26)$$

with $\Delta t \sim 10s$.⁵ This allows to implement the Raffelt bound relevant for the ‘‘agnostic’’ case of interest mentioned on page 5. The integral in Eq. (26), and thus the SN constraint, depends on the choice of the SN model, which comprises the EOS and the thermodynamical parameters. The upper bounds on C_{ann} , C_{app} inferred from Eq. (26) for the different SN models we considered are tabulated in Appendix B.

The actual value of κ is subject to significant uncertainty, primarily due to the limited knowledge of the emitter. We outline the uncertainties we are aware of in the next paragraph. Importantly however, none of them is expected to alter our main conclusions. In fact, in our study we focus on locating and comparing the peak positions and heights in the spectra for different Čerenkov partons X , depending on whether α is taken as a neutrino or an axion. Our aim is to determine if, under typical parameter choices for SN emission on one side, and detection in water tanks on the other side, the axion-originated spectrum can be distinguished from the neutrino spectrum. The effects enumerated above will be common to *all* the spectra we are considering. Hence these effects, along with a detailed evaluation of the relationship in Eq. (25), will modify the spectra similarly across different X types, likely without altering the peak positions or order-of-magnitude heights. Therefore, we could in principle restrict our focus to $d\dot{n}_X/dE_X$. Our choice of κ primarily serves to provide the spectrum with correct mass dimensions and facilitate comparisons with existing literature.

Having made the above qualification, we now enumerate the most important sources of uncertainty that we necessarily neglect. First, our discussion concerns SN-like events that have yet to be observed, and the quantities involved in predicting spectra vary across different emitting bodies. Second, even within an identified SN event, neither the emitter’s

⁴This assumes that the axion is in the free-streaming regime. We verified that this assumption holds across the entire parameter space relevant to this study. This outcome is expected, as the SN models adopted here are very close to those in Ref. [20], and the parameter space considered entails axion couplings to matter that are at least as weak as, if not weaker than, those in Ref. [20].

⁵In the numerics, \sim is replaced with $=$. The \sim symbol is used to indicate inherently crude estimates.

mass, the precise emission time, nor the exact fraction of mass lost to radiation is known to better than order-of-magnitude accuracy. Third, inhomogeneities within the Δt emission interval and spatial irregularities, such as radial density variations or deviations from spherical symmetry [52–55], may also affect the results. Fourth, the flux that travels the distance from the SN to Earth must be corrected for gravitational and observer-time redshifts, each encoded in a factor ξ , as well as for the Doppler-shift effect due to the radial velocity v_r of the medium. These effects are subsumed in the multiplicative correction $\xi^2(r)(1 + 2v_r)$ [56, 57], which collectively reduces the luminosity by approximately 20–30% [56].

We reiterate, however, that all these known unknowns are not expected to alter our conclusions, as argued below Eq. (26).

4. Čerenkov spectra

The previous discussion allows to calculate the Čerenkov-parton number spectrum, Eq. (21), where the α particle absorbed in the Čerenkov-light producing process, Eq. (19), is an axion.

4.1. Axion- vs. neutrino-absorption spectra

4.1.1. Physical spectra

Following the discussion leading to Eq. (25), in the plots of Fig. 2 we compare the calculated axion and neutrino number spectra. The two rows refer to the DD2 and SFHo SN models, respectively, and the left vs. right columns use $T = 30$ vs. 40 MeV. All plots use $n_B = n_{\text{sat}}$, and we omit to show the $n_B = 1.5 n_{\text{sat}}$ counterparts as differences are not significant.

Each of the panels in Fig. 2 displays *three* groups of number spectra for the different Čerenkov partons:

- in dashed blue, the e^+ number spectrum from the $\bar{\nu}p \rightarrow ne^+$ process [44], peaking leftmost in all panels;
- in purple, and with different line styles according to the theory framework used, the spectrum of the π^0 in $ap \rightarrow p\pi^0$, peaking rightmost in all panels;
- in yellow, and again with different line styles, the spectrum of the photon in $ap \rightarrow p\gamma$, the smallest-peaking in all panels.

The spectra for the axion-absorbing processes depend on the values of the underlying axion-nucleon couplings $C_{ann,app}$, which are fixed according to the three alternative cases of interest outlined in the itemization on page 5. These cases are shown as different line styles (solid, dot-dashed, dotted), as detailed in the legend.

We also display, again in the legend, the integral of each spectrum for $E_X \geq m_\pi$ (X denoting the relevant Čerenkov parton). We made this definite choice for the lower boundary because, as it can be seen from all panels, it is a simple proxy of the point at which the spectra for the $\bar{\nu}p \rightarrow ne^+$ and the $ap \rightarrow p\pi^0$ processes intersect. The numbers in the legend suggest that the π^0 process will induce hundreds of events for energies above m_π , with basically no background from the $\bar{\nu}p \rightarrow ne^+$ process. These numbers also indicate that the $ap \rightarrow p\gamma$ process contributes at most $O(1)$ events in this region, and is thus much less promising in comparison with the π^0 process. These conclusions are expected to hold even if we were able to include all the effects discussed in the concluding paragraph of Sec. 3.

It is worth noting that the number of expected events increases with temperature in the KSVZ and DFSZ scenarios, as expected. However, this is not necessarily the case when

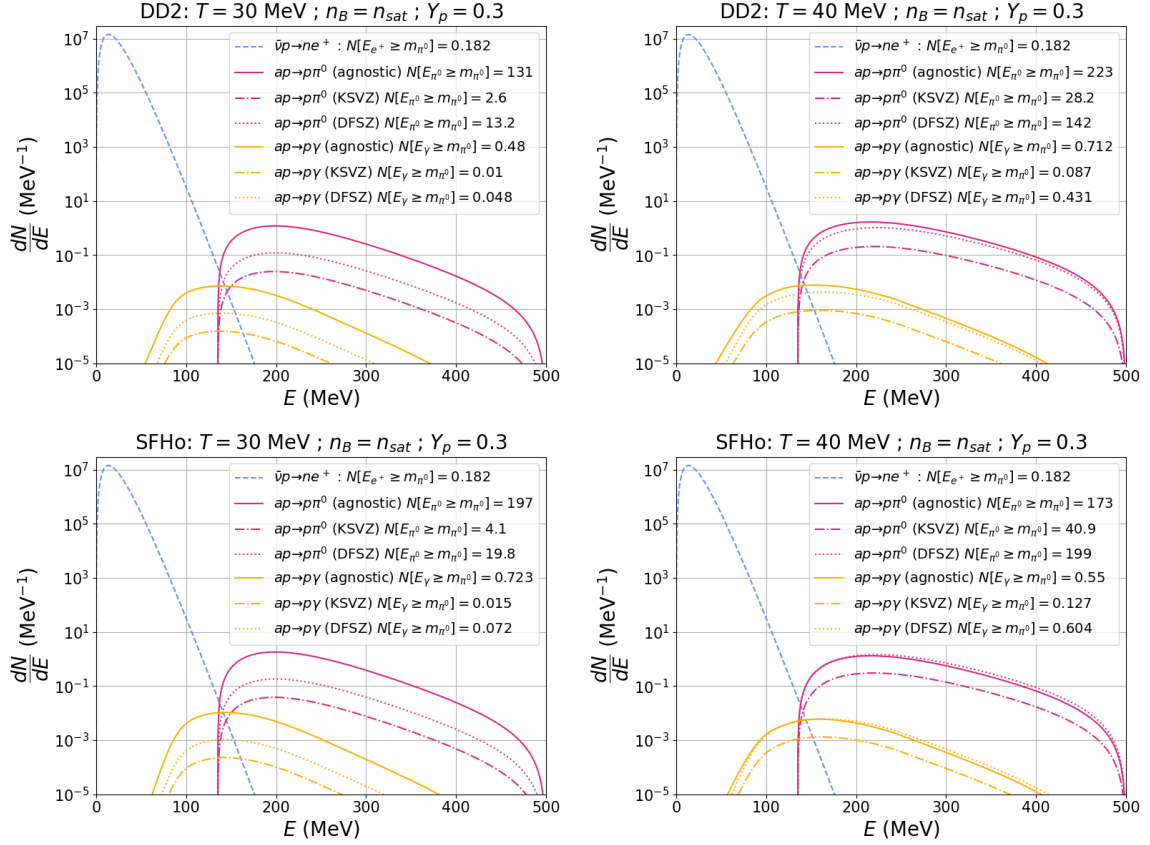


Figure 2: Comparison between the Čerenkov-light spectra induced by neutrino (dashed blue) vs. axion absorption. The latter includes either a photon (yellow) or a π^0 (purple) as Čerenkov partons, and different line styles denote the different theory cases discussed in Sec. 2—see legend, which specifies also the total number of events above the π^0 threshold. The first (second) row refers to the DD2 (SFHo) EOS models, and the first (second) column to $T = 30$ (40) MeV. The remaining thermodynamic parameters are fixed to a reference value, as their variations within motivated ranges are imperceptible.

only experimental bounds are imposed (the “agnostic” case). For example, within the SFHo model, an *increase* in temperature causes the Raffelt bound to be saturated at *lower* values of C_{aNN} , which in turn leads to a lower number of events.

4.1.2. Detector-response corrected spectra

In this section, we assess the expected reconstruction efficiency for the π^0 spectra in Fig. 2, based on a realistic simulation of the detector response. The underlying motivation for this line of inquiry is the fact that, unlike positrons emitted from inverse- β decay of SN antineutrinos, π^0 s, being electromagnetically neutral, do not directly produce Čerenkov radiation and are instead detected via their e.m. decay into two high-energy photons. The latter provide a distinct signature with respect to the Čerenkov cascade initiated by the e^+ originating from antineutrino absorption. Furthermore, if *both* photons are reconstructed, it is possible to calculate the invariant mass of the π^0 , adding additional validation to the signal. The study in this section provides the context towards addressing these two questions in an actual experimental analysis.

To estimate the reconstruction performance and signal detection at HK, we simulate the π^0 decays using the PYTHIA8 software [58] and adapt the existing and validated Monte-Carlo simulations and tools of atmospheric neutrinos [59]. Since the $\bar{\nu}$ signal lies just at the 100 MeV threshold for atmospheric neutrino analyses [60,61], we extend the detector response to lower energies and relax the energy cuts applied in these analyses. This adjustment improves the efficiency of the *2-ring π^0 -like* sample. Furthermore, given that the expected signal is confined to a few seconds, this modification has virtually no impact on contamination from lower-energy events or accidental coincidences with cosmic rays.

According to the sample definitions, there are four different topologies in which these events can be classified:

- *2-ring π^0 -like*: Two photons are reconstructed, and their invariant mass falls between 85 MeV and 215 MeV.
- *1-ring π^0 -like*: A single Čerenkov cascade is reconstructed and satisfies specific selection criteria based on likelihoods computed under the assumption that it originates from a π^0 decay with a small opening angle between the two gammas.
- *1-ring e -like*: A single Čerenkov cascade is reconstructed but is found to be incompatible with the π^0 decay hypothesis.
- *1-ring μ -like*: A single Čerenkov ring is reconstructed and identified as compatible with a muon signal. This sample primarily consists of events with misidentified particle types.
- *2-ring other*: Additionally, we consider events with two reconstructed photons that do not satisfy the π^0 -like criteria. These events correspond to poorly reconstructed π^0 decays that remain distinguishable from the neutrino signal.

Fig. 3 shows the reconstructed energy spectra of neutrino- and axion-induced signals for the different models assumed in Fig. 2. Motivated by this figure and the considerations around it, an experimental energy cut at 150 MeV would isolate the π^0 signal.

Table 1 shows the expected efficiency and purity of each sample. The energy cut is sufficient to reduce drastically the contamination from the neutrino emission. Most of the π^0 events fall under the *2-ring π^0 -like* category, as expected from lowering the detection threshold in the simulations and due to the low energy of the neutral pions, which implies large opening angles between the decay gammas and enables a good separation and reconstruction. The events with poorer reconstruction populate the 1-ring samples, with a small fraction also classified as *2-ring other*, in which at least one of the Čerenkov rings is misidentified. Any other contribution to the event rate, such as atmospheric neutrinos, is expected to be negligible due to the reduced time window of the signal.⁶

Table 1 confirms that the π^0 signal overwhelmingly dominates for reconstructed energies above 150 MeV. More importantly, they indicate that the π^0 reconstruction efficiency is expected to be high, around 80%, though not perfect, as about 20% of the rings will not exhibit a π^0 -like shape.

The signal above 150 MeV is essentially background-free. Thus, accurately assessing the reconstruction efficiency will be relevant when distinguishing between axion-induced signals and other potential physical sources such as those considered in Refs. [62,63], whose spectra partially overlap with our signal.⁷

⁶For completeness, in Appendix C we further split each event category considered in Table 1 according to the two SN models considered, DD2 and SFHo, as well as the three alternative ways—agnostic, KSVZ, and

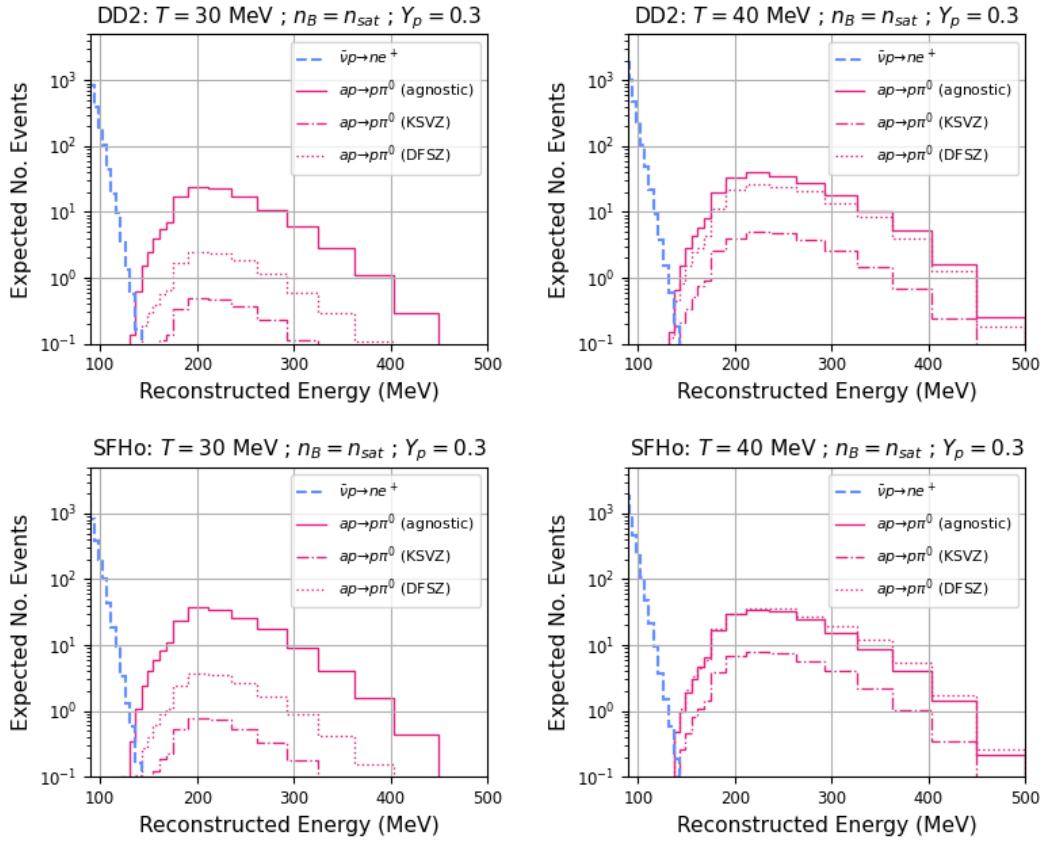


Figure 3: Reconstructed energy for antineutrino inverse- β decay (blue) and axion-induced π^0 emission (purple) with different line styles denoting the different theory cases discussed in Sec. 2.

Selection	Reconstructed as π^0	
	$T = 30$ MeV	$T = 40$ MeV
$E_{\text{reco}} > 150$ MeV	0.973	0.984
$E_{\text{reco}} > 150$ MeV, 2-ring π^0 -like	0.675	0.582
$E_{\text{reco}} > 150$ MeV, 1-ring π^0 -like	0.146	0.201
$E_{\text{reco}} > 150$ MeV, 1-ring e -like	0.084	0.134
$E_{\text{reco}} > 150$ MeV, 1-ring μ -like	0.007	0.013
$E_{\text{reco}} > 150$ MeV, 2-ring other	0.061	0.053

Table 1: Fractions of axion-induced Čerenkov events reconstructed at HK, categorized according to the event types discussed in the main text. Axion emission follows the SN DD2 model with $T = 30$ or 40 MeV. The corresponding fractions of $\bar{\nu}$ -induced Čerenkov events are omitted as they are always smaller than $O(10^{-11})$.

4.2. Number of events as a function of the axion-matter couplings

Next, focusing on axion absorption, Eq. (21) allows to calculate the expected number of signal events $\langle N_X^{(R)} \rangle$. The total number spectrum is the result of an integral over a specified energy range R . Given that the dN_X spectra of the Čerenkov partons induced by the neutrino ($X = e^+$) vs. the axion ($X = \gamma$ or π^0) peak at well-separated energies, of order 10 MeV for the e^+ and 100-200 MeV for the γ or the π^0 , in general one may define the energy range $R \equiv [E^*, \infty)$, with E^* the energy value above which $dN_X^{(a)}/dE_X > dN_{e^+}^{(\nu)}/dE_{e^+}$. However, from the previous section, we saw that $X = \pi^0$ is the vastly dominant component, and for this component we can take $E^* \simeq m_\pi$, so we will henceforth restrict our numerical analysis to this component, taking $R = [m_\pi, \infty)$.

Then the expected number of signal events may be estimated as

$$\langle N_{\pi^0}^{(R)} \rangle \equiv \lambda_{\pi^0}(C_{\text{app}}, C_{\text{ann}}) = \int_R dE_{\pi^0} \frac{dN_{\pi^0}^{(a)}(C_{\text{app}}, C_{\text{ann}})}{dE_{\pi^0}}. \quad (27)$$

The probability of observing any given number n of actual events obeys a Poisson distribution with parameter λ_{π^0} , $P(n; \lambda_{\pi^0})$. The observed number of events can thus be estimated as $\lambda_{\pi^0} \pm \delta(p)$, where $\delta(p)$ depends on the considered p -value

$$\sum_{k \in [\lambda_{\pi^0} - \delta(p), \lambda_{\pi^0} + \delta(p)]} P(k; \lambda_{\pi^0}) = p. \quad (28)$$

An equivalent way of estimating this interval is by defining the Poisson-distributed test statistic $t_P(n, \lambda_{\pi^0}) \equiv (n - \lambda_{\pi^0})^2 / \lambda_{\pi^0}$ [64]. If $\lambda_{\pi^0} \gg 1$, t_P follows a χ^2 distribution with $N_{\text{dof}} = 1$, so that e.g. $\chi^2(p) / N_{\text{dof}} = \{1, 9\}$ for 68.3 and respectively 99.7% probability. From the equality $t_P = \chi^2(p) / N_{\text{dof}}$ one can then determine $\delta(p) = \sqrt{\lambda_{\pi^0} \chi^2(p) / N_{\text{dof}}}$. With a slight abuse of language, we will denote $\lambda_{\pi^0} \pm \sqrt{\lambda_{\pi^0}}$ simply as the 1σ interval.⁸ This interval depends on the SN modeling (see discussion below Eq. (24)), as the latter affects the axion flux on Earth.

In Fig. 4, we show the expected number of events (represented as different shades of grey) in the plane C_{app} vs. C_{ann} . In each plot, the blue segment extending outward corresponds to

DFSZ—of constraining the relevant axion interactions.

⁷We thank P.D. Serpico for this comment.

⁸As discussed, this is well motivated for large λ_{π^0} . For small λ_{π^0} , we have numerically verified that $\lambda_{\pi^0} \pm \sqrt{\lambda_{\pi^0}}$ corresponds to a 68.3% probability.

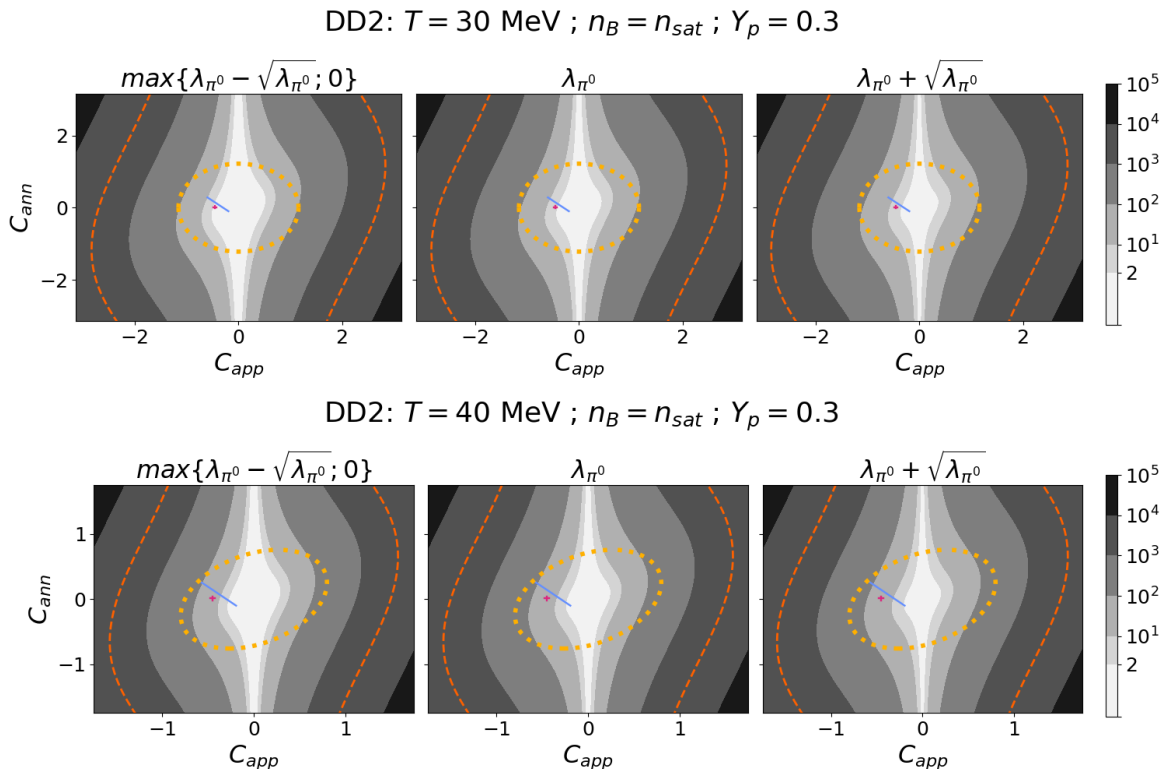


Figure 4: Expected number of events (shades of grey) in the C_{app} vs. C_{ann} plane. The blue segment (DFSZ) extends outwards with $\tan\beta \in [0.25, 170]$, while the red cross represents KSVZ with uncertainties. The dotted yellow ellipses and the dashed orange lines indicate experimental constraints (NSs, SNe) and the detectability criterion ($N_{\pi^0} \geq 2$ for a Galactic center SN), respectively. The expected number of events is calculated as λ_{π^0} in central panels, while left and right panels correspond to $\lambda_{\pi^0} \mp \sqrt{\lambda_{\pi^0}}$. The two rows represent $T = \{30, 40\}$ MeV, respectively.

DFSZ, as the value of $\tan\beta$ increases in the range $[0.25, 170]$, while the red cross represents KSVZ along with its uncertainties. The dotted yellow ellipses indicate the experimental constraints from NSs and SNe, while the dashed orange lines represent the detectability criterion $\lambda_{\pi^0} \geq 2$ for a candidate SN event at the Galactic center.

The number of events is calculated as λ_{π^0} (central panels) or $\lambda_{\pi^0} \mp \sqrt{\lambda_{\pi^0}}$ (left- or rightmost panels, respectively), showing barely perceptible differences. The two rows correspond to $T = \{30, 40\}$ MeV, respectively. Once again, the upper and lower panels exhibit a very similar shape, but both the x - and y -axis scales change by a factor of about $1/2$. The dependence on the model choice (DD2 vs. SFHo) and on the n_B value is not significant. Therefore, Fig. 4 conveys at a glance the full range of variability.

This variability can be summarized as follows. Regarding the T dependence, which is by far the most pronounced, we note that moving from 30 to 40 MeV causes n to change by a factor approaching 10.⁹ For example, the KSVZ point yields about 5 events at $T = 30$ MeV and approximately 50 events at $T = 40$ MeV. This demonstrates that the temperature dependence is quite pronounced. To provide conservative estimates, one may therefore stick

⁹This can be understood from the emissivity dependence: $Q_a \approx T^{7.5}$ multiplied by a factor with non-trivial T dependence. If we neglect this factor, we would thus expect the temperature increase to yield approximately 8.7 times more events.

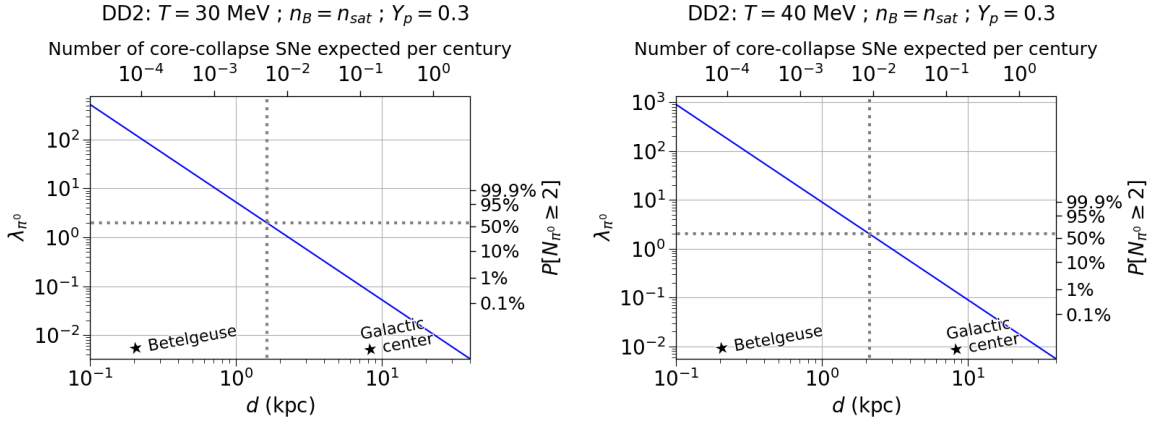


Figure 5: Scaling of the expected number of π^0 -initiated Čerenkov cascades with the inverse square of the distance d of a SN candidate from Earth. The left y -axis shows the number of expected events as a function of d (lower x -axis), with SN models matching those in Figs. 2-4. The grey dashed lines indicate the detectability threshold (≥ 2 events), defining the critical distance $d_2^{(a)}$ below which axion absorption remains observable. The upper y -axis maps d onto the expected number of CC SNe per century, $\dot{N}(d)$, based on the estimation in Ref. [65].

to predictions at $T = 30$ MeV.

Concerning the dependence on the choice of n_B , all other parameters being equal, we find that n_{sat} vs. $1.5 n_{\text{sat}}$ leads to an increase in the number of events by a factor between 1 and 1.3, with larger values for SFHo than for DD2. Finally, changing the model from DD2 to SFHo for a given value of T increases the number of events by a factor between 1.5 (for $n_B = n_{\text{sat}}$) and 1.8 (for $n_B = 1.5 n_{\text{sat}}$).

We emphasize that Fig. 4 and the above considerations are solely intended to provide an initial understanding of how the predicted number of events changes when varying reference SN parameters within fiducial ranges. A more robust analysis of this dependence would require comprehensive, state-of-the-art SN simulations, which are beyond the scope of the present work.

4.3. Number of events vs. SN candidates

The calculated number of axion-absorption events for a given SN candidate scales quadratically with the inverse of the distance d of the candidate from Earth, see Eq. (21). Beyond a certain distance, the number of signal events goes below 2, a number often taken as the “detectability threshold”.¹⁰ We display this scaling in Fig. 5 in the case where the Čerenkov parton is the π^0 , i.e. the last process in Eq. (18). The SN models (see plot titles) are chosen to match the models in Figs. 2-4. The number of expected π^0 -initiated Čerenkov cascades is shown on the left y -axis as a function of the distance d , shown in the lower x -axis, of the emitting candidate from Earth. The grey dashed lines crossing each other mark the distance, to be referred to as $d_2^{(a)}$, below which a SN candidate is above detectability threshold as far as *axion* absorption is concerned. The figure suggests that this distance is just below 2 kpc. Some important remarks should be made before proceeding further. First, $d_2^{(a)} \approx 2$ kpc

¹⁰In Fig. 2, we can see that the expected number of events for $E \geq m_\pi$ from the neutrino-absorption process is 0.182 for $d = 0.2$ kpc and accordingly smaller for larger distances. The p -value associated with observing 2 events for this expected number is 1.5%.

refers to the detectability of the axion burst only—as well known, SNe are detectable from their neutrino burst even if they are several Mpc away, because the total yield in neutrinos is several orders of magnitude larger than the yield in axions. Second, the $d_2^{(a)}$ value mentioned above is the result of a calculation that considers only axion interactions with hydrogen in water, disregarding the contribution from oxygen. This contribution could potentially impact (i.e., increase) even the order of magnitude of our estimated axion number spectrum. However, its modeling is subject to significantly greater uncertainties than that of the hydrogen component. Third, we only included the processes in Eq. (18), whereas additional reactions may further improve prospects for axion detectability. An example are processes of the kind $aN \rightarrow YX$, with X a Čerenkov parton and Y a baryon other than a nucleon. We will comment again on all these points in the Outlook section.

With these qualifications in mind, it is clear that the higher the detectability threshold, the shorter the waiting time before an SN event is actually detected—generally through its neutrino burst. In the Milky Way, this relationship can be estimated as $\dot{N}(d) = (d/1 \text{ kpc})^2 \times 2.0 \times 10^{-5} \text{ yr}^{-1}$ [65]. Integrating over the galactic volume, this estimate is consistent with the expectation of 1 to 3 SN events per century producing neutrino bursts throughout the entire Milky Way [65–67]. As already emphasized, however, not all of these events will also produce detectable axion bursts, because $d_2^{(a)}$ is not even as large as the Milky Way radius: only SN explosions that are sufficiently close-by will produce two detectable bursts, from neutrinos and from axions.

We show $\dot{N}(d)$ in the upper x -axis of the panels in Fig. 5. The figure thus suggests that one may expect to detect an axion burst for only $\lesssim 10^{-2}$ SN events per century. We emphasize that the $\dot{N}(d)$ scaling estimate above is quite crude; for instance, it does not account for intra-galactic density variations, such as the presence of a core and spiral arms, as opposed to a homogeneous disk. Nevertheless, this estimate should serve as a useful reference. It is therefore crucial to improve the modeling of axion-absorption processes in water that produce Čerenkov light, in the hope of uncovering order-of-magnitude enhancement factors.

5. Outlook

The core collapse and cooling that drive the transition from a supernova (SN) to a young neutron star produce a burst of neutrinos. Similarly, this process may also generate fluxes of additional feebly interacting, uncharged particles such as axions. These particles could be detected on Earth by exploiting their interactions with nucleons in reverse, leading to the production of Čerenkov light. These interactions take the form $\alpha N \rightarrow N^{(\prime)}X$, where the incoming particle α is absorbed by a nucleon N in a water-based detector—such as the planned Hyper-Kamiokande (HK) facility—producing a final-state nucleon $N^{(\prime)}$ and a “Čerenkov parton” X (such as e^\pm , γ , or π^0), which initiates an e.m. cascade.

Using Chiral Perturbation Theory, extended to include axions, we calculated the energy spectra for the reactions $a + N \rightarrow N + \gamma$ and $a + N \rightarrow N + \pi^0$. Our analysis assumes the *most general* axion-quark interactions, with coupling strengths constrained either by astrophysical transient observations or by specific theoretical scenarios.

We compared the Čerenkov-light spectra induced by axion absorption with those from neutrino interactions. The axion-absorption spectra depend on the axion-nucleon couplings C_{ann}, C_{app} , which are fixed according to the different cases of interest mentioned above. We corroborated these findings by assessing the expected reconstruction efficiency for π^0 spectra based on a realistic HK-like detector simulation. We considered different event categories contributing to π^0 identification and find an intrinsic efficiency around 80%, which, while not perfect, is highly promising.

In addition, we examined how the number of detected events depends on the axion-matter couplings, identifying the regions of the $C_{ann} - C_{app}$ parameter space that can be probed based on the expected number of π^0 -initiated signal candidates. Furthermore, we explored how the number of axion-absorption events scales with the number of SN candidates.

Our findings lead to several key conclusions of which we single out the following two: (a) Even for the QCD axion—which has the weakest interaction strength with matter compared to axion-like particles—the Čerenkov light spectrum from neutrino-nucleon interactions is modified in a potentially detectable way. (b) Detectability is significantly more promising for the $N + \pi^0$ final state, as its spectrum is an order of magnitude higher in intensity and extends to energies twice as large compared to the $N + \gamma$ counterpart.

The second item is particularly interesting because a larger signal is correlated with a detectable SN event occurring at a larger distance. Typically, SNe are detected through their neutrino bursts, with an estimated rate of 2.1 events *per century in the whole Milky Way*. However, *not all* of these events will produce detectable axion bursts, as the axion-burst detectability threshold is smaller than the Milky Way’s radius. Consequently, only nearby SNe are likely to produce detectable bursts of both neutrinos and axions. Given the rarity of such dual detections, it is crucial to identify additional mechanisms that could enhance axion signals.

To this end, improving the modeling of axion absorption in water Čerenkov detectors is essential, as it could reveal potential order-of-magnitude enhancements. Several promising avenues merit further exploration: (i) On the theoretical side, including the effects of neutrons and the oxygen component of the detector medium could significantly amplify the signal; (ii) Alternative absorption processes, such as $a + N \rightarrow Y + X$, where Y is a baryon other than a nucleon and X produces Čerenkov light, also warrant further consideration, as do couplings to other fermions;¹¹ (iii) On the experimental side, scaling up detection volumes represents a clear path toward improving sensitivities.

Work is ongoing in directions (i) and (ii).

Acknowledgments

We especially thank Micaela Oertel for assistance with SN model files and Pasquale D. Serpico for valuable insights, including on the relation between number spectra for Čerenkov partons and Čerenkov light. The authors acknowledge useful conversations with Pierluca Carenza, Jeremy Dalseno, Francesco Dettori, Maurizio Giannotti, Giuseppe Lucente, and Diego Martínez-Santos. This research has received funding from the French ANR, under contracts ANR-19-CE31-0016 (‘GammaRare’) and ANR-23-CE31-0018 (‘InvISYble’), that we gratefully acknowledge. LV also acknowledges the Italian Ministry of University and Research (MUR) and the European Union’s NextGenerationEU program for support under the Young Researchers 2024 SoE Action, research project ‘SHYNE’, ID: SOE_20240000025.

A. Some details on the computation of the cross sections σ_{aX}

The computation of the spectrum associated to a generic parton Čerenkov X requires the knowledge of the total cross section $\sigma_{\alpha X}$ associated to the 2-to-2 scattering in Eq. (19). In this appendix we will focus on the case $\alpha = a$, namely on axion-absorption processes of the

¹¹A comprehensive reappraisal of the axion-electron coupling was recently conducted in Ref. [43] in the context of emission by SNe.

form

$$a N_i \rightarrow N_f X , \quad (29)$$

where $X = \gamma, \pi^0$.

In the reference frame of the laboratory the initial nucleon N_i is at rest, namely $E_{N_i} = m_N$ and $\vec{p}_{N_i} = \vec{0}$. Given that in our setup $m_a \ll m_N, m_X$, we can safely consider the axion as a massless particle. By starting from the standard expression of the cross section

$$d\sigma = \frac{1}{4m_N E_a} \frac{d^3\vec{p}_X}{(2\pi)^3 2E_X} \frac{d^3\vec{p}_{N_f}}{(2\pi)^3 2E_{N_f}} |\mathcal{M}|^2 (2\pi)^4 \delta^{(4)}(p_a + p_{N_i} - p_{N_f} - p_X) \quad (30)$$

and by choosing the direction of the 3-momentum of the axion parallel to the \hat{z} -axis, one ends up with the rather simple formula

$$\frac{\partial\sigma(E_X, E_a)}{\partial E_X} = \frac{1}{32\pi m_N E_a^2} |\mathcal{M}|^2(E_X, E_a) . \quad (31)$$

Here $|\mathcal{M}|^2(E_X, E_a)$ is the square amplitude, that we are going to compute separately for the two different cases $X = \gamma$ and $X = \pi^0$. Let us finally mention that the angle among the 3-momentum of the axion and the 3-momentum of X can be expressed as

$$\cos\theta_{aX} = \frac{2E_a E_X + 2m_N(E_X - E_a) - m_X^2}{2E_a |\vec{p}_X|} . \quad (32)$$

- **$X = \gamma$ case**

In order to compute the square amplitude for $X = \gamma$, we consider the contributions coming from diagrams (a) and (b) in Fig. 1 separately and from their interference. Only the proton gives a non-zero contribution. The final result reads

$$|\mathcal{M}[ap \rightarrow p\gamma]|^2 = \frac{16|C_{app}|^2 e^2 m_N^2 (p_a \cdot p_{N_f} - p_a \cdot p_{N_i})^2}{f_a^2 (p_a \cdot p_{N_f})(p_a \cdot p_{N_i})} , \quad (33)$$

where $C_{app} \equiv C_{app}^{(D)} D + C_{app}^{(F)} F + C_{app}^{(S)} S$ (see Sec. 2). Since $p_a \cdot p_{N_i} = E_a m_N$ in the laboratory frame, it is worth mentioning that in the elastic limit, namely for $E_{N_f} = m_N$ and $p_a \cdot p_{N_f} = E_a m_N$, the amplitude vanishes.

- **$X = \pi^0$ case**

In order to compute the square amplitude for $X = \pi^0$, we consider the contributions coming from diagrams (d) and (e) in Fig. 1 separately and from their interference. Both proton and neutron can give a non-zero contribution here. We obtain

$$|\mathcal{M}[aN \rightarrow N\gamma]|^2 = \frac{32\kappa m_N^2 [2(p_a \cdot p_{N_i})(p_a \cdot p_{N_f})(p_{N_i} \cdot p_{N_f}) - m_N^2 (p_a \cdot p_{N_i})^2 - m_N^2 (p_a \cdot p_{N_f})^2]}{F_0^2 f_a^2 (p_a \cdot p_{N_f})(p_a \cdot p_{N_i})} , \quad (34)$$

where $\kappa \equiv |C_{aNN}|^2 (D + F)^2 / 4$ and $C_{aNN} \equiv C_{aNN}^{(D)} D + C_{aNN}^{(F)} F + C_{aNN}^{(S)} S$ (see Section 2). Also this amplitude vanishes in the elastic approximation.

		DD2		SFHo	
T [MeV]	n_B	$ C_{app} $	$ C_{ann} $	$ C_{app} $	$ C_{ann} $
30	n_{sat}	2.1	2.0	1.8	1.7
30	$1.5 n_{\text{sat}}$	2.0	1.9	1.5	1.5
40	n_{sat}	0.80	0.76	0.67	0.64
40	$1.5 n_{\text{sat}}$	0.76	0.74	0.59	0.56

Table 2: Constraints on the absolute values of the axion couplings to nucleons $|C_{app}|$, $|C_{ann}|$ for $f_a = 10^9$ GeV for different EOS and for different thermodynamic conditions inside the SN core.

B. Upper bounds on axion couplings with nucleons from SNe and NSs

In Table 2 we collect the upper bounds on the axion couplings with nucleons, C_{ann} and C_{app} , inferred by the Raffelt bound calculated within the different SN models we considered. These models subsume alternative choices for thermodynamic parameters, also listed in the table. In turn, NS cooling data [32] imply the constraints are $|C_{app}| < 1.16$ and $|C_{ann}| < 1.22$ for $f_a = 10^9$ GeV. Within each given SN model, we take the strongest between the SN bound from Table 2 and the constraints from NS cooling.

C. Reconstructed event breakdown categorized by SN models and axion interaction constraints

In Tables 3-4, we present the counterparts of Table 1, where the different event categories are further subdivided based on the two SN models considered, as well as the three alternative ways of constraining the relevant axion interactions. These cases—agnostic, KSVZ, and DFSZ—are outlined in the itemization on page 2. The row labeled “total” refers to the detector-level values. The respective truth-level totals correspond to the values in Fig. 2, properly normalized, and are not explicitly reported.

References

- [1] L. Ubaldi, *Effects of theta on the deuteron binding energy and the triple-alpha process*, *Phys. Rev. D* **81** (2010) 025011, [[0811.1599](#)].
- [2] M. Dine, L. Stephenson Haskins, L. Ubaldi and D. Xu, *Some Remarks on Anthropic Approaches to the Strong CP Problem*, *JHEP* **05** (2018) 171, [[1801.03466](#)].
- [3] J. Preskill, M. B. Wise and F. Wilczek, *Cosmology of the Invisible Axion*, *Phys. Lett. B* **120** (1983) 127–132.
- [4] L. F. Abbott and P. Sikivie, *A Cosmological Bound on the Invisible Axion*, *Phys. Lett. B* **120** (1983) 133–136.

$T = 30 \text{ MeV}$							
Event Category	DD2 and $ap \rightarrow p\pi^0$			SFHo and $ap \rightarrow p\pi^0$			$\bar{\nu}p \rightarrow ne^+$
	Agn.	KSVZ	DFSZ	Agn.	KSVZ	DFSZ	
2-ring π^0 -like	90.0	1.8	9.1	135.6	2.8	13.7	$< 10^{-3}$
1-ring π^0 -like	19.5	0.4	2.0	29.3	0.6	2.9	$< 10^{-3}$
1-ring e-like	11.2	0.2	1.2	17.3	0.3	1.8	$2 \cdot 10^{-2}$
1-ring μ -like	0.9	$2 \cdot 10^{-2}$	0.1	1.5	0.1	0.2	$< 10^{-3}$
2-ring other	8.1	0.2	0.9	13.0	0.3	1.2	$< 10^{-3}$
Total	129.7	2.6	13.3	196.7	4.1	19.7	$2 \cdot 10^{-2}$

Table 3: Same as Table 1, but further categorized according to the two SN models considered, DD2 and SFHo, as well as the three alternative methods for constraining the relevant axion interactions: agnostic (constrained solely from data), KSVZ, and DFSZ, as discussed on page 2.

- [5] M. Dine and W. Fischler, *The Not So Harmless Axion*, *Phys. Lett. B* **120** (1983) 137–141.
- [6] K. Abe et al., *Letter of Intent: The Hyper-Kamiokande Experiment — Detector Design and Physics Potential* —, [1109.3262](#).
- [7] HYPER-KAMIOKANDE collaboration, K. Abe et al., *Hyper-Kamiokande Design Report*, [1805.04163](#).
- [8] G. Lucente, L. Mastrototaro, P. Carenza, L. Di Luzio, M. Giannotti and A. Mirizzi, *Axion signatures from supernova explosions through the nucleon electric-dipole portal*, *Phys. Rev. D* **105** (2022) 123020, [[2203.15812](#)].
- [9] T. Li and R.-J. Zhang, *Axionlike particles from primordial black hole evaporation and their detection in neutrino experiments*, *Phys. Rev. D* **106** (2022) 095034, [[2208.02696](#)].
- [10] S. Chakraborty, A. Gupta and M. Vanvlasselaer, *Photoproduction of heavy QCD axions in supernovae*, *Phys. Rev. D* **110** (2024) 063032, [[2403.12169](#)].
- [11] W. Chao, J.-J. Feng and M. Jin, *Direct detections of the axionlike particle revisited*, *Phys. Rev. D* **109** (2024) 075044, [[2311.09547](#)].
- [12] F. Arias-Aragón, M. Giannotti, G. G. di Cortona and F. Mescia, *Axion-induced pair production: a new strategy for axion detection*, [2411.19327](#).
- [13] P. Carenza, R. Pasechnik and Z.-W. Wang, *Glueball Axion-Like Particles*, [2411.11716](#).
- [14] D. Alonso-González, D. Cerdeño, M. Cermeño and A. D. Perez, *Probing a diffuse flux of axion-like particles from galactic supernovae with neutrino water Cherenkov detectors*, [2412.09595](#).

$T = 40 \text{ MeV}$							
Event Category	DD2 and $ap \rightarrow p\pi^0$			SFHo and $ap \rightarrow p\pi^0$			$\bar{\nu}p \rightarrow ne^+$
	Agn.	KSVZ	DFSZ	Agn.	KSVZ	DFSZ	
2-ring π^0 -like	131.9	16.5	83.4	113.0	26.2	117.3	$< 10^{-3}$
1-ring π^0 -like	45.5	6.2	32.2	41.2	9.7	47.4	$< 10^{-3}$
1-ring e-like	30.5	4.5	23.9	27.8	6.8	33.8	$2 \cdot 10^{-2}$
1-ring μ -like	3.0	0.4	2.0	2.4	0.6	2.9	$< 10^{-3}$
2-ring other	11.9	1.5	7.7	10.3	2.3	11.5	$< 10^{-3}$
Total	222.8	29.1	149.1	194.7	44.6	212.9	$2 \cdot 10^{-2}$

Table 4: Same as Table 3, but for $T = 40 \text{ MeV}$.

- [15] D. Alonso-González, D. Cerdeño, M. Cermeño and A. D. Perez, *Disentangling axion-like particle couplings to nucleons via a delayed signal in Super-Kamiokande from a future supernova*, [2412.19890](#).
- [16] J. Engel, D. Seckel and A. C. Hayes, *Emission and detectability of hadronic axions from SN1987A*, *Phys. Rev. Lett.* **65** (1990) 960–963.
- [17] P. Carenza, G. Co, M. Giannotti, A. Lella, G. Lucente, A. Mirizzi et al., *Cross section for supernova axion observation in neutrino water Čerenkov detectors*, *Phys. Rev. C* **109** (2024) 015501, [[2306.17055](#)].
- [18] H. Georgi, D. B. Kaplan and L. Randall, *Manifesting the Invisible Axion at Low-energies*, *Phys. Lett. B* **169** (1986) 73–78.
- [19] M. Bauer, M. Neubert, S. Renner, M. Schnubel and A. Thamm, *Consistent Treatment of Axions in the Weak Chiral Lagrangian*, *Phys. Rev. Lett.* **127** (2021) 081803, [[2102.13112](#)].
- [20] M. Cavan-Piton, D. Guadagnoli, M. Oertel, H. Seong and L. Vittorio, *Axion Emission from Strange Matter in Core-Collapse SNe*, *Phys. Rev. Lett.* **133** (2024) 121002, [[2401.10979](#)].
- [21] J. A. Cronin, *Phenomenological model of strong and weak interactions in chiral $U(3) \times U(3)$* , *Phys. Rev.* **161** (1967) 1483–1494.
- [22] J. Kambor, J. H. Missimer and D. Wyler, *The Chiral Loop Expansion of the Nonleptonic Weak Interactions of Mesons*, *Nucl. Phys. B* **346** (1990) 17–64.
- [23] S. Chang and K. Choi, *Hadronic axion window and the big bang nucleosynthesis*, *Phys. Lett. B* **316** (1993) 51–56, [[hep-ph/9306216](#)].
- [24] S. Scherer, *Introduction to chiral perturbation theory*, *Adv. Nucl. Phys.* **27** (2003) 277, [[hep-ph/0210398](#)].
- [25] L. Di Luzio, M. Giannotti, E. Nardi and L. Visinelli, *The landscape of QCD axion models*, *Phys. Rept.* **870** (2020) 1–117, [[2003.01100](#)].

- [26] T. Vonk, F.-K. Guo and U.-G. Meißner, *The axion-baryon coupling in $SU(3)$ heavy baryon chiral perturbation theory*, *JHEP* **08** (2021) 024, [[2104.10413](#)].
- [27] J. E. Kim, *Weak Interaction Singlet and Strong CP Invariance*, *Phys. Rev. Lett.* **43** (1979) 103.
- [28] M. A. Shifman, A. I. Vainshtein and V. I. Zakharov, *Can Confinement Ensure Natural CP Invariance of Strong Interactions?*, *Nucl. Phys. B* **166** (1980) 493–506.
- [29] K. Choi, H. J. Kim, H. Seong and C. S. Shin, *Axion emission from supernova with axion-pion-nucleon contact interaction*, *JHEP* **02** (2022) 143, [[2110.01972](#)].
- [30] M. Dine, W. Fischler and M. Srednicki, *A Simple Solution to the Strong CP Problem with a Harmless Axion*, *Phys. Lett. B* **104** (1981) 199–202.
- [31] A. R. Zhitnitsky, *On Possible Suppression of the Axion Hadron Interactions. (In Russian)*, *Sov. J. Nucl. Phys.* **31** (1980) 260.
- [32] M. Buschmann, C. Dessert, J. W. Foster, A. J. Long and B. R. Safdi, *Upper Limit on the QCD Axion Mass from Isolated Neutron Star Cooling*, *Phys. Rev. Lett.* **128** (2022) 091102, [[2111.09892](#)].
- [33] G. G. Raffelt, *Astrophysical methods to constrain axions and other novel particle phenomena*, *Phys. Rept.* **198** (1990) 1–113.
- [34] A. Burrows, M. S. Turner and R. P. Brinkmann, *Axions and SN 1987a*, *Phys. Rev. D* **39** (1989) 1020.
- [35] A. Burrows, *Supernova explosions in the universe*, *Nature* **403** (2000) 727–733.
- [36] S. Woosley and T. Janka, *The physics of core-collapse supernovae*, *Nature Phys.* **1** (2005) 147, [[astro-ph/0601261](#)].
- [37] R. M. Bionta et al., *Observation of a Neutrino Burst in Coincidence with Supernova SN 1987a in the Large Magellanic Cloud*, *Phys. Rev. Lett.* **58** (1987) 1494.
- [38] IMB collaboration, C. B. Bratton et al., *Angular Distribution of Events From Sn1987a*, *Phys. Rev. D* **37** (1988) 3361.
- [39] KAMIOKANDE-II collaboration, K. Hirata et al., *Observation of a Neutrino Burst from the Supernova SN 1987a*, *Phys. Rev. Lett.* **58** (1987) 1490–1493.
- [40] K. S. Hirata et al., *Observation in the Kamiokande-II Detector of the Neutrino Burst from Supernova SN 1987a*, *Phys. Rev. D* **38** (1988) 448–458.
- [41] E. N. Alekseev, L. N. Alekseeva, V. I. Volchenko and I. V. Krivosheina, *Possible Detection of a Neutrino Signal on 23 February 1987 at the Baksan Underground Scintillation Telescope of the Institute of Nuclear Research*, *JETP Lett.* **45** (1987) 589–592.
- [42] E. N. Alekseev, L. N. Alekseeva, I. V. Krivosheina and V. I. Volchenko, *Detection of the Neutrino Signal From SN1987A in the LMC Using the Inr Baksan Underground Scintillation Telescope*, *Phys. Lett. B* **205** (1988) 209–214.
- [43] D. F. G. Fiorillo, T. Pitik and E. Vitagliano, *Supernova production of axion-like particles coupling to electrons, reloaded*, [2503.15630](#).

- [44] G. L. Fogli, E. Lisi, A. Mirizzi and D. Montanino, *Probing supernova shock waves and neutrino flavor transitions in next-generation water-Cerenkov detectors*, *JCAP* **04** (2005) 002, [[hep-ph/0412046](#)].
- [45] A. Caputo and G. Raffelt, *Astrophysical Axion Bounds: The 2024 Edition*, *PoS COSMICWISPerS* (2024) 041, [[2401.13728](#)].
- [46] P. Carena, B. Fore, M. Giannotti, A. Mirizzi and S. Reddy, *Enhanced Supernova Axion Emission and its Implications*, *Phys. Rev. Lett.* **126** (2021) 071102, [[2010.02943](#)].
- [47] G. Martinez-Pinedo, T. Fischer, A. Lohs and L. Huther, *Charged-current weak interaction processes in hot and dense matter and its impact on the spectra of neutrinos emitted from proto-neutron star cooling*, *Phys. Rev. Lett.* **109** (2012) 251104, [[1205.2793](#)].
- [48] L. F. Roberts, S. Reddy and G. Shen, *Medium modification of the charged current neutrino opacity and its implications*, *Phys. Rev. C* **86** (2012) 065803, [[1205.4066](#)].
- [49] M. Hempel and J. Schaffner-Bielich, *Statistical Model for a Complete Supernova Equation of State*, *Nucl. Phys. A* **837** (2010) 210–254, [[0911.4073](#)].
- [50] A. W. Steiner, M. Hempel and T. Fischer, *Core-collapse supernova equations of state based on neutron star observations*, *Astrophys. J.* **774** (2013) 17, [[1207.2184](#)].
- [51] G. G. Raffelt, *Astrophysical axion bounds*, *Lect. Notes Phys.* **741** (2008) 51–71, [[hep-ph/0611350](#)].
- [52] T. Fischer, P. Carena, B. Fore, M. Giannotti, A. Mirizzi and S. Reddy, *Observable signatures of enhanced axion emission from protoneutron stars*, *Phys. Rev. D* **104** (2021) 103012, [[2108.13726](#)].
- [53] K. Mori, T. Takiwaki, K. Kotake and S. Horiuchi, *Shock revival in core-collapse supernovae assisted by heavy axionlike particles*, *Phys. Rev. D* **105** (2022) 063009, [[2112.03613](#)].
- [54] A. Betranhandy and E. O’Connor, *Neutrino driven explosions aided by axion cooling in multidimensional simulations of core-collapse supernovae*, *Phys. Rev. D* **106** (2022) 063019, [[2204.00503](#)].
- [55] K. Mori, T. Takiwaki, K. Kotake and S. Horiuchi, *Multimessenger signals of heavy axionlike particles in core-collapse supernovae: Two-dimensional simulations*, *Phys. Rev. D* **108** (2023) 063027, [[2304.11360](#)].
- [56] A. Caputo, G. Raffelt and E. Vitagliano, *Muonic boson limits: Supernova redux*, *Phys. Rev. D* **105** (2022) 035022, [[2109.03244](#)].
- [57] A. Caputo, H.-T. Janka, G. Raffelt and E. Vitagliano, *Low-Energy Supernovae Severely Constrain Radiative Particle Decays*, *Phys. Rev. Lett.* **128** (2022) 221103, [[2201.09890](#)].
- [58] C. Bierlich et al., *A comprehensive guide to the physics and usage of PYTHIA 8.3*, *SciPost Phys. Codeb.* **2022** (2022) 8, [[2203.11601](#)].

- [59] P. Fernandez, C. A. Argüelles, J. Miao Chen and I. Martínez-Soler, *Atmospheric Neutrino Monte Carlo Simulations*, 2023. 10.7910/DVN/OS5N7U.
- [60] HYPER-KAMIOKANDE collaboration, K. Abe et al., *Hyper-Kamiokande Design Report*, [1805.04163](#).
- [61] T. Wester et al., *Atmospheric neutrino oscillation analysis with neutron tagging and an expanded fiducial volume in Super-Kamiokande I–V*, *Physical Review D* **109** (Apr., 2024) .
- [62] L. Mastrototaro, A. Mirizzi, P. D. Serpico and A. Esmaili, *Heavy sterile neutrino emission in core-collapse supernovae: Constraints and signatures*, *JCAP* **01** (2020) 010, [[1910.10249](#)].
- [63] D. F. G. Fiorillo, G. G. Raffelt and E. Vitagliano, *Strong Supernova 1987A Constraints on Bosons Decaying to Neutrinos*, *Phys. Rev. Lett.* **131** (2023) 021001, [[2209.11773](#)].
- [64] PARTICLE DATA GROUP collaboration, S. Navas et al., *Review of particle physics*, *Phys. Rev. D* **110** (2024) 030001.
- [65] G. A. Tammann, W. Loeffler and A. Schroder, *The Galactic supernova rate*, *Astrophys. J. Suppl.* **92** (1994) 487–493.
- [66] W. Li, R. Chornock, J. Leaman, A. V. Filippenko, D. Poznanski, X. Wang et al., *Nearby Supernova Rates from the Lick Observatory Supernova Search. III. The Rate-Size Relation, and the Rates as a Function of Galaxy Hubble Type and Colour*, *Mon. Not. Roy. Astron. Soc.* **412** (2011) 1473, [[1006.4613](#)].
- [67] K. Rozwadowska, F. Vissani and E. Cappellaro, *On the rate of core collapse supernovae in the milky way*, *New Astron.* **83** (2021) 101498, [[2009.03438](#)].