

Dynamical dark energy from an ultralight axion

Hoang Nhan Luu^{1,*}, Yu-Cheng Qiu^{2,†} and S.-H. Henry Tye^{3,4,‡}

¹*Donostia International Physics Center, Basque Country UPV/EHU, San Sebastian, E-48080, Spain*

²*Tsung-Dao Lee Institute, Shanghai Jiao Tong University,*

No. 1 Lisuo Road, Pudong New Area, Shanghai, 201210, China

³*Department of Physics, Cornell University, Ithaca, NY 14853, USA*

⁴*Department of Physics and Jockey Club Institute for Advanced Study,
The Hong Kong University of Science and Technology, Hong Kong S.A.R China*
(Dated: March 25, 2025)

Recently the Dark Energy Survey (DES) Collaboration presented evidence that the equation of state w of the dark energy is varying, or $w \simeq -0.948$ if it is constant. In either case, the dark energy cannot be due to a cosmological constant alone. Here we introduce an ultralight axion (or axion-like particle) with mass $m_\phi \simeq 2 \times 10^{-33}$ eV that has properties that can explain the new w measurement. In particular, $w \geq -1$ in this model, ruling out the $w < -1$ region allowed by the DES data.

INTRODUCTION

The discovery of the accelerating universe via Type IA supernova measurements implies the existence of dark energy (DE) [1, 2]. This is complemented by one of the greatest successes in cosmology, the precise measurements of the cosmic microwave background (CMB) which support the inflationary-universe paradigm combined with the Λ -cold-dark-matter (Λ CDM) model. It is known that 70% of the energy content in our universe is dark energy while the remaining 30% is matter. The simplest interpretation of the dark energy is the introduction of a cosmological constant Λ in general relativity, whose equation of state $w_\Lambda = -1$. This is consistent with the CMB measurement of $w = -1.03 \pm 0.03$ by Planck [3]. Recently, DES presented evidence that w may be varying, or $w \simeq -0.948$ if it is constant [4]. In either case, the DES analysis implies that the dark energy cannot be a cosmological constant alone. Here, with the introduction of an ultralight axion (or axion-like particle), we propose a simple model where $w \geq -1$ is varying, and its property can be tested by improved measurements.

Ultralight axions are ubiquitous in string theory [5]. They pick up their exponentially small masses via non-perturbative dynamics (cf. Ref. [6]). The naturalness of such a light axion in the context of Quintessence applied to dark energy has also been extensively studied [7–17].

Here we start with the potential,

$$V(\phi) = m_\phi^2 f^2 \left[1 - \cos\left(\frac{\phi}{f}\right) \right] \simeq \frac{m_\phi^2 \phi^2}{2}, \quad (1)$$

where $\phi = 0$ is at the minimum of the potential ($V(\phi = 0) = 0$), and $\pi \geq \phi/f \geq 0$. Their presence can resolve some outstanding puzzles in cosmology. The best known case is the fuzzy dark matter (FDM) model, where an axion of mass around 10^{-22} eV is the source of the dark matter [18, 19]. To resolve some issues within the FDM model, the introduction of a second axion of mass

around 10^{-20} eV seems to be necessary [20]. Another axion of mass around 10^{-29} eV introduced in the so-called axi-Higgs model [21] helps to explain the ${}^7\text{Li}$ puzzle in BBN, the Hubble tension and the isotropic cosmic birefringence [22].

In this work we simply propose another axion ϕ where the mass $m_\phi \simeq 2 \times 10^{-33}$ eV and f is taken to be approximately the reduced Planck mass M_{Pl} . Suppose the universe starts at $\phi = \phi_i \neq 0$. Inflation will lead to $\phi(\mathbf{x}) = \phi_i$ everywhere. The time evolution of the background field ϕ is, thus, given by

$$\ddot{\phi} + 3H\dot{\phi} + \partial V/\partial\phi = 0. \quad (2)$$

When the Hubble parameter $H \gg m_\phi$, the universe is essentially frozen at the misaligned initial state ϕ_i and $V(\phi_i)$ contribute to the dark energy, *i.e.*, the equation of state (EoS) $w = -1$. As $H \lesssim m_\phi$, ϕ starts to roll down along the potential towards $\phi = 0$ and deposits the ϕ vacuum energy density into matter density (which drops like a^{-3} where a is the scale factor). This behavior is illustrated in Fig. 1, where the current dark energy is a combination of a cosmological constant Λ and the axion field. That is, w starts to deviate from $w = -1$. In the early stages of the axion rolling, $-0.9 > w > -1$, and we propose that DES is probing this epoch.

It is useful to present a simple fitting formula for the EoS (with parameters w_1 and a_1) that captures the essence of this axion-dark energy (aDE) model,

$$w(a) = \begin{cases} -1 + w_1(a - a_1)^2 & 1 \geq a \geq a_1 \\ -1 & a < a_1 \end{cases}, \quad (3)$$

where $a_1(m_\phi)$ is a function of the axion mass only while $w_1(m_\phi, \Lambda)$ also depends on the cosmological constant. For $\Lambda = 0$, a good fit yields $w_1 \simeq 0.3$ and $a_1 \simeq 0.1$, which corresponds to $m_\phi = 2 \times 10^{-33}$ eV. A crucial property of the model is that w never goes below -1 . If we decrease m_ϕ , a_1 grows so w stays at $w = -1$ for a longer time. The future of our universe crucially depends on the sign of Λ . Here w_1 decreases for a positive

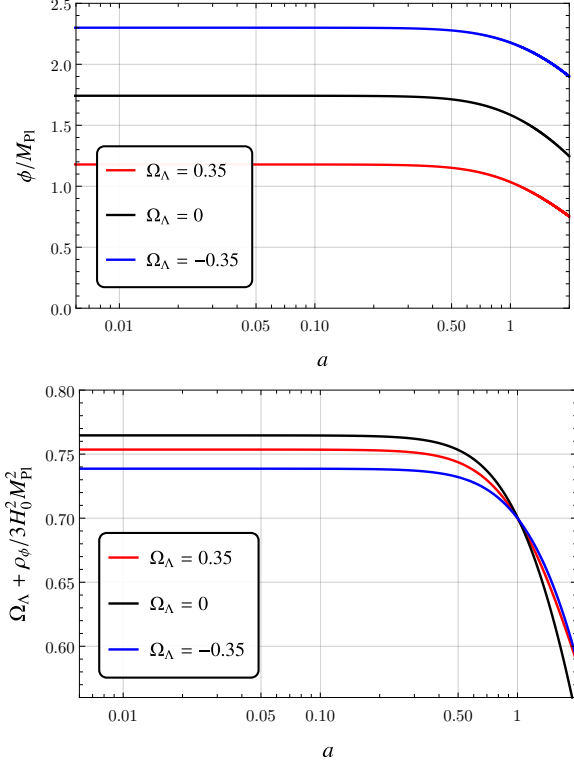


FIG. 1. The upper panel is the axion field value evolution against the scale factor, and the lower panel is the effective dark energy density evolution. Here the mass is fixed at $m_\phi = 2 \times 10^{-33}$ eV, and the fractional energy density of matter is chosen as $\Omega_m = 0.3$. Different color corresponds to different choices of Ω_Λ .

Λ (de-Sitter (dS) space) and increases for a (small) negative Λ (anti-de Sitter (AdS) space). Since $a_1 \sim 0.1$, so $w = -1$ during recombination time, the epoch probed by the CMB.

BACKGROUND

A general cosmological model of an axion, matter and a cosmological constant is written in terms of the first and second Friedmann equations as

$$H^2 = \frac{1}{3M_{\text{Pl}}^2} (\rho_m + \rho_\phi + \Lambda), \quad (4)$$

$$\dot{H} + H^2 = -\frac{1}{6M_{\text{Pl}}^2} (\rho_m + \rho_\phi + 3p_\phi + \Lambda), \quad (5)$$

where $M_{\text{Pl}} = 1/\sqrt{8\pi G}$. The perfect fluid treatment is applied for all matter species for simplicity. Here ρ_m is the energy density of the total matter (including both baryon and dark matter), which has negligible pressure, $p_m \sim 0$ on large scales. ρ_ϕ and p_ϕ are the energy density and pressure for the axion field. Λ is the vacuum

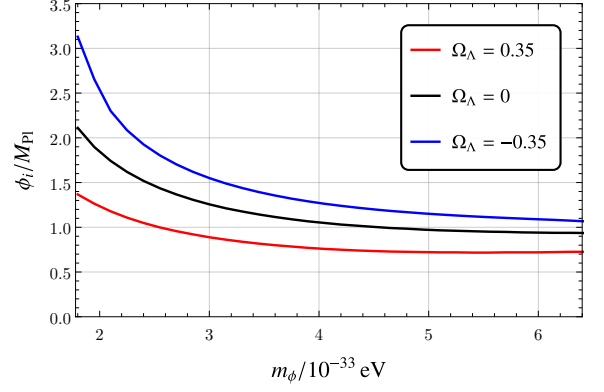


FIG. 2. The relation between the axion initial value ϕ_i and its mass m that gives the correct DE relic abundance, $\Omega_\Lambda + \Omega_\phi = 0.7$, where the fractional energy density of the axion field Ω_Λ is defined as $\rho_\phi/3H_0^2 M_{\text{Pl}}^2$ at $a = 1$. Correspondingly, here we choose $\Omega_m = 0.3$.

energy density, i.e., the cosmological constant, which can be positive, zero, or negative.

The matter density can be expressed as

$$\rho_m = 3H_0^2 M_{\text{Pl}}^2 \frac{\Omega_m}{a^3}, \quad (6)$$

where H_0 is the Hubble parameter today ($z = 0$). Here Ω_m denotes the fractional matter density at the present time.

The density and pressure of the axion are given by

$$\rho_\phi = \frac{1}{2} \dot{\phi}^2 + V(\phi), \quad p_\phi = \frac{1}{2} \dot{\phi}^2 - V(\phi). \quad (7)$$

Since we are considering an axion field with its mass close to the current Hubble constant, its kinetic energy is much smaller than the potential energy. Therefore, the axion density would stay constant like Λ for most of the cosmic history.

However, the total dark energy in the aDE model is given by the axion field and the cosmological constant

$$\rho_{\text{DE}} = \rho_\phi + \Lambda, \quad p_{\text{DE}} = p_\phi - \Lambda, \quad w = \frac{p_{\text{DE}}}{\rho_{\text{DE}}}, \quad (8)$$

where $w = -1$ in the early stage and always $w \gtrsim -1$ at very late times. In the current work, we are particularly interested in the evolution of w as H drops below m_ϕ at the late stage of cosmic evolution.

In practice, it is more convenient to work with scale factor a instead of cosmic time t , so we convert all equations above in the following. First is the axion equation of motion (2), which becomes

$$\phi'' + \left(\frac{4}{a} + \frac{H'}{H} \right) \phi' + \frac{m_\phi^2 f}{a^2 H^2} \sin \left(\frac{\phi}{f} \right) = 0. \quad (9)$$

Here the prime denotes derivative with respect to the scale factor a , and we use the full potential (1) instead of just the mass term.

Combining the two Friedmann equations, one obtains the Hubble friction term, which is

$$\frac{H'}{H} = -\frac{3}{2} \frac{H_0^2}{H^2} \frac{\Omega_m}{a^4} - \frac{a\phi'^2}{2M_{\text{Pl}}^2}. \quad (10)$$

We can then plug this term into Eq. (9) to get

$$\phi'' + \left(\frac{4}{a} - \frac{3}{2} \frac{\omega_m}{a^4} \frac{H_{100}^2}{H^2} - \frac{a\phi'^2}{2M_{\text{Pl}}^2} \right) \phi' + \frac{m_\phi^2 f}{a^2 H^2} \sin\left(\frac{\phi}{f}\right) = 0. \quad (11)$$

The Hubble parameter is a function of ϕ and ϕ' , which can be obtained through substituting Eq. (7) into the first Friedmann equation (4),

$$\frac{H^2}{H_{100}^2} = \left(\frac{\omega_m}{a^3} + \omega_\Lambda + \frac{1}{6M_{\text{Pl}}^2} \frac{m_\phi^2}{H_{100}^2} \phi^2 \right) \left(1 - \frac{a^2 \phi'^2}{6M_{\text{Pl}}^2} \right)^{-1}. \quad (12)$$

Note that we have defined the dimensionless physical density $\omega_i \equiv \Omega_i h^2$, where $H_0 = H_{100}h$ and $H_{100} = 100 \text{ km/s/Mpc}$ to avoid a circular dependence of H_0 when solving Eq. (11) and (12) together. In addition, we define the fractional density of the cosmological constant as $\Omega_\Lambda = \Lambda/3H_0^2 M_{\text{Pl}}^2$, and similarly for $\Omega_\phi = \rho_\phi(z=0)/3H_0^2 M_{\text{Pl}}^2$ so that $\Omega_m + \Omega_\Lambda + \Omega_\phi = 1$.

Eq. (11) and (12) form a complete set of equations to solve for the axion field ϕ , *including its backreaction on the Hubble flow*. As the axion in our model may account for a large fraction of the matter budget at late times, the influence of the axion dynamics on the background evolution becomes particularly important and should not be neglected. For simplicity we also assume the decay constant $f = M_{\text{Pl}}$ for the following analysis.

ANALYSIS

How to determine the parameters of the aDE model? In general, one shall have four parameters, including m_ϕ and ϕ_i for the axion, ω_Λ for the cosmological constant (either positive or negative) and ω_m for the matter component. If the total dark energy relic abundance is fixed to be consistent with observation, ϕ_i and m_ϕ should be related, whose relation is illustrated in Fig. 2.

We constrain the aDE model with the maximum log-likelihood method

$$\log \mathcal{L} \propto \log \mathcal{L}_w + \log \mathcal{L}_H + \log \mathcal{L}_m. \quad (13)$$

Each likelihood component is a Gaussian distribution of the form

$$\log \mathcal{L}_H \propto (H_0(\theta) - H_{0,\text{DES}})^2 / \Delta H_{0,\text{DES}}^2, \quad (14)$$

$$\log \mathcal{L}_m \propto (\Omega_m(\theta) - \Omega_{m,\text{DES}})^2 / \Delta \Omega_{m,\text{DES}}^2. \quad (15)$$

The log-likelihood for the EoS is a sum of

$$\log \mathcal{L}_w \propto \sum_i (w_i(\theta) - w_{i,\text{DES}})^2 / \Delta w_{i,\text{DES}}^2, \quad (16)$$

where i runs over 10 redshift bins linearly distribution from $1.2 \geq z_i \geq 0$. Here $w_i = w(z_i)$ is the predicted EoS from the aDE model as given in Eq. (8) and θ represents a collection of the varying input parameters

$$\theta = \{\log_{10}(m_\phi), \log_{10}(\phi_i), \omega_\Lambda, \omega_m\}, \quad (17)$$

where m_ϕ takes value in the unit of eV and ϕ_i is in the unit of GeV.

The DES constraint of H_0, Ω_m and w is taken from Table V in Ref. [4]. Specifically, we choose the parameters from the $w_0 w_a$ CDM model constrained with a combination of BAO+SN+BBN+ θ_* + t_U data, which yields

$$\begin{aligned} H_{0,\text{DES}} &= 67.8_{-1.2}^{+1.1} \text{ km/s/Mpc}, \\ \Omega_{m,\text{DES}} &= 0.296_{-0.025}^{+0.020}, \\ w_{0,\text{DES}} &= -0.74_{-0.10}^{+0.09}, \\ w_{a,\text{DES}} &= -0.78_{-0.54}^{+0.75}. \end{aligned} \quad (18)$$

Although DES only observes large-scale structures in the range $1.2 \geq z \geq 0.6$, the above quantities are constrained as a result of not only baryon acoustic oscillations (BAO) data but also other data sets observing the local universe, such as the supernovae Type IA (SN) and the age of the universe (t_U). This justifies our choice of 10 redshift bins for w with the last one down to $z = 0$. The w_i in each bin and its uncertainty are determined by the Chevallier-Polarski-Linder (CPL) parametrization [23, 24]

$$\begin{aligned} w_{i,\text{DES}} &= w_{0,\text{DES}} + w_{a,\text{DES}}(1 - a_i), \\ \Delta w_{i,\text{DES}} &= \sqrt{(\Delta w_{0,\text{DES}})^2 + (\Delta w_{a,\text{DES}})^2 (1 - a_i)^2}. \end{aligned} \quad (19)$$

The input parameters have uniform priors over the following ranges

$$\begin{aligned} \log_{10}(m_\phi/\text{eV}) &\in [-33, -32], \quad \omega_m \in [0, 1], \\ \log_{10}(\phi_i/\text{GeV}) &\in [16, \log_{10}(\pi M_{\text{Pl}}/\text{GeV})]. \end{aligned} \quad (20)$$

Since the aDE model may yield multimodal posteriors, we consider two separate cases, one with the anti-de Sitter (AdS) vacuum, $\Lambda < 0$, and one with the de Sitter (dS) vacuum, $\Lambda > 0$. The prior of ω_Λ is, therefore, chosen as

$$\omega_\Lambda \in [0, 1] \quad \text{for an dS vacuum}, \quad (21)$$

$$\omega_\Lambda \in [-1, 0] \quad \text{for an AdS vacuum}. \quad (22)$$

The prior of the axion mass as in (20) is motivated to keep the axion DE-like and dynamically relevant before $z = 0$. The axion would be indistinguishable from Λ or dark matter when $m_\phi < 10^{-33} \text{ eV}$ or $m_\phi > 10^{-32} \text{ eV}$, respectively, at the present time. For the $V(\phi)$ potential

(1), the upper bound of $\phi_i < \pi M_{\text{Pl}} \sim 1.5 \times 10^{19}$ GeV is theoretically reasonable given $f = M_{\text{Pl}}$.

We vary the input parameters of the aDE model in (17) via Markov chain Monte Carlo (MCMC) analysis with **Cobaya** [25]. A Gelman-Rubin statistic $R - 1 < 0.002$ is adopted as the stopping criterion for all MCMC chains. After the run converges, the first 50% steps are discarded as burn-in. Fig. 4 illustrates the posterior distributions of cosmological parameters in the dS and AdS cases. Let us highlight several interesting features observed in each model from these results in the following.

If the true vacuum is dS with $\Lambda > 0$, the posteriors of m_ϕ and ϕ_i are completely unconstrained while the one of Ω_Λ clusters around a narrow range of ~ 0.7 . Similarly, we notice that $\Omega_m \sim 0.3$ and $\Omega_\phi \sim 0$ with the latter very tightly constrained. Here, the axion abundance is almost vanishing, so it is understandable that the axion mass and its initial field value become almost irrelevant. The aDE model simply reduces to Λ CDM in this scenario. As $w = -1$ in Λ CDM, we have $w_1 \sim 0$ in the fitting formula of Eq. (3), and a_1 is also unconstrained.

If the true vacuum is AdS with $\Lambda < 0$, there is a clear preference of $m_\phi \sim 2.4 \times 10^{-33}$ eV and $\phi_i \sim 4.8 \times 10^{18}$ GeV (as the mean values). Also, the posterior of Ω_ϕ is degenerate with the one of Ω_Λ because the axion density must compensate for a positive cosmological constant to keep the Hubble flow consistent with observational data ($\Omega_\phi + \Omega_\Lambda \sim 0.7$). Unlike the dS case, the axion is now the main driving force for the background evolution. Therefore, we may have some freedom to alter the variation of w (near the present time) from a density drop as the axion enters its first oscillation period. This feature can be seen from a significantly wider and definitive posterior of w_1 and a_1 , respectively, in the AdS case.

One example of EoS in the aDE model with a AdS vacuum is shown in Fig. 3. Here w_{aDE} computed from the aDE model (black) is relatively compatible within 1σ of the one preferred by DES [4] (red). We also see that the (orange) curve associated with the parametrization in Eq. (3) provides an excellent fit for w_{aDE} . This simplified formula with two free parameters serves as a good phenomenological model of w_{aDE} for future data comparison. We should also pay attention to the incompatibility of the predicted w with the one preferred by the recent Dark Energy Spectroscopic Instrument (DESI) data [26] (blue). As the aDE model forbids w to be smaller than -1 , this tension would always exist. However, we believe that, in measurements, differences can be more reliable than absolute magnitudes. Our goal is to provide a theoretically motivated model that can also produce the slope of the EoS consistent with these data rather than its exact value. The $w \geq -1$ region will be a crucial test for the aDE model when more data become available.

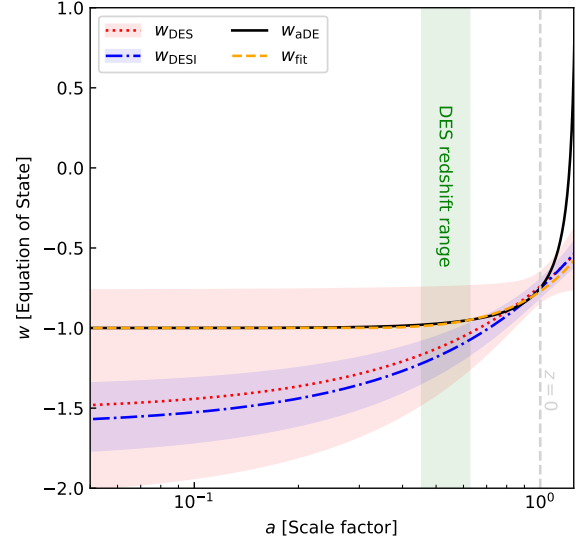


FIG. 3. Equation of state w versus the scale factor a . The red dotted curve and the red band denote the mean and 1σ variance of the EoS preferred by DES [4]. The recent EoS constraints from DESI [26] is also shown as the blue (dashed-dotted) curve and the blue band for reference. The green band marks the redshift range probed by DES. The black curve is w of the aDE model that has the highest posterior when fitting with the DES data. The best-fit parameters here are $m_\phi \simeq 2.85 \times 10^{-33}$ eV, $\phi_i \simeq 5.86 \times 10^{18}$ GeV, $\Omega_\Lambda \simeq -2.16$, while other derived parameters: $\Omega_\phi \simeq 2.86$, $\Omega_m \simeq 0.3$, $H_0 \simeq 67.9$ km/s/Mpc. The orange (dashed) curve is a phenomenological fit from Eq. (3), which overlaps with the black curve up to $a = 1$. The fitting parameters here are found to be $a_1 \simeq 0.292$, $w_1 \simeq 0.458$.

DISCUSSION

That the vacuum energy density of the universe might drop over time is natural in the stringy axiverse. Thanks to the misalignment mechanism, the repeated drops of the vacuum energy density is expected in any model with multiple light axions, as every axion will lead to a drop in the vacuum energy density, as described by Eq. (2). The question is what issues can be resolved with the introduction of a specific axion.

If the EoS indeed goes below $w < -1$ as allowed by the DES and DESI data, this poses two related challenges: (1) an exotic theoretical proposal is needed to realize this; (2) $w = -1$ is observed by CMB measurements at $a \sim 10^{-4}$, so $w < -1$ at $a \sim 0.1$ requires w to drop before rising again. A new mechanism is needed to explain this behavior. By comparison, the aDE model is simple and well motivated within the quantum field theory framework.

Interestingly, our aDE model seems to favor $\Lambda < 0$ in the light of the most recent DES data. If that is the

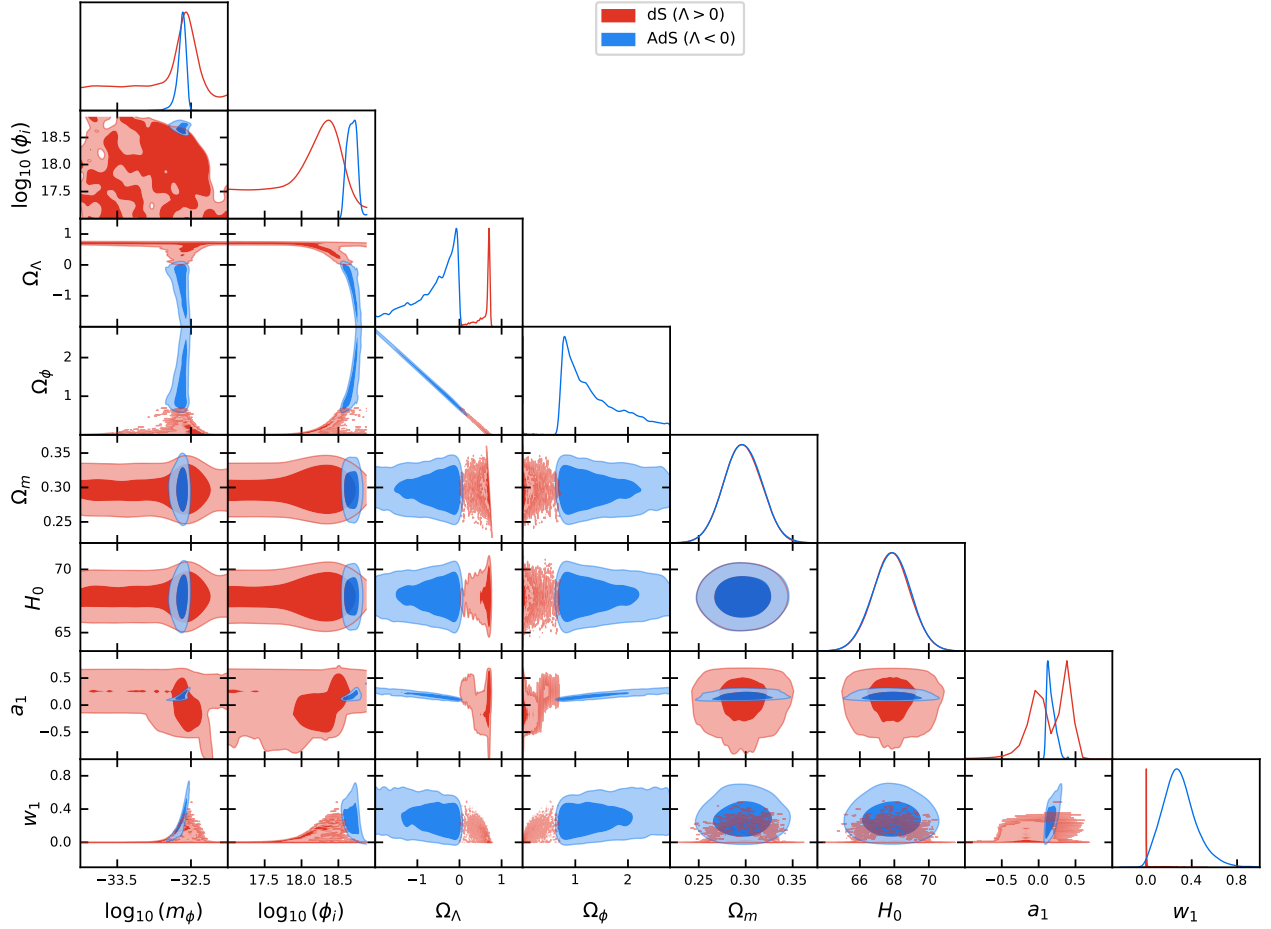


FIG. 4. Posterior distributions of parameters in the aDE model. The red contours indicate the dS model with $\Lambda > 0$, while the blue ones are for the AdS model with $\Lambda < 0$. The units of m_ϕ , ϕ_i and H_0 are implicitly assumed as eV, GeV and km/s/Mpc.

case, the universe will eventually end in an AdS space. Many string theorists believe that the ground state of our universe is supersymmetric, which must have a negative vacuum energy density. With the introduction of an ultralight axion, which is quite acceptable in string theory, we now have a simple way to realize this belief. However, as pointed out by Coleman & de Lucia [27], the universe with a negative Λ will end in a big crunch. To this day, we do not know how this big crunch can be avoided if the universe is indeed supersymmetric.

Lastly, we should also mention the existing Hubble tension. Obviously, the aDE model considered here cannot fit both w preferred by DES and H_0 preferred by SH0ES [28] at the same time. However, the recently proposed axi-Higgs model [21], with an ultralight axion of mass $m_\phi \simeq 10^{-29}$ eV, can lift the electron mass during recombination time, hence ameliorates the Hubble tension. We look forward to a future analysis where both H_0 and w tension will be simultaneously resolved.

* hoang.luu@dipc.org

† ethanqiu@sjtu.edu.cn

‡ sht5@cornell.edu

- [1] **Supernova Search Team** Collaboration, A. G. Riess *et al.*, “Observational evidence from supernovae for an accelerating universe and a cosmological constant,” *Astron. J.* **116** (1998) 1009–1038, [[arXiv:astro-ph/9805201](https://arxiv.org/abs/astro-ph/9805201)].
- [2] **Supernova Cosmology Project** Collaboration, S. Perlmutter *et al.*, “Measurements of Ω and Λ from 42 High Redshift Supernovae,” *Astrophys. J.* **517** (1999) 565–586, [[arXiv:astro-ph/9812133](https://arxiv.org/abs/astro-ph/9812133)].
- [3] **Planck** Collaboration, N. Aghanim *et al.*, “Planck 2018 results. VI. Cosmological parameters,” *Astron. Astrophys.* **641** (2020) A6, [[arXiv:1807.06209](https://arxiv.org/abs/1807.06209)] [[astro-ph.CO](https://arxiv.org/abs/astro-ph.CO)]. [Erratum: *Astron. Astrophys.* 652, C4 (2021)].
- [4] **DES** Collaboration, T. M. C. Abbott *et al.*, “Dark Energy Survey: implications for cosmological expansion models from the final DES Baryon Acoustic Oscillation

- and Supernova data,” [[arXiv:2503.06712](#) [astro-ph.CO]].
- [5] P. Svrcek and E. Witten, “Axions In String Theory,” *JHEP* **06** (2006) 051, [[arXiv:hep-th/0605206](#)].
 - [6] L. Hui, J. P. Ostriker, S. Tremaine, and E. Witten, “Ultralight scalars as cosmological dark matter,” *Phys. Rev. D* **95** no. 4, (2017) 043541, [[arXiv:1610.08297](#) [astro-ph.CO]].
 - [7] Y. Nomura, T. Watari, and T. Yanagida, “Quintessence axion potential induced by electroweak instanton effects,” *Phys. Lett. B* **484** (2000) 103–111, [[arXiv:hep-ph/0004182](#)].
 - [8] J. E. Kim and H. P. Nilles, “A Quintessential axion,” *Phys. Lett. B* **553** (2003) 1–6, [[arXiv:hep-ph/0210402](#)].
 - [9] C. T. Hill and A. K. Leibovich, “Natural Theories of Ultralow Mass PGB’s: Axions and Quintessence,” *Phys. Rev. D* **66** (2002) 075010, [[arXiv:hep-ph/0205237](#)].
 - [10] R. Rosenfeld and J. A. Frieman, “A Simple model for quintessential inflation,” *JCAP* **09** (2005) 003, [[arXiv:astro-ph/0504191](#)].
 - [11] P. Q. Hung, “A Model of dark energy and dark matter,” *Nucl. Phys. B* **747** (2006) 55–87, [[arXiv:hep-ph/0512282](#)].
 - [12] S. Panda, Y. Sumitomo, and S. P. Trivedi, “Axions as Quintessence in String Theory,” *Phys. Rev. D* **83** (2011) 083506, [[arXiv:1011.5877](#) [hep-th]].
 - [13] M. Kamionkowski, J. Pradler, and D. G. E. Walker, “Dark energy from the string axiverse,” *Phys. Rev. Lett.* **113** no. 25, (2014) 251302, [[arXiv:1409.0549](#) [hep-ph]].
 - [14] M. Cicoli, S. De Alwis, A. Maharana, F. Muia, and F. Quevedo, “De Sitter vs Quintessence in String Theory,” *Fortsch. Phys.* **67** no. 1-2, (2019) 1800079, [[arXiv:1808.08967](#) [hep-th]].
 - [15] G. Choi, W. Lin, L. Visinelli, and T. T. Yanagida, “Cosmic birefringence and electroweak axion dark energy,” *Phys. Rev. D* **104** no. 10, (2021) L101302, [[arXiv:2106.12602](#) [hep-ph]].
 - [16] Y.-C. Qiu, J.-W. Wang, and T. T. Yanagida, “High-Quality Axions in a Class of Chiral $U(1)$ Gauge Theories,” *Phys. Rev. Lett.* **131** no. 7, (2023) 071802, [[arXiv:2301.02345](#) [hep-ph]].
 - [17] S. Girmohanta, Y.-C. Qiu, J.-W. Wang, and T. T. Yanagida, “Model of the quintessence axion,” *Phys. Rev. D* **108** no. 1, (2023) 015028, [[arXiv:2303.02852](#) [hep-ph]].
 - [18] W. Hu, R. Barkana, and A. Gruzinov, “Cold and fuzzy dark matter,” *Phys. Rev. Lett.* **85** (2000) 1158–1161, [[arXiv:astro-ph/0003365](#)].
 - [19] H.-Y. Schive, T. Chiueh, and T. Broadhurst, “Cosmic Structure as the Quantum Interference of a Coherent Dark Wave,” *Nature Phys.* **10** (2014) 496–499, [[arXiv:1406.6586](#) [astro-ph.GA]].
 - [20] H. N. Luu, S. H. H. Tye, and T. Broadhurst, “Multiple Ultralight Axionic Wave Dark Matter and Astronomical Structures,” *Phys. Dark Univ.* **30** (2020) 100636, [[arXiv:1811.03771](#) [astro-ph.GA]].
 - [21] L. W. H. Fung, L. Li, T. Liu, H. N. Luu, Y.-C. Qiu, and S. H. H. Tye, “Axi-Higgs cosmology,” *JCAP* **08** (2021) 057, [[arXiv:2102.11257](#) [hep-ph]].
 - [22] Y. Minami and E. Komatsu, “New Extraction of the Cosmic Birefringence from the Planck 2018 Polarization Data,” *Phys. Rev. Lett.* **125** no. 22, (2020) 221301, [[arXiv:2011.11254](#) [astro-ph.CO]].
 - [23] M. Chevallier and D. Polarski, “Accelerating universes with scaling dark matter,” *Int. J. Mod. Phys. D* **10** (2001) 213–224, [[arXiv:gr-qc/0009008](#)].
 - [24] E. V. Linder, “Exploring the expansion history of the universe,” *Phys. Rev. Lett.* **90** (2003) 091301, [[arXiv:astro-ph/0208512](#)].
 - [25] J. Torrado and A. Lewis, “Cobaya: Code for Bayesian Analysis of hierarchical physical models,” *JCAP* **05** (2021) 057, [[arXiv:2005.05290](#) [astro-ph.IM]].
 - [26] DESI Collaboration, M. Abdul Karim et al., “DESI DR2 Results II: Measurements of Baryon Acoustic Oscillations and Cosmological Constraints,” [[arXiv:2503.14738](#) [astro-ph.CO]].
 - [27] S. R. Coleman and F. De Luccia, “Gravitational Effects on and of Vacuum Decay,” *Phys. Rev. D* **21** (1980) 3305.
 - [28] A. G. Riess et al., “A Comprehensive Measurement of the Local Value of the Hubble Constant with 1 km/s/Mpc Uncertainty from the Hubble Space Telescope and the SH0ES Team,” *Astrophys. J. Lett.* **934** no. 1, (2022) L7, [[arXiv:2112.04510](#) [astro-ph.CO]].