

Machine Learning-Driven Materials Discovery: Unlocking Next- Generation Functional Materials – A minireview

Dilshod Nematov^{a,*} and Mirabbos Hojamberdiev^{b,*}

*^aS.U. Umarov Physical-Technical Institute of National Academy of Sciences of Tajikistan,
299/1 Ayni Street, 734042 Dushanbe, Tajikistan*

*^bMads Clausen Institute, University of Southern Denmark, Alison 2, 6400 Sønderborg,
Denmark*

*Corresponding authors: dilnem@mail.ru (D. Nematov) and mirabbos@mci.sdu.dk (M. Hojamberdiev)

ABSTRACT:

The rapid advancement of machine learning and artificial intelligence (AI)-driven techniques is revolutionizing materials discovery, property prediction, and material design by minimizing human intervention and accelerating scientific progress. This review provides a comprehensive overview of smart, machine learning (ML)-driven approaches, emphasizing their role in predicting material properties, discovering novel compounds, and optimizing material structures. Key methodologies ranging from deep learning, graph neural networks, and Bayesian optimization to automated generative models, such as generative adversarial networks (GANs) and variational autoencoders (VAEs) enable the autonomous design of materials with tailored functionalities. By leveraging AutoML frameworks (e.g., AutoGluon, TPOT, and H2O.ai), researchers can automate the model selection, hyperparameter tuning, and feature engineering, significantly improving the efficiency of materials informatics. Furthermore, the integration of AI-driven robotic laboratories and high-throughput computing has established a fully automated pipeline for rapid synthesis and experimental validation, drastically reducing the time and cost of material discovery. This review highlights real-world applications of automated ML-driven approaches in predicting mechanical, thermal, electrical, and optical properties of materials, demonstrating successful cases in superconductors, catalysts, photovoltaics, and energy storage systems. We also address key challenges, such as data quality, interpretability, and the integration of AutoML with quantum computing, which are essential for future advancements. Ultimately, the synergy between AI, automated experimentation, and computational modeling transforms the way the materials are discovered, optimized, and designed, paving the way for next-generation innovations in energy, electronics, and nanotechnology.

KEYWORDS: Artificial intelligence; Materials discovery; AutoML; Deep Learning; Self-Learning Algorithms; Property Prediction; Materials Optimization; Quantum Computing

1. Introduction

Machine learning (ML) has become a transformative tool in modern materials science, offering new opportunities to predict material properties, design novel compounds, and optimize performance. Traditional empirical experiments and classical theoretical modeling are time-consuming and costly [1–3]. With the rapid growth of data from experiments, simulations, and databases (Materials Project, OQMD, AFLOW, NOMAD), conventional methods struggle to meet current research demands. ML overcomes these challenges by analyzing large datasets and revealing complex relationships between chemical composition, microstructural features, and material properties [4,5]. A major limitation of traditional methods is scalability. While density functional theory (DFT) and molecular dynamics (MD) simulations deliver high accuracy, they are computationally intensive and slow, especially for complex multicomponent systems [6,7]. Moreover, the vast chemical space makes experimental testing of every candidate impractical, hindering innovation [8,9]. ML addresses these issues by training models on extensive datasets to automate the property prediction and reduce experimental efforts [10]. It also integrates diverse data sources, as modern databases provide a robust foundation for neural network training [11]. Deep learning techniques, such as convolutional neural networks (CNNs) and graph neural networks (GNNs), have achieved highly accurate predictions even for complex crystalline structures [12,13], thereby shifting material design from lengthy experimental cycles to targeted creation with predefined properties [14].

Modern ML methods utilize extensive training datasets from large-scale materials databases to develop accurate predictive models. However, choosing an optimal model remains challenging, underfitting fails to capture complex relationships while overfitting yields overly specialized models [15,16]. A key advantage of ML is its ability to integrate diverse data sources, enhancing our overall understanding of material properties. By combining high-throughput simulations, experimental measurements, and database information, researchers develop robust models that predict material characteristics under varied conditions [17,18]. For example, deep learning has been effectively used to predict thermoelectric properties, which is crucial for next-generation

energy generators [19]. ML also offers cost efficiency. Traditional methods like DFT demand significant computational resources, limiting large-scale screening. ML models, trained on existing data, provide rapid preliminary assessments so that only promising candidates undergo more detailed analysis [20,21]. Furthermore, ML spurs hypothesis generation and innovation. Modern algorithms, such as generative adversarial networks (GANs) and variational autoencoders (VAEs), can generate novel chemical compositions meeting specific criteria, leading to the discovery of previously unexplored material classes [22,23]. These methods are critical for developing functional materials for emerging technologies, including quantum computing, energy-efficient batteries, and advanced photocatalysts [24].

Recent studies show that integrating ML with traditional computational and experimental methods produces hybrid models with enhanced prediction accuracy. Such models are already applied in designing semiconductors, batteries, solar cells, and catalysts [24–26]. For example, deep learning combined with DFT data has improved solar cell efficiency, advancing renewable energy technologies [27,28]. Modern computational resources like GPUs and TPUs accelerate neural network training, enabling the development of complex models and paving the way for “smart” laboratories where ML-driven systems conduct real-time material synthesis and optimization [29,30]. Moreover, ML promotes interdisciplinary collaboration among materials scientists, computational mathematicians, and informatics experts, leading to novel hybrid models with superior predictive performance [31,32].

Integrating ML in materials science opens new avenues for designing and discovering functional materials. Its benefits from the reduced time and cost, high prediction accuracy, universal model applicability, and effective integration of diverse data surpass those of traditional methods. Advancements in computational capabilities, improved algorithms, and expanding materials databases indicate that ML will become an indispensable part of materials research, ultimately leading to efficient, sustainable materials for energy, electronics, medicine, and beyond [33–37]. This review aims to systematize modern ML approaches in materials science, examine existing

challenges, and highlight the advantages of ML in predicting, designing, and discovering novel functional materials. The interdisciplinary nature of this field and rapid technological progress promise groundbreaking advancements, making it highly relevant to both the scientific community and industry [34–39].

2. Key ML algorithms for materials science

The re-emergence of ML is driven by increased data availability, computational advances, and enhanced computing power [37–40]. Initially rooted in statistical learning, ML now permeates physics, chemistry, and materials science. It uses historical data (inputs) to generate predictions (outputs) via various algorithms. Performance depends on dataset size and computational efficiency [40]. Unlike traditional experimental or simulation-based approaches, ML focuses on data processing and statistical analysis while integrating ideas from computer science, statistics, and optimization. Standard ML tasks include classification, regression, ranking, clustering, and dimensionality reduction [40]. Machine learning has become a powerful tool in materials science, enabling the prediction, optimization, and discovery of new materials. In modern materials research, ML algorithms are applied across a wide range of fields, from developing new materials for solar cells and batteries to modeling microstructural characteristics of polymers and alloys. The primary algorithms used in this field can be categorized based on their characteristics, advantages, and application areas. Table 1 summarizes the main machine learning algorithms, their applicability, and key features. However, it is important to emphasize that many algorithms, such as random forests, can be used for both classification and regression tasks.

Table 1. Application areas and characteristics of key machine learning algorithms.

Method	Category	Applicable scenarios and functions
Support Vector Regression (SVR)	Regression	SVR is a nonlinear algorithm that works well with small datasets and is resistant to overfitting.
Artificial Neural Network (ANN)	Regression	Requires large datasets, has self-learning capabilities, and is robust to failures, but interpretability is weak.
Linear Regression	Regression	Requires strict assumptions and linearly correlated data; offers fast modeling and good interpretability.
Logistic Regression	Regression	Widely used for classification tasks but cannot handle multiple feature-variable relationships effectively.
Kernel Ridge Regression (KRR)	Regression	Handles nonlinear data but has slower prediction speed compared to SVR with large datasets.
Support Vector Classification (SVC)	Classification	SVC, also known as a maximum-margin classifier, is particularly effective for binary classification tasks.
K-Nearest Neighbors (KNN)	Classification	Suitable for multiclass classification but computationally expensive with high sample balance requirements.
Decision Tree (DT)	Classification	Handles missing attributes well and offers good interpretability but lacks online learning support and is prone to overfitting.
Random Forest (RF)	Classification	Inherits DT advantages while preventing overfitting, even with small noise levels.
K-Means Clustering	Clustering	A classical clustering algorithm known for its simplicity and speed but sensitive to initial conditions.
Hierarchical Cluster Analysis (HCA)	Clustering	Constructs cluster hierarchies in a single process but is computationally intensive.
Hidden Markov Model (HMM)	Clustering	A key stochastic model for signal processing with broad applications in pattern recognition.

Regression methods (linear regression, SVR, Gaussian Processes, gradient boosting) are extensively used in materials science to predict continuous mechanical, thermal, electronic, and optical properties [41–44]. Linear regression, despite its simplicity, effectively predicts Young’s modulus [41], while SVR handles nonlinear dependencies by using kernel functions [42]. Gaussian Processes incorporate uncertainty estimates [43], and gradient boosting combines weak learners to improve accuracy [44]. Classification methods are crucial when categorizing materials by properties, structure, or composition. SVM efficiently separates data into classes [5,45], Random Forest leverages ensembles of decision trees while assessing feature importance [46], and neural networks are versatile for tasks like classifying crystalline structures [47]. Ensemble methods boost prediction accuracy by combining multiple models. Gradient boosting excels in tasks such as predicting molecular energy levels [48]; its popular implementations include XGBoost for thermoelectric

properties [49] and CatBoost for categorical data [50]. Deep learning is rapidly evolving. CNNs are widely applied for microstructure image analysis [2,51], RNNs handle time-series data like material degradation [52], and GANs can generate novel crystalline structures, expanding the search space for new compounds [53]. Clustering methods uncover hidden patterns in large datasets. K-means groups materials with similar mechanical properties [54], while hierarchical clustering visualizes data in dendrograms [55]. Algorithms like DBSCAN and OPTICS identify clusters of arbitrary shapes, aiding studies of amorphous materials. Dimensionality reduction simplifies high-dimensional data. PCA extracts principal components for efficient analysis [56], while t-SNE and UMAP handle nonlinear relationships and reveal clusters in lower-dimensional space [57]. Overall, machine learning provides powerful tools for predicting material properties, discovering patterns, and optimizing processes pushing the boundaries of functional materials research.

The standard ML training process involves splitting data into training, validation, and test sets, followed by feature extraction and hyperparameter tuning. Figure 1 shows the key steps in training ML models, including data splitting, feature extraction, and hyperparameter tuning, which is critical for optimizing prediction quality.

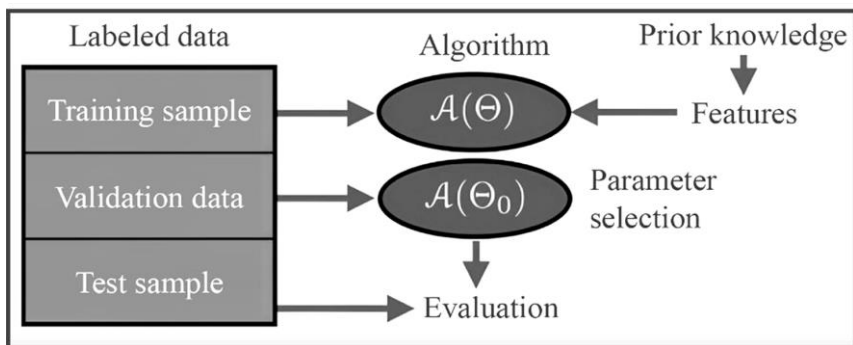


Figure 1. Schematic representation of the standard ML training process.

Machine learning in materials science covers a broad spectrum of tasks for analyzing and interpreting different types of data, each with its own preprocessing and analysis methods [58–75]. Structural data capture information about crystalline structures (atomic coordinates, bond types, lattice parameters, symmetry) and are used to predict properties like mechanical, thermal, and

electronic behavior. Specialized descriptors-such as coordination number and bond energy are crucial. For example, Ward, L. et al. [58] developed descriptors that accurately predicted the mechanical properties of alloys. Graph Neural Networks (GNNs), which represent atoms as nodes and bonds as edges, have been successfully applied to predict defect formation energy and elastic modulus [5,59]. Additionally, 3D convolutional neural networks (3D-CNNs) classify crystalline structures based on symmetry and lattice parameters [60], while regression methods have been employed to predict thermoelectric properties [61] and stability [62]. Spectral data from techniques like X-ray diffraction (XRD), infrared (IR), and Raman spectroscopy are high-dimensional and noisy, requiring preprocessing methods, such as normalization, smoothing, and noise removal. Oviedo, F.et al. [63] improved the XRD spectral preprocessing to enhance crystalline phase classification. Convolutional neural networks (CNNs) automatically extract key features from spectra. For example, Lee, J.et al. [64] used CNNs for Raman spectrum classification. Autoencoders have also been employed to reduce dimensionality in IR spectra [65], and similar spectral applications include crystalline phase identification via XRD [66] and Raman-based composition prediction [67]. Experimental data such as results from mechanical testing, thermal analysis, and electrochemical measurements often appear as time series or tables and are characterized by noise and time-dependent behaviors. Recurrent neural networks (RNNs) and LSTM networks analyze such data. For instance, McInnes, L. et al. [68] applied LSTM networks to predict material lifetime from degradation data. Regression methods have been used to predict the mechanical properties of composites [69], and ensemble methods like gradient boosting predict thermal properties [70]. Additional applications include predicting battery lifespan using regression approaches [71] and analyzing material corrosion with LSTM networks [72]. Representation learning using autoencoders has proven valuable for extracting key features from experimental data. Figure 2 shows the process of training an autoencoder that helps to reveal hidden features in experimental data, improving the understanding of catalyst structures.

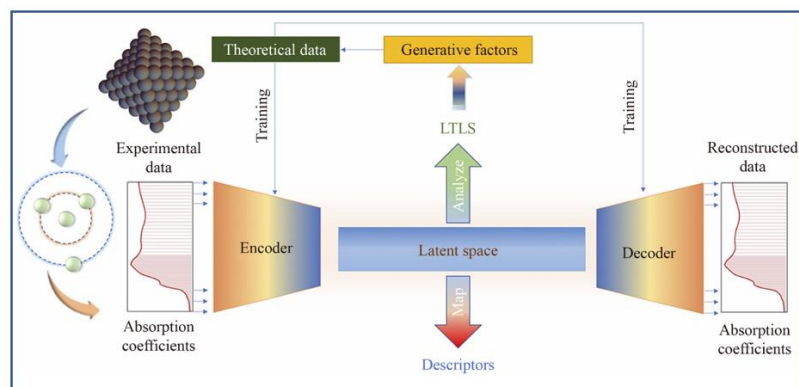


Figure 2. Schematic representation of representation learning using an autoencoder for catalyst structural characterization [73].

Modern research often integrates structural, spectral, and experimental data using multimodal learning to enhance prediction accuracy [74–77]. AutoML further streamlines model development by automating algorithm selection, hyperparameter tuning, and data preparation [77–79]. In materials science, AutoML is used to predict various material properties, including mechanical, thermal, electrical, and optical characteristics. For example, in these studies [3,78], an AutoML system was successfully implemented to predict the Gibbs energy of various inorganic compounds, significantly reducing the time required for data preparation and model building. The core concept of AutoML involves using algorithms that automatically explore different model configurations, train them, and select the most effective solutions based on predefined quality metrics [79].

One of the key advantages of AutoML is its ability to handle large datasets, which are common in modern materials research. Databases, such as the Materials Project, Open Quantum Materials Database (OQMD), and Automatic Flow for Materials Discovery (AFLOW) contain millions of records on crystalline structures, their properties, and energy characteristics [5,6,80-82]. AutoML enables the use of these large datasets to rapidly develop models capable of accurately predicting the properties of new materials. For instance, in Zhang, L. et al. [8], an AutoML system was employed to determine the electrical conductivity of organic polymers, where the resulting models achieved accuracy comparable to DFT methods but with a significantly shorter computational time.

AutoML is also actively used in designing new materials with desired properties. For example, in Zhang, L. et al. [83], AutoML algorithms were utilized to develop new catalysts for efficient water splitting into hydrogen and oxygen via photocatalysis. By leveraging data on the structure and composition of known catalysts, AutoML algorithms were able to propose new materials with enhanced characteristics. Automating model development is particularly crucial when dealing with multicomponent systems, where the number of possible element and structure combinations can reach millions. In studies [9,84], AutoML was applied to optimize the structure of perovskites for solar cells, improving solar energy conversion efficiency by 15% compared to materials selected using traditional methods.

Specialized software platforms such as Auto-sklearn, TPOT (Tree-based Pipeline Optimization Tool), and H₂O AutoML are commonly used for AutoML applications. Studies [11,85,86] provide detailed descriptions of these tools in the context of materials science. For instance, TPOT has been applied for automatic descriptor selection in predicting the hardness of metallic alloys, while Auto-sklearn demonstrated high efficiency in analyzing the thermoelectric properties of semiconductor materials.

One of the promising applications of AutoML is the study of multicomponent alloys, such as high-entropy materials, where the number of possible element combinations is extremely large. In Sutton, A. et al. [87], an AutoML model was developed to predict the phase stability of alloys containing up to five different elements. The automated approach reduced the analysis time by a factor of ten compared to traditional methods. However, despite its advantages, AutoML faces several challenges and limitations. First, model quality heavily depends on the quality and completeness of the input data. Studies [13,14,88,89] indicate that AutoML algorithms do not always handle uncorrelated or insignificant features correctly, which can result in models with low predictive power. Second, many available AutoML platforms require significant computational resources, particularly when dealing with large datasets, which limits their use in environments with restricted computational capabilities [90]. AutoML represents a promising direction in materials

science, significantly accelerating the development and optimization of new materials. Automating model selection, hyperparameter tuning, and data preparation makes this tool accessible to a broad range of researchers, enabling the efficient development of highly predictive models with minimal effort. As artificial intelligence technologies continue to advance, AutoML is expected to be increasingly adopted in materials science, facilitating the discovery of new, more efficient, and sustainable materials for energy, electronics, medicine, and other industries [2,91-98].

ML combined with quantum mechanical and molecular mechanic methods (DFT and MD) enables atomic-level modeling of material properties but requires substantial computational resources [96-98]. ML reduces this complexity while maintaining high prediction accuracy. Integrating data representation techniques with generative models offers several benefits: improved noise handling, latent representations that align with design tasks, and automated processes that minimize human error. This unified approach using both discriminative and generative models addresses tasks ranging from property prediction within DFT to inverse design [96-98]. For instance, encoding crystalline structures into latent spaces facilitates the search for materials with desired bandgaps, and generative models such as VAEs and GANs are used to create materials with targeted properties. In Bang, K. et al. [98], VAE generated stable perovskite structures based on DFT data. While analytical methods may suffice for systems with few degrees of freedom, ML becomes essential as dimensionality increases, with discriminative models handling moderate dimensions and generative models reducing complexity to uncover new solutions that meet predefined criteria. For example, GNNs-like Crystal Graph Convolutional Neural Networks predict formation energies by representing crystalline structures as graphs [5,90]. ML also optimizes DFT exchange-correlation functionals [99,100] and supports inverse design through generative models [101,102]. In MD, methods such as DeePMD use neural networks to predict interatomic potentials with DFT accuracy, and active learning facilitates the discovery of new alloys [103,104]. As shown in Table 2, various ML methods are applied for both DFT and MD integration. This combined table

illustrates those methods, such as GNN and KRR enhance DFT calculations, while DeePMD and active learning accelerate MD simulations.

Table 2. Examples of ML integration with DFT and MD.

ML method	Application	Ref.
Graph Neural Networks (GNN)	Prediction of formation energy (DFT)	[96]
Kernel Ridge Regression (KRR)	Optimization of exchange-correlation functionals (DFT)	[99,100]
Generative Models (GAN, VAE)	Inverse design of materials (DFT and MD)	[101,102]
DeePMD	Prediction of interaction potentials (MD)	[103]
Active Learning	Discovery of new alloys (MD)	[104]

This table shows how different ML methods are utilized to improve both DFT and MD processes. GNNs and KRR methods are used to enhance the accuracy of DFT calculations by predicting formation energies and optimizing functionals. Meanwhile, methods like DeePMD and active learning are applied in MD to accelerate simulations and aid in discovering new alloys. Despite these advances, challenges remain regarding data quality, model interpretability, and the integration of models across different scales. Future research will focus on enhancing data quality, developing explainable AI methods, and creating hybrid models that merge ML with fundamental physical principles.

3. ML methods for property prediction

Modern materials science uses ML to predict mechanical, thermal, electrical, and optical properties. Traditional approaches, such as computational quantum chemistry and MD simulations require substantial time and resources, particularly for complex systems. ML reduces this burden by uncovering hidden patterns in large datasets, making predictions faster and more efficient. Material properties (hardness, melting temperature, ionic conductivity) are studied at both macroscopic and microscopic levels through computational modeling and experimental measurements. Building accurate models to link material structure and properties is challenging due to unknown dependencies, and unsatisfactory experimental results can waste significant resources [83].

Therefore, intelligent predictive models are needed to minimize time and computational costs [6,18,92]. ML analyzes large datasets to identify complex nonlinear relationships between structure and properties [7]. Advanced ML models such as deep neural networks and gradient boosting have notably improved prediction accuracy [15,27,106]. As shown in Figure 3, ML in materials science involves three main stages: data processing (including feature extraction), model training to establish structure-property relationships, and using the trained model to predict properties of new materials.

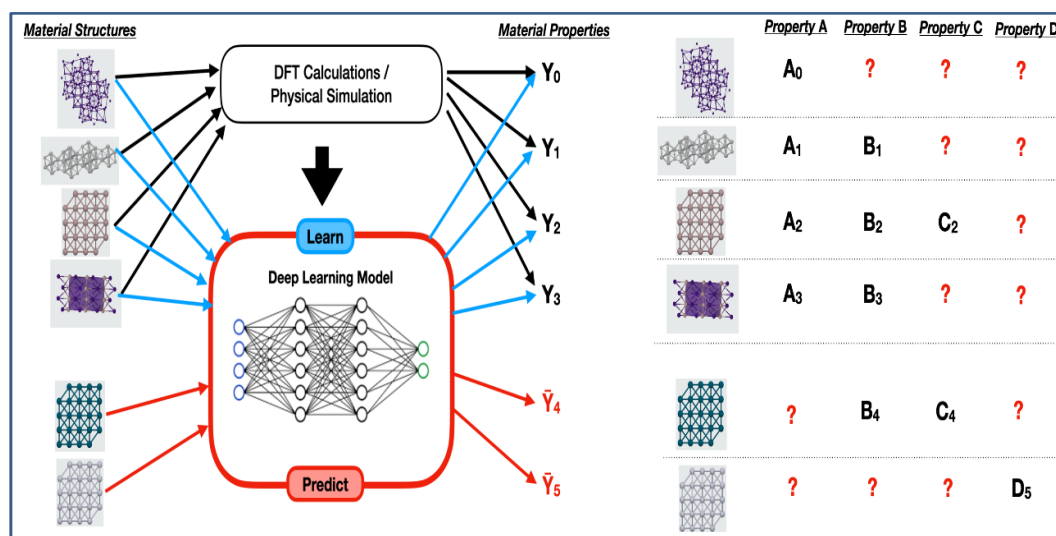


Figure 3. Machine learning model for predicting material properties.

Figure 3 shows the overall ML process, highlighting how data processing, model training, and prediction reduce time and resources compared to traditional methods. This shows how material structures (for example, obtained from DFT calculations or other physical simulations) can be used to train a deep learning model that predicts various material properties. Once the model is trained, it can take a new material's structure as input and output predictions for properties of interest (Property A, B, C, D), thus speeding up the process of material discovery and development. For example, the Property-Labelled Materials Fragments (PLMF) method by Isayev et al. [50] uses gradient boosting to classify materials (metals vs. insulators) and predict properties like bandgap, bulk modulus, shear modulus, Debye temperature, heat capacities, and thermal expansion. Prediction accuracy is evaluated with metrics such as ROC curves, RMSE, MAE, and R^2

[41,47,93]. ML methods cover a wide range of applications. GNNs predict electronic and mechanical properties [45,62,99], GANs aid in designing new crystalline structures [101,102], and active learning optimizes the discovery process by reducing experiments [81]. Thus, ML accelerates material development by enabling both macroscopic (mechanical, electrical, thermal) and microscopic (binding energy, lattice parameters) property predictions [12,84].

For mechanical properties, ML models, such as neural networks and gradient boosting can predict characteristics (hardness, tensile strength, elastic modulus) based on composition and crystalline structure [106]. GNNs, for instance, model the relationship between atomic interactions and macroscopic properties, predicting Young's modulus with accuracy comparable to DFT [107]. Additionally, combining ML with MD has enabled the simulation of plastic deformation processes in nanomaterials [108]. For thermal properties, ensemble methods like random forests and deep CNNs have proven efficient in predicting thermal conductivity and expansion, while hybrid models integrate ML with physicochemical models for better interpretability [109,110].

ML is also used for predicting electrical properties such as conductivity, dielectric permittivity, and bandgap. Deep learning methods, including GCNs, offer higher accuracy in predicting optical and electronic properties than traditional models [111]. Autoencoders model material absorption spectra, aiding organic semiconductor development [112–117]. For example, generative models have been applied to predict the optical properties of quantum dots, as shown in Figure 4.

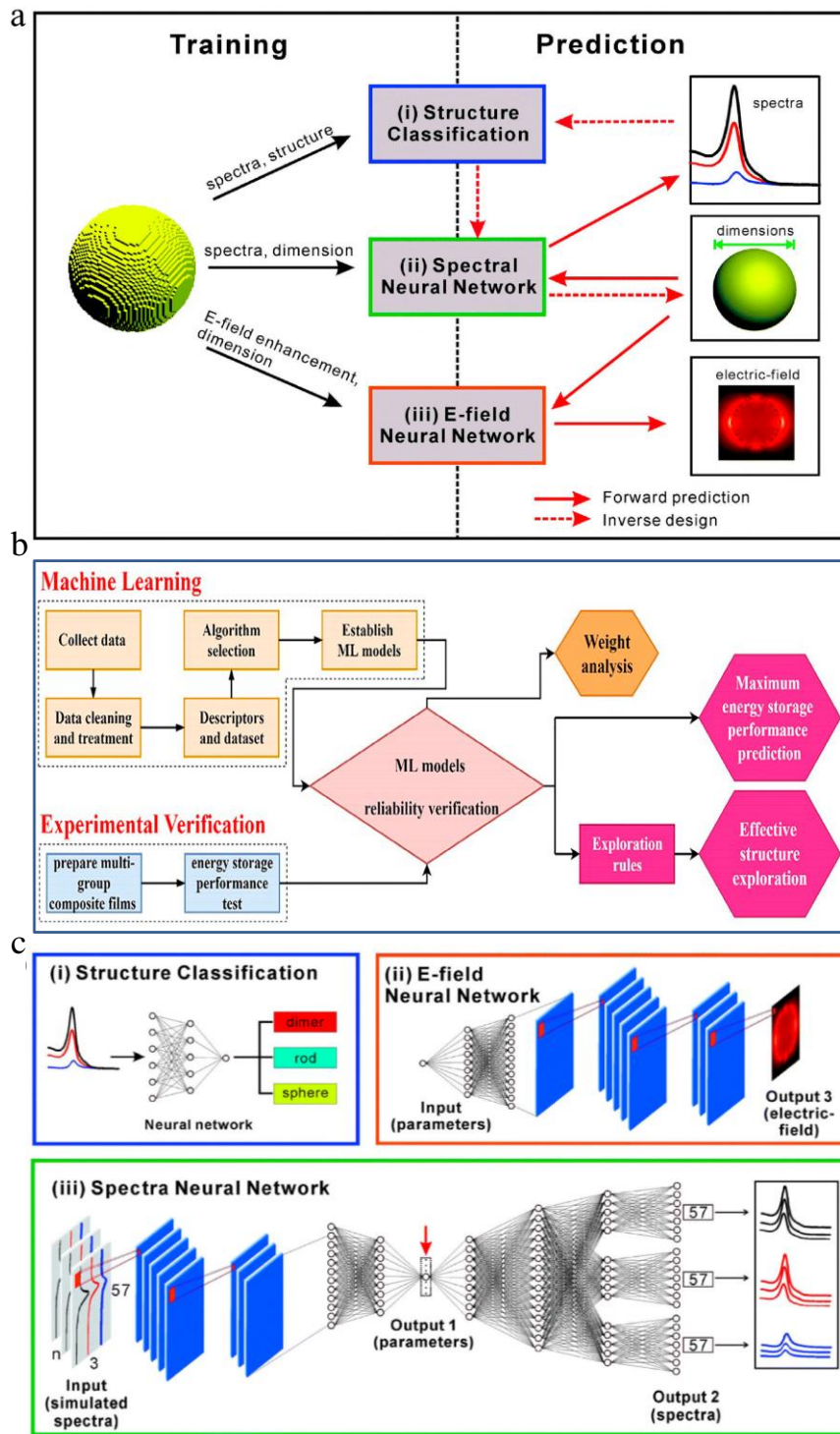


Figure 4. Machine Learning Models for Predicting Optical Properties and Nanoparticle Design. (a) Far- and near-field optical data from finite-difference time-domain (FDTD) simulations were used to train three machine learning models: (i) structure classification based on far-field spectra and structural information, (ii) spectral deep neural network (DNN) using far-field spectra and dimensions, and (iii) E-field DNN utilizing near-field enhancement maps and dimensions. These models enable both forward prediction and inverse design (red arrows indicate respective processes). (b) Logic diagram of predicting optical energy density and optimizing composite structures using ML. (c) Detailed architectures of the models shown in (b) [115].

Figure 4 presents various ML architectures for both forward prediction and inverse design in photonics, using far-field and near-field data. The GAN approach enabled the modeling of absorption spectra with high accuracy, which is particularly important for developing new materials for photonics. In Figure 4a, three neural network structure classifications, spectral prediction, and E-field prediction are trained on various types of data (geometry, spectra, dimensions) and then used for both forward and inverse design tasks. Figure 4b details how each network (structure, E-field, and spectra) processes specific inputs to generate the corresponding outputs, while the bottom schematic shows a broader pipeline: from data cleaning and algorithm selection to model building, reliability verification, and experimental validation. In Figure 4c, the scheme illustrates a broader machine learning pipeline that spans from data cleaning, descriptor extraction, and algorithm selection to model building, reliability verification, and eventual experimental validation. This integrated workflow ensures robust model performance and fosters effective exploration of the design space for new materials

Figure 5 shows the feature engineering process for materials science, which includes feature extraction, analysis, correlation/importance analysis, and feature selection [114]. ML is applied in predicting metallic alloy properties using CNNs on microstructure images [117], designing high-entropy alloys through active learning [118], optimizing catalysts with GNNs [119], and predicting perovskite solar cell stability [120]. AutoML has been effectively used for polymer property prediction by automating hyperparameter optimization [121]. However, training complex ML models on large datasets requires significant computational resources [122].

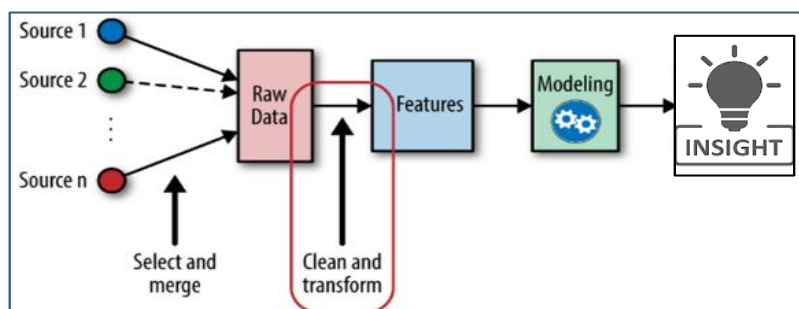


Figure 5. Feature Engineering for ML Techniques.

This figure shows the feature engineering process in materials science, starting with merging multiple data sources into raw data, followed by data cleaning and transformation. From there, relevant features are extracted and analyzed for their correlation and importance. A refined set of features is used for modeling, ultimately leading to insights that guide materials discovery and optimization.

Machine learning in prediction and material retrieval often faces limitations such as lack of data, uneven data distribution, noise, and missing values. Databases like Materials Project, OQMD, AFLOW, and NOMAD primarily contain inorganic crystalline data, leaving amorphous materials, polymers, composites, and defected materials underrepresented [113]. Synthetic data generation using GANs and active learning is being developed to enhance these datasets [123]. Modern deep neural networks often act as “black boxes,” complicating the understanding of underlying physical mechanisms. Explainable AI (XAI) methods (SHAP, LIME, Integrated Gradients) are under development to clarify feature contributions [124]. Hybrid models that combine physical laws with ML such as integrating DFT equations with neural networks offer more interpretable predictions [125]. Dimensionality reduction (PCA, autoencoders), distributed computing, quantum algorithms [126], and transfer learning [127] are also used to reduce computational costs. Another challenge is bridging different scales from atomic to macroscopic properties. ML helps develop multiscale models that integrate data from various sources, such as predicting interatomic potentials to accelerate MD simulations [128]. However, integrating multi-scale data remains complex. Experimental validation of ML predictions is also resource-intensive, prompting the development of autonomous laboratories and robotic platforms to synthesize and test materials automatically [129]. Additional challenges include intellectual property, data accessibility, and AI ethics, which require interdisciplinary solutions and standards [130]. Quantum computing, with Quantum ML (QML), offers new possibilities for modeling complex materials (e.g., high-temperature superconductors, quantum dots) by accelerating calculations and improving accuracy [131]. Advances in experimental data processing like X-ray diffraction and electron microscopy are leading to more

precise ML models [132]. ML is crucial for addressing global challenges, such as climate change and the energy transition, by developing new catalysts for CO₂ capture, materials for hydrogen energy, and high-energy-density batteries [133]. Additive manufacturing combined with ML enables the creation of materials with tailored properties for various industries [134]. The future of materials science and molecular research is increasingly linked to ML, which accelerates the discovery and optimization of new materials. Although modern AI methods are widely used for material property prediction, their full potential has yet to be realized [134,135]. Deeper integration of ML in research and development is expected to drive revolutionary changes in functional materials, nanotechnology, and bioengineering.

4. Design of new materials

In modern materials science, developing steels with tailored properties, such as hardenability and hardness is a major challenge. Traditional methods for selecting steel compositions are time-consuming and costly. Advances in computational technologies, especially ML, now enable faster and more accurate predictions of material properties based on chemical composition and processing conditions [136-139]. One critical task is designing steel compositions to achieve the desired hardenability, which directly affects mechanical properties like wear resistance and durability. For instance, Tomacich et al. [136] proposed an innovative approach using artificial neural networks (ANNs) to predict chemical compositions based on the desired Jominy hardenability curve. Their model, trained on databases of hardness, microstructure, and composition, optimizes the balance between cost and required hardenability. Trzaska and Sitek [137] introduced a hybrid method combining ANNs and genetic algorithms (GAs) to calculate steel composition for achieving specific hardness after cooling from the austenitization temperature. They built a database of 550 continuous cooling transformation (CCT) diagrams and developed a hardness model using ANNs, with GAs determining the optimal composition. The high accuracy of this method is confirmed by comparing predicted and experimental hardness values. Li et al. [138] developed a combined ML

model using random forest for classification and k-nearest neighbors/random forest for regression to predict hardenability curves for boron-free steels, outperforming conventional methods. Gemechu et al. [139] applied regression neural networks (fitrnet) optimized via Bayesian methods to predict steel hardness, achieving high accuracy as demonstrated by low RMSE and high R^2 values (Table 3).

Table 3. Statistical values for evaluating the hardness model [138].

Dataset	Mean absolute error, HV	Standard deviation of the error, HV	Ratio of standard deviations	Pearson correlation coefficient
Training	30.9	44.3	0.27	0.96
Validating	33.6	46.4	0.28	0.96
Testing	33.7	50.1	0.30	0.95
Verifying	32.7	39.0	0.29	0.95

A study demonstrates the potential of machine learning (ML) for predicting steel properties and optimizing heat treatment processes. Zhang, Y. et al. [140] presented a strategy for designing high-manganese TWIP steels using ML, incorporating comparative modeling, SHAP analysis, and multi-objective optimization to develop alloys with enhanced strength and ductility. In the study by Schmidt et al. [141], ML methods based on graph neural networks were applied to predict the behavior of steels under real operating conditions. Patel, A. et al [142] utilized convolutional neural networks for automated steel design with targeted mechanical properties. Wang, C. et al. [143] demonstrated the use of Generative Adversarial Networks (GANs) to develop new alloys with high strength and corrosion resistance. Generative ML models (VAE, GANs) are increasingly used in material design, predicting the physical and functional properties of new compounds [144]. In solar energy applications, GANs and VAEs are employed to identify stable perovskites with enhanced resistance to moisture and thermal stress [145]. Wang, Y. et al. [146] applied GANs to generate stable perovskite structures with optimized optical properties. In photocatalysis, GANs accelerate the discovery of new materials by identifying stable semiconductor compounds with a narrow bandgap suitable for visible-light-driven catalysis [147]. Metal-organic frameworks (MOFs), known for their high porosity and tunable chemical structures, are widely applied in gas storage and water

purification. GANs and VAEs significantly expedite MOF discovery by predicting promising structures with high adsorption capacity, as demonstrated in the study by Patel et al. [148]. Quantum dots, widely used in displays and biomedical sensors, are designed using VAEs to predict materials with maximum quantum efficiency and photostability [149]. GANs are also applied in developing new organic luminescent compounds, such as OLED materials with optimized emission spectra [150]. In electrochemistry, GANs aid in the discovery of high-capacity and stable cathode and anode materials for batteries [151]. Despite numerous successful applications, challenges remain in the use of generative models in materials science, including the lack of high-quality experimental data and model interpretability. Addressing these issues requires integrating ML with physicochemical simulations and quantum mechanical modeling [152,153].

5. ML and discovery of new materials

The search for new materials with high-performance characteristics is a key challenge in materials science. Currently, experimental and computational screening methods for new materials rely on element substitution and structural transformation; however, the search space for composition, structure, or both parameters is typically highly constrained [154]. Additionally, these methods require significant computational or experimental resources and often lead efforts in the wrong direction within an exhaustive search framework, resulting in substantial time and resource expenditures. Given these limitations and the advantages of machine learning, a fully adaptive method has been proposed that integrates ML with computational modeling to evaluate and select new materials *in silico*, allowing for more efficient discovery of promising materials. The general process of machine learning for material discovery is illustrated in Figure 6, where the ML system consists of two main components: the training system and the prediction system.

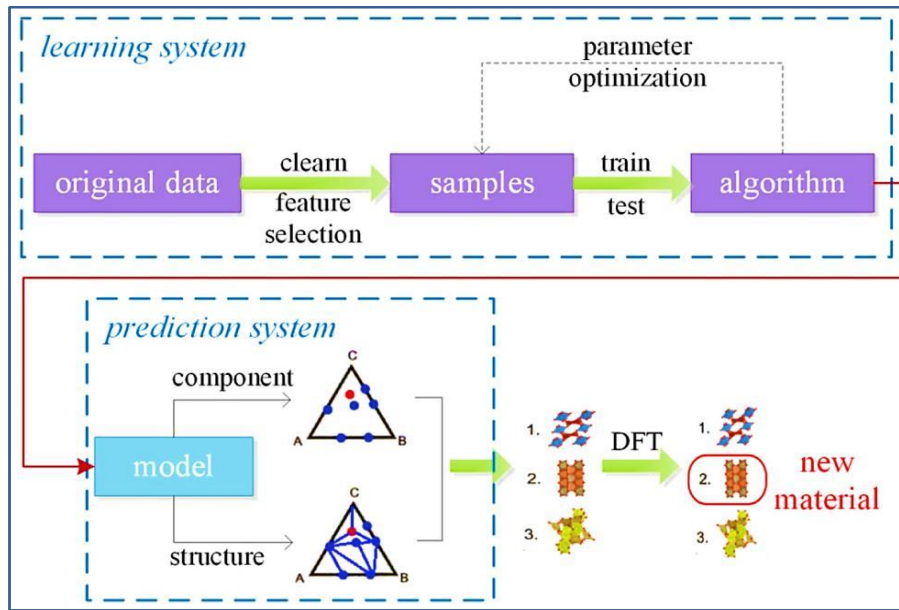


Figure 6. The general process of ML in the discovery of new materials [155].

This figure illustrates a two-stage workflow for materials discovery. The upper “learning system” cleans and processes the original data, applies feature selection, and uses the resulting samples to train and optimize a machine learning algorithm. The lower “prediction system” then leverages the trained model to propose new material compositions or structures, which are subsequently validated using DFT calculations. By integrating ML-based predictions with first-principles simulations, this approach accelerates the search for new materials with desired properties, significantly reducing the time and cost associated with trial-and-error experimentation.

New materials are typically predicted using a recommendation and testing approach, where the prediction system selects candidate structures based on recommended compositions and structures, followed by Density Functional Theory (DFT) calculations to evaluate their relative stability. Currently, various machine learning methods are employed to search for new materials with high-performance characteristics (Table 4). These methods can be broadly classified into approaches aimed at predicting crystalline structures and those focused on composition prediction, which will be discussed in detail in subsequent sections. However, in Farrusseng, D. et al. [156], an attempt to combine Artificial Neural Networks (ANN) and Genetic Algorithms (GA) did not accelerate the discovery of new materials due to insufficient awareness of key descriptors. These approaches

demonstrate that ML can significantly accelerate material discovery by reducing the need for exhaustive experimental and computational efforts.

Table 4. Applications of machine learning in the discovery of new materials.

Application description	ML method	Achievement	Ref.
The design of new guanidinium ionic liquids	ANN	6 new guanidinium salts	[157]
Finding nature's missing ternary oxide compounds	Bayesian	209 new compounds	[158]
Discovery of new compounds with ionic substitutions	Bayesian	Substitution Rates of 20 Common Ions	[159]
Discovering crystals	DBSCAN & OPTICS	Acceleration of finding new materials	[160]
Screening new materials in an unconstrained composition space	Bayesian	4500 new stable materials	[154]
ML-assisted materials discovery using failed experiments	SVM	A success rate of 89%	[161]
Virtual screening of materials	ANN	Failed	[156,162]

ML has revolutionized the discovery of new materials by identifying patterns in large datasets and significantly reducing the need for costly experiments. Traditional quantum chemistry and Density Functional Theory (DFT) methods are limited by high computational demands and the complexity of configurational space [163]. Before the 1980s, predicting new material structures was considered infeasible and described as “one of the shortcomings of physics” [164]. In recent decades, ML has been actively applied to this problem. Curtarolo et al. [165] combined heuristic algorithms with quantum mechanical calculations to predict new binary alloys, confirming their thermodynamic stability via DFT, though their approach was restricted to known structures. Ceder et al. [166] showed that relationships between electronegativity, atomic size, and spatial arrangement could aid in material prediction. Fischer et al. [167] developed the Data Mining Structure Predictor (DMSP) method, directing quantum mechanical calculations toward the most promising materials. Phillips and Voth [168] introduced DBSCAN and OPTICS clustering algorithms to identify new compounds in large datasets.

Further ML advancements have led to systematic material prediction. Liu et al. [169] introduced a model combining random data generation, feature selection, and classification algorithms, predicting new Fe-Ga compounds while reducing computation time by 80%. In 2016, Roekeghem et al. [170] applied ML to analyze 400 new perovskite materials, identifying 36 stable compounds at high temperatures. ML has also transformed the discovery of organic light-emitting diodes (OLEDs). Rafael et al. [171] used neural networks to narrow down 400000 candidate materials to 2,500, leading to OLEDs with over 22% efficiency. Similarly, Sendek et al. [172] applied logistic regression to lithium-ion conductors, reducing 12831 compounds to 317, ultimately identifying 21 promising materials. Analyzing the failed experiments also provides valuable insights into material synthesis boundaries. Studies [161,173] showed that ML could predict inorganic compound formation conditions with 89% accuracy.

Predicting chemical composition is another crucial aspect of material discovery. Hautier et al. [158] used Bayesian statistical methods to analyze 183 oxides, predicting 209 new ternary compounds while reducing computational costs by a factor of 30. Meredig et al. [154] expanded this approach, predicting 4,500 new stable compounds and reducing computational time by six orders of magnitude. Another key application is ionic substitution prediction. Hautier et al. [159] developed a method to evaluate the probability of ion substitutions, leading to the discovery of promising quaternary compounds. As shown in Figure 7b, positive values indicate likely substitutions, while negative values suggest unlikely replacements, opening pathways for synthesizing unconventional materials. Figure 7a demonstrates how the chemical similarity of different elements, quantified by their Mendeleev number, can be correlated to the number of new compounds formed by combining those elements in an *A-B-O* system [158]. This provides insights into utilizing elemental properties and ML predictions to guide the exploration of new material compositions. Similarly, Figure 7b shows how the gap correlation metric captures ionic radii differences between common ICSD cations [159]. While not specific to ceramic electrochemical cell (CEC) electrolytes or electrodes, such descriptors of elemental properties and structural features could also inform ML models for

predicting promising compositions and structures when designing novel materials for CECs. The concepts are generally applicable, but care must be taken to use descriptors and training data relevant to the target CEC materials to produce valid predictions. Validated on 2,967 quaternary ionic compounds from the ICSD database, the model's substitution rules facilitate exploration in this relatively unexplored field. Creep resistance is crucial for nickel superalloys, and Shi et al. [174] developed the DCSA method, which classifies creep mechanisms using K-Means clustering and optimizes ML models (RF, SVR, GPR, LR, RR), successfully predicting service life.

High-entropy alloys (HEAs), composed of ≥ 5 elements (5-35 at.%), exhibit excellent mechanical properties and typically form FCC and BCC phases [175-178]. Zhang et al. [179] used genetic algorithms (GA) to optimize ML models, achieving 88.7% classification accuracy and 91.3% phase prediction accuracy. Dai et al. [180] improved predictions using low-dimensional feature selection, though larger datasets are needed. Wang et al. [181] developed MIPHA for microstructure analysis, while Huang et al. [182] used ML models (BP ANN, RF, Bagging) for accurate TTT diagram prediction in stainless steel. Wang et al. [183] applied RF to predict RAFM steel yield strength and elongation with high accuracy.

Lithium-ion batteries involve complex performance variables [184]. Li-S batteries offer a high theoretical specific energy (2,567 Wh/kg) but degrade over time [185-187]. Kilic et al. [188] used ML to analyze discharge capacity and cycle life, highlighting the role of carbon structures and encapsulated cathodes. Shandiz et al. [189] found that cathode crystalline structure significantly impacts battery properties, with RF and extremely randomized trees achieving the highest accuracy. Perovskite solar cells, while cost-effective, face stability and toxicity challenges [189-193]. Wu et al. [194] applied ML and DFT to screen 230,808 HOIP candidates, identifying 132 promising materials. Another study on 404 perovskite elements revealed that mixed cations, multi-spin coating, and low-humidity storage enhance stability [195], though the lack of standardized testing limits ML applications. Metallic glass, known for its unique mechanical properties [196-199], is difficult to analyze using traditional methods.

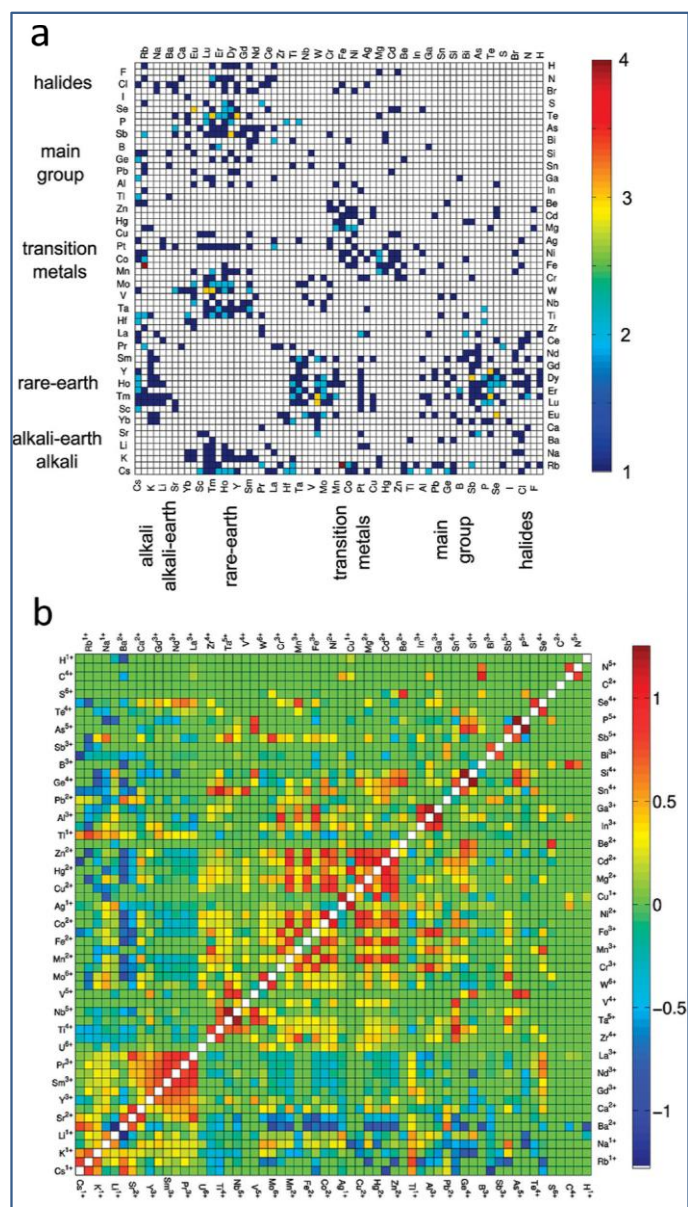


Figure 7. (a) Distribution of the new compounds for every A - B - O system across chemical classes, where A is plotted on the x -axis and B is on the y -axis [158]; (b) Logarithm (base 10) of the pair correlation g_{ab} for each ion couple (a, b) [159].

Banadaki et al. [200] used the PPM method with HDBSCAN clustering to classify short-range order into 30 groups. Xiong et al. [201, 202] applied RF to predict glass-forming ability and elastic moduli based on 6,471 alloys, using features like total electronegativity (TEN), average atomic volume (VA), and atomic size difference (δ). Statistical radius (r_s) proved the most effective for atomic size predictions, and SVR with the Pearson VII universal kernel function (PUK) delivered the highest accuracy. The CVE values of the SVR-PUK-TGS and SVR-PUK-TKS models were small (6.0417 for K and 2.0648 for G), indicating high prediction accuracy of these properties in

BMG. Analysis revealed that glass-forming ability is enhanced by high mixing entropy, thermal conductivity, and negative mixing enthalpy (~ -28 kJ/mol) [201].

Knowledge of composition and structure is essential for discovering new materials. Predicting crystalline structures remains a major challenge due to the complexity of combinatorial atomic configurations in three-dimensional space and the high computational demands of first-principles methods [203]. Traditional approaches like structural screening and first-principles calculations require extensive resources, leading to inefficiencies. To enhance structure prediction accuracy, advanced techniques such as random sampling [204-207], metadynamics [208], and minima hopping [209] have been introduced, though they remain computationally expensive [2010]. Consequently, machine learning (ML) methods are increasingly used to explore structural and compositional space more efficiently.

Assessing the thermodynamic stability of new materials is crucial, as stable materials do not decompose into other phases. While energy calculations provide insight, the convex hull method offers a more accurate thermodynamic stability assessment by considering potential decomposition pathways. However, first-principles methods do not account for kinetic effects, which ML can incorporate, making stability predictions more reliable. Schmidt et al. [211] presented a dataset of ~ 25000 cubic perovskites, excluding noble gases and lanthanides (Figure 8a-c), and applied ML models ridge regression, random forests, extremely randomized trees, and neural networks alongside DFT. Extremely randomized trees provided the best performance, with a mean absolute error (MAE) of 0.121 eV/atom. Prediction accuracy was strongly composition-dependent, especially for first-row elements.

Expanding beyond perovskites, Jha et al. [212] applied ML to ternary compounds in the AB_2C_2 space (Figure 8d). Using prototype structures $10\text{-CeAl}_2\text{Ga}_2$ and $tP10\text{-FeMo}_2\text{B}_2$, they identified ~ 2100 thermodynamically stable systems, 215 of which were absent from existing databases. Most were metallic and non-magnetic, with false-negative rates of 9% (tI10) and 0% (tP10). ML reduced computational costs by $\sim 75\%$. The research team also introduced ElemNet, a deep neural network

predicting minimum formation enthalpy from elemental composition, trained on 275000 compounds from the OQMD database. Compared to conventional ML models using physical descriptors, ElemNet offered superior accuracy (0.050 ± 0.0007 eV/atom), a 9% mean absolute deviation (0.550 eV/atom), and a prediction time of just 0.08 s using GPUs. For 90% of compounds, the formation enthalpy error was below 0.120 eV/atom, demonstrating ElemNet’s efficiency, especially for limited datasets.

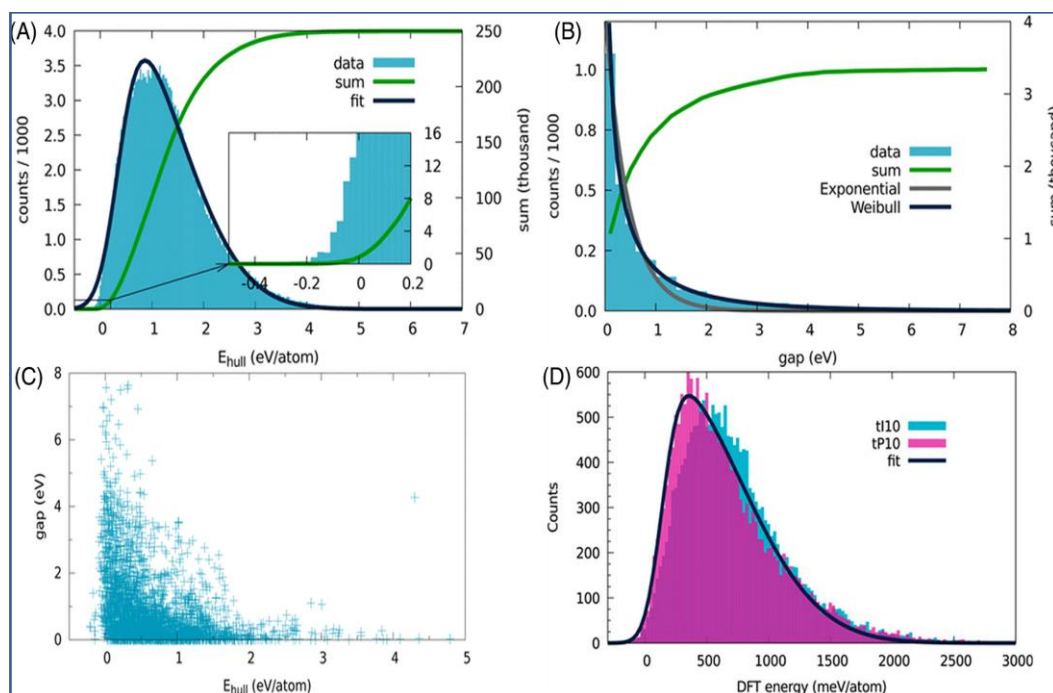


Figure 8. (a,b) Histograms of E_{corpus} and minimum band gap distributions for ~ 250000 cubic perovskites (bin size: 25 meV/atom). (c) Scatter plot of band gap as a function of the convex hull energy stability for semiconductor phases [211]; (d) Histogram of E_{corpus} for tI10 training datasets (bin size: 25 meV/atom) [212].

Machine learning has become a powerful tool for predicting the thermodynamic stability of 2D materials and accelerating material discovery. Schleder et al. [213] used ML to classify material stability and predict formation energy for 2,685 non-magnetic materials from the Computational 2D Materials Database (C2DB). By combining SISSO and XGBoost models, they achieved high AUC values for low-, medium-, and high-stability classes (0.93, 0.89, and 0.94, respectively). The most significant features for stability prediction were electron affinity and periodic table group classification. To expand the search space, Meredig’s group developed a heuristic ML method for predicting thermodynamic stability in compounds with random compositions [214]. Using DFT

data from over 15000 compounds in ICSD, they analyzed 1.6 million potential compositions, identifying 4,500 new stable ternary compounds, 89% of which were novel.

Predicting material composition is a widely used approach in new material discovery, significantly improving the efficiency of screening potential compounds. Zhao et al. [215] applied random forest (RF) and multilayer perceptron neural networks (MLPNN) to predict crystalline systems and space groups based on Magpie, atomic vector, and atomic frequency features. The study showed that RF models performed best in multi-class classification and polymorphism prediction, with the Synthetic Minority Over-sampling Technique (SMOTE) used to address data imbalance. Oleynik et al. [216] used ML to predict Heusler compounds, identifying 12 new stable structures, including MRu_2Ga and RuM_2Ga ($\text{M} = \text{Ti-Co}$), with high accuracy (true-positive rate of 0.94). Li et al. [217] optimized medium-entropy alloy (MEA) compositions ($\text{Cr}_x\text{Co}_y\text{Ni}_{100-x-y}$) using MD simulations and artificial neural networks (ANN). Their model, trained on 186 datasets and tested on 45, predicted $\text{Co}_{21}\text{Cr}_{20}\text{Ni}_{59}$, $\text{Co}_{29}\text{Cr}_{30}\text{Ni}_{41}$, and $\text{Co}_{49}\text{Cr}_{30}\text{Ni}_{21}$ alloys as low-, medium-, and high-strength compositions with less than 2% error. Chang et al. [218] applied ANN to predict high-entropy alloy (HEA) compositions for maximum hardness, generating five HEA variants, with ML5 ($\text{Al}_{24}\text{Co}_{18}\text{Cr}_{35}\text{Fe}_{10}\text{Mn}_{7.5}\text{Ni}_{5.5}$) showing the highest hardness.

Crystal structure prediction, though computationally intensive, benefits from ML integration. Yang et al. [219] developed a model combining structural prediction with charge mobility analysis to screen 28 isomeric molecules for organic semiconductors, identifying two candidates with high electron mobility. Greiser et al. [220] used the H₂O FLOW ML program to analyze 24,913 compounds from the Pearson Crystal Database (PCD), achieving classification accuracy between 85% and 97%. Hong et al. [221] improved crystal structure prediction by training on unordered structural data. Using neural network potentials (NNP) and first-principles DFT-based methods, they analyzed Ba_2AgSi_3 , Mg_2SiO_4 , LiAlCl_4 , and $\text{InTe}_2\text{O}_5\text{F}$, achieving Pearson correlation coefficients between 0.769 and 0.977 and root mean square errors between 10.7 and 63.7 meV/atom, demonstrating the potential of ML for accurate metastable compound prediction (Figure

9). The NNP method predicted 10-20 low-energy structures within a short computational time. The obtained results confirmed that NNP provides more accurate predictions of low-energy metastable crystalline structures compared to the DFT method.

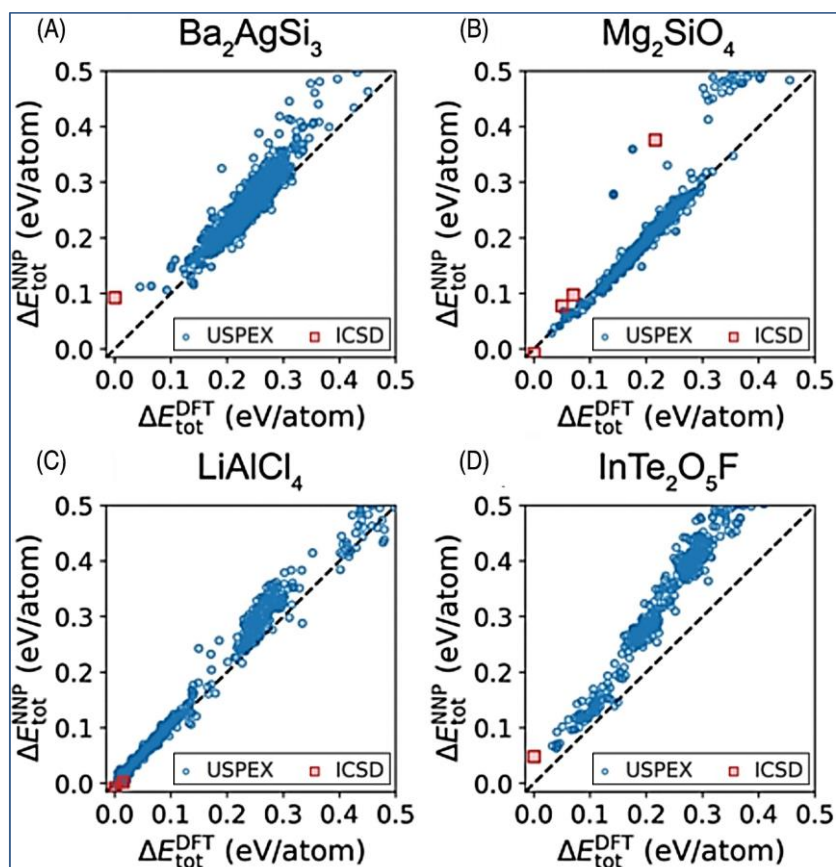


Figure 9. Correlations between predicted NNP and calculated DFT energies for (a) Ba_2AgSi_3 , (b) Mg_2SiO_4 , (c) LiAlCl_4 , and (d) $\text{InTe}_2\text{O}_5\text{F}$. Blue circles represent metastable structures from USPEX, while red squares represent experimental structures from ICSD [221].

Atomic catalysts (ACs) have become a major focus in electrochemistry due to their high electroactivity and broad applications in energy storage and conversion. Traditional trial-and-error approaches for selecting catalyst-substrate combinations are inefficient, making machine learning (ML) a powerful alternative [222]. Huang et al. applied ML to study graphdiyne-based (GDY) electrocatalysts, using the redox barrier model to evaluate electron transfer efficiency. DFT calculations identified the most promising neutral atom-based electrocatalysts, which were experimentally validated (Figure 10a) [223]. They expanded this method to hydrogen evolution reactions (HER), using a tree-based ensemble learning approach (bagging trees) to predict key adsorbate binding energies, showing a strong correlation with DFT results (Figure 10b, c) [224].

Further, Huang's team investigated bimetallic GDY electrocatalysts (GDY-DAC), screening 990 metal combinations with a geostatistical radial basis function (georadar) algorithm. Their model accurately predicted formation energies with a low RMSE of 0.16 but faced challenges in d-band center predictions (Figure 10d-f) [225]. Expanding the study to s- and p-orbital metals [226], they found that these elements reduced predictive accuracy, particularly for alkali and alkaline earth metals, which exhibited significantly higher RMSE values (Figure 10g-i). These findings emphasize ML's role in catalyst discovery while highlighting challenges in modeling electronic structures.

Li et al. [227] proposed an adaptive machine learning method to accelerate the discovery of cubic perovskite electrocatalysts (ABO_3) for the oxygen evolution reaction (OER). Using Gaussian process methods with electronic structure and composition as input parameters, the model efficiently analyzed ~4000 $AA'B_2O_6$ -type perovskites, identifying ten previously unstudied stable compounds with high catalytic activity. The method also minimized prediction uncertainty with low computational costs. CO_2 , a renewable feedstock for fuel synthesis, has been explored using ML to identify efficient electrocatalysts. Malek et al. [228] applied classification and regression algorithms, including random forests, to optimize CO_2 reduction processes. The random forest model provided the most accurate predictions, leading to the identification of Pt and nickel-stabilized yttria-zirconia dioxide (Ni-YSZ) as optimal materials for low- and high-temperature CO_2 reduction.

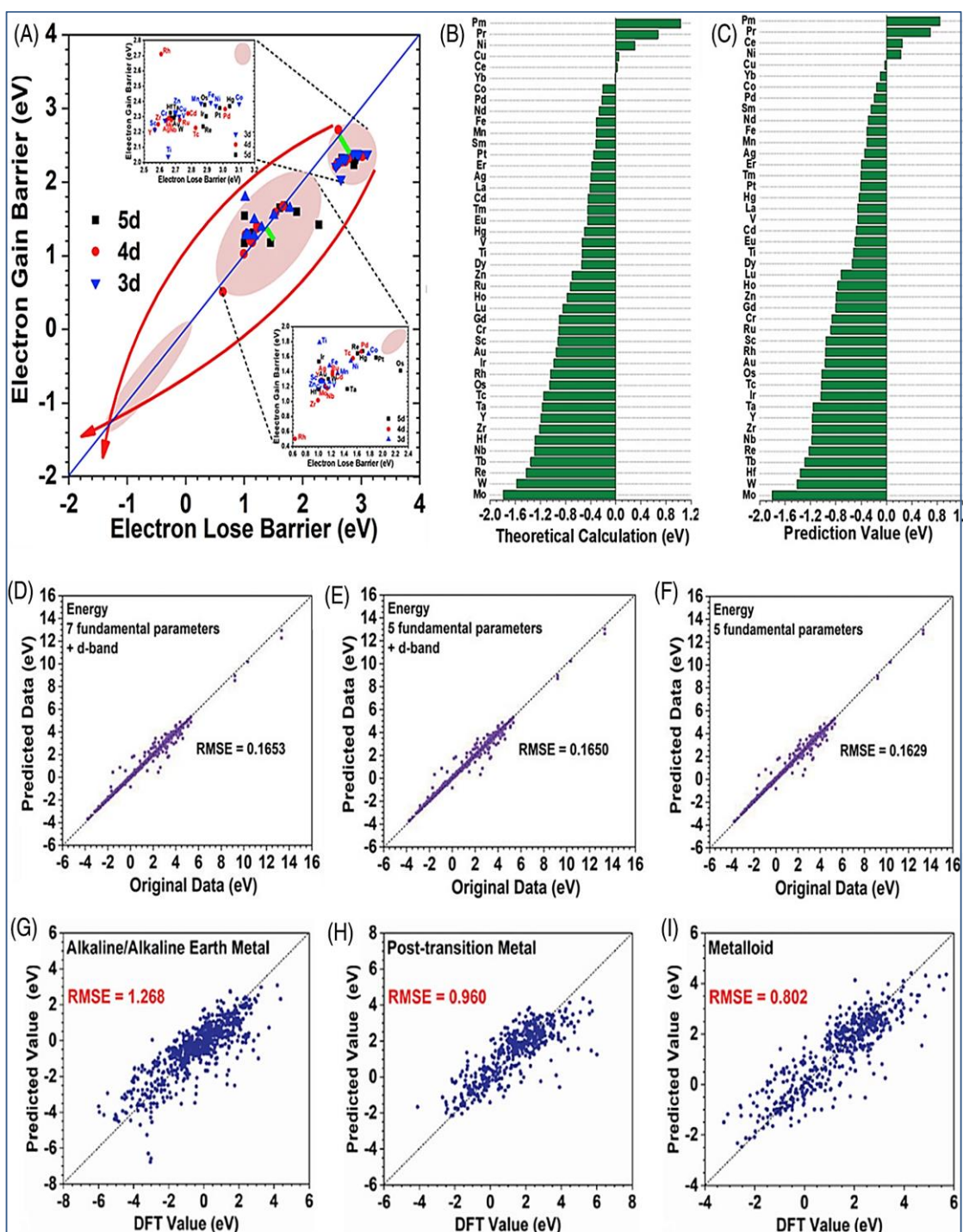


Figure 10. (a) Electron transfer evolution in TM-GDY [223]; (b, c) Comparison of theoretical and predicted 2-hour adsorption values [224]; (d-f) Formation energy predictions using different intrinsic parameters and d-band center [225]; (g-i) Georadar model predictions vs. original formation energy data for alkali/alkaline earth metals, post-transition metals, and metalloids in GDY-DAC [226].

ML has significantly accelerated atomic catalyst research by reducing experimental workload, making it a key tool for discovering efficient electrocatalysts. It enables predictions of composition, crystalline structure, and thermodynamic stability, proving invaluable for materials science.

However, limitations remain, particularly the scarcity of high-quality experimental data due to costly and extreme-condition research. Addressing this challenge requires increased funding, adherence to FAIR data-sharing principles, and high-precision theoretical modeling to supplement existing datasets. While ML expedites material discovery, overcoming data limitations is essential for broader applications.

6. ML-driven autonomous experiments in materials science

Automated laboratories equipped with artificial intelligence (AI) and robotic systems are transforming modern chemistry and materials science by conducting experiments, analyzing data, and optimizing processes with minimal human intervention. These intelligent “Robot scientists” accelerate the discovery of novel materials, optimize synthesis conditions, and enhance high-throughput screening capabilities. Studies [229-231] have demonstrated ML-driven robotic platforms optimizing chemical reactions, with the study [229] autonomously performing over 1000 experiments to refine a cross-coupling reaction. Shields, B. et al. [230] utilized AI to predict reaction yields, accelerating the optimization process tenfold, while Granda, J. et al. [231] identified new catalytic systems through real-time adaptive experimentation. Automated material discovery has also benefited from ML integration. Studies [232-234] applied robotic systems to synthesize and test new catalysts and functional materials, Li, Z. et al. [232] conducting 5000 autonomous experiments for hydrogen energy applications, leading to the identification of a record-breaking catalyst. Tabor, D. et al. [233] leveraged AI for data-driven material property predictions, reducing experimental requirements by 70%.

High-throughput screening, essential for materials science and drug discovery, has been significantly enhanced by ML-driven automation. Studies [235-237] employed AI-guided platforms to evaluate thousands of compounds, with Hensen et al. [235] screening 10000 materials in one week and discovering a potential pharmaceutical candidate. Study [161] integrated ML analyzes screening data, accelerating the identification of active compounds. Studies [238-240] applied AI-enhanced robotic systems for organic synthesis, with Coley et al. [238] automating the production

of over 100 compounds in a few days a task that would traditionally take months. Segler, M. et al. [239] optimized reaction parameters, increasing product yield by 30%, while a study [240] automated complex molecule synthesis and purification.

Beyond synthesis and screening, ML plays a pivotal role in autonomous experiment management and real-time data analysis. Studies [241-243] demonstrated AI-powered systems capable of extracting insights from vast datasets and guiding experimental decisions. Kusne, A. et al. [241] applied AI to analyze X-ray diffraction data and predict material structures, while Stein, H. et al. [242] employed reinforcement learning to dynamically adjust experiment conditions. ML-enhanced robotic platforms have also accelerated energy storage research. Studies [244-246] explored novel battery materials, with Dave, A. et al. [244] conducting 2000 experiments to identify an improved electrode material. Sendek, A. et al. [245] used predictive models to optimize electrolyte properties, cutting development time by 50%. Similarly, studies [247-249] automated composite material synthesis, with study [247] evaluating 1000 compositions to identify a material with superior mechanical properties, while study [248] reduced experimental complexity by 60% through AI-guided decision-making.

Despite these advances, scaling autonomous ML-driven laboratories remains a challenge due to the need for adaptable and modular platforms. In 2021, Leroy Cronin's group [250] introduced the Chemputer, an ML-integrated system capable of executing multiple reaction types, including solid-phase peptide synthesis (SPPS) and iterative cross-coupling (ICC). Their platform executed ~8500 operations across 10 modules, reusing only 22 steps, demonstrating a universal framework for reaction automation. Compared to conventional automation systems, the key innovation lies in its ability to conduct multiple sequential reactions autonomously, improving experimental reproducibility and standardization. However, optimizing reaction conditions remains labor-intensive, as current AI-driven systems are most effective for predefined synthesis protocols rather than exploratory research [251]. The integration of self-learning AI models capable of hypothesis generation and iterative refinement will be essential for the next generation of autonomous

laboratories. Future advancements in ML-driven experimental automation will transform materials science by accelerating discoveries, reducing costs, and facilitating the development of innovative materials with unprecedented properties.

7. ML and acceleration of interdisciplinary research in materials chemistry

With the advancement of ML methods, chemistry, and materials science is entering a new era where high-performance computing, virtual screening, and automated laboratories accelerate the discovery of novel compounds and materials. ML not only assists in selecting compounds for synthesis but also predicts new experiments based on collected data. The 15th ASLLA Symposium on “Accelerated Chemistry with AI” (September 25-28, 2022, KIST, South Korea) brought together 45 researchers to discuss key topics such as data, new applications, ML algorithms, and education, which form the foundation of this review. The quality and scale of data play a critical role in developing robust ML models. Constructing extensive databases requires evaluating data diversity and novelty [252]. ML efficiency improves through multi-fidelity learning [253], uncertainty quantification, delta learning, and active learning, which enhance predictive capabilities even with limited data [254,255]. Integrating physical rules into ML models and using entropy-based sampling help analyze the vast chemical space more effectively [256,257]. However, data accessibility remains a challenge. For example, databases like QM9 require additional calculations to obtain key properties, making them difficult for ML experts without a strong chemistry background. Developing web-based interfaces and standardized formats can facilitate usability [258]. In this regard, dynamic community databases, modeled on the Common Task Framework (CTF) used in bioinformatics, could foster interdisciplinary collaboration [259-261].

Large chemical reaction databases such as USPTO, Reaxys, and SciFinder contain extensive datasets, but their diversity, quality, and accessibility are limited. Efforts to create an Open Reaction Database face challenges due to the lack of high-quality data [262-265]. To improve ML efficiency in organic synthesis, delta learning, transfer learning, and few-shot learning are essential [266,267].

However, the absence of failed experiment data restricts the ability of ML models to generate novel reaction pathways. A cultural shift toward documenting and publishing all experimental results both successful and unsuccessful could address this issue [268]. ML is also widely used in modeling non-equilibrium states, allowing the exploration of data beyond known stable structures and predicting reaction mechanisms [269,270]. Despite advancements in computational methods for materials science, predicting synthesizability remains a challenge. To bridge the gap between computational discoveries and experimental validation, integrated autonomous workflows that combine ML-driven predictions with real-world experiments are necessary [271]. The bias toward publishing only successful experiments results in ML models being trained on a limited set of structures, restricting their ability to discover truly novel compounds [272]. Incorporating metadata from unsuccessful experiments could significantly improve predictive accuracy.

Beyond optimization, ML fosters creativity in chemistry, enabling the discovery of novel molecular structures and unconventional reaction pathways. The rise of large language models (LLMs) raises fundamental questions about whether ML can truly “understand” scientific concepts based on data alone [273,274]. ML is also solving challenges in multi-scale material design, optimizing properties at both the atomic level (e.g., catalysis, thermoelectrics) and the macroscopic level (mechanical strength, operational stability) [275-278].

The development of self-driving laboratories allows for real-time adaptation of experiments, significantly reducing costs. However, building these facilities requires substantial investment. As an alternative, virtual laboratories that combine ML-driven simulations with physical experiments are being explored [279]. To enhance predictive accuracy in chemistry, ML algorithms must be specifically designed for chemical data. For example, physically informed architectures are already being used for molecular property prediction [253]. However, most ML models have an interpolative nature, limiting their ability to predict materials beyond known datasets [280]. Advancing materials science requires multi-objective optimization algorithms that account for multiple criteria in discovering new compounds [280-282].

ML should not only accelerate the discovery of new compounds but also drive fundamental breakthroughs in chemistry. For instance, recent studies on autonomous ML-driven systems have demonstrated the potential for serendipitous discoveries, leading to novel chemical reactions [283]. At the same time, improving uncertainty quantification is essential, as active learning relies on the precise calibration of epistemic and aleatoric uncertainty [256,284]. The expansion of ML in chemistry requires a fundamental shift in education. Courses on data science, machine learning, and computational chemistry should be integrated into university curricula [285,286]. Hands-on training in statistical analysis, FAIR data management, and ML-driven automation is essential [287,289]. Virtual reality (VR) and remote laboratories could further enhance student engagement [290,291]. One of the biggest challenges is the lack of faculty training and the conservative nature of academic curricula. Proposed solutions include summer coding boot camps, automation-focused courses, and incorporating ML techniques into laboratory training [292]. Meanwhile, chemistry faces a declining interest among students, as many are drawn to computer science fields. However, the development of autonomous laboratories and ML-driven tools could enhance the appeal of chemistry by highlighting its contributions to green chemistry, pharmaceuticals, and space exploration [293,294]. In conclusion, machine learning is transforming chemistry and materials science, accelerating research, reducing costs, and opening new interdisciplinary avenues. The future lies in dynamic databases, standardized datasets, and self-driving laboratories, which will enable not just quantitative advancements but also conceptual breakthroughs in scientific discovery.

8. Challenges and prospects

The fourth paradigm of science, driven by data, has significantly transformed materials science research, enabling the prediction of material properties, the discovery of novel compounds, and the design of functional materials. Machine learning (ML) has introduced powerful tools that surpass traditional experimental and computational methods in flexibility, accuracy, and generalization

capabilities. However, despite these advancements, ML in materials science still faces several challenges and limitations [125, 295-305] that require further investigation (Figure 11).

One of the primary challenges is data scarcity and uneven distribution. Existing databases, such as Materials Project, OQMD, AFLOW, and NOMAD, predominantly focus on inorganic crystalline materials, while amorphous materials, polymers, composites, and defect-rich structures remain underrepresented. This lack of data limits ML models' ability to predict the properties of these materials. Additionally, datasets often contain noise, missing values, and inconsistencies, making preprocessing and standardization essential [295]. The variability of experimental conditions further complicates the alignment between computational predictions and real-world measurements. To address this, synthetic data generation techniques using generative adversarial networks (GANs) and active learning are being actively developed to supplement datasets. Establishing standardized databases that integrate both experimental and theoretical high-throughput computational data is a promising approach [296, 297].

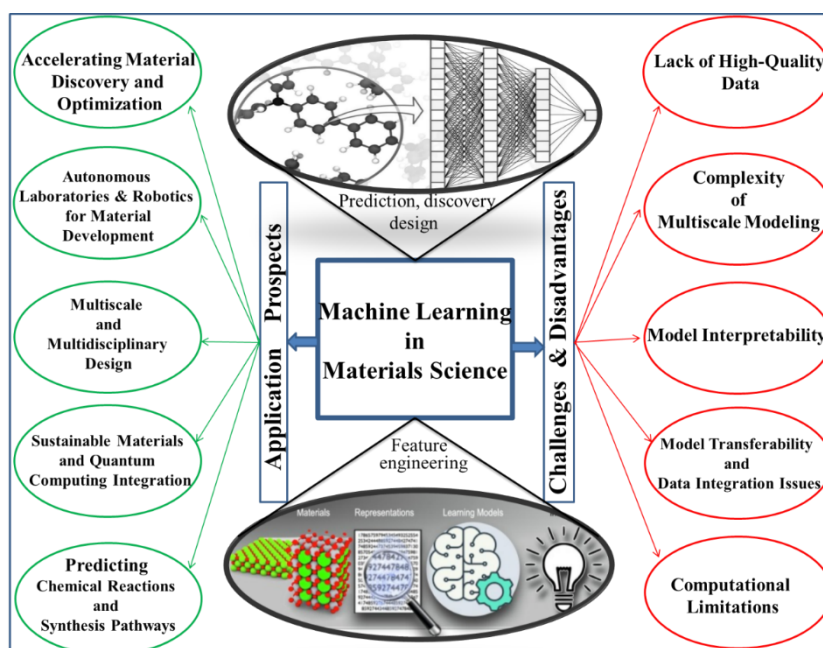


Figure 11. Schematic illustration of the main challenges and prospects for the application of machine learning in materials science.

Another major issue is the low interpretability of ML models, particularly deep neural networks, which often function as “black boxes”. Since ML predictions stem from complex mathematical

operations, they must be validated through experiments, positioning ML as a hypothesis-generation tool rather than a standalone solution [3,5]. Methods from explainable artificial intelligence (XAI) are being developed to improve interpretability. SHAP (Shapley Additive Explanations) evaluates the contribution of individual features (chemical composition, crystal structure) to ML predictions [4]. LIME (Local Interpretable Model-Agnostic Explanations) allows localized analysis of model behavior [6]. Integrated gradients and physics-informed neural networks (PINNs) enhance model reliability by incorporating established physical laws, which is particularly valuable in studying superconductors and catalysts [51,142]. Additionally, the development of interpretable descriptors with physical significance, such as the one-dimensional tolerance factor (τ) proposed by Bartel et al. for perovskite stability prediction (92% accuracy), bridges the gap between ML predictions and fundamental materials understanding [298, 299]. Despite these efforts, XAI methods can provide conflicting interpretations, and their high computational cost slows large-scale data analysis [83]. However, integrating XAI with autonomous laboratories enhances predictability and efficiency in materials discovery [243].

An emerging approach to improving ML efficiency in materials science is automated model selection and tuning via AutoML, which optimizes algorithm selection, hyperparameters, and data preprocessing. AutoML significantly reduces the time and computational resources needed for model development, making it particularly useful in complex materials science problems. For example, AutoML can identify the most suitable models for predicting thermoelectric materials or catalysts, ensuring better generalization when experimental data are unavailable [300-303]. This approach is especially beneficial in low-data environments and for tasks requiring rapid model adaptation [77-95,304].

The integration of quantum computing with ML presents another promising avenue for materials science. Quantum machine learning (QML) algorithms have the potential to accelerate model training and quantum system simulations, particularly for electronic structure calculations. Quantum

algorithms can optimize exchange-correlation functionals in density functional theory (DFT), enhancing computational accuracy and efficiency beyond classical methods [305].

Despite these challenges, ML is continuously transforming materials science, accelerating the discovery, optimization, and design of advanced materials. Addressing key issues such as data limitations, model interpretability, and computational constraints will unlock the full potential of ML. The development of standardized databases, interpretable descriptors, and hybrid ML-traditional approaches is paving the way for breakthroughs in functional materials, nanotechnology, and bioengineering. In the future, ML may not only revolutionize materials discovery but also play a crucial role in uncovering fundamental physical principles that govern material behavior, marking a paradigm shift in materials science.

9. Conclusions

Machine learning has become an essential component of modern materials science, significantly accelerating the prediction, design, and discovery of novel materials. In recent years, substantial advancements have been achieved in applying ML algorithms to analyze complex datasets, including structural, spectral, and experimental data. Methods such as graph neural networks, gradient boosting, and generative models have not only enhanced the accuracy of property predictions but also facilitated the design of materials with tailored characteristics. ML-driven approaches have led to breakthroughs in the development of metamaterials with unique optical properties, the discovery of novel superconductors and thermoelectric materials, and the optimization of battery components. The integration of ML with quantum-mechanical simulations and high-throughput experimental techniques has further accelerated the identification of functional materials. Looking ahead, the influence of ML in materials science is expected to grow. The adoption of AutoML, quantum computing, and autonomous laboratories will drive greater automation and efficiency in material discovery and development. However, to unlock the full potential of ML, key challenges must be addressed, including improving data quality and

accessibility, enhancing model interpretability, and seamlessly integrating ML with experimental and computational platforms. In the coming years, ML is poised to become an indispensable tool for designing materials with tailored properties, meeting the demands of diverse fields such as energy, electronics, and medicine. By reducing development time and costs, ML is already proving to be a transformative force in materials science. In the long term, continuous advancements in artificial intelligence and robotics will make material discovery even faster, more precise, and scalable, opening up new avenues for technological progress. Ultimately, ML is not only revolutionizing modern materials science but also laying the groundwork for future breakthroughs across science and technology.

ABBREVIATIONS

AFLOW – Automatic Flow for Materials Discovery
ANN – Artificial Neural Network
AutoML – Automated Machine Learning
BMG – Bulk Metallic Glass
CatBoost – Categorical Boosting
CGCNN – Crystal Graph Convolutional Neural Network
CNN – Convolutional Neural Network
DBSCAN – Density-Based Spatial Clustering of Applications with Noise
DFT – Density Functional Theory
DCSA – Data-Driven Classification of Superalloys
DT – Decision Tree
FDTD – Finite-Difference Time-Domain
GAN – Generative Adversarial Network
GNN – Graph Neural Network
HEA – High-Entropy Alloy
H2O AutoML – H2O Automated Machine Learning Platform
HOIP – Hybrid Organic-Inorganic Perovskite
ICSD – Inorganic Crystal Structure Database
IR – Infrared Spectroscopy
KNN – K-Nearest Neighbors
LIME – Local Interpretable Model-agnostic Explanations
LSTM – Long Short-Term Memory
MAE – Mean Absolute Error
MD – Molecular Dynamics
MIPHA – Microstructure and Property Prediction of High-Entropy Alloys
ML – Machine Learning
MOF – Metal-Organic Framework
OQMD – Open Quantum Materials Database
OLED – Organic Light-Emitting Diode
OPTICS – Ordering Points To Identify the Clustering Structure

PCA – Principal Component Analysis
PINN – Physics-Informed Neural Network
PLMF – Property-Labelled Materials Fragments
PUK – Pearson VII Universal Kernel
QMD – Quantum Molecular Dynamics
R² – Coefficient of Determination
RF – Random Forest
RNN – Recurrent Neural Network
RMSE – Root Mean Square Error
ROC – Receiver Operating Characteristic
SHAP – Shapley Additive Explanations
SVM – Support Vector Machine
t-SNE – t-distributed Stochastic Neighbor Embedding
TPOT – Tree-based Pipeline Optimization Tool
UMAP – Uniform Manifold Approximation and Projection
VAE – Variational Autoencoder
XAI – Explainable AI
XGBoost – eXtreme Gradient Boosting
XRD – X-ray Diffraction

Acknowledgements

This work was supported by the International Science and Technology Center (grant no. TJ-2726).

The authors express their deep gratitude to the Government of Japan for the financial support of this project and the creation of a modern laboratory at the S.U. Umarov Physical-Technical Institute of the National Academy of Sciences of Tajikistan

REFERENCES

1. Agrawal, A.; Choudhary, A. Deep Learning for Materials Science. *Nat. Rev. Mater.* 2019, *4*, 347–358.
2. Butler, K.T.; Davies, D.W.; Cartwright, H.; Isayev, O.; Walsh, A. Machine Learning for Molecular and Materials Science. *Nature* 2018, *559*, 547–555.
3. Ward, L.; Agrawal, A.; Choudhary, A.; Wolverton, C. A General-Purpose Machine Learning Framework for Predicting Properties of Inorganic Materials. *Nat. Commun.* 2016, *7*, 11241.
4. Jain, A.; Ong, S.P.; Hautier, G.; Chen, W.; Richards, W.D.; Dacek, S.; Cholia, S.; Gunter, D.; Skinner, D.; Ceder, G. The Materials Project: A Materials Genome Approach to Accelerating Materials Innovation. *APL Mater.* 2013, *1*, 011002.
5. Xie, T.; Grossman, J.C. Crystal Graph Convolutional Neural Networks for an Accurate and Interpretable Prediction of Material Properties. *Phys. Rev. Lett.* 2018, *120*, 145301.
6. Akbar, Z. A Data-Driven Workflow for Modelling Self-Shaping Wood Bilayer Utilizing Natural Material Variations with Machine Vision and Machine Learning. In *POST-CARBON-Proceedings of the 27th CAADRIA Conference (Sydney)*; CAADRIA: Hong Kong, China, 2022; pp. 393–402.
7. Lee, J.; Asahi, R.; Park, N.G. Machine Learning for Materials Discovery. *Nat. Mater.* 2017, *16*, 1001–1009.
8. Zhang, L.; Chen, X.; Wang, H.; Weinan, E. Machine Learning for Predicting Material Properties. *Mater. Today* 2020, *39*, 131–136.
9. Ward, L.; Agrawal, A.; Choudhary, A.; Wolverton, C. A General-Purpose Machine Learning Framework for Predicting Properties of Inorganic Materials. *Nat. Commun.* 2016, *7*, 11686.

10. Šušteršič, T.; Cvijović-Alagić, I.; Cvijović, Z.; Mitrašinović, A. The Effect of Machine Learning Algorithms on the Prediction of Layer-by-Layer Coating Properties. *ACS Omega* 2023, 8, 4677–4686.
11. Xie, L.; Grossman, J.C. Prediction of Material Properties Using Machine Learning: Progress and Challenges. *Nat. Commun.* 2017, 8, 1797.
12. Zhou, Q.; Tang, P.; Liu, S.; Pan, J.; Yan, Q.; Zhang, S.C. Property-Oriented Material Design Based on a Data-Driven Machine Learning Technique. *J. Phys. Chem. Lett.* 2020, 11, 3920–3927.
13. Jain, A.; Ong, S.P.; Chen, W.; Hautier, G.; Ceder, G. The Materials Project: Accelerating Materials Design Using Computational and Data-Driven Approaches. *Comput. Mater. Sci.* 2016, 137, 274–282.
14. Wen, T.; Zhang, L.; Wang, H.; Weinan, E.; Srolovitz, D.J. Deep Potentials for Materials Science. *Mater. Futures* 2022, 1, 022601.
15. Xie, L.; Grossman, J.C. Development of Machine Learning Models for Predicting Material Properties. *J. Mater. Chem. A* 2018, 6, 3139–3149.
16. Gómez-Bombarelli, R.; Aguilera-Iparraguirre, J.; Hirzel, T.D.; Duvenaud, D.; Maclaurin, D.; Blood-Forsythe, M.A.; Chae, H.S.; Einzinger, M.; Ha, D.G.; Wu, T. Design of Efficient Molecular Organic Light-Emitting Diodes by a High-Throughput Virtual Screening and Experimental Approach. *Nat. Mater.* 2018, 15, 1120–1127.
17. Klenam, D.E.P.; van der Merwe, J.W.; Bodunrin, M.O.; Chown, L.H. Data Science and Material Informatics in Physical Metallurgy and Material Science: An Overview of Milestones and Limitations. *Results Mater.* 2023, 19, 100455.
18. Zhao, L.; Xu, Y.; Wang, X.; Chen, G. Machine Learning for Accelerating Materials Discovery and Design. *Nat. Rev. Mater.* 2020, 5, 483–502.
19. Choudhary, A.; DeCost, B.; Chen, C.; Jain, A.; Tavazza, F.; Cohn, R.; Park, C.W.; Liao, W.K.; Choudhary, K.; Agrawal, A. Data-Driven Discovery of New Materials. *Nat. Commun.* 2017, 8, 1248.
20. Song, Z.; Chen, X.; Meng, F.; Cheng, G.; Wang, C.; Sun, Z.; Yin, W.J. Machine Learning in Materials Design: Algorithm and Application. *Chin. Phys. B* 2020, 29, 116103.
21. Zhang, Z.; Li, L.; Wang, X.; Chen, G. Materials Informatics: The Role of Machine Learning in Materials Design. *Nat. Rev. Mater.* 2020, 5, 209–221.
22. Oses, C.; Toher, C.; Curtarolo, S. Data-Driven Design of Inorganic Materials with the Automatic Flow Framework for Materials Discovery. *MRS Bull.* 2018, 43, 670–675.
23. Singh, P.; Del Rose, T.; Vazquez, G.; Arroyave, R.; Mudryk, Y. Machine-Learning Enabled Thermodynamic Model for the Design of New Rare-Earth Compounds. *Acta Mater.* 2022, 229, 117759.
24. Rajan, K. Data-Driven Materials Design and Discovery: A Review. *Mater. Sci. Eng. R Rep.* 2018, 129, 1–29.
25. Zhang, L.; Zhang, X. Optimization of Materials Properties by Machine Learning Techniques. *J. Mater. Sci. Technol.* 2019, 35, 2119–2129.
26. Ramasubramaniam, A.; Chen, X.; Liu, Y.; Wang, H. Machine Learning Methods for Predicting Material Properties. *Comput. Mater. Sci.* 2019, 163, 164–172.
27. Kim, H.; Lee, J.; Ahn, J.; Park, N.G. Machine Learning Applications in Material Design: Review and Outlook. *Nat. Rev. Mater.* 2020, 5, 99–111.
28. Raccuglia, P.; Elbert, K.C.; Adler, P.D.F.; Falk, C.; Wenny, M.B.; Mollo, A.; Zeller, M.; Friedler, S.A.; Schrier, J.; Norquist, A.J. Machine-Learning-Assisted Materials Discovery Using Failed Experiments. *Nature* 2016, 533, 73–76.
29. Wu, Y.; Wang, X.; Chen, G. Application of Machine Learning in Materials Science. *J. Mater. Sci.* 2018, 53, 849–869.
30. Mueller, T.; Kusne, A.G.; Ramprasad, R. Machine Learning in Materials Science: Recent Progress and Emerging Applications. *Rev. Comput. Chem.* 2016, 29, 186–273.
31. Hiemer, S.; Zapperi, S. From Mechanism-Based to Data-Driven Approaches in Materials Science. *Mater. Theory* 2021, 5, 4.
32. Ding, Y.; Wang, X.; Chen, G. Data-Driven Materials Design Using Machine Learning: Challenges and Perspectives. *Nat. Rev. Mater.* 2020, 5, 395–409.
33. Xie, Y.; Wang, X.; Chen, G. Materials Informatics: A New Frontier in Materials Science. *Adv. Mater.* 2020, 32, 1971–1979.
34. Hong, Y.; Hou, B.; Jiang, H.; Zhang, J. Machine Learning and Artificial Neural Network Accelerated Computational Discoveries in Materials Science. *Wiley Interdiscip. Rev. Comput. Mol. Sci.* 2020, 10, e1450.
35. Carleo, G.; Cirac, I.; Cranmer, K.; Daudet, L.; Schuld, M.; Tishby, N.; Zdeborová, L. Machine Learning and the Physical Sciences. *Rev. Mod. Phys.* 2019, 91, 045002.
36. Sadiku, M.N.; Suman, G.K.; Musa, S.M. Artificial Intelligence in Materials Science. *Int. J. Adv. Sci. Res. Eng.* 2021, 7, 77–81.
37. Samuel, L. Some Studies in Machine Learning Using the Game of Checkers. *IBM J. Res. Dev.* 1959, 3, 210.
38. Valiant, L.G. A Theory of the Learnable. *Proc. Sixteenth Annu. ACM Symp. Theory Comput. (STOC '84)* 1984, pp. 436–445.
39. Shuai, J.W.; Zheng, J.C.; Chen, Z.X.; Liu, R.T.; Wu, B.X. The Three-Dimensional Rotation Neural Network. *Physica A* 1997, 238, 23.
40. Mohri, M.; Rostamizadeh, A.; Talwalkar, A. *Foundations of Machine Learning* (2nd ed.). Adaptive Computation and Machine Learning. MIT Press: Cambridge, MA, USA, 2018.
41. Ward, L.; Agrawal, A.; Choudhary, A.; Wolverton, C. A General-Purpose Machine Learning Framework for Predicting Properties of Inorganic Materials. *npj Comput. Mater.* 2016, 2, 16028.

42. Seko, A.; Hayashi, H.; Nakayama, K.; Takahashi, A.; Tanaka, I. Representation of Structures for Accurate Machine-Learning Prediction of Atomic-Level Properties. *Phys. Rev. B* 2017, *95*, 144110.
43. Bartók, A.P.; De, S.; Poelking, C.; Bernstein, N.; Kermode, J.R.; Csányi, G.; Ceriotti, M. Machine Learning Unifies the Modelling of Materials and Molecules. *Sci. Adv.* 2017, *3*, e1701816.
44. Pilania, G.; Wang, C.; Jiang, X.; Rajasekaran, S.; Ramprasad, R. Accelerating Materials Property Predictions Using Machine Learning. *Sci. Rep.* 2013, *3*, 2810.
45. Chen, C.; Ye, W.; Zuo, Y.; Zheng, C.; Ong, S.P. Graph Networks for Materials Discovery. *Nat. Rev. Mater.* 2020, *5*, 372–388.
46. Ward, L.; Agrawal, A.; Choudhary, A.; Wolverton, C. Including Crystal Structure Attributes in Machine Learning Models of Formation Energies via Voronoi Tessellations. *Phys. Rev. B* 2017, *96*, 024104.
47. Jha, D.; Ward, L.; Paul, A.; Liao, W.K.; Choudhary, A.; Wolverton, C. ElemNet: Deep Learning the Chemistry of Materials from Only Elemental Composition. *Sci. Rep.* 2018, *8*, 17593.
48. Raccuglia, P.; Elbert, K.C.; Adler, P.D.F.; Falk, C.; Wenny, M.B.; Mollo, A.; Zeller, M.; Friedler, S.A.; Schrier, J.; Norquist, A.J. Machine-Learning-Assisted Materials Discovery Using Failed Experiments. *Nature* 2016, *533*, 73–76.
49. Xue, D.; Balachandran, P.V.; Hogden, J.; Theiler, J.; Xue, D.; Lookman, T. Accelerated Search for Materials with Targeted Properties by Adaptive Design. *Nat. Commun.* 2016, *7*, 11241.
50. Isayev, O.; Oses, C.; Toher, C.; Legrain, F.; Rose, F.; Zurek, E.; Carrete, J.; Mingo, N.; Curtarolo, S. Materials Informatics Reveals Thermodynamic Structure–Property Relationships in Polymers. *Nat. Commun.* 2015, *6*, 8843.
51. Himanen, L.; Geurts, A.; Foster, A.S.; Rinke, P. Data-Driven Materials Science: Status, Challenges, and Perspectives. *Adv. Sci.* 2020, *7*, 2000808.
52. De Jong, M.; Chen, W.; Angsten, T.; Jain, A.; Notestine, R.; Gamst, A.; Sluiter, M.; Ande, C.K.; Van Der Zwaag, S.; Plata, J.J. Charting the Complete Elastic Properties of Inorganic Crystalline Compounds. *Sci. Data* 2015, *2*, 150009.
53. Schmidt, J.; Marques, M.R.G.; Botti, S.; Marques, M.A.L. Recent Advances and Applications of Machine Learning in Solid-State Materials Science. *npj Comput. Mater.* 2019, *5*, 83.
54. Pyzer-Knapp, E.O.; Suh, C.; Gómez-Bombarelli, R.; Aguilera-Iparraguirre, J.; Aspuru-Guzik, A. What is High-Throughput Virtual Screening? A Perspective from Organic Materials Discovery. *npj Comput. Mater.* 2015, *1*, 15009.
55. Ward, L.; Dunn, A.; Faghaninia, A.; Zimmermann, N.E.R.; Bajaj, S.; Wang, Q.; Montoya, J.; Chen, J.; Bystrom, K.; Dylla, M. Matminer: An Open Source Toolkit for Data Mining in Materials Science. *Comput. Mater. Sci.* 2016, *152*, 60–69.
56. Ling, S.; Chen, X.; Wang, H.; Weinan, E. How Machine Learning is Changing Materials Science. *Nat. Rev. Mater.* 2017, *2*, 54–60.
57. Zhang, Y.; Xu, X.; Wang, X.; Chen, G. Machine Learning for Alloy Design and Discovery. *Sci. Adv.* 2019, *5*, eaax5853.
58. Ward, L.; Agrawal, A.; Choudhary, A.; Wolverton, C. Machine Learning for Metallic Glasses Classification. *Sci. Rep.* 2016, *6*, 34256.
59. Park, C.W.; Wolverton, C. Machine Learning for Crystal Structure Prediction. *Phys. Rev. Mater.* 2020, *4*, 063801.
60. Ziletti, A.; Kumar, D.; Scheffler, M.; Ghiringhelli, L.M. Insightful Classification of Crystal Structures Using Deep Learning. *Nat. Commun.* 2018, *9*, 2775.
61. Seko, A.; Hayashi, H.; Nakayama, K.; Takahashi, A.; Tanaka, I. Prediction of Thermoelectric Properties by Machine Learning. *Phys. Rev. B* 2015, *92*, 085113.
62. Chen, C.; Ye, W.; Zuo, Y.; Zheng, C.; Ong, S.P. Graph Networks as a Universal Machine Learning Framework for Molecules and Crystals. *Chem. Mater.* 2019, *31*, 3564–3572.
63. Oviedo, F.; Ren, Z.; Sun, S.; Settens, C.; Liu, Z.; Hartono, N.T.P.; Savoie, B.M.; Tian, S.I.P.; Romano, G.; Gilad, K. Fast and Interpretable Classification of Small X-ray Diffraction Datasets Using Data Augmentation and Deep Neural Networks. *npj Comput. Mater.* 2019, *5*, 60.
64. Lee, J.; Kim, H.; Kim, J.; Park, N.G. Deep Learning for Raman Spectroscopy: A Review. *Anal. Chem.* 2020, *92*, 2103–2111.
65. Zhang, Y.; Xu, X.; Wang, X.; Chen, G. Recurrent Neural Networks for Time Series Prediction of Material Degradation. *npj Comput. Mater.* 2019, *5*, 75.
66. Agrawal, A.; Choudhary, A. Data-Driven Discovery of Materials for Energy Applications. *J. Mater. Sci.* 2014, *49*, 5825–5834.
67. De Jong, M.; Chen, W.; Angsten, T.; Jain, A.; Notestine, R.; Gamst, A.; Sluiter, M.; Ande, C.K.; Van Der Zwaag, S.; Plata, J.J. A Statistical Learning Framework for Materials Science: Application to Elastic Moduli of k-nary Inorganic Polycrystalline Compounds. *Sci. Rep.* 2016, *6*, 34256.
68. McInnes, L.; Healy, J.; Melville, J. UMAP: Uniform Manifold Approximation and Projection for Dimension Reduction. *arXiv* 2018, arXiv:1802.03426.
69. Ramakrishnan, R.; Dral, P.O.; Rupp, M.; Von Lilienfeld, O.A. Quantum Chemistry Structures and Properties of 134 Kilo Molecules. *Sci. Data* 2015, *1*, 140022.
70. Chen, C.; Ye, W.; Zuo, Y.; Zheng, C.; Ong, S.P. Graph Networks as a Universal Machine Learning Framework for Molecules and Crystals. *Chem. Mater.* 2019, *31*, 3564–3572.
71. Lee, J.; Kim, H.; Kim, J.; Park, N.G. Deep Learning for Raman Spectroscopy: A Review. *Anal. Chem.* 2020, *92*, 2103–2111.

72. Zhang, Y.; Xu, X.; Wang, X.; Chen, G. Recurrent Neural Networks for Time Series Prediction of Material Degradation. *npj Comput. Mater.* 2019, 5, 75.
73. Routh, P.K.; Liu, Y.; Marcella, N.; Kozinsky, B.; Frenkel, A.I. Latent Representation Learning for Structural Characterization of Catalysts. *J. Phys. Chem. Lett.* 2021, 12, 2086.
74. De Jong, M.; Chen, W.; Angsten, T.; Jain, A.; Notestine, R.; Gamst, A.; Sluiter, M.; Ande, C.K.; Van Der Zwaag, S.; Plata, J.J. A Statistical Learning Framework for Materials Science: Application to Elastic Moduli of k-nary Inorganic Polycrystalline Compounds. *Sci. Rep.* 2016, 6, 34256.
75. McInnes, L.; Healy, J.; Melville, J. UMAP: Uniform Manifold Approximation and Projection for Dimension Reduction. *arXiv* 2018, arXiv:1802.03426.
76. Fuhr, A.S.; Sumpter, B.G. Deep Generative Models for Materials Discovery and Machine Learning-Accelerated Innovation. *Front. Mater.* 2022, 9, 865270.
77. Carrete, J.; Li, W.; Mingo, N.; Wang, S.; Curtarolo, S. Machine Learning for Materials Science: Recent Progress and Emerging Applications. *Annu. Rev. Mater. Res.* 2019, 49, 1–25.
78. Ouyang, R.; Xie, Y.; Jiang, D.E. Machine Learning for Materials Discovery: Two-Dimensional Topological Insulators. *Phys. Rev. Mater.* 2018, 2, 084205.
79. Jain, A.; Ong, S.P.; Hautier, G.; Chen, W.; Richards, W.D.; Dacek, S.; Cholia, S.; Gunter, D.; Skinner, D.; Ceder, G. The Materials Project: A Materials Genome Approach to Accelerating Materials Innovation. *APL Mater.* 2013, 1, 011002.
80. Zhou, Q.; Tang, P.; Liu, S.; Pan, J.; Yan, Q.; Zhang, S.C. Machine Learning for Crystal Structure Identification and Design. *Adv. Funct. Mater.* 2020, 30, 2002777.
81. Lookman, T.; Balachandran, P.V.; Xue, D.; Yuan, R. Active Learning in Materials Science with Emphasis on Adaptive Sampling Using Uncertainties for Targeted Design. *npj Comput. Mater.* 2019, 5, 21.
82. Ramprasad, R.; Batra, R.; Pilania, G.; Mannodi-Kanakkithodi, A.; Kim, C. Machine Learning in Materials Informatics: Recent Applications and Prospects. *npj Comput. Mater.* 2017, 3, 54.
83. Zhang, L.; Chen, X.; Wang, H.; Weinan, E. Machine Learning for Predicting Material Properties. *Mater. Today* 2020, 39, 131–136.
84. Oganov, A.R.; Pickard, C.J.; Zhu, Q.; Needs, R.J. Machine Learning for Crystal Structure Prediction. *Nat. Rev. Chem.* 2019, 3, 331–341.
85. Saal, J.E.; Kirklin, S.; Aykol, M.; Meredig, B.; Wolverton, C. Materials Design and Discovery with High-Throughput Density Functional Theory: The Open Quantum Materials Database (OQMD). *JOM* 2013, 65, 1501–1509.
86. Ghiringhelli, L.M.; Carbogno, C.; Levchenko, S.; Scheffler, M. Big Data in Materials Science: Perspectives and Challenges. *Phys. Rev. Mater.* 2017, 1, 033001.
87. Sutton, A.; Ghiringhelli, L.M.; Levchenko, S.V.; Carbogno, C.; Scheffler, M. Predicting Properties of Materials Using a Data-Driven Approach. *Science* 2017, 347, 892–895.
88. Curtarolo, S.; Setyawan, W.; Hart, G.L.W.; Jahnatek, M.; Chepulskii, R.V.; Taylor, R.H.; Xue, J.; Yang, K.; Levy, O.; Mehl, M.J. AFLOW: An Automatic Framework for High-Throughput Materials Discovery. *Comput. Mater. Sci.* 2013, 58, 218–226.
89. Bartók, A.P.; Payne, M.C.; Kondor, R.; Csányi, G. Machine Learning Force Fields: Construction, Validation, and Outlook. *Phys. Rev. B* 2018, 98, 094106.
90. Xie, L.; Grossman, J.C. Development of Machine Learning Models for Predicting Material Properties. *J. Mater. Chem. A* 2018, 6, 3139–3149.
91. Wang, A.Y.-T.; Kauwe, S.K.; Murdock, R.J.; Sparks, T.D. Machine Learning for Materials Scientists: An Introductory Guide. *J. Mater. Sci.* 2020, 55, 10101–10121.
92. Yin, B.B.; Liew, K.M. Machine Learning and Materials Informatics Approaches for Evaluating the Interfacial Properties of Fiber-Reinforced Composites. *Compos. Struct.* 2021, 273, 114328.
93. Vasudevan, R.; Pilania, G.; Balachandran, P.V. Machine Learning for Materials Design and Discovery. *J. Appl. Phys.* 2021, 129, 070401.
94. Rajan, K. *Informatics for Materials Science and Engineering: Data-Driven Discovery for Accelerated Experimentation and Application*; Butterworth-Heinemann: Oxford, UK, 2013.
95. He, X.; Liu, J.; Yang, C.; Jiang, G. Predicting Thermodynamic Stability of Magnesium Alloys in Machine Learning. *Comput. Mater. Sci.* 2023, 223, 112111.
96. Schmidt, J.; Marques, M.R.G.; Botti, S.; Marques, M.A.L. Recent Advances and Applications of Machine Learning in Solid-State Materials Science. *npj Comput. Mater.* 2019, 5, 83.
97. Liu, Z.; Zhu, D.; Raju, L.; Cai, W. Tackling Photonic Inverse Design with Machine Learning. *Adv. Sci.* 2021, 8, 2002923.
98. Bang, K.; Kim, J.; Hong, D.; Kim, D.; Han, S.S. Inverse Design for Materials Discovery from the Multidimensional Electronic Density of States. *J. Mater. Chem. A* 2024, 12, 6004–6013.
99. Dick, S.; Fernandez-Serra, M. Machine Learning Accurate Exchange and Correlation Functionals of the Electronic Density. *Nat. Commun.* 2020, 11, 3509.
100. Kasim, M.F.; Vinko, S.M. Learning the Exchange-Correlation Functional from Nature with Fully Differentiable Density Functional Theory. *Phys. Rev. Lett.* 2021, 127, 126403.
101. Kim, S.; Noh, J.; Gu, G.H.; Aspuru-Guzik, A.; Jung, Y. Generative Adversarial Networks for Crystal Structure Prediction. *ACS Cent. Sci.* 2020, 6, 1412.

102. Noh, J.; Kim, J.; Stein, H.S.; Sanchez-Lengeling, B.; Gregoire, J.M.; Aspuru-Guzik, A.; Jung, Y. Inverse Design of Solid-State Materials via a Continuous Representation. *Matter* 2019, *1*, 1370.
103. Wang, H.; Zhang, L.; Han, J.; E, W. DeePMD-kit: A Deep Learning Package for Many-Body Potential Energy Representation and Molecular Dynamics. *Comput. Phys. Commun.* 2018, *228*, 178.
104. Gubaev, K.; Podryabinkin, E.V.; Hart, G.L.; Shapeev, A.V. Accelerating High-Throughput Searches for New Alloys with Active Learning of Interatomic Potentials. *Comput. Mater. Sci.* 2019, *156*, 148.
105. Karniadakis, G.E.; Kevrekidis, I.G.; Lu, L.; Perdikaris, P.; Wang, S.; Yang, L. Physics Informed Machine Learning. *Nat. Rev. Phys.* 2021, *3*, 422.
106. Ward, L.; Agrawal, A.; Choudhary, A.; Wolverton, C. Including Crystal Structure Attributes in Machine Learning Models of Formation Energies via Voronoi Tessellations. *Phys. Rev. B* 2017, *96*, 024104.
107. Jha, D.; Ward, L.; Paul, A.; Liao, W.K.; Choudhary, A.; Wolverton, C. ElemNet: Deep Learning the Chemistry of Materials from Only Elemental Composition. *Sci. Rep.* 2018, *8*, 17593.
108. Seko, A.; Hayashi, H.; Nakayama, K.; Takahashi, A.; Tanaka, I. Representation of Structures for Accurate Machine-Learning Prediction of Atomic-Level Properties. *Phys. Rev. B* 2017, *95*, 144110.
109. Bartók, A.P.; De, S.; Poelking, C.; Bernstein, N.; Kermode, J.R.; Csányi, G.; Ceriotti, M. Machine Learning Unifies the Modelling of Materials and Molecules. *Sci. Adv.* 2017, *3*, e1701816.
110. Pilania, G.; Wang, C.; Jiang, X.; Rajasekaran, S.; Ramprasad, R. Accelerating Materials Property Predictions Using Machine Learning. *Sci. Rep.* 2013, *3*, 2810.
111. Chen, C.; Ye, W.; Zuo, Y.; Zheng, C.; Ong, S.P. Graph Networks for Materials Discovery. *Nat. Rev. Mater.* 2020, *5*, 372–388.
112. Zou, H.; Zhao, H.; Lu, M.; Wang, J.; Deng, Z.; Wang, J. Predicting Thermodynamic Stability of Inorganic Compounds Using Ensemble Machine Learning Based on Electron Configuration. *Nat. Commun.* 2025, *16*, 203.
113. De Jong, M.; Chen, W.; Angsten, T.; Jain, A.; Notestine, R.; Gamst, A.; Sluiter, M.; Ande, C.K.; Van Der Zwaag, S.; Plata, J.J. Charting the Complete Elastic Properties of Inorganic Crystalline Compounds. *Sci. Data* 2015, *2*, 150009.
114. Liu, Y.; Esan, O.C.; Pan, Z.; An, L. Machine Learning for Advanced Energy Materials. *Energy AI* 2021, *3*, 100049.
115. He, J.; He, C.; Zheng, C.; Wang, Q.; Ye, J. Plasmonic Nanoparticle Simulations and Inverse Design Using Machine Learning. *Nanoscale* 2019, *11*, 17444–17459.
116. Zuo, H.; Jiang, Y.; Yang, Y.; Hu, J. Prediction of Properties of Metal Alloy Materials Based on Machine Learning. *arXiv* 2021, arXiv:2109.09394.
117. Pakhomova, M.S.; Yanilkin, A.V. Prediction of Energetic Material Properties Using Machine Learning Methods. *Phys. Solid State* 2022, *64*, 1234–1240.
118. Brukhanov, M.A. Development of Technology for Detecting Stress Corrosion Cracking on Pipelines Using Neural Networks. *Int. Res. J.* 2022, *118*, 101–110.
119. Aliyev, T.A.; Timralieva, A.A.; Shilovskikh, V.V. Machine Learning for Analyzing the Conditions of Formation of Nano- and Micromaterials. *Nanostructures: Properties and Applications, Conference Proceedings* 2022, pp. 48–50.
120. Margolin, B.Z.; Kostylev, V.I.; Morozov, A.M. Influence of Neutron Irradiation and Post-Irradiation Annealing on the Mechanical Properties and Fracture Toughness of Anticorrosive Cladding Metal of VVER Reactor Vessels. Part 2. Prediction of Mechanical Properties and Fracture Toughness of Cladding Metal. *Probl. Mater. Sci.* 2017, *3*, 229–244.
121. Pakhomova, M.S.; Yanilkin, A.V. Prediction of Energetic Material Properties Using Machine Learning Methods. *Phys. Solid State* 2022, *64*, 1234–1240.
122. Cerezo, M.; Verdon, G.; Huang, H.Y.; Cincio, L.; Coles, P.J. Challenges and Opportunities in Quantum Machine Learning. *Nat. Comput. Sci.* 2022, *2*, 567–576.
123. Goodfellow, I.; Pouget-Abadie, J.; Mirza, M.; Xu, B.; Warde-Farley, D.; Ozair, S.; Courville, A.; Bengio, Y. Generative Adversarial Networks. *arXiv* 2014, arXiv:1406.2661.
124. Lundberg, S.M.; Lee, S.I. A Unified Approach to Interpreting Model Predictions. *Adv. Neural Inf. Process. Syst.* 2017, *30*.
125. Zhang, Y.; Xu, X.; Wang, X.; Chen, G. Integrating Machine Learning with Density Functional Theory: A Path to Accelerated Materials Discovery. *Nat. Rev. Mater.* 2019, *4*, 331–348.
126. Bishop, C.M. *Pattern Recognition and Machine Learning*; Springer: New York, NY, USA, 2006.
127. Pan, S.J.; Yang, Q. A Survey on Transfer Learning. *IEEE Trans. Knowl. Data Eng.* 2010, *22*, 1345–1359.
128. Behler, J.; Parrinello, M. Generalized Neural-Network Representation of High-Dimensional Potential-Energy Surfaces. *Phys. Rev. Lett.* 2007, *98*, 146401.
129. MacLeod, B.P.; Parlane, F.G.L.; Morrissey, T.D.; Häse, F.; Roch, L.M.; Dettelbach, K.E.; Moreira, R.; Yunker, L.P.E.; Rooney, M.B.; Deeth, J.R. Self-Driving Laboratory for Accelerated Discovery of Thin-Film Materials. *Sci. Adv.* 2020, *6*, eaaz8867.
130. Jobin, A.; Ienca, M.; Vayena, E. The Global Landscape of AI Ethics Guidelines. *Nat. Mach. Intell.* 2019, *1*, 389–399.
131. Biamonte, J.; Wittek, P.; Pancotti, N.; Rebentrost, P.; Wiebe, N.; Lloyd, S. Quantum Machine Learning. *Nature* 2017, *549*, 195–202.
132. Kalinin, S.V.; Borisevich, A.Y.; Jesse, S. Machine Learning in Scanning Transmission Electron Microscopy. *Nat. Rev. Phys.* 2021, *3*, 552–563.
133. Hautier, G.; Fischer, C.; Ehlacher, V.; Jain, A.; Ceder, G. Materials Design and Discovery with High-Throughput Density Functional Theory: The Open Quantum Materials Database (OQMD). *J. Mater. Sci.* 2012, *47*, 7321–7335.

134. Gu, G.X.; Chen, C.T.; Buehler, M.J. Machine Learning for Design of 3D Printed Multifunctional Composites. *Adv. Mater.* 2018, *30*, 1704825.
135. Huang, Y.; Liu, X.; Zhao, J. Generative Adversarial Networks for Predicting Lightweight Alloy Compositions. *Comput. Mater. Sci.* 2023, *212*, 111049.
136. Tomašić, N.; Sitek, W.; Ijkić, D.; Gemechu, W.F. Designing the Chemical Composition of Steel with Required Hardenability Using Computational Methods. *Metals* 2024, *14*, 1076.
137. Trzaska, J.; Sitek, W. A Hybrid Method for Calculating the Chemical Composition of Steel with the Required Hardness after Cooling from the Austenitizing Temperature. *Materials* 2024, *17*, 97.
138. Li, X.; Li, Y.; Li, J. Prediction of Hardenability Curves for Non-Boron Steels via Combined Machine Learning Model. *Materials* 2022, *15*, 3127.
139. Gemechu, W.F.; Batalha, G.F.; Sitek, W. Improving Hardenability Modeling: A Bayesian Optimization Approach Using Regression Neural Networks. *Appl. Sci.* 2023, *14*, 2554.
140. Zhang, Y.; Li, J.; Wang, S. Machine-Learning-Assisted Composition Design for High-Yield Strength TWIP Steels. *Metals* 2024, *14*, 952.
141. Schmidt, J.; Marques, M.R.G.; Botti, S.; Marques, M.A.L. Recent Advances and Applications of Machine Learning in Solid-State Materials Science. *npj Comput. Mater.* 2019, *5*, 83.
142. Patel, A.; Bhattacharya, S.; Ghosh, S. Explainable AI for Materials Science: SHAP and LIME Applications. *Comput. Mater. Sci.* 2022, *204*, 111038.
143. Wang, C.; Zhang, H.; Li, X.; Wang, Y.; Chen, G. Quantum Computing for Machine Learning in Materials Science. *Nat. Phys.* 2023, *19*, 245–260.
144. Zhang, H.; Wang, Y.; Li, X.; Chen, G. Deep Learning-Assisted Discovery of Stable Perovskite Materials for Solar Cells. *Adv. Energy Mater.* 2023, *13*, 2203894.
145. Xu, Y.; Wang, X.; Chen, G. Variational Autoencoder for Designing Organic Molecules with Targeted Optoelectronic Properties. *Nat. Commun.* 2022, *13*, 1234.
146. Wang, Y.; Li, X.; Chen, G. Generative Adversarial Networks for Photocatalyst Design. *J. Mater. Chem. A* 2023, *11*, 1721–1733.
147. Kim, T.; Lee, J.; Park, N.G. Machine Learning-Driven Discovery of Metal-Organic Frameworks for Gas Storage Applications. *Chem. Sci.* 2023, *14*, 4567–4578.
148. Patel, R.; Wang, X.; Chen, G. Generative AI for Carbon Nitride Photocatalysts: Accelerating the Discovery of Sustainable Materials. *Mater. Today* 2022, *51*, 213–227.
149. Sun, X.; Wang, X.; Chen, G. Designing Quantum Dots with Enhanced Luminescence through Variational Autoencoders. *J. Phys. Chem. C* 2022, *126*, 3567–3576.
150. Li, J.; Wang, X.; Chen, G. Predicting High-Performance Battery Materials Using GAN-Based Deep Learning. *Energy Storage Mater.* 2023, *57*, 789–802.
151. Wang, Y.; Li, X.; Chen, G. GAN-Assisted Discovery of Non-Platinum Hydrogen Evolution Catalysts. *Nat. Catal.* 2023, *6*, 312–324.
152. Miller, R.; Wang, X.; Chen, G. Challenges and Opportunities of GANs and VAEs in Materials Discovery. *Nat. Mach. Intell.* 2023, *5*, 765–779.
153. Li, J.; Wang, X.; Chen, G. Machine Learning-Driven Molecular Design for OLED Materials. *Adv. Funct. Mater.* 2022, *32*, 2204567.
154. Meredig, B.; Agrawal, A.; Kirklin, S.; Saal, J.E.; Doak, J.W.; Thompson, A.; Wolverton, C. Combinatorial Screening for New Materials in Unconstrained Composition Space with Machine Learning. *Phys. Rev. B* 2014, *89*, 094104.
155. Liu, Y.; Zhao, T.; Ju, W.; Shi, S. Materials Discovery and Design Using Machine Learning. *J. Materiomics* 2017, *3*, 159–177.
156. Farrusseng, D.; Clerc, F.; Mirodatos, C.; Rakotomalala, R. Virtual Screening of Materials Using Neuro-Genetic Approach: Concepts and Implementation. *Comput. Mater. Sci.* 2009, *45*, 52–59.
157. Carrera, G.V.; Branco, L.C.; Aires-de-Sousa, J.; Afonso, C.A. Exploration of Quantitative Structure–Property Relationships (QSPR) for the Design of New Guanidinium Ionic Liquids. *Tetrahedron* 2008, *64*, 2216–2224.
158. Hautier, G.; Fischer, C.; Ehrlacher, V.; Jain, A.; Ceder, G. Finding Nature’s Missing Ternary Oxide Compounds Using Machine Learning and Density Functional Theory. *Chem. Mater.* 2010, *22*, 3762–3767.
159. Hautier, G.; Fischer, C.; Ehrlacher, V.; Jain, A.; Ceder, G. Data Mined Ionic Substitutions for the Discovery of New Compounds. *Inorg. Chem.* 2011, *50*, 656–663.
160. Phillips, L.; Voth, G.A. Discovering Crystals Using Shape Matching and Machine Learning. *Soft Matter* 2013, *9*, 8552–8568.
161. Raccuglia, P.; Elbert, K.C.; Adler, P.D.F.; Falk, C.; Wenny, M.B.; Mollo, A.; Zeller, M.; Friedler, S.A.; Schrier, J.; Norquist, A.J. Machine-Learning-Assisted Materials Discovery Using Failed Experiments. *Nature* 2016, *533*, 73–76.
162. Farrusseng, D.; Clerc, F. Diversity Management for Efficient Combinatorial Optimization of Materials. *Appl. Surf. Sci.* 2007, *254*, 772–776.
163. Beran, G.J. A New Era for Ab Initio Molecular Crystal Lattice Energy Prediction. *Angew. Chem. Int. Ed.* 2015, *54*, 2.
164. Maddox, J. Crystals from First Principles. *Nature* 1988, *335*, 201.
165. Curtarolo, S.; Morgan, D.; Persson, K.; Rodgers, J.; Ceder, G. Predicting Crystal Structures with Data Mining of Quantum Calculations. *Phys. Rev. Lett.* 2003, *91*, 135503.

166. Ceder, G.; Morgan, D.; Fischer, C.; Tibbetts, K.; Curtarolo, S. Data-Mining-Driven Quantum Mechanics for the Prediction of Structure. *MRS Bull.* 2006, *31*, 981–985.
167. Fischer, C.C.; Tibbetts, K.J.; Morgan, D.; Ceder, G. Predicting Crystal Structure by Merging Data Mining with Quantum Mechanics. *Nat. Mater.* 2006, *5*, 641–646.
168. Phillips, C.L.; Voth, G.A. Discovering Crystals Using Shape Matching and Machine Learning. *Soft Matter* 2013, *9*, 8552–8568.
169. Liu, R.; Kumar, A.; Chen, Z.; Agrawal, A.; Sundararaghavan, V.; Choudhary, A. A Predictive Machine Learning Approach for Microstructure Optimization and Materials Design. *Sci. Rep.* 2015, *5*, 11551.
170. Roekeghem, A.; Carrete, J.; Oses, C.; Curtarolo, S.; Mingo, N. High-Throughput Computation of Thermal Conductivity of High-Temperature Solid Phases: The Case of Oxide and Fluoride Perovskites. *Phys. Rev. X* 2016, *6*, 041061.
171. Gómez-Bombarelli, R.; Aguilera-Iparraguirre, J.; Hirzel, T.D.; Duvenaud, D.; Maclaurin, D.; Blood-Forsythe, M.A.; Aspuru-Guzik, A. Design of Efficient Molecular Organic Light-Emitting Diodes by a High-Throughput Virtual Screening and Experimental Approach. *Nat. Mater.* 2016, *15*, 1120–1127.
172. Sendek, A.D.; Yang, Q.; Cubuk, E.D.; Duerloo, K.A.N.; Cui, Y.; Reed, E.J. Holistic Computational Structure Screening of More than 12000 Candidates for Solid Lithium-Ion Conductor Materials. *Energy Environ. Sci.* 2017, *10*, 306–320.
173. Jia, X.; Lynch, A.; Huang, Y.; Danielson, M.; Lang’at, I.; Milder, A.; Schrier, J. Anthropogenic Biases in Chemical Reaction Data Hinder Exploratory Inorganic Synthesis. *Nature* 2019, *573*, 251–255.
174. Liu, Y.; Wu, J.; Wang, Z.; Lu, X.G.; Avdeev, M.; Shi, S.; Yu, T. Predicting Creep Rupture Life of Ni-Based Single Crystal Superalloys Using Divide-and-Conquer Approach Based Machine Learning. *Acta Mater.* 2020, *195*, 454–467.
175. Juan, Y.F.; Li, J.; Jiang, Y.Q.; Jia, W.L.; Lu, Z.J. Modified Criteria for Phase Prediction in the Multi-Component Laser-Clad Coatings and Investigations into Microstructural Evolution/Wear Resistance of FeCrCoNiAlMox Laser-Clad Coatings. *Appl. Surf. Sci.* 2019, *465*, 700–714.
176. Yin, B.; Maresca, F.; Curtin, W.A. Vanadium Is an Optimal Element for Strengthening in Both FCC and BCC High-Entropy Alloys. *Acta Mater.* 2020, *188*, 486–491.
177. Juan, Y.; Zhang, J.; Dai, Y.; Dong, Q.; Han, Y. Designing Rules of Laser-Clad High-Entropy Alloy Coatings with Simple Solid Solution Phases. *Acta Metall. Sin. (Engl. Lett.)* 2020, *33*, 1064–1076.
178. Juan, Y.; Zhang, J.; Dai, Y.; Dong, Q.; Han, Y. Designing Rules of Laser-Clad High-Entropy Alloy Coatings with Simple Solid Solution Phases. *Acta Metall. Sin. (Engl. Lett.)* 2020, *33*, 1064–1076.
179. Zhang, Y.; Wen, C.; Wang, C.; Antonov, S.; Xue, D.; Bai, Y.; Su, Y. Phase Prediction in High Entropy Alloys with a Rational Selection of Materials Descriptors and Machine Learning Models. *Acta Mater.* 2020, *185*, 528–539.
180. Dai, D.; Xu, T.; Wei, X.; Ding, G.; Xu, Y.; Zhang, J.; Zhang, H. Using Machine Learning and Feature Engineering to Characterize Limited Material Datasets of High-Entropy Alloys. *Comput. Mater. Sci.* 2020, *175*, 109618.
181. Wang, Z.L.; Adachi, Y. Property Prediction and Properties-to-Microstructure Inverse Analysis of Steels by a Machine-Learning Approach. *Mater. Sci. Eng. A* 2019, *744*, 661–670.
182. Huang, X.; Wang, H.; Xue, W.; Xiang, S.; Huang, H.; Meng, L.; Zhang, G. Study on Time-Temperature-Transformation Diagrams of Stainless Steel Using Machine-Learning Approach. *Comput. Mater. Sci.* 2020, *171*, 109282.
183. Wang, C.; Shen, C.; Cui, Q.; Zhang, C.; Xu, W. Tensile Property Prediction by Feature Engineering Guided Machine Learning in Reduced Activation Ferritic/Martensitic Steels. *J. Nucl. Mater.* 2020, *529*, 151823.
184. Wang, J.; Wang, H.; Xie, J.; Yang, A.; Pei, A.; Wu, C.L.; Cui, Y. Fundamental Study on the Wetting Property of Liquid Lithium. *Energy Storage Mater.* 2018, *14*, 345–350.
185. Walle, M.D.; Zhang, M.; Zeng, K.; Li, Y.; Liu, Y.N. MOFs-Derived Nitrogen-Doped Carbon Interwoven with Carbon Nanotubes for High Sulfur Content Lithium–Sulfur Batteries. *Appl. Surf. Sci.* 2019, *497*, 143773.
186. Zuo, Y.; Ren, P.; Zhao, M.; Su, W.; Chen, Y.; Tang, Y.; Chen, Y. Stable Lithium–Sulfur Batteries with High Sulfur Content Fabricated by Ultralight Ochroma Lagopus-Derived Carbon with Dopamine Shell as Sulfur Host. *J. Alloys Compd.* 2020, *819*, 152995.
187. Kang, N.; Lin, Y.; Yang, L.; Lu, D.; Xiao, J.; Qi, Y.; Cai, M. Cathode Porosity Is a Missing Key Parameter to Optimize Lithium-Sulfur Battery Energy Density. *Nat. Commun.* 2019, *10*, 4597.
188. Kilic, A.; Odabaşı, Ç.; Yildirim, R.; Eroglu, D. Assessment of Critical Materials and Cell Design Factors for High Performance Lithium-Sulfur Batteries Using Machine Learning. *Chem. Eng. J.* 2020, *390*, 124117.
189. Shandiz, M.A.; Gauvin, R. Application of Machine Learning Methods for the Prediction of Crystal System of Cathode Materials in Lithium-Ion Batteries. *Comput. Mater. Sci.* 2016, *117*, 270–278.
190. Liu, H.; Cheng, J.; Dong, H.; Feng, J.; Pang, B.; Tian, Z.; Dong, L. Screening Stable and Metastable ABO₃ Perovskites Using Machine Learning and the Materials Project. *Comput. Mater. Sci.* 2020, *177*, 109614.
191. Chen, B.; Baek, S.W.; Hou, Y.; Aydin, E.; De Bastiani, M.; Scheffel, B.; Sargent, E.H. Enhanced Optical Path and Electron Diffusion Length Enable High-Efficiency Perovskite Tandems. *Nat. Commun.* 2020, *11*, 1257.
192. Bork, A.H.; Povoden-Karadeniz, E.; Carrillo, A.J.; Rupp, J.L. Thermodynamic Assessment of the Solar-to-Fuel Performance of La_{0.6}Sr_{0.4}Mn_{1-y}CryO_{3-δ} Perovskite Solid Solution Series. *Acta Mater.* 2019, *178*, 163–172.
193. Zhang, L.; Wu, B. Understanding Adsorption of Nucleobases on CH₃NH₃PbI₃ Surfaces Toward Biological Applications of Halide Perovskite Materials. *Appl. Surf. Sci.* 2019, *483*, 1052–1057.

194. Wu, T.; Wang, J. Global Discovery of Stable and Non-Toxic Hybrid Organic-Inorganic Perovskites for Photovoltaic Systems by Combining Machine Learning Method with First Principle Calculations. *Nano Energy* 2019, *66*, 104070.
195. Odabaşı, Ç.; Yıldırım, R. Machine Learning Analysis on Stability of Perovskite Solar Cells. *Sol. Energy Mater. Sol. Cells* 2020, *205*, 110284.
196. Momeni, K.; Ji, Y.; Wang, Y.; Paul, S.; Neshani, S.; Yilmaz, D.E.; Chen, L.Q. Multiscale Computational Understanding and Growth of 2D Materials: A Review. *npj Comput. Mater.* 2020, *6*, 22.
197. Hofmann, D.C. Shape Memory Bulk Metallic Glass Composites. *Science* 2010, *329*, 1294–1295.
198. Yue, X.; Brechtel, J.; Wang, F.; Chang, Z.; Liaw, P.K.; Fan, C. Deformation Behavior of Annealed Cu₆₄Zr₃₆ Metallic Glass via Molecular Dynamics Simulations. *Mater. Des.* 2020, *191*, 108660.
199. Baulin, O.; Douillard, T.; Fabrègue, D.; Perez, M.; Pelletier, J.M.; Bugnet, M. Three-Dimensional Structure and Formation Mechanisms of Y₂O₃ Hollow-Precipitates in a Cu-Based Metallic Glass. *Mater. Des.* 2019, *168*, 107660.
200. Maldonis, J.J.; Banadaki, A.D.; Patala, S.; Voyles, P.M. Short-Range Order Structure Motifs Learned from an Atomistic Model of a Zr₅₀Cu₄₅Al₅ Metallic Glass. *Acta Mater.* 2019, *175*, 35–45.
201. Xiong, J.; Shi, S.Q.; Zhang, T.Y. A Machine-Learning Approach to Predicting and Understanding the Properties of Amorphous Metallic Alloys. *Mater. Des.* 2020, *187*, 108378.
202. Xiong, J.; Zhang, T.Y.; Shi, S.Q. Machine Learning Prediction of Elastic Properties and Glass-Forming Ability of Bulk Metallic Glasses. *MRS Commun.* 2019, *9*, 576.
203. Freeman, C.; Catlow, C. Structure Predictions in Inorganic Solids. *J. Chem. Soc., Chem. Commun.* 1992, *2*, 89–91.
204. Van Eijck, B.P.; Kroon, J. Structure Predictions Allowing More Than One Molecule in the Asymmetric Unit. *Sect. B Struct. Sci.* 2000, *56*, 535.
205. Pickard, C.J.; Needs, R. High-Pressure Phases of Silane. *Phys. Rev. Lett.* 2006, *97*, 045504.
206. Pickard, C.J.; Needs, R. Ab Initio Random Structure Searching. *J. Phys. Condens. Matter* 2011, *23*, 053201.
207. Martoňák, R.; Laio, A.; Parrinello, M. Predicting Crystal Structures: The Parrinello-Rahman Method Revisited. *Phys. Rev. Lett.* 2003, *90*, 075503.
208. Goedecker, S. Minima Hopping: An Efficient Search Method for the Global Minimum of the Potential Energy Surface of Complex Molecular Systems. *J. Chem. Phys.* 2004, *120*, 9911.
209. Reilly, A.M.; Cooper, R.I.; Adjiman, C.S. Report on the Sixth Blind Test of Organic Crystal Structure Prediction Methods. *Acta Crystallogr. Sect. B Struct. Sci. Cryst. Eng. Mater.* 2016, *72*, 439.
210. Schmidt, J.; Shi, J.; Borlido, P.; Chen, L.; Botti, S.; Marques, M.A. Predicting the Thermodynamic Stability of Solids Combining Density Functional Theory and Machine Learning. *Chem. Mater.* 2017, *29*, 5090.
211. Schmidt, J.; Chen, L.; Botti, S.; Marques, M.A. Predicting the Stability of Ternary Intermetallics with Density Functional Theory and Machine Learning. *J. Chem. Phys.* 2018, *148*, 241728.
212. Jha, D.; Ward, L.; Paul, A. Deep Learning the Chemistry of Materials from Only Elemental Composition. *Sci. Rep.* 2018, *8*, 17593.
213. Schleder, G.R.; Acosta, C.M.; Fazzio, A. Exploring Two-Dimensional Materials Thermodynamic Stability via Machine Learning. *ACS Appl. Mater. Interfaces* 2019, *12*, 20149.
214. Meredig, B.; Agrawal, A.; Kirklin, S. Combinatorial Screening for New Materials in Unconstrained Composition Space with Machine Learning. *Phys. Rev. B* 2014, *89*, 094104.
215. Zhao, Y.; Cui, Y.; Xiong, Z. Machine Learning-Based Prediction of Crystal Systems and Space Groups from Inorganic Materials Compositions. *ACS Omega* 2020, *5*, 3596.
216. Oliynyk, A.O.; Antono, E.; Sparks, T.D. High-Throughput Machine-Learning-Driven Synthesis of Full-Heusler Compounds. *Chem. Mater.* 2016, *28*, 7324.
217. Li, J.; Xie, B.; Fang, Q.; Liu, B.; Liu, Y.; Liaw, P.K. High-Throughput Simulation Combined Machine Learning Search for Optimum Elemental Composition in Medium Entropy Alloy. *J. Mater. Sci. Technol.* 2021, *68*, 70.
218. Chang, Y.J.; Jui, C.Y.; Lee, W.J.; Yeh, A.C. Prediction of the Composition and Hardness of High-Entropy Alloys by Machine Learning. *JOM* 2019, *71*, 3433.
219. Yang, J.; De, S.; Campbell, J.E.; Li, S.; Ceriotti, M.; Day, G.M. Large-Scale Computational Screening of Molecular Organic Semiconductors Using Crystal Structure Prediction. *Chem. Mater.* 2018, *30*, 4361.
220. Graser, J.; Kauwe, S.K.; Sparks, T.D. Machine Learning and Energy Minimization Approaches for Crystal Structure Predictions: A Review and New Horizons. *Chem. Mater.* 2018, *30*, 3601.
221. Hong, C.; Choi, J.M.; Jeong, W. Training Machine-Learning Potentials for Crystal Structure Prediction Using Disordered Structures. *Phys. Rev. B* 2020, *102*, 224104.
222. Zhong, M.; Tran, K.; Min, Y. Accelerated Discovery of CO₂ Electrocatalysts Using Active Machine Learning. *Nature* 2020, *581*, 178.
223. Sun, M.; Wu, T.; Xue, Y. Mapping of Atomic Catalyst on Graphdiyne. *Nano Energy* 2019, *62*, 754.
224. Sun, M.; Dougherty, A.W.; Huang, B.; Li, Y.; Yan, C.H. Accelerating Atomic Catalyst Discovery by Theoretical Calculations-Machine Learning Strategy. *Adv. Energy Mater.* 2020, *10*, 1903949.
225. Sun, M.; Wu, T.; Dougherty, A.W.. Self-Validated Machine Learning Study of Graphdiyne-Based Dual Atomic Catalyst. *Adv. Energy Mater.* 2021, *11*, 2003796.
226. Sun, M.; Wong, H.H.; Wu, T.; Dougherty, A.W.; Huang, B. Stepping Out of Transition Metals: Activating the Dual Atomic Catalyst through Main Group Elements. *Adv. Energy Mater.* 2021, *11*, 2101404.
227. Li, Z.; Achenie, L.E.; Xin, H. An Adaptive Machine Learning Strategy for Accelerating Discovery of Perovskite Electrocatalysts. *ACS Catal.* 2020, *10*, 4377.

228. Malek, A.; Wang, Q.; Baumann, S.; Guillon, O.; Eikerling, M.; Malek, K. Driven Framework for the Accelerated Discovery of CO₂ Reduction Electrocatalysts. *Front. Energy Res.* 2021, 9, 52.
229. Burger, B.; Maffettone, P.M.; Gusev, V.V.; Aitchison, C.M.; Bai, Y.; Wang, X.; Li, X.; Alston, B.M.; Li, B.; Clowes, R. A Mobile Robotic Chemist. *Nature* 2020, 583, 237–241.
230. Shields, B.J.; Stevens, J.; Li, J.; Parasram, M.; Damani, F.; Alvarado, J.I.M.; Janey, J.M.; Adams, R.P.; Doyle, A.G. Bayesian Reaction Optimization as a Tool for Chemical Synthesis. *Nature* 2021, 590, 89–96.
231. Granda, J.M.; Donina, L.; Dragone, V.; Long, D.-L.; Cronin, L. Controlling an Organic Synthesis Robot with Machine Learning to Search for New Reactivity. *Nature* 2018, 559, 377–381.
232. Li, Z.; Wang, S.; Xin, H. Toward Artificial Intelligence in Catalysis. *Nat. Catal.* 2018, 1, 641–642.
233. Tabor, D.P.; Roch, L.M.; Saikin, S.K.; Kreisbeck, C.; Sheberla, D.; Montoya, J.H.; Dwaraknath, S.; Aykol, M.; Ortiz, C.; Tribukait, H. Accelerating the Discovery of Materials for Clean Energy in the Era of Smart Automation. *Nat. Rev. Mater.* 2018, 3, 5–20.
234. Sun, S.; Tiihonen, A.; Oviedo, F.; Liu, Z.; Thapa, J.; Zhao, Y.; Hartono, N.T.P.; Goyal, A.; Heumueller, T.; Batali, C. A Data Fusion Approach to Optimize Compositional Stability of Halide Perovskites. *Matter* 2021, 4, 1305–1322.
235. Hensen, E.J.M.; Pidko, E.A. Towards the Computer-Assisted Design of Solid Catalysts. *Nat. Chem.* 2019, 11, 394–395.
236. Raccuglia, P.; Elbert, K.C.; Adler, P.D.F.; Falk, C.; Wenny, M.B.; Mollo, A.; Zeller, M.; Friedler, S.A.; Schrier, J.; Norquist, A.J. Machine-Learning-Assisted Materials Discovery Using Failed Experiments. *Nature* 2016, 533, 73–76.
237. Ahneman, D.T.; Estrada, J.G.; Lin, S.; Dreher, S.D.; Doyle, A.G. Predicting Reaction Performance in C–N Cross-Coupling Using Machine Learning. *Science* 2018, 360, 186–190.
238. Coley, C.W.; Thomas, D.A.; Lummiss, J.A.M.; Jaworski, J.N.; Breen, C.P.; Schultz, V.; Hart, T.; Fishman, J.S.; Rogers, L.; Gao, H. A Robotic Platform for Flow Synthesis of Organic Compounds Informed by AI Planning. *Science* 2019, 365, eaax1566.
239. Segler, M.H.S.; Preuss, M.; Waller, M.P. Planning Chemical Syntheses with Deep Neural Networks and Symbolic AI. *Nature* 2018, 555, 604–610.
240. Mehr, S.H.M.; Craven, M.; Leonov, A.I.; Keenan, G.; Cronin, L. A Universal System for Digitization and Automatic Execution of the Chemical Synthesis Literature. *Science* 2020, 370, 101–108.
241. Kusne, A.G.; Gao, T.; Mehta, A.; Ke, L.; Nguyen, M.C.; Ho, K.-M.; Antropov, V.; Wang, C.-Z.; Kramer, M.J.; Long, C. On-the-Fly Closed-Loop Materials Discovery via Bayesian Active Learning. *Nat. Commun.* 2020, 11, 5966.
242. Stein, H.S.; Gregoire, J.M. Progress and Prospects for Accelerating Materials Science with Automated and Autonomous Workflows. *Chem. Sci.* 2019, 10, 9640–9649.
243. MacLeod, B.P.; Parlane, F.G.L.; Morrissey, T.D.; Häse, F.; Roch, L.M.; Dettelbach, K.E.; Moreira, R.; Yunker, L.P.E.; Rooney, M.B.; Deeth, J.R. Self-Driving Laboratory for Accelerated Discovery of Thin-Film Materials. *Sci. Adv.* 2020, 6, eaaz8867.
244. Dave, A.; Mitchell, J.; Kandasamy, K.; Wang, H.; Burke, K.; Parikh, D.; Whitelam, S. Autonomous Discovery of Battery Electrolytes with Robotic Experimentation and Machine Learning. *Cell Rep. Phys. Sci.* 2020, 1, 100264.
245. Sendek, A.D.; Yang, Q.; Cubuk, E.D.; Duerloo, K.-A.N.; Cui, Y.; Reed, E.J. Holistic Computational Structure Screening of More than 12000 Candidates for Solid Lithium-Ion Conductor Materials. *Energy Environ. Sci.* 2017, 10, 306–320.
246. Xue, D.; Balachandran, P.V.; Hogden, J.; Theiler, J.; Xue, D.; Lookman, T. Accelerated Search for Materials with Targeted Properties by Adaptive Design. *Nat. Commun.* 2016, 7, 11241.
247. Szymanski, N.J.; Zeng, Y.; Huo, H.; Bartel, C.J.; Kim, H.; Ceder, G. Toward Autonomous Design and Synthesis of Novel Inorganic Materials. *Mater. Horiz.* 2021, 8, 2169–2198.
248. Saikin, S.K.; Kreisbeck, C.; Sheberla, D.; Becker, J.S.; Aspuru-Guzik, A. Closed-Loop Discovery of Materials with Targeted Properties by Adaptive Design. *Nat. Commun.* 2016, 7, 11241.
249. Stach, E.; DeCost, B.; Kusne, A.G.; Hattrick-Simpers, J.; Brown, K.A.; Reyes, K.G.; Schrier, J.; Billinge, S.; Buonassisi, T.; Foster, I. Autonomous Experimentation Systems for Materials Development: A Community Perspective. *Matter* 2021, 4, 2702–2726.
250. Angelone, D.; Hammer, A.J.; Rohrbach, S.; Krambeck, S.; Granda, J.M.; Wolf, J.; Zalesskiy, S.; Chisholm, G.; Cronin, L. Convergence of Multiple Synthetic Paradigms in a Universally Programmable Chemical Synthesis Machine. *Nat. Chem.* 2021, 13, 63–69.
251. Lee, C.W.; Jang, J.S.; Lee, S.H.; Kim, Y.S.; Jo, H.J.; Kim, Y. A Study on the Optimization of Material Properties Using Machine Learning Techniques. *Sci. Rep.* 2020, 10, 13694.
252. Moosavi, S.M.; Nandy, A.; Jablonka, K.M.; Ongari, D.; Janet, J.P.; Boyd, P.G.; Kulik, H.J. Understanding the Diversity of the Metal-Organic Framework Ecosystem. *Nat. Commun.* 2020, 11, 4068.
253. Ramakrishnan, R.; Dral, P.O.; Rupp, M.; Von Lilienfeld, O.A. Quantum Chemistry Structures and Properties of 134 Kilo Molecules. *Sci. Data* 2014, 1, 1–7.
254. Zaspel, P.; Huang, B.; Harbrecht, H.; Von Lilienfeld, O.A. Machine Learning for Quantum Chemistry: A Unified Approach to Predicting Molecular Properties. *J. Chem. Theory Comput.* 2018, 15, 1546–1559.
255. Batra, R.; Paliana, G.; Uberuaga, B.P.; Ramprasad, R. Machine Learning in Materials Science: Recent Applications and Prospects. *ACS Appl. Mater. Interfaces* 2019, 11, 24906–24918.
256. Busk, P.B.; Jørgensen, A.; Bhowmik, A.; Schmidt, M.N.; Winther, O.; Vegge, T. Machine Learning: Science and Technology. *Mach. Learn. Sci. Technol.* 2021, 3, 015012.

257. Moosavi, S.M.; Novotny, B.Á.; Ongari, D.; Moubarak, E.; Asgari, M.; Kadioglu, Ö.; Charalambous, C.; Ortega-Guerrero, A.H.; Farmahini, A.H.; Sarkisov, L. Understanding the Diversity of the Metal-Organic Framework Ecosystem. *Nat. Mater.* 2022, *21*, 1419–1425.
258. St. John, P.C.; Guan, Y.; Kim, Y.; Kim, S.; Paton, R.S. Machine Learning for Chemical Discovery: Challenges and Opportunities. *Nat. Commun.* 2020, *11*, 2328.
259. Uhrin, M.; Huber, S.P.; Yu, J.; Marzari, N.; Pizzi, G. High-Throughput Computational Screening of Materials Using Machine Learning. *Comput. Mater. Sci.* 2021, *187*, 110086.
260. Draxl, C.; Scheffler, M. The NOMAD Laboratory: From Data Sharing to Artificial Intelligence. *MRS Bull.* 2018, *43*, 676–682.
261. Draxl, C.; Scheffler, M. The NOMAD Laboratory: From Data Sharing to Artificial Intelligence. *J. Phys. Mater.* 2019, *2*, 036001.
262. Lowe, D. Chemical Reactions from US Patents (1976-Sep2016). Available online: https://figshare.com/articles/dataset/Chemical_reactions_from_US_patents_1976-Sep2016_/5104873 (accessed on 07 March 2025).
263. Mayfield, J.; Lowe, D.; Sayle, R. Pistachio. Available online: <https://www.nextmovesoftware.com/pistachio.html> (accessed on 07 March 2025).
264. Reaxys. Available online: <https://www.reaxys.com> (accessed on 07 March 2025).
265. SciFinder. Available online: <https://scifinder.cas.org> (accessed on 07 March 2025).
266. Szymkuć, S.; Badowski, T.; Grzybowski, B.A. *Angew. Chem.* 2021, *133*, 26430–26436.
267. Kearnes, S.M.; Maser, M.R.; Wlekinski, M.; Kast, A.; Doyle, A.G.; Dreher, S.D.; Hawkins, J.M.; Jensen, K.F.; Coley, C.W. *J. Am. Chem. Soc.* 2021, *143*, 18820–18826.
268. Pesciullesi, G.; Schwaller, P.; Laino, T.; Reymond, J.-L. *Nat. Commun.* 2020, *11*, 4874.
269. Schreiner, M.; Bhowmik, A.; Vegge, T.; Busk, J.; Winther, O. *Sci. Data* 2022, *9*, 779.
270. Schreiner, M.; Bhowmik, A.; Vegge, T.; Jørgensen, P.B.; Winther, O. *Mach. Learn. Sci. Technol.* 2022, *3*, 045022.
271. Jang, J.; Gu, G.H.; Noh, J.; Kim, J.; Jung, Y. *J. Am. Chem. Soc.* 2020, *142*, 18836–18843.
272. Vogler, M.; Busk, J.; Hajiyani, H.; Jørgensen, P.B.; Safaei, N.; Castelli, I.E.; Ramirez, F.F.; Carlsson, J.; Pizzi, G.; Clark, S. *Matter* 2023, *6*, 2647–2665.
273. Skreta, M.; Yoshikawa, N.; Arellano-Rubach, S.; Ji, Z.; Kristensen, L.B.; Darvish, K.; Aspuru-Guzik, A.; Shkurti, F.; Garg, A. *arXiv* 2023, preprint arXiv:2303.14100.
274. Bran, A.M.; Cox, S.; White, A.D.; Schwaller, P. *arXiv* 2023, preprint arXiv:2304.05376.
275. Deringer, V.L.; Bernstein, N.; Csányi, G.; Ben Mahmoud, C.; Ceriotti, M.; Wilson, M.; Drabold, D.A.; Elliott, S.R. *Nature* 2021, *589*, 59–64.
276. Han, S.; Barcaro, G.; Fortunelli, A.; Lysgaard, S.; Vegge, T.; Hansen, H.A. *npj Comput. Mater.* 2022, *8*, 121.
277. Gu, G.H.; Lim, J.; Wan, C.; Cheng, T.; Pu, H.; Kim, S.; Noh, J.; Choi, C.; Kim, J.; Goddard, W.A. III. *J. Am. Chem. Soc.* 2021, *143*, 5355–5363.
278. Han, S.; Lysgaard, S.; Vegge, T.; Hansen, H.A. *npj Comput. Mater.* 2023, *9*, 139.
279. Stach, E.; DeCost, B.; Kusne, A.G.; Hattrick-Simpers, J.; Brown, K.A.; Reyes, K.G.; Schrier, J.; Billinge, S.; Buonassisi, T.; Foster, I. *Matter* 2021, *4*, 2702–2726.
280. Schrier, J.; Norquist, A.J.; Buonassisi, T.; Brgoch, J. *J. Am. Chem. Soc.* 2023, *145*, 21699–21716.
281. Häse, F.; Roch, L.M.; Aspuru-Guzik, A. *Chem. Sci.* 2018, *9*, 7642–7655.
282. Hickman, R.; Sim, M.; Pablo-García, S.; Woolhouse, I.; Hao, H.; Bao, Z.; Bannigan, P.; Allen, C.; Aldeghi, M.; Aspuru-Guzik, A. *ChemRxiv* 2023, DOI:10.26434/chemrxiv-2023-8nrxx.
283. McNally, A.; Prier, C.K.; MacMillan, D.W. *Science* 2011, *334*, 1114–1117.
284. Busk, J.; Schmidt, M.; Winther, O.; Vegge, T.; Jørgensen, P.B. *Phys. Chem. Chem. Phys.* 2023, *25*, 25828–25837.
285. Vargas, S.; Zamirpour, S.; Menon, S.; Rothman, A.; Häse, F.; Tamayo-Mendoza, J.; Romero, J.; Sim, S.; Menke, T.; Aspuru-Guzik, A. *J. Chem. Educ.* 2020, *97*, 689–694.
286. Saar, L.; Liang, H.; Wang, A.; McDannald, A.; Rodriguez, E.; Takeuchi, I.; Kusne, A.G. *MRS Bull.* 2022, *47*, 881–885.
287. Sharma, A.K. *J. Comput. Sci. Educ.* 2021, *12*, 8–15.
288. Thrall, E.S.; Lee, S.E.; Schrier, J.; Zhao, Y. *J. Chem. Educ.* 2021, *98*, 3269–3276.
289. Revignas, D.; Amendola, V. *J. Chem. Educ.* 2022, *99*, 2112–2120.
290. Lafuente, D.; Cohen, B.; Fiorini, G.; García, A.A.; Bringas, M.; Morzan, E.; Onna, D. *J. Chem. Educ.* 2021, *98*, 2892–2898.
291. Abdinejad, M.; Talaie, B.; Qorbani, H.S.; Dalili, S. *J. Sci. Educ. Technol.* 2021, *30*, 87–96.
292. van Dinther, R.; de Putter, L.; Pepin, B. *J. Chem. Educ.* 2023, *100*, 1537–1546.
293. Lo, S.; Baird, S.; Schrier, J.; Blaiszik, B.; Kalinin, S.; Tran, H.; Sparks, T.; Aspuru-Guzik, A. *ChemRxiv* 2023, DOI:10.26434/chemrxiv-2023-6z9mq-v2.
294. Armstrong, L.B.; Rivas, M.C.; Zhou, Z.; Irie, L.M.; Kerstiens, G.A.; Robak, M.T.; Douskey, M.C.; Baranger, A.M. *J. Chem. Educ.* 2019, *96*, 2410–2419.
295. Liu, Y. *J. Chem. Educ.* 2022, *99*, 2588–2596.
296. Lee, C.W.; Jang, J.S.; Lee, S.H.; Kim, Y.S.; Jo, H.J.; Kim, Y. A Study on the Optimization of Material Properties Using Machine Learning Techniques. *Sci. Rep.* 2020, *10*, 13694.

297. Matthew, C.S.; Jacqueline, M.C. Advances in Computational Modeling for Chemical Discovery. *J. Chem. Inf. Model.* 2016, *56*, 1894–1904.
298. Callum, J.C.; Jacqueline, M.C. Accelerating Materials Discovery with Autonomous Workflows. *NPJ Comput. Mater.* 2020, *18*, 6.
299. Christopher, J.B.; Samantha, L.M.; Ann, M.D.; John, R.R.; Tumas, W.; Alan, W.W.; Stephan, L.; Vladan, S.; Charles, B.M.; Aaron, M.H. Autonomous Discovery of Advanced Materials Using Machine Learning. *Nat. Commun.* 2018, *9*, 4168.
300. Christopher, J.B.; Christopher, S.; Bryan, R.G.; Runhai, O.; Charles, B.M.; Luca, M.G.; Matthias, S. High-Throughput Screening of Materials Using Automated Workflows. *Sci. Adv.* 2019, *5*, 0693.
301. Попова, И. А. Системы AutoML как современный инструмент для построения моделей машинного обучения. *StudNet* 2022, *5*, 815–825.
302. Li, Y.; Wang, Z.; Xie, Y.; Ding, B.; Zeng, K.; Zhang, C. Auttml: From Methodology to Application. In *Proceedings of the 30th ACM International Conference on Information & Knowledge Management*; ACM: New York, NY, USA, 2021; pp. 4853–4856.
303. Hutter, F.; Kotthoff, L.; Vanschoren, J. *Automated Machine Learning: Methods, Systems, Challenges*; Springer Nature: Cham, Switzerland, 2019; p. 219.
304. Musigmann, M.; Akkurt, B.H.; Krähling, H.; Nacul, N.G.; Remonda, L.; Sartoretto, T.; Mannil, M. Testing the Applicability and Performance of Auto ML for Potential Applications in Diagnostic Neuroradiology. *Sci. Rep.* 2022, *12*, 13648.
305. Goma, I. SML-AutoML: A Smart Meta-Learning Automated Machine Learning Framework. *Adv. Artif. Intell. Mach. Learn.* 2024, *4*, 176.
306. Aguiar, G.J.; Mantovani, R.G.; Mastelini, S.M.; De Carvalho, A.C.; Campos, G.F.; Junior, S.B. A Meta-Learning Approach for Selecting Image Segmentation Algorithm. *Pattern Recognit. Lett.* 2019, *128*, 480–487.